



CAA FOOTBALL

2011 YEARBOOK



5 NATIONAL CHAMPIONSHIPS - 9 NATIONAL CHAMPIONSHIP GAME APPEARANCES
18 NATIONAL SEMIFINALISTS - 18 NATIONAL AWARD WINNERS

	DAN ALLEN 1993 Eddie Robinson Award Boston University
	JERRY AZUMAH 1998 Walter Payton Award New Hampshire
	LANG CAMPBELL 2004 Walter Payton Award William and Mary
	BRIAN FINNERAN 1997 Walter Payton Award Villanova
	K.C. KEELER 2010 AFCA Coach of the Year Delaware
	DERRICK LLOYD 2001 Buck Buchanan Award James Madison
	MIKE LONDON 2008 AFCA Coach of the Year Richmond
	MICKY MATTHEWS 1999 & 2008 Eddie Robinson Award 2004 AFCA Coach of the Year James Madison
	SEAN MCDONNELL 2005 Eddie Robinson Award New Hampshire
	DAVE MEGGETT 1988 Walter Payton Award Towson
	ARTHUR MOATS 2009 Buck Buchanan Award James Madison
	RICKY SANTOS 2006 Walter Payton Award New Hampshire
	ANDY TALLEY 1997 & 2009 AFCA Coach of the Year 1997 Eddie Robinson Award Villanova
	BRIAN WESTBROOK 2001 Walter Payton Award Villanova
	MARK WHIPPLE 1998 AFCA Coach of the Year Massachusetts

CAA Football By The Numbers

5 -- National Championships

- Massachusetts - 1998 (55-43 over Georgia Southern)
- Delaware - 2003 (40-0 over Colgate)
- James Madison - 2004 (31-21 over Montana)
- Richmond - 2008 (24-7 over Montana)
- Villanova - 2009 (23-21 over Montana)

4 -- National Championship Runners-up

- Massachusetts - 1978 (28-35 to Florida A&M)
- Massachusetts - 2006 (17-28 to Appalachian State)
- Delaware - 2007 (21-49 to Appalachian State)
- Delaware - 2011 (19-20 to Eastern Washington)

20 -- Consecutive seasons of multiple berths in the NCAA Playoffs

- Longest active streak in FCS history

75 -- NCAA Playoff Berths

35 -- NCAA Playoff Berths over the last 10 years

50 -- NCAA Playoff Wins over the last 10 years

7 -- NCAA Championship Final appearances over the last 8 years

9 -- NCAA Championship Semifinal appearances over the last 5 years

6 -- Walter Payton Award Winners

- Dave Meggett - Towson, 1988
- Brian Finneran - Villanova, 1997
- Jerry Azumah - New Hampshire, 1998
- Brian Westbrook - Villanova, 2001
- Lang Campbell - William and Mary, 2004
- Ricky Santos - New Hampshire, 2006

2 -- Buck Buchanan Award Winners

- Derrick Lloyd - James Madison, 2001
- Arthur Moats - James Madison, 2009

5 -- Eddie Robinson National Coach of the Year Winners

- Dan Allen - Boston University, 1993
- Andy Talley - Villanova, 1997
- Mickey Matthews - James Madison, 1999
- Sean McDonnell - New Hampshire, 2005
- Mickey Matthews - James Madison, 2008

6 -- American Football Coaches Association National Coach of the Year Winners

- Andy Talley - Villanova, 1997
- Mark Whipple - Massachusetts, 1998
- Mickey Matthews - James Madison, 2004
- Mike London - Richmond, 2008
- Andy Talley - Villanova, 2009
- K.C. Keeler - Delaware, 2010

5 -- Members of the College Football Hall of Fame

- Lou Holtz, William and Mary
- Dick MacPherson, Massachusetts
- Dave Nelson, Maine & Delaware
- Tubby Raymond, Delaware
- Eddie N. Robinson, Maine

309 -- Sports Network All-Americans (Since 1987)

103 -- American Football Coaches Association All-Americans (Since 1979)

98 -- Players Drafted By NFL Franchises

Table of Contents

Introduction

1..... Table of Contents
 2-3 CAA Football on Television
 4-5 CAA Football National Champions
 6-7 CAA Football National Award Winners
 8..... CAA Football Biography
 9..... CAA Football Commissioner Tom Yeager
 10..... CAA Football Officials Bureau

2011 Preview

11..... 2011 Preseason All-CAA Football
 12-13 2011 Non-Conference Opponents

2011 Team Previews

14-17 Delaware Blue Hens
 18-21 James Madison Dukes
 22-25 Maine Black Bears
 26-29 Massachusetts Minutemen
 30-33 New Hampshire Wildcats
 34-37 Old Dominion Monarchs
 38-41 Rhode Island Rams
 42-45 Richmond Spiders
 46-49 Towson Tigers
 50-53 Villanova Wildcats
 54-57 William and Mary Tribe

2010 Season Review

58..... 2010 CAA Football Standings
 58..... 2010-11 NCAA Championship Bracket
 59..... 2010 All-CAA Football Teams
 60..... 2010 CAA Football All-Americans
 61..... 2010 Final National Polls
 62-66 2010 Final CAA Football Miscellaneous Statistics
 67-69 2010 Final CAA Football Individual Statistics
 70-72 2010 Final CAA Football Team Statistics

Records

73-76 Year-By-Year Standings
 77..... All-Time Coaching Records
 78..... All-Time Passing Records
 79..... All-Time Rushing Records
 80..... All-Time Receiving Records
 81..... All-Time Scoring Records
 82..... All-Time Defensive/All-Purpose Records
 83..... All-Time Special Teams Records

Conference History

84-85 CAA Football In The Playoffs
 86-87 CAA Football Postseason History
 88-90 CAA Football All-Americans
 91..... CAA Football All-Time Award Winners
 92-102 CAA Football All-Conference Teams
 103-104 CAA Football In The NFL Draft
 105-106 CAA Football In The NFL

Media Services

107..... CAA Football Communications Directory
 108..... CAA Football Interactive/Media Services

Abbreviations

Abbreviations are used extensively throughout this book when referring to current and former member institutions. The following is a complete listing of those abbreviations:

School	Abbreviation
Boston University.....	BU
Connecticut.....	UC
Delaware.....	UD
Hofstra.....	HOF
James Madison.....	JMU
Maine.....	UM
Massachusetts.....	UMass
New Hampshire.....	UNH
Northeastern.....	NU
Old Dominion.....	ODU
Rhode Island.....	URI
Richmond.....	UR
Towson.....	TU
Vermont.....	VER
Villanova.....	VU
William and Mary.....	WM

Credits

Editor and Cover Designs
 Scott Meyer, CAA Football Assistant Commissioner

Editorial Assistance

Niki DeSantis, Rob Washburn, Tom Yeager, Kelly Bowmaster, Pete Hock, Chuck Boone, CAA Staff, David Berman, Pete Clawson, Mike DeGeorge, Dean Kenefick, Andrew Mahoney, John Martin, Dan O'Connell, Scott Selheimer, John Sinnett, Tom Symonds, Rob Turner, Tom Wilkins, Jason Yellin, Kimberly Zivkovich

Photography

Scott Brown, Bob Burleigh, The Buffalo Bills, Mark Campbell, Dan Cook, Franc Cook, Niki DeSantis, Diane Elliot, Michael Fabus, Michael C. Hebert, Phil Hoffman, The Jacksonville Jaguars, Al Jennings, Cathy Kushner, Mark Kwolek, Erik Mackey, Heather McCallister, Scott McCallister, Jerry Millevoi, Jim Morris, Paige Ozarowski, John H. Reid III, Steve Sanders, Harry Scull Jr., Jim Sheehan, Michael Silverwood, Bill Smith, James D. Smith, The Tampa Bay Buccaneers, Kevin Tucker, Bill Wood, Jason Yellin

Special Thanks

2011 CAA Football Media Relations Departments, Rick Christman of James River Press, Brent Nultemeier

Printed By

James River Press of Richmond, Va.
 The 2011 CAA Football Yearbook was produced by the CAA Football communications staff and published by the Colonial Athletic Association. The book was produced using Adobe InDesign CSS.5 and Adobe Photoshop CSS.5, while all covers were produced using Adobe Photoshop CSS.5.

On the Cover

The Front Cover includes the 2011 CAA Football Preseason Players of the year in Delaware's Andrew Pierce, Massachusetts' Tyler Holmes and William and Mary's Jonathan Grimes. The Inside Back Cover includes a representation of the 42 former CAA Football athletes who played or served as a head coach in the NFL during the 2010 season.

5 NATIONAL CHAMPIONS
 9 NATIONAL CHAMPIONSHIP GAME APPEARANCES
 18 NATIONAL SEMIFINALISTS
 18 NATIONAL AWARD WINNERS



1
INTRODUCTION

11
2011 PREVIEW

14
2011 TEAM PREVIEWS

58
2010 SEASON REVIEW





73
RECORDS



84
CONFERENCE HISTORY

107
COMMUNICATION SERVICES



 facebook.com/CAAFootball  twitter.com/The_CAAFootball
 youtube.com/CAAFootball  CAAFootballblog.com

Using your smartphone, photograph the QR (quick response) code to the left to see all the ways you can interact with CAA Football. If you don't have a QR reader on your phone, visit your app store and search "qr reader" to download one.

No camera? No worries. Just visit any of the links listed above to interact with CAA Football.

CAA Football On Television

18 NATIONAL AWARD WINNERS

18 NATIONAL SEMIFINALISTS

9 NATIONAL CHAMPIONSHIP GAME APPEARANCES

5 NATIONAL CHAMPIONS



**OVER 175 OF THE LEAGUE'S 370
GAMES SINCE THE INAUGURAL 2007
CAA FOOTBALL SEASON HAVE BEEN
TELEVISED**



CAA Football On Television



CAA FOOTBALL HAS AVERAGED
MORE THAN 40 TELEVISED GAMES
OVER THE LAST FOUR SEASONS



5 NATIONAL CHAMPIONS

9 NATIONAL CHAMPIONSHIP GAME APPEARANCES

18 NATIONAL SEMI-FINALISTS

18 NATIONAL AWARD WINNERS

CAA Football National Champions

18 NATIONAL AWARD WINNERS

18 NATIONAL SEMIFINALISTS


9 NATIONAL CHAMPIONSHIP GAME APPEARANCES

5 NATIONAL CHAMPIONS



2009

VILLANOVA -- NATIONAL CHAMPIONS
Villanova 23, Montana 21




2008

RICHMOND -- NATIONAL CHAMPIONS
Richmond 24, Montana 7



CAA Football National Champions



2004
JAMES MADISON -- NATIONAL CHAMPIONS
 James Madison 31, Montana 21



2003
DELAWARE -- NATIONAL CHAMPIONS
 Delaware 40, Colgate 0



1998
MASSACHUSETTS -- NATIONAL CHAMPIONS
 Massachusetts 55, Georgia Southern 43



5 NATIONAL CHAMPIONS
 9 NATIONAL CHAMPIONSHIP GAME APPEARANCES
 18 NATIONAL SEMI-FINALISTS
 18 NATIONAL AWARD WINNERS

CAA Football National Award Winners

DERRICK LLOYD, JAMES MADISON - 2001

ARTHUR MOATS, JAMES MADISON - 2009

2

BUCK BUCHANAN AWARDS

ANDY TALLEY, VILLANOVA - 1997

MARK WHIPPLE, MASSACHUSETTS - 1998

MICKEY MATTHEWS, JAMES MADISON - 2004

MIKE LONDON, RICHMOND - 2008

ANDY TALLEY, VILLANOVA - 2009

K.C. KEELER, DELAWARE - 2010

6

AFCA COACHES OF THE YEAR

CAA Football recognizes its five current members of the National Football Foundation College Football Hall of Fame as well as its class of 2011 honoree -- James Madison's Charles Haley



CHARLES HALEY
James Madison



LOU HOLTZ
William and Mary



DICK MACPHERSON
Massachusetts



DAVE NELSON
Maine & Delaware



TUBBY RAYMOND
Delaware



EDDIE N. ROBINSON
Maine

18 NATIONAL AWARD WINNERS

18 NATIONAL SEMIFINALISTS

18 NATIONAL CHAMPIONSHIP GAME APPEARANCES

5 NATIONAL CHAMPIONS

CAA Football National Award Winners

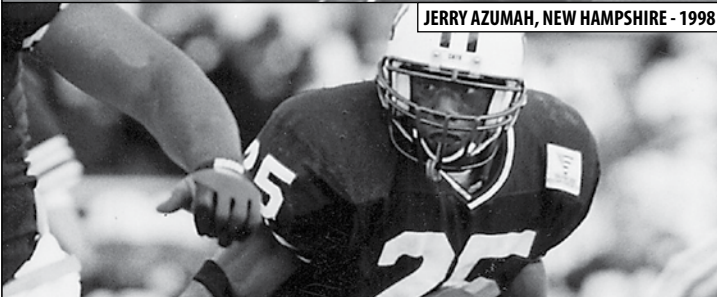
DAVE MEGGETT, TOWSON - 1988



BRIAN FINNERAN, VILLANOVA - 1997



JERRY AZUMAH, NEW HAMPSHIRE - 1998



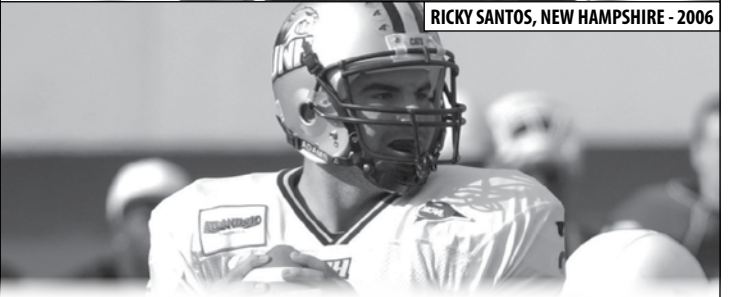
BRIAN WESTBROOK, VILLANOVA - 2001



LANG CAMPBELL, WILLIAM AND MARY - 2004



RICKY SANTOS, NEW HAMPSHIRE - 2006



6

WALTER PAYTON AWARDS

DAN ALLEN, BOSTON UNIVERSITY - 1993



ANDY TALLEY, VILLANOVA - 1997



MICKY MATTHEWS, JAMES MADISON - 1999



SEAN MCDONNELL, NEW HAMPSHIRE - 2005



MICKY MATTHEWS, JAMES MADISON - 2008



5

EDDIE ROBINSON AWARDS

5 NATIONAL CHAMPIONS
9 NATIONAL CHAMPIONSHIP GAME APPEARANCES
18 NATIONAL SEMI-FINALISTS
18 NATIONAL AWARD WINNERS

Four NCAA Championship game appearances in four years under the CAA Football banner and more than 47 percent of its games on television...quite a way to begin an era! CAA Football raised the profile of what was once the Yankee Conference and later the Atlantic 10 Conference when it took the reins of the league in 2007. Now four years into the CAA's leadership the league has moved from one of the power conferences in the NCAA Football Championship Subdivision, to arguably the most successful conference in the division in terms of on-the-field success, television exposure, marketability and success of its players at the next level. The league's marketability will only continue to grow as it adds Old Dominion to its roster in 2011, expanding further into the Tidewater market of Virginia, and later Georgia State, based in Atlanta, Ga., in 2012.

Delaware pushed CAA Football's streak to five-straight National Championship game appearances and seven in the last eight years. The league's non-conference success was evidenced again last season by a 22-6 (.786) mark against FCS foes, while James Madison pushed the league's win total to three over teams from the Atlantic Coast Conference in the last two years with an epic, 21-16, victory at nationally-ranked Virginia Tech. CAA Football has won 10 games over BCS/FBS foes in the last five seasons and 19 contests against the upper level of major college football in the last 10 years.

CAA Football continued its stronghold in the national polls, showing seven teams ranked over a nine-week stretch and a total of three teams at No. 1 during the 2010 season. Even more impressive was a four-week stretch from Sept. 20-Oct. 11 when league squads occupied five of the Top-10 spots in The Sports Network poll.

An expanded NCAA Playoff field in 2010 allowed CAA Football to extend its streak to four-straight years of four or more squads appearing in the postseason. Both Delaware and William and Mary earned Top-5 seeds, while Villanova and New Hampshire had to go on the road for their postseason openers. Delaware dispatched of Lehigh and New Hampshire won at Bethune-Cookman to set up an All-CAA Football matchup in Newark in the quarterfinal round. Villanova rattled off 40 unanswered points to come from behind at Stephen F. Austin and advance, while the Tribe struggled to stop the triple-option attack of Georgia Southern and fell to the Eagles in its postseason opener. Delaware and New Hampshire renewed a CAA Football rivalry in the quarterfinal round and a defensive battle ensued as the Blue Hens advanced giving the league a semifinalist for the fifth-straight year. Villanova got a total of five touchdowns from Matt Szczur to upset top-seeded Appalachian State at The Rock and march into the semifinal round. Villanova could not regain its early lead on the road at Eastern Washington and fell to the Eagles, but Delaware forced five Georgia Southern turnovers which helped it advance to the 2011 NCAA Division I National Championship game for the second time four seasons. The Blue Hens dropped a 20-19 decision to Eastern Washington at the new home of the National Championship game, Pizza Hut Park in Frisco, Texas.

The league has earned 75 total playoff berths, including 35 in the last 10 seasons. Getting into the playoffs isn't where the success stops, as evidenced by 50 playoff wins since 2001. CAA Football has continued to make its presence felt at the national level by placing nine teams in the national semifinal round over the last five seasons, and advancing a team to the national title game each of those five years as well.

CAA Football



8625 Patterson Avenue | Richmond, VA 23229
804-754-1616
caafotball.com
caafotballblog.com
@The_CAAFootball
facebook.com/CAAFootball
youtube.com/CAAFootball

	TOM YEAGER Commissioner
	CHUCK BOONE Director of Football Operations
	SCOTT MEYER Assistant Commissioner
	JIM MACDONAGH Officials Coordinator
	KATHLEEN BATTERSON Senior Associate Commissioner Internal Operations/SWA
	PETE HOCK Associate Commissioner Broadcast Services
	KELLY BOWMASTER Assistant Commissioner Creative Services/Video
	BOBBY BROYLES Assistant Director, Video Services
	CINDY WILLIAMS Chief Operating Officer

Richmond's National Championship in 2008 and Villanova's 2009 title are the most recent championships for the league. In 2004, James Madison claimed the national championship with a 31-21 triumph over Montana, becoming the first team to reach the title game by winning three road playoff contests since the field expanded to 16 teams in 1986. Delaware rolled past Colgate 40-0 to capture the national championship in 2003, becoming the first team to ever post a shutout in the title game. No other conference has had two different teams win national titles in back-to-back years and CAA Football has done it twice (2003-04 & 2008-09). Massachusetts earned a national championship in 1998, beating perennial power Georgia Southern, 55-43.


Along with the team accomplishments, the conference has accumulated numerous individual accolades. New Hampshire quarterback Ricky Santos (2006), William and Mary quarterback Lang Campbell (2004), Villanova running back Brian Westbrook (2001), Villanova wide receiver Brian Finneran (1997), New Hampshire running back Jerry Azumah (1998) and Towson running back Dave Meggett (1988) all have won the prestigious Walter Payton Award under the league banner. James Madison linebacker Derrick Lloyd (2001) and defensive lineman Arthur Moats (2009) each received the Buck Buchanan Award. New Hampshire's Sean McDonnell (2005), James Madison's Mickey Matthews (1999 & 2008), Villanova's Andy Talley (1997) and Boston University's Dan Allen (1993) have earned the Eddie Robinson National Coach of the Year Award. Delaware's K.C. Keeler (2010), Richmond's Mike London (2008), Matthews (2004), Massachusetts' Mark Whipple (1998) and Talley (1997 & 2009) have garnered the American Football Coaches Association National Coach of the Year honor.

Success beyond the collegiate playing field can be measured in numerous ways. CAA Football has had 98 players drafted by NFL franchises dating back to 1948. A total of 24 players have been selected in the draft over the last 10 years, including the league's second-highest draft pick ever -- former Delaware Blue Hen quarterback Joe Flacco (18th overall to the Baltimore Ravens). The league has also excelled in graduating student-athletes as 10 programs have earned NCAA Public Recognition Awards over the last three years for ranking among the Top 10 percent of the FCS in the NCAA's Academic Progress Rating system.

The CAA Football geographic footprint encompasses much of the East Coast with schools located from Maine to Virginia. Current members include Delaware, James Madison, Maine, Massachusetts, New Hampshire, Old Dominion, Rhode Island, Richmond, Towson, Villanova and William and Mary, while Georgia State will join the fold as a full member in 2012. While CAA Football officially began March 1, 2007, its roots date back more than 60 years.

On December 3, 1946, the Code of the Yankee Conference went into effect. Established as an all-sports conference for the New England land grant colleges, the six charter members included Connecticut, Maine, Massachusetts, New Hampshire, Rhode Island and Vermont. Upon the formation of Division I-AA football in 1978, the league disbanded all sports except football. Delaware and Richmond were admitted to the conference in 1986, Villanova was added in 1988 and James Madison, Northeastern and William and Mary joined the league in 1993. The Atlantic 10 assumed operation control of the conference from 1997-2006, with Hofstra becoming part of the league in 2001 and Towson joining the group in 2004.

THE HISTORY OF CAA FOOTBALL



CAA Football Commissioner



**CAA FOOTBALL
COMMISSIONER
THOMAS E. YEAGER
4 YEARS (2007-2010)**

Colonial Athletic Association Commissioner (Years) 1985-2010 (26 years)
Birthdate October 8, 1950
Hometown Allentown, Pa.
Alma Mater Springfield, 1972
Wife Dorcas
Children Kyle & Hallie

Tom Yeager played a vital role in the addition of football to the CAA sports roster in 2007, and has continued the league's leadership in building it into the top NCAA Division I Football Championship league in the country. The Allentown, Pa., native has been a guiding force and the only commissioner of the Colonial Athletic Association in its 26-year existence.

Since the inaugural CAA Football season in 2007, Yeager has helped the league build a reputation as one of the most respected and well-run conferences in Division I. In just a short time at the helm, Yeager negotiated an enhanced television package for the conference which resulted in a significant increase in both the number of CAA Football games televised and the number of homes the games were broadcast to. He also implemented an aggressive marketing and branding campaign to promote the quality of CAA Football along the East Coast and throughout the country. After its record-breaking Inaugural season, CAA Football has followed suit by garnering national accomplishments in each of the last three seasons.

The league placed a record-five teams in each of the NCAA Division I National Championships fields in 2007 and 2008. Delaware advanced to the 2007 National Championship game but fell to Appalachian State, while Richmond advanced to the 2008 National Championship game and helped the league garner its first championship under the CAA Football banner when it beat Montana, 24-7. The success from previous seasons carried over to start the 2009 season when Villanova, William and Mary, Richmond and New Hampshire all opened the season with wins over FBS/BCS opponents. Those same four squads advanced to the second round marking the league's second-straight season with four wins in the playoffs' opening

round. Villanova advanced to the National Championship game where it took down Montana, 23-21, to earn its first-ever football National Championship. The Wildcats' victory over the Griz gave CAA Football its second-straight National title and fifth title overall.

The 2010 season had its share of highlights including James Madison's victory over then-nationally ranked FBS/BCS foe Virginia Tech, 21-16. The league against sent four teams to the NCAA Division I National Championships and CAA Football extended its streak of two of the final four teams in the NCAA Championships field for the fourth-straight year as Delaware and Villanova each advanced to the semifinals. Delaware became the fifth-straight league team to advance to the National Championship game, but came up short to Eastern Washington.

The CAA conducts championships in 23 men's and women's sports, with the conference rated among the top 10 nationally in many of them. In 2010-11, the CAA had 25 teams earn NCAA Tournament berths and 56 student-athletes earn All-America honors in 13 different sports.

While his job responsibilities are far reaching, Yeager's major duties include negotiation of championship, sponsorship and television contracts, representing the conference with the NCAA and supervising the 15 members of his staff.

Yeager came to the conference office from the NCAA staff in Kansas City, where he was Director of Legislative Services. He joined the NCAA in 1976, spending five years as an investigator in the enforcement department. In 1981, he was promoted to Assistant Director of Legislative Services and in 1984 to Director.

In addition to his duties with the CAA, Yeager is also actively involved with NCAA affairs. Currently, he is a member of the Board of Directors for the NCAA's college football and men's basketball officiating LLCs. Yeager recently completed a nine-year term -- three years as chair -- on one of the NCAA's most important committees, the Division I Committee on Infractions, which hears and assesses penalties for violations of NCAA rules. Previously he served as a member of the NCAA Council and chaired the NCAA Interpretations Committee for eight years, in addition to serving on numerous other NCAA committees. Well respected by other commissioners, Yeager is also a former executive vice president of the Collegiate Commissioners Association and is chairing the National Letter of Intent Steering Committee.

In April, 1994, the National Invitation Tournament recognized Yeager's contributions to college basketball by selecting him as the "NIT Man of the Year" joining a prestigious group of past recipients including John Wooden, Bobby Knight and Vic Bubas.

Yeager is a 1972 graduate of Springfield College in Springfield, Massachusetts. He holds a bachelor's degree in physical education and a master's degree in education (1975). As an undergraduate, he was a member of the gymnastics team; as a graduate student, he was an assistant coach for the squad. After earning his first degree, Yeager worked at the YMCA in Allentown, Pa. He then returned to Springfield as a teaching fellow on the physical education faculty. After receiving his master's degree, he remained at Springfield as the assistant director of athletics for the 1975-76 school year.



5 NATIONAL CHAMPIONS

9 NATIONAL CHAMPIONSHIP GAME APPEARANCES

18 NATIONAL SEMIFINALISTS

18 NATIONAL AWARD WINNERS

CAA Football Officials Bureau



**CAA FOOTBALL
COORDINATOR OF OFFICIALS
JIM MACONAGHY
11 YEARS (2001-11)**

Jim Maconaghy begins his 11th year serving the conference as its Coordinator of Officials. The Plymouth Hill, Pa., native has been involved in officiating at the Football Championship Subdivision level since 1986 when he was part of the officials bureau for the Ivy and Patriot League as well as the Yankee Conference.

Maconaghy became a full-time official for the Atlantic 10 and Big East Conference in 1996, before coming off the field to serve as the Atlantic 10 Conference's Coordinator of Officials in 2001. He later took over coordinating duties for the both the Ivy League and Patriot League, and moves into the upcoming 2011 season with all three leagues.

Maconaghy, inducted into the Pennsylvania Sports Hall of Fame in 2000, was selected as the National Football Foundation's "Collegiate Official of the Year" in 1996. He has worked countless rivalry games during the regular season and been part of Championship game officiating crews including Division I-AA (1989, 1992, 1995) and Division III (1985-86).

During his career, Maconaghy has also had the privilege of officiating the Army vs. Navy game in 1997, the 1999 Eddie Robinson Football Classic (Kansas at Notre Dame) and the 1999 Independence Bowl (Mississippi vs. Oklahoma).



CAA Football Officials Roster

Mark Achorn
Rusty Acree, LLC
Jeffrey Akers
Gregory Allen
Matthew Aloisio
Mark Andrew
Ronald Annand
Tom Augustin
Jim Barbieri
William Barrar, Jr.
William Barrar, Sr.
George Bartels
Michael Bartolome
Elton Battle
Dennis Beck
Hugh Bentley
Peter Beratta
Damien Bilotto
Mark Bitar II
Robert Bittner
Vincent J. Boccanfuso
Rick Bogert
Joseph Bollus
Jeff Bond
George Botsch Jr.
William Boyd
John Bradbury
Rich Brenia
James Brennan
Greg Brenner
Milton Britton, Jr.
Bill Broadhurst
Terrance Brown
Wesley Brown
Kyle Brownell
Mark Brunkel
Brian Buchalski
Bob Budnicki
Duane Burrell
Dan Bush
Ken Bushey
Hilbert Byers
James Byrd
Mike Byrne
Steve Cadorette
John Calabria
Michael Caldarella
Charles Cambria
Bruce Campbell
Hugh Campbell
Darrel Caneiro
Bob Cannon
Bradley Capon

Daniel M. Carr
David Cascio
Jim Casey
Ron Castrovinci
Dan Cavanaugh
Anthony Ciccaglione
Mike Civitello
Kevin Coday
Michael Coffey
N.J. Cogliati
John Colella
Dave Collari
Daniel Collins
Brian Colvin
Matthew Conrad
Joseph Cook
Jeffrey Cooney
Joseph B Cosenza Jr
David Coughlin
Thomas Cuba
Sam Curry Jr
James Czajkowski
Frank D'Angelo
Michael Davis
Michael DeBerdine
James T. DeCarlo
James DeFelice
Michael Delaney
Allen DelVento
Karlton Derrick
Joe DeSain
John Despines
John DiPasquale
Stephen DiSangro
Steven Dobis
Michael DoCouto
Daniel Donermeyer
Doug Donnelly
Dennis Donovan
Marvin Doughty
Dave Douglas
James E. Downey
Robert Doyle
Michael Drouin
Chuck Drury
Brian Dumais
Joe Dunlavey
Wilson Durisko
Eryc Dykes
Jim Eckl
Mark Elie
Bob Estermyer
Lorenzo Evans

Jerry Evans, Jr.
Howard Fahnestock, III
Joe Falcone
Jack Farley, Jr.
Bradford Farrington
Jerry Faust
Richard Feeney, III
Bryant Ferguson
Richard J. Ferraro
Jeffrey Fink
Dirk Finley
Dan Finucane
Alex Fisher
Matthew Fitzgerald, Jr.
Brian Fleming
Jeffery Fleming
Ryan Flynn
Colin Formulak
Gary Foti
Dan Foutz
Barry Fowler
Robert Frazier
Dave Frick
Michael Fritz
Mark Furtado
George Gaiser
Rich Gaitane
Tim Gallagher
Tim J. Gallagher
Anthony Ganzak
Jose E. Garcia
Rick Garger
Chris Garth
Patrick Garvey
Joe Gebhart
Robert Geiss
Alan Gens
Jeffrey Gensiejewski
Kevin Gentz
Sean Geraghty
John Gerbino
Michael Giagios
Ryan Glass
James Gleason
Mark Glynn
Rusty Gordon
William Gosselin
Steve Gozur
Richard Graham, Jr.
Frank Graney
Jack Gray
Jeff Gray
Bill Greider

Michael Grelli
Kevin Griffin
Bryan Gross
Jeff Guadagno
Todd Gundlach
Dave Gustafson
Michael Guthrie
Milton Hagans
Jon Hall
Edward Hamerski
Michael Hamilton
Dan Harrington
Kenneth Harris
Vance Harris
Larry Hayes
John Hayward
Robert Hefferon
Jeff Heidman
Dennis Hennigan
William Henry
Bob Hertigan
Gene Higgins
Mike Hill
Brett Hoffman
Patrick Holt
Brandon Hoover
Joshua Huber
Kelvin Hudson
Gerard Hughes
Thomas Ignaffo
Christopher Iles
Rollins Janetos
Gary Janis
Will Jeffries
Anthony Jesi
Francso Johnson Jr.
Brendon Johnston
Chris Junjulas
Jim Kauffman
James Kearney
Christian Keel
Andrew Keenan
Joe Kehnost
Tim Kehoe
Ed Keiffer
Michael Kerwin
Don King
Robert Kinter
Stephen Kirck
Tom Kish
Mark Kluczynski
Paul Knapp
Justin Kozlowski

Ronald Kumiega
Jeff Kyles
Charles Lamertina
Corey Landry
Jeffrey Lane
Todd LaPenta
Kevin Lasko
Joseph Lattarulo
Eric Lewis
Russell Lickfield
Lester Link
Robert Lockhart
Jeremy Lomax
Alfred Lucia, Jr.
Richard Lutz
Tracy Lynch
Ryan McDonald
Scott MacDonald
Tony Marcella
George Margetich
Jim Martek
Alan Marzullo
Richard Matarante
Joseph Mate
Kevin Maxwell
Mark McCarter
Michael McCarthy
Gary S. McCarthy, Jr.
Michael McCawley
Craig McDonnell
Jerry McGinn
Andrew McGrath
Brian McGrath
Brian McIntyre
Dan McKeever
Dexter McKenzie
Ted McKinney
Jay Meehan
Tommy Meehan
Sean J. Meigs
Edmond Melillo
Mark Mesnick
Dan Messina
Dwayne Mihalow
John Miley
Dave Milvae
Frank Miranda
Ed Mockus
Terry Moore
William Moran
Robert Morris
Gerry Morrissey
James Moscarello

Stuart Mullins
Butch Munce
Matthew Murphy
John Natale
William Neaton
Todd Newport
Richard Newman
Theodore Nivison
Mike Nolan
John O'Brien
William O'Brien
George O'Brien, Jr.
Jack O'Keefe
Thomas O'Mara
Jeffrey Osborne
Robert Palombo
Joseph Papisidero
Darin Patrick
Ron Patry
Mike Peel
Kevin Peloquin
Joe Pennucci
Eric Perrelli
Steven Piccirillo
Melchizedek Plummer, Jr.
Robert Pompliano
Gary Powers
Steve Prigionieri
James Puderbach
Craig Puente
Rohit Punj
Michael Quinn
Stephen Ratliff
Tod Reese
James Reif
Douglas Reistrom
Ray Renart
Daniel Richard
Melvin Riddick
Benny Rivera
Ronald B. Roberts, Jr.
Michael Roche
Paul Rosetti
Randy Ross
Jim Rossi
Joseph Rotondi
Alan Russell
John Russell
Larry Rydbom
Steve Sadowski
James Salamone
David Sauro
Derek Scacchi

John Scherban
John Schmid
William Schoen
Timothy Schryver
Dave Scott
Michael Sechrist
Luis Segovia
Mike Serach
Peter Shafer
Edwin Shanahan
David Sharp
Mike Sharp
Jamal Shears
Lyndell Shelton
Martin Shields
John Shigo
Robert T. Shober
Dorsey Skinner
Raymond Skold
Mike Peel
Kevin Peel
Kevin Peloquin
Joe Pennucci
Eric Perrelli
Steven Piccirillo
Melchizedek Plummer, Jr.
Robert Pompliano
Gary Powers
Steve Prigionieri
James Puderbach
Craig Puente
Rohit Punj
Michael Quinn
Stephen Ratliff
Tod Reese
James Reif
Douglas Reistrom
Ray Renart
Daniel Richard
Melvin Riddick
Benny Rivera
Ronald B. Roberts, Jr.
Michael Roche
Paul Rosetti
Randy Ross
Jim Rossi
Joseph Rotondi
Alan Russell
John Russell
Larry Rydbom
Steve Sadowski
James Salamone
David Sauro
Derek Scacchi

George Trout
David Truffa
Carl Vaccaro
Mark Valentino
James Vance Jr.
Paul Vargo
Ben Vasconcells
Keith Vaverchak
Ed Venturini
Eugene Vickers, Sr.
Rohann Vidal
Thomas Viola, III
Mark Ukulick
Jerry Walter
Carroll Ward
Scott Weidner
Lou Wein
Stephen Westrick
Gregory Westwater-Mota
Paul White
Wil White
Bruce Williams
Jeff Williams
Matt Williams
Corey M. Williams, Sr.
Glen Wilson
John Wilson
Marvin (Mark) Wilson
Henry Wimberg
Jack Winter
Jim Winterberg
Charles Winterberger
Brian Wisniewski
Hans Wittelsberger
Scott Wolpert
Steve Wood
Christopher Wulff
Russell Wyatt
Fred Yawger
Joseph Yochim
Pat Yohe
Thomas Zaylor
Guy Zubonack
Paul Zick
Mike Zyglic
















18 NATIONAL AWARD WINNERS

18 NATIONAL SEMIFINALISTS

18 NATIONAL CHAMPIONSHIP GAME APPEARANCES

5 NATIONAL CHAMPIONS

2011 Preseason All-CAA Football

	ROANE BABINGTON James Madison Offensive Line - Senior - 6-2/275
	KENDALL GASKINS Richmond Fullback - Junior - 6-1/228
	GINO GRADKOWSKI Delaware Offensive Line - Senior - 6-4/294
	TRE GRAY Richmond Wide Receiver - Senior - 5-10/175
	JONATHAN GRIMES Preseason Offensive Player of the Year William and Mary Running Back - Senior - 5-10/201
	ALEX GOTTLIEB William and Mary Tight End - Senior - 6-4/255
	TRAVIS HURD Rhode Island Return Spec. - Sophomore - 5-8/180
	WIL KAMIN Richmond Placekicker - Junior - 5-9/175
	ROB MCDOWELL Delaware Offensive Line - Senior - 6-3/276
	JAMES PAGLIARO William and Mary Offensive Line - Senior - 6-3/284
	ANDREW PIERCE Preseason Offensive Player of the Year Delaware Running Back - Sophomore - 5-11/200
	STEVE PROBST Rhode Island Quarterback - Senior - 6-4/227
	DAN SHIREY Villanova Offensive Line - Junior - 6-2/290
	JULIAN TALLEY Massachusetts Wide Receiver - Senior - 6-1/185
	NORMAN WHITE Villanova Wide Receiver - Senior - 6-3/215

Offensive Players of the Year

Pos.	Name	Cl.	Ht./Wt.	School
RB	Jonathan Grimes	Sr.	5-10/201	William and Mary
RB	Andrew Pierce	Soph.	5-11/200	Delaware

Offense

Pos.	Name	Cl.	Ht./Wt.	School
QB	Steve Probst	Sr.	6-4/227	Rhode Island
RB	Jonathan Grimes	Sr.	5-10/201	William and Mary
RB	Andrew Pierce	Soph.	5-11/200	Delaware
FB	Kendall Gaskins	Jr.	6-1/228	Richmond
WR	Tre Gray	Sr.	5-10/175	Richmond
WR	Julian Talley	Sr.	6-1/185	Massachusetts
WR	Norman White	Sr.	6-3/215	Villanova
TE	Alex Gottlieb	Sr.	6-4/255	William and Mary
OL	Roane Babington	Sr.	6-2/275	James Madison
OL	Gino Gradkowski	Sr.	6-4/294	Delaware
OL	Rob McDowell	Sr.	6-3/276	Delaware
OL	James Pagliaro	Sr.	6-3/284	William and Mary
OL	Dan Shirey	Jr.	6-2/290	Villanova

Offensive Special Teams

Pos.	Name	Cl.	Ht./Wt.	School
RET	Travis Hurd	Soph.	5-8/180	Rhode Island
PK	Wil Kamin	Jr.	5-9/175	Richmond

Defensive Player of the Year








Pos.	Name	Cl.	Ht./Wt.	School
LB	Tyler Holmes	Sr.	6-0/220	Massachusetts

Defense

Pos.	Name	Cl.	Ht./Wt.	School
DL	Michael Atunrase	Sr.	6-2/261	Delaware
DL	Frank Beltre	Jr.	6-2/225	Towson
DL	Marcus Hyde	Sr.	6-3/242	William and Mary
DL	Antoine Lewis	Soph.	6-3/270	Villanova
DL	Brian McNally	Sr.	6-3/266	New Hampshire
LB	Dante Cook	Jr.	5-11/213	William and Mary
LB	Matt Evans	Jr.	6-0/233	New Hampshire
LB	Tyler Holmes	Sr.	6-0/220	Massachusetts
LB	Stephon Robertson	Soph.	5-11/210	James Madison
LB	Paul WorriLOW	Jr.	6-0/230	Delaware
S	Jerron McMillian	Sr.	5-11/215	Maine
S	Vidal Nelson	Sr.	5-11/205	James Madison
CB	James Pitts	Sr.	6-0/185	Villanova
CB	B.W. Webb	Jr.	5-11/175	William and Mary

Defensive Special Teams

Pos.	Name	Cl.	Ht./Wt.	School
P	David Skahn	Jr.	6-2/175	James Madison

	MICHAEL ANTUNRASE Delaware Defensive Line - Senior - 6-2/261
	FRANK BELTRE Towson Defensive Line - Junior - 6-2/225
	DANTE COOK William and Mary Linebacker - Junior - 5-11/213
	MATT EVANS New Hampshire Linebacker - Junior - 6-0/233
	TYLER HOLMES Preseason Defensive Player of the Year Massachusetts Linebacker - Senior - 6-0/220
	MARCUS HYDE William and Mary Defensive Line - Senior - 6-3/242
	ANTOINE LEWIS Villanova Defensive Line - Sophomore - 6-3/270
	JERRON MCMILLIAN Maine Safety - Senior - 5-11/215
	BRIAN MCNALLY New Hampshire Defensive Line - Senior - 6-3/266
	VIDAL NELSON James Madison Safety - Senior - 5-11/205
	JAMES PITTS Villanova Cornerback - Senior - 6-0/185
	STEPHON ROBERTSON James Madison Linebacker - Sophomore - 5-11/210
	DAVID SKAHN James Madison Punter - Junior - 6-2/175
	B.W. WEBB William and Mary Cornerback - Junior - 5-11/175
	PAUL WORRILOW Delaware Linebacker - Junior - 6-0/230

5 NATIONAL CHAMPIONS
9 NATIONAL CHAMPIONSHIP GAME APPEARANCES
18 NATIONAL SEMIFINALISTS
18 NATIONAL AWARD WINNERS

2011 Non-Conference Opponents

18 NATIONAL AWARD WINNERS

18 NATIONAL SEMIFINALISTS

18 NATIONAL CHAMPIONSHIP GAME APPEARANCES

9 NATIONAL CHAMPIONS



at Navy


Navy Midshipmen
 Game DateSept. 3 at Annapolis
 SeriesNavy leads 7-8
 Last MeetingNov. 14, 2009 - L, 18-35
Communications Information
 Contact..... Scott Strasemeier
 Email..... sstrasem@usna.edu
 Phone 410-293-8775
 Web navysports.com

West Chester

West Chester Golden Rams
 Game Date Sept. 10 at Newark
 Series Delaware leads 45-6-1
 Last Meeting Sept. 2, 2010 - W, 31-0
Communications Information
 Contact..... James Zuhlke
 Email..... jzuhlke@wcupa.edu
 Phone 610-436-3316
 Web wcupagoldenrams.com

Delaware State

Delaware State Hornets
 Game Date Sept. 17 at Newark
 Series Delaware leads 2-0
 Last Meeting Sept. 19, 2009 - W, 27-17
Communications Information
 Contact..... Dennis Jones
 Email..... djones@desu.edu
 Phone 302-857-6068
 Web dsuhornets.com



at North Carolina

North Carolina Tar Heels
 Game Date Sept. 3 at Chapel Hill
 Series North Carolina leads 1-0
 Last Meeting Sept. 1, 2007 - L, 14-37
Communications Information
 Contact..... Kevin Best
 Email..... kbest@unca.unc.edu
 Phone 919-962-8916
 Web tarheelblue.com

Central Connecticut State

Central Connecticut State Blue Devils
 Game DateSept. 10 at Harrisonburg
 Series First Meeting
 Last Meeting First Meeting
Communications Information
 Contact..... Thomas Pincince
 Email..... pincincet@ccsu.edu
 Phone 860-832-3089
 Web ccsubluedevils.com

at Liberty

Liberty Flames
 Game DateSept. 17 at Lynchburg
 SeriesJames Madison leads 11-5
 Last Meeting Sept. 25, 2010 - W, 10-3
Communications Information
 Contact..... Todd Wetmore
 Email..... twetmore@liberty.edu
 Phone 434-582-2292
 Web libertyflames.com



Bryant

Bryant Bulldogs
 Game DateSept. 3 at Orono
 Series First Meeting
 Last Meeting First Meeting
Communications Information
 Contact..... Jason Sullivan
 Email..... jsulliva@bryant.edu
 Phone 401-232-6072
 Web bryantbulldogs.com

at Pittsburgh

Pittsburgh Panthers
 Game DateSept. 10 at Pittsburgh
 Series First Meeting
 Last Meeting First Meeting
Communications Information
 Contact..... E.J. Borghetti
 Email..... eborghetti@athletics.pitt.edu
 Phone 412-648-8240
 Web pittsburghpanthers.com

at Albany

Albany Great Danes
 Game Date Sept. 17 at Albany
 SeriesAlbany leads 3-1
 Last Meeting Sept. 2, 2010 - L, 0-3
Communications Information
 Contact..... Brian DePasquale
 Email..... bdepasquale@uamail.albany.edu
 Phone 518-442-3072
 Web ualbansports.com



at Holy Cross

Holy Cross Crusaders
 Game DateSept. 1 at Worcester
 Series Massachusetts leads 23-21-5
 Last Meeting Sept. 11, 2010 - W, 31-7
Communications Information
 Contact..... Charles Bare
 Email..... cbare@holycross.edu
 Phone 508-793-2583
 Web goholycross.com

at Boston College

Boston College Eagles
 Game Date Sept. 24 at Chestnut Hill
 Series Boston College leads 18-5
 Last Meeting Sept. 29, 2007 - L, 14-24
Communications Information
 Contact..... Chris Cameron
 Email..... cameroc@bc.edu
 Phone 617-552-3004
 Web bceagles.com

Central Connecticut State

Central Connecticut State Blue Devils
 Game DateOct. 8 at Amherst
 Series Massachusetts leads 2-0
 Last Meeting Sept. 6, 2003 - W, 51-7
Communications Information
 Contact..... Thomas Pincince
 Email..... pincincet@ccsu.edu
 Phone 860-832-3089
 Web ccsubluedevils.com



at Toledo


Toledo Rockets
 Game DateSept. 1 at Toledo
 Series Toledo leads 3-0
 Last Meeting Nov. 19, 1949 - L, 44-48
Communications Information
 Contact..... Paul Helgren
 Email..... paul.helgren@utoledo.edu
 Phone 419-530-4918
 Web utrockets.com

at Lehigh

Lehigh Mountain Hawks
 Game DateSept. 10 at Bethlehem
 SeriesNew Hampshire leads 10-2
 Last Meeting Sept. 25, 2010 - W, 31-10
Communications Information
 Contact..... Steve Lomangino
 Email..... sjl304@lehigh.edu
 Phone 610-758-3174
 Web lehighsports.com

Holy Cross

Holy Cross Crusaders
 Game Date Oct. 1 at Durham
 SeriesHoly Cross leads 6-5
 Last Meeting Nov. 18, 1984 - W, 14-13
Communications Information
 Contact..... Charles Bare
 Email..... cbare@holycross.edu
 Phone 508-793-2583
 Web goholycross.com



Campbell

Campbell Camels
 Game DateSept. 3 at Norfolk
 Series Old Dominion leads 2-0
 Last Meeting Sept. 11, 2010 - W, 44-13
Communications Information
 Contact..... Joe Prisco
 Email..... priscoj@campbell.edu
 Phone 910-893-1369
 Web gocamels.com






at Georgia State

Georgia State Panthers
 Game DateSept. 10 at Atlanta
 Series Old Dominion leads 1-0
 Last Meeting Oct. 23, 2010 - W, 34-20
Communications Information
 Contact..... Allison George
 Email..... ageorge@gsu.edu
 Phone 404-413-4032
 Web georgiastatesports.com

Hampton

Hampton Pirates
 Game DateSept. 17 at Norfolk
 Series Old Dominion leads 1-0
 Last Meeting Oct. 30, 2010 - W, 28-14
Communications Information
 Contact..... Maurice Williams
 Email..... maurice.williams@hamptonu.edu
 Phone 757-727-5757
 Web hamptonpirates.com

2011 Non-Conference Opponents

	<p>at Syracuse</p> <p>Syracuse Orange Game DateSept. 10 at Syracuse SeriesSyracuse leads 1-0 Last Meeting Sept. 14, 2002 - L, 17-63 Communications Information Contact Sue Edson Email sedson@syr.edu Phone 315-443-2608 Web suathletics.com</p>	<p>Fordham</p> <p>Fordham Rams Game Date Sept. 24 at Kingston SeriesFordham leads 6-4 Last Meeting Sept. 11, 2010 - L, 25-27 Communications Information Contact Joe DiBari Email dibari@fordham.edu Phone 718-817-4240 Web fordhamsports.com</p>	<p>at Brown</p> <p>Brown Bears Game DateOct. 1 at Providence SeriesBrown leads 67-26-2 Last MeetingOct. 2, 2010 - W, 27-24 (OT) Communications Information Contact Christopher Humm Email christopher_humm@brown.edu Phone 401-863-1095 Web brownbears.com</p>
	<p>at Duke</p> <p>Duke Blue Devils Game DateSept. 3 at Durham SeriesDuke leads 9-3 Last Meeting Sept. 5, 2009 - W, 24-16 Communications Information Contact Art Chase Email chasea@duaa.duke.edu Phone 919-684-2614 Web goduke.com</p>	<p>Wagner</p> <p>Wagner Seahawks Game Date Sept. 10 at Richmond Series First Meeting Last Meeting First Meeting Communications Information Contact John Beisser Email john.beisser@wagner.edu Phone 718-390-3227 Web wagnerathletics.com</p>	<p>VMI</p> <p>VMI Keydets Game Date Sept. 17 at Richmond Series Richmond leads 41-40-5 Last Meeting Sept. 26, 2009 - W, 38-28 Communications Information Contact Wade Branner Email brannerwh@vmi.edu Phone 540-464-7515 Web vmikeydets.com</p>
	<p>Morgan State</p> <p>Morgan State Bears Game DateSept. 3 at Towson SeriesTowson leads 16-6 Last Meeting Sept. 26, 2009 - L, 9-12 Communications Information Contact Leonard Haynes IV Email lhaynesiv@aol.com Phone 443-885-3831 Web morganstatebears.com</p>	<p>Colgate</p> <p>Colgate Raiders Game DateSept. 24 at Towson Series Colgate leads 9-0 Last Meeting Oct. 20, 2007 - L, 17-27 Communications Information Contact Jeremiah Hergott Email jhergott@colgate.edu Phone 315-228-7566 Web colgate.sidearmsports.com</p>	<p>at Maryland</p> <p>Maryland Terrapins Game DateOct. 1 at College Park Series First Meeting Last Meeting First Meeting Communications Information Contact Shawn Nestor Email snestor@umd.edu Phone 301-314-7065 Web umterps.com</p>
	<p>at Temple</p> <p>Temple Owls Game Date Sept. 1 at Philadelphia Series Villanova leads 15-13-2 Last Meeting Sept. 3, 2010 - L, 24-31 Communications Information Contact Cathy Bongiovi Email cathyb@temple.edu Phone 215-204-1608 Web owlsports.com</p>	<p>Monmouth</p> <p>Monmouth Hawks Game Date Sept. 17 at Villanova Series First Meeting Last Meeting First Meeting Communications Information Contact Greg Viscomi Email gviscomi@monmouth.edu Phone 732-571-4447 Web gomuhawks.com</p>	<p>at Penn</p> <p>Penn Quakers Game DateSept. 24 at Philadelphia Series Villanova leads 10-5 Last Meeting Sept. 25, 2010 - W, 22-10 Communications Information Contact Eric Dolan Email erdolan@upenn.edu Phone 215-898-6129 Web pennathletics.com</p>
	<p>at Virginia</p> <p>Virginia Cavaliers Game DateSept. 3 at Charlottesville Series Virginia leads 26-6-1 Last Meeting Sept. 5, 2009 - W, 26-14 Communications Information Contact Vincent Briedis Email briedis@virginia.edu Phone 434-982-5500 Web virginiasports.com</p>	<p>at VMI</p> <p>VMI Keydets Game DateSept. 10 at Lexington Series William and Mary leads 52-33-2 Last Meeting Sept. 11, 2010 - W, 45-0 Communications Information Contact Wade Branner Email brannerwh@vmi.edu Phone 540-464-7515 Web vmikeydets.com</p>	<p>New Haven</p> <p>New Haven Chargers Game Date Sept. 17 at Williamsburg Series First Meeting Last Meeting First Meeting Communications Information Contact Andy Beardsley Email abeardsley@newhaven.edu Phone 203-932-7025 Web newhavenchargers.com</p>

5 NATIONAL CHAMPIONS

9 NATIONAL CHAMPIONSHIP GAME APPEARANCES

18 NATIONAL SEMIFINALISTS

18 NATIONAL AWARD WINNERS

Delaware Blue Hens

Quick Facts

Location Newark, Del.
 Enrollment 16,000
 Nickname Blue Hens
 Colors Royal Blue & Gold
 Website www.bluehens.com
 Stadium Tubby Raymond Field at Delaware Stadium
 Stadium Capacity 22,000
 Stadium Surface Artificial Grass
 President Dr. Patrick E. Harker
 Athletics Director Bernard Muir
 Head Coach K.C. Keeler
 Head Coach Alma Mater, Year Delaware, 1981
 Football Contact Scott Selheimer, Assistant Athletics Director/Sports Information
 Football Contact Office Phone 302-831-8007
 Offensive Starters Returning/Lost 7/4
 Defensive Starters Returning/Lost 3/8

2010 Results (12-3, 6-2 CAA)

Home Stadium: Delaware Stadium (22,000)

Home: 9-1 Away: 3-1 vs. Top 25 (TSN/F): 7-3 vs. Top 25 (Coach): 7-3
 Total Home Attendance: 177,526 Average Home Attendance: 17,753

Sept. 2	{16/19}	West Chester	W 31-0	19,421
Sept. 11	{16/17}	South Dakota State {9/9}	W 26-3	19,854
Sept. 18	{11/12}	Duquesne	W 30-2	18,922
Sept. 25	{7/6}	*at Richmond [TCN/CSN-NE] {5/5}	W 34-13	8,700
Oct. 2	{5/5}	*at James Madison [TCN/CSN-NE] {3/3}	W 13-10	16,205
Oct. 9	{2/2}	*Maine {rv/-}	W 26-7	19,523
Oct. 16	{2/2}	*Rhode Island	W 24-17	22,576
Oct. 23	{2/2}	*at William and Mary [TCN/CSN-NE/COX11] {4/5}	L 16-17	12,259
Nov. 6	{5/4}	*Towson	W 48-0	21,603
Nov. 13	{2/1}	*at Massachusetts {14/13}	W 45-27	10,057
Nov. 20	{1/1}	*Villanova [TCN] {15/15}	L 21-28 (10T)	22,891
Dec. 4	{5/5}	Lehigh [WFMZ69] {19/18}	W 42-20	13,649
Dec. 10	{5/5}	New Hampshire [ESPN2/ESPN2HD/ESPN3] {11/10}	W 16-3	8,770
Dec. 18	{5/5}	Georgia Southern [ESPNU/ESPN2HD/ESPN3] {20/22}	W 27-10	10,317
Jan. 7	{5/5}	vs Eastern Washington [ESPN2/ESPN2HD/ESPN3] {1/1}	L 19-20	13,027

CAA Team's Coaches & Sports Network Rankings listed prior to Opponent/Opponent's Coaches & Sports Network Rankings listed after Opponent at time game was played



BLUE HENS HEAD COACH
K.C. KEELER
9 SEASONS (2002-2010)



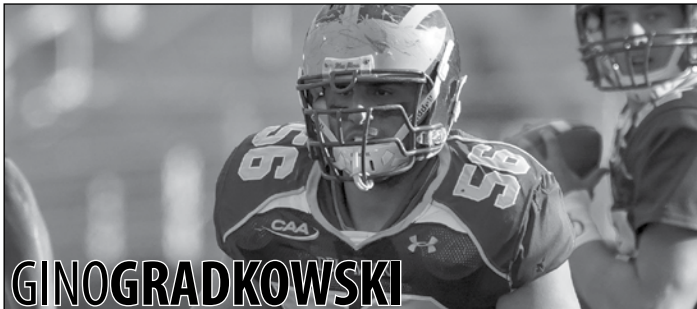
Collegiate Overall Record (Years) 162-63-2 (17 years)
 Record at CAA Football Schools (Years) 74-42 (9 years)
 Record in CAA Football Games (Years) 42-32 (9 years)

Delaware Coaching Staff

Nick Rapone Defensive Coordinator/Safeties
 Jim Hofher Offensive Coordinator/Quarterbacks
 Damian Wroblewski Run Game Coordinator/Offensive Line
 Brian Ginn Pass Game Coordinator/Wide Receivers
 Gregg Perry Running Backs
 David Boler Tight Ends
 Phil Pettite Defensive Line
 Brad Sherrod Linebackers
 Frank Law Defensive Line Assistant
 Andy Marino, Brian Brown Graduate Assistants

2011 Schedule

Date	Opponent	Location	Series Record
Sept. 3	at Navy	Annapolis, Md.	7-8
Sept. 10	WEST CHESTER	Newark, Del.	45-6-1
Sept. 17	DELAWARE STATE	Newark, Del.	2-0
Sept. 24	*OLD DOMINION	Newark, Del.	First Meeting
Oct. 1	*at Maine	Orono, Maine	23-7
Oct. 8	*WILLIAM AND MARY	Newark, Del.	20-15
Oct. 15	*MASSACHUSETTS	Newark, Del.	25-6
Oct. 22	*at Rhode Island	Kingston, R.I.	19-7
Oct. 29	*at Towson	Towson, Md.	8-4
Nov. 5	OPEN		
Nov. 12	*RICHMOND	Newark, Del.	19-8
Nov. 19	*at Villanova	Villanova, Pa.	20-23-1



18 NATIONAL AWARD WINNERS

18 NATIONAL SEMIFINALISTS

9 NATIONAL CHAMPIONSHIP GAME APPEARANCES

5 NATIONAL CHAMPIONS

Delaware Blue Hens -- Top Returners



GINO GRADKOWSKI
PITTSBURGH, PA.
SETON-LASALLE HIGH SCHOOL

OL	6-4	294	SR
----	-----	-----	----

- Third-year starter at offensive guard in 2011
- Will anchor an offensive line unit that will rank among the nation's best with four starters and all the backups returning
- Ranked among the nation's Top 10 offensive lineman in The Sports Network pre-season rankings
- Earned 2nd team All-American honors by Phil Steele College Football publication in 2010
- Earned 1st team All-CAA Football and first team All-ECAC (All-East) honors in 2010
- Anchored an offense that ranked in the top three in the CAA in rushing offense, passing offense, total offense, and scoring offense
- Co-captain elect for 2011 season



ANDREW PIERCE
BRIDGETON, N.J.
CUMBERLAND REGIONAL HIGH SCHOOL

RB	5-11	200	SO
----	------	-----	----

YEAR	GP	No.	Yds	TD	Long	Avg/G	Avg/C
2010	15	329	1655	14	40	110.33	5.03
Career	15	329	1655	14	40	110.33	5.03

- Former walk-on who put together one of the finest seasons ever for a freshman in Delaware and CAA Football history
- Was named CAA Football Offensive Rookie of the Year and 1st team All-CAA Football. Earned Third Team recognition on The Sports Network All-American squad and one of only two freshmen to earn All-American honors. Was named ECAC Freshman of the Year
- Led all CAA Football rushers with 1,655 yards on 329 carries with 14 touchdowns and 5.0 yards per rush
- Ranked 15th nationally and No. 1 among freshmen in NCAA in rushing with 110.3 yards per game
- Rushed for over 100 yards seven times, including a 200-yard effort vs. Duquesne and back to back efforts of 186 yards and 142 yards vs. Eastern Washington in the NCAA semifinals and finals
- Set virtually every UD single game and season freshman rushing record



ANDREW HARRISON
RICHMOND, VA.
HIGHLAND SPRINGS HIGH SCHOOL

LB	6-1	220	SR
----	-----	-----	----

YEAR	GP	S-A-Tackles	SK/TFL	Int	PBU	FF/FR
2008	12	33-42-75	2.5/6.5	0	5	2/0
2009	11	28-28-56	0.5/6.5	0	1	0/0
2010	15	36-54-90	0.5/3.5	0	1	0/1
Career	38	97-124-221	3.5/16.5	0	7	2/1

- Co-captain elect for 2011
- Former walk-on who is a fourth-year starter at outside linebacker for Delaware
- Team's third-leading tackler in 2010 when he had 90 total stops (36 solo) and 3.5 tackles for loss for team that led the nation in scoring defense (12.1 ppg)
- Collected 11 tackles vs. William & Mary and 10 vs. Villanova in 2010
- Has appeared in 38 career games with 33 starts and recorded 236 tackles, 13.5 TFL, and 7 pass breakups
- Honor student as a civil engineering major



PAUL WORRIOW
WILMINGTON, DEL.
CONCORD HIGH SCHOOL

LB	6-0	230	JR
----	-----	-----	----

YEAR	GP	S-A-Tackles	SK/TFL	Int	PBU	FF/FR
2009	11	36-24-60	0.0/4.0	0	1	0/2
2010	15	45-68-113	2.0/10.0	0	3	2/2
Career	26	81-92-173	2.0/14.0	0	4	2/4

- Former walk-on and second-year starter at linebacker. Will move into spot at middle linebacker from outside spot in 2011 and will anchor a young defense that lost 8 starters
- As a sophomore in 2010, was considered by many as the team's top defensive player on a squad that featured eight seniors, seven All-CAA Football selections, three All-Americans, and led the nation in scoring defense at 12.1 points per game
- Earned third team All-CAA Football honors in 2010 after leading team with 113 tackles and contributing 9.5 TFL, two sacks, three pass breakups, two fumble recoveries, and two forced fumbles. Returned both fumbles for touchdowns
- Recorded 10 or more tackles five times in 2010 with season-high 12 in NCAA playoff wins over Lehigh and Georgia Southern
- Has started all 26 games of his career and contributed 173 tackles and 13.5 TFL
- Co-captain elect for 2011

5 NATIONAL CHAMPIONS
9 NATIONAL CHAMPIONSHIP GAME APPEARANCES
18 NATIONAL SEMIFINALISTS
18 NATIONAL AWARD WINNERS

Delaware Blue Hens -- Head Coach K.C. Keeler

Playing Career

1977-80 University of Delaware

Coaching Career

1981 Assistant Coach, Amherst College
 1986-87 Assistant Coach, Rowan University
 1988-92 Offensive Coordinator, Rowan University
 1993-01 Head Coach, Rowan University
 2002- Head Coach, University of Delaware

Personal

Birthdate

July 26, 1959

Hometown

Emmaus, Pa.

Alma Mater

Delaware '81

Wife

Janice

Children

Kate, Jackson



Keeler's Year-By-Year Record

Year	School	Record	Conf./Finish	Postseason
1993	Rowan	11-2		NCAA (Div. III) Finals
1994	Rowan	6-3		
1995	Rowan	10-3-1		NCAA (Div. III) Finals
1996	Rowan	10-3		NCAA (Div. III) Finals
1997	Rowan	11-1		NCAA (Div. III) Semis
1998	Rowan	10-3		NCAA (Div. III) Finals
1999	Rowan	12-2		NCAA (Div. III) Finals
2000	Rowan	7-2		
2001	Rowan	11-2		NCAA (Div. III) Semis

Rowan Totals 88-21-1 (.805)

2002	Delaware	6-6	4-5/T6th	
2003	Delaware	15-1	8-1/T1st	NCAA Champions
2004	Delaware	9-4	7-1/T1st (South)	NCAA Qtrs
2005	Delaware	6-5	3-5/T3rd (South)	
2006	Delaware	5-6	3-5/T4th (South)	
2007	Delaware	11-4	5-3/T3rd (South)	NCAA Finals
2008	Delaware	4-8	2-6/5th (South)	
2009	Delaware	6-5	4-4/T4th (South)	
2010	Delaware	12-3	6-2/T1st	NCAA Finals

Delaware Totals 74-42 (.638)

Career Record 162-63-1 (.719)

All-Time Delaware Coaching Records

Coach	Years	Record	Pct.	Conf.	Pct.
No Coach	1889-97	15-22-4	.415		
Herbert L. Rice	1898-01	14-15-2	.484		
C.A. Short	1902, 06	8-6-2	.563		
Nathan A. Mannakee	1903-05	8-13-2	.391		
E. Pratt King	1907	0-5-1	.083		
William J. McAvoy	1908-16, 22-24	42-43-13	.495		
Stan Baumgartner	1917	2-5	.286		
Lt. Milton Arronwitz	1918	2-5	.286		
H.B. Shipley	1919-20	5-10-2	.353		
Sylvester R. Derby	1921	5-4	.556		
R.M. Forstburg	1925-27	9-14-1	.396		
Joseph J. Rothrock	1928	2-6	.250		
A.B. Ziegler	1929-30	6-10-2	.389		
Charles Rogers	1931-33	12-9-4	.560		
J. Neil Stahley	1934	4-3-1	.563		
Lyal W. Clark	1935-37	5-18-1	.229		
Stephen J. Grenda	1938-39	4-12	.250		
William D. Murray	1940-42, 46-51	49-16-2	.746		
David M. Nelson	1952-65	84-42-2	.664		
Tubby Raymond	1966-01	300-119-3	.714	89-38	.701
K.C. Keeler	2002-	74-42	.638	42-32	.568

Delaware Blue Hens -- By The Numbers...

2011 Team Information

Total No. of Starters Returning: 11

Offense: 7

- OL - Shea Allard
- OL - Gino Gradkowski
- OL - Rob McDowell
- OL - Will Nagle
- TE - Colin Naugle
- RB - Andrew Pierce
- WR - Mark Schenauer

Defense: 3

- DL - Michael Atunrase
- LB - Andrew Harrison
- LB - Paul Worrirow

Special Teams: 1

- PK - Mike Perry

Total No. of Starters Lost: 13

Offense: 4

- QB - Pat Devlin
- WR - Mark Mackey
- WR - Phillip Thaxton
- OL - Kevin Uhl

Defense: 8

- DB - Anthony Bratton
- DB - Tyrone Grant
- DL - Siddiq Haynes
- DL - Justin Johnson
- DB - Daryl Jones
- LB - Matt Marcorelle
- DL - Chris Morales
- DB - Anthony Walters

Special Teams: 1

- P - Ed Wagner

NOTE: Special Teams include kickers and punters only.

2011 Newcomers

Name	Pos.	Ht./Wt.	Hometown/HS (Last School)
Derek Battle	LB	6-2/185	Charlotte, N.C./Providence HS
Nick Boyle	TE	6-4/235	Sussex, N.J./High Point Regional HS
Patrick Callaway	LB	5-10/205	Lithonia, Ga./Martin Luther King HS
Ben Curtis	OL	6-5/260	Columbia, Md./Calvert Hall HS
Eric Farkas	DB/P/K	6-0/185	Heathrow, Fla./Seminole HS
Steven Hughes	QB	6-2/195	Melbourne, Fla./Palm Bay HS
Jerel Harrison	WR	6-0/180	Richmond, Va./Varina HS
Laquan James	DB	5-11/182	Syracuse, N.Y./Cicero-North Syracuse HS (Nassau CC)
Michael Johnson	WR	6-2/205	Gainesville, Fla./Gainesville HS
Michael Kastel	DL	6-7/225	St. Charles, Ill./Phillips Exeter Academy, N.H.
Christian Marchena	OL	6-2/285	Hazlet, N.J./Raritan HS
Matt Rodriguez	TE	6-4/225	Lake Worth, Fla./Park Vista HS
Logan Shultz	DL	6-3/275	Ortanna, Pa./Gettysburg HS
David Tinsley	DL	6-0/252	Seffner, Fla./Armwood HS
Jeff Williams	LB	6-2/192	Freeport, N.Y./Freeport

Year-By-Year Results

Year	Overall	Conference	Coach	Year	Overall	Conference	Coach
1889	1-1-1		None	1955	8-1		David M. Nelson
1890	2-2		None	1956	5-3-1		David M. Nelson
1891	5-3-1		None	1957	4-3		David M. Nelson
1892	1-2-2		None	1958	5-3		David M. Nelson
1893	2-1		None	1959	8-1		David M. Nelson
1894	1-1		None	1960	2-6-1		David M. Nelson
1895	1-3		None	1961	4-4		David M. Nelson
1896	0-5		None	1962	7-2		David M. Nelson
1897	2-4		None	1963	8-0		David M. Nelson
1898	1-6-1		Herbert L. Rice	1964	4-5		David M. Nelson
1899	6-2		Herbert L. Rice	1965	5-4		David M. Nelson
1900	2-3-1		Herbert L. Rice	1966	6-3		Harold "Tubby" Raymond
1901	5-4		Herbert L. Rice	1967	2-7		Harold "Tubby" Raymond
1902	3-5-1		C.A. Short	1968	8-3		Harold "Tubby" Raymond
1903	4-4		Nathan A. Mannakee	1969	9-2		Harold "Tubby" Raymond
1904	1-5-1		Nathan A. Mannakee	1970	9-2		Harold "Tubby" Raymond
1905	3-4-1		Nathan A. Mannakee	1971	10-1		Harold "Tubby" Raymond
1906	5-1		C.A. Short	1972	10-0		Harold "Tubby" Raymond
1907	0-5-1		E. Pratt King	1973	8-4		Harold "Tubby" Raymond
1908	3-4-1		William J. McAvoy	1974	12-2		Harold "Tubby" Raymond
1909	1-6-1		William J. McAvoy	1975	8-3		Harold "Tubby" Raymond
1910	1-2-2		William J. McAvoy	1976	8-3-1		Harold "Tubby" Raymond
1911	2-5-2		William J. McAvoy	1977	6-3-1		Harold "Tubby" Raymond
1912	1-6-1		William J. McAvoy	1978	10-4		Harold "Tubby" Raymond
1913	2-4-2		William J. McAvoy	1979	13-1		Harold "Tubby" Raymond
1914	7-1-1		William J. McAvoy	1980	9-2		Harold "Tubby" Raymond
1915	6-3		William J. McAvoy	1981	9-3		Harold "Tubby" Raymond
1916	4-3-1		William J. McAvoy	1982	12-2		Harold "Tubby" Raymond
1917	2-5		Stan Baumgartner	1983	4-7		Harold "Tubby" Raymond
1918	1-2-2		Lt. Milton Arronwitz	1984	8-3		Harold "Tubby" Raymond
1919	2-5-1		H.B. Shipley	1985	7-4		Harold "Tubby" Raymond
1920	3-5-1		H.B. Shipley	1986	9-4	5-2	Harold "Tubby" Raymond
1921	5-4		Sylvester R. Derby	1987	5-6	2-5	Harold "Tubby" Raymond
1922	6-3		William J. McAvoy	1988	7-5	6-2	Harold "Tubby" Raymond
1923	5-3-1		William J. McAvoy	1989	7-4	5-3	Harold "Tubby" Raymond
1924	4-3-1		William J. McAvoy	1990	6-5	5-3	Harold "Tubby" Raymond
1925	4-4		R. M. Forstburg	1991	10-2	7-1	Harold "Tubby" Raymond
1926	3-5		R. M. Forstburg	1992	11-3	7-1	Harold "Tubby" Raymond
1927	2-5-1		R. M. Forstburg	1993	9-4	6-2	Harold "Tubby" Raymond
1928	2-6		Joseph J. Rothrock	1994	7-3-1	5-3	Harold "Tubby" Raymond
1929	0-7-1		A.B. Ziegler	1995	11-2	8-0	Harold "Tubby" Raymond
1930	6-3-1		A.B. Ziegler	1996	8-4	6-2	Harold "Tubby" Raymond
1931	5-1-2		Charles Rogers	1997	12-2	7-1	Harold "Tubby" Raymond
1932	5-4		Charles Rogers	1998	7-4	4-4	Harold "Tubby" Raymond
1933	2-4-2		Charles Rogers	1999	7-4	5-3	Harold "Tubby" Raymond
1934	4-3-1		J. Neil Stahley	2000	12-2	7-1	Harold "Tubby" Raymond
1935	2-5-1		Lyal W. Clark	2001	4-6	4-5	Harold "Tubby" Raymond
1936	2-6		Lyal W. Clark	2002	6-6	4-5	K.C. Keeler
1937	1-7		Lyal W. Clark	2003	15-1	8-1	K.C. Keeler
1938	3-5		Stephen J. Grenda	2004	9-4	7-1	K.C. Keeler
1939	1-7		Stephen J. Grenda	2005	6-5	3-5	K.C. Keeler
1940	5-3		William D. Murray	2006	5-6	3-5	K.C. Keeler
1941	7-0-1		William D. Murray	2007	11-4	5-3	K.C. Keeler
1942	8-0		William D. Murray	2008	4-8	2-6	K.C. Keeler
1943			No schedule due to World War II	2009	6-5	4-4	K.C. Keeler
1944			No schedule due to World War II	2010	12-3	6-2	K.C. Keeler
1945			No schedule due to World War II				
1946	10-0		William D. Murray				
1947	4-4		William D. Murray				
1948	5-3		William D. Murray				
1949	8-1		William D. Murray				
1950	2-5-1		William D. Murray				
1951	5-3		William D. Murray				
1952	4-4		David M. Nelson				
1953	7-1		David M. Nelson				
1954	8-2		David M. Nelson				

5 NATIONAL CHAMPIONS

9 NATIONAL CHAMPIONSHIP GAME APPEARANCES

18 NATIONAL SEMIFINALISTS

18 NATIONAL AWARD WINNERS

James Madison Dukes

Quick Facts

LocationHarrisonburg, Va.
 Enrollment18,500
 Nickname Dukes
 Colors Purple & Gold
 Website www.jmusports.com
 Stadium Bridgeforth Stadium/Zane Showker Field
 Stadium Capacity est. 25,000
 Stadium Surface Artificial Grass
 President Dr. Linwood H. Rose
 Athletics Director Jeff Bourne
 Head Coach Mickey Matthews
 Head Coach Alma Mater, Year West Texas State, 1976
 Football Contact John Martin, Assistant Athletics Director/Communications
 Football Contact Office Phone 540-568-6154
 Offensive Starters Returning/Lost 8/3
 Defensive Starters Returning/Lost 10/2

2010 Results (6-5, 3-5 CAA)

Home Stadium: Bridgeforth Stadium (15,694)

Home: 3-3 Away: 3-2 vs. Top 25 (TSN/F): 2-5 vs. Top 25 (Coach): 2-5
 Total Home Attendance: 99,584 Average Home Attendance: 16,597

Sept. 4	{15/15}	Morehead State	W 48-7	16,612
Sept. 11	{12/11}	at Virginia Tech [ESPN3]	W 21-16	66,233
Sept. 25	{3/3}	Liberty {22/21}	W 10-3	16,385
Oct. 2	{3/3}	*Delaware [TCN/CSN-NE] {5/5}	L 10-13	16,205
Oct. 9	{7/6}	*at Towson	W 17-13	9,049
Oct. 16	{7/6}	*New Hampshire [TCN/CSN-NE] {16/15}	L 14-28	16,985
Oct. 23	{11/11}	*at Villanova {6/6}	L 7-14	9,217
Oct. 30	{15/15}	*Massachusetts [CSN-MA/CSN-NE] {18/18}	L 14-21	16,664
Nov. 6	{22/23}	*at Richmond [CSN-MA/CSN-P] {20/22}	L 10-13 (10T)	8,700
Nov. 13	{rv/rv}	*William and Mary {1/2}	W 30-24	16,733
Nov. 20	{rv/rv}	*at Maine	W 14-10	3,880

CAA Team's Coaches & Sports Network Rankings listed prior to Opponent/Opponent's Coaches & Sports Network Rankings listed after Opponent at time game was played



DUKES HEAD COACH
MICKEY MATTHEWS
12 SEASONS (1999-2010)

Collegiate Overall Record (Years) 88-56 (12 years)
 Record at CAA Football Schools (Years) 88-56 (12 years)
 Record in CAA Football Games (Years) 58-41 (12 years)

James Madison Coaching Staff

Jeff Durden Assistant Head Coach/Offensive Coordinator/Tight Ends
 Kyle Gillenwater Defensive Coordinator/Linebackers
 Isai Bradshaw Defensive Line Assistant
 Ulrick Edmonds Running Backs/Recruiting Coordinator
 Mark Hendricks Cornerbacks
 Maurice Linguist Safeties
 Chris Malone Offensive Line
 Clayton Matthews Wide Receivers/Kickers
 J.C. Price Defensive Run Game Coordinator/Defensive Line

2011 Schedule

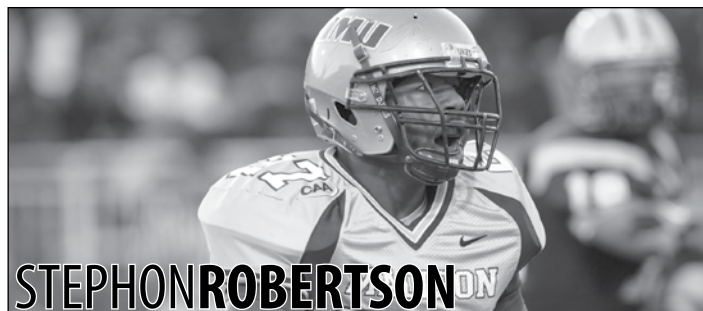
Date	Opponent	Location	Series Record
Sept. 3	at North Carolina	Chapel Hill, N.C.	0-1
Sept. 10	CENTRAL CONN. STATE	Harrisonburg, Va.	First Meeting
Sept. 17	at Liberty	Lynchburg, Va.	11-5
Sept. 24	*at William and Mary	Williamsburg, Va.	18-15
Oct. 1	*RICHMOND	Harrisonburg, Va.	12-16
Oct. 8	*MAINE	Harrisonburg, Va.	10-4
Oct. 15	*VILLANOVA	Harrisonburg, Va.	10-9
Oct. 22	OPEN		
Oct. 29	*at Old Dominion	Norfolk, Va.	First Meeting
Nov. 5	*at New Hampshire	Durham, N.H.	7-6
Nov. 12	*RHODE ISLAND	Harrisonburg, Va.	6-3
Nov. 19	*at Massachusetts	Amherst, Mass.	6-8-1



VIDAL NELSON



DAE'QUANSCOTT



STEPHON ROBERTSON



PAT WILLIAMS


18 NATIONAL AWARD WINNERS

18 NATIONAL SEMIFINALISTS

9 NATIONAL CHAMPIONSHIP GAME APPEARANCES

5 NATIONAL CHAMPIONS

James Madison Dukes -- Top Returners




VIDAL NELSON
VIRGINIA BEACH, VA.
KELLAM HIGH SCHOOL

DB	5-11	205	SR
----	------	-----	----

YEAR	GP	S-A-Tackles	SK/TFL	Int	PBU	FF/FR
2008	13	18-40-58	0.5/3.0	0	1	0/0
2009	11	27-30-57	0.0/3.0	1	1	2/0
2010	11	36-34-70	1.0/6.5	0	5	2/0
Career	35	81-104-185	1.5/12.5	1	7	4/0

- Started all 11 games for JMU at strong safety as the team's only defensive captain
- Finished the season with 70 total tackles, the third-highest total on the team
- Was named First-Team All-Virginia by the state's Sports Information Directors
- Recorded ten total tackles, including a season-high six solo stops, in the Dukes' win over Liberty
- Had 2.5 tackles for loss to go with seven total tackles against Delaware
- Forced a fumble and recorded four solo tackles in versus New Hampshire
- Accumulated a season-high 13 total tackles, as well as a sack and a forced fumble at Richmond
- Broke up five passes on the season, good for third-most on the team




DAE'QUAN SCOTT
STAUNTON, VA.
ROBERT E. LEE HIGH SCHOOL

WR	5-9	190	SO
----	-----	-----	----

YEAR	GP	No.	Yds	TD	Long	Avg/G	Avg/C
2010	11	16	206	1	44	18.73	12.88
Career	11	16	206	1	44	18.73	12.88

- Named All-CAA Third Team as a punt returner
- Has six returns for 79 yards on the year, averaging 13.2 yards per return, which was third best in the conference among all returners.
- Had a team season-long 53-yard return against New Hampshire, setting up a second-quarter touchdown.
- Finished the year with 48 carries for 207 yards and four touchdowns, including two game-winners, while adding 16 receptions for 206 yards and one touchdown.
- Came in as a quarterback in the last two games, leading the Dukes to a pair of victories
- Earned CAA Freshman of the Week honors after rushing for a game-high 125 yards and three touchdowns to lead the Dukes to the win over then-No. 1 William & Mary.




STEPHON ROBERTSON
ALEXANDRIA, VA.
EDISON HIGH SCHOOL

LB	5-11	210	SO
----	------	-----	----

YEAR	GP	S-A-Tackles	SK/TFL	Int	PBU	FF/FR
2010	10	35-55-90	1.0/9.5	0	3	3/0
Career	10	35-55-90	1.0/9.5	0	3	3/0

- Was selected to the All-CAA Football Third Team and was named CAA Defensive Rookie of the Year
- Started all ten games he played at linebacker for the Dukes
- Finished the season with 90 total tackles, second-highest total on the team, as well as 9.5 tackles for loss, a sack, three pass break-ups and a team-high three forced fumbles
- Made 13 tackles and forced a key fumble in the win over FBS then-No. 13 Virginia Tech
- Recorded 13 tackles again in both a win over Liberty the following week and a later victory at Towson
- Had 11 total tackles, including 10 solo stops and 1.5 tackles for loss, and a pass break-up in a loss at Villanova
- Was named Second-Team All-Virginia by the state's Sports Information Directors



PAT WILLIAMS
VIRGINIA BEACH, VA.
FIRST COLONIAL HIGH SCHOOL

LB	6-0	220	SR
----	-----	-----	----

YEAR	GP	S-A-Tackles	SK/TFL	Int	PBU	FF/FR
2008	14	24-41-65	0.5/3.5	0	1	0/3
2009	11	34-53-87	1.0/8.0	0	2	0/1
2010	11	36-65-101	1.0/11.0	0	1	0/0
Career	36	94-159-253	2.5/22.5	0	4	0/4

- Played in all 11 games for the Dukes and started nine at linebacker
- Finished the season with 101 total tackles and 11 tackles for loss, both team-highs
- Had a team-high 13 tackles, including two tackles for loss, against Delaware
- Led the team again the next week with 14 tackles in a win at Towson
- Made 11 tackles and 3.5 tackles for loss in last-minute win at Maine to end the season
- Had double-digit tackles in six of the last eight games of the year

5 NATIONAL CHAMPIONS

9 NATIONAL CHAMPIONSHIP GAME APPEARANCES

18 NATIONAL SEMIFINALISTS

18 NATIONAL AWARD WINNERS

James Madison Dukes -- Head Coach Mickey Matthews

Playing Career

1972-75 West Texas State University

Coaching Career

1976-77 Offensive Backfield, Lamar (TX) High School
 1978-79 Assistant Coach, Kansas State University
 1980-81 Secondary/Recruiting Coordinator, West Texas State University
 1982-85 Secondary, University of Texas-El Paso
 1986 Outside Linebackers/Special Teams, University of Houston
 1987 Secondary, Texas Christian University
 1988-89 Defensive Coordinator/Assistant Head Coach, Southwest Texas State University
 1990-95 Defensive Coordinator/Assistant Head Coach, Marshall University
 1996-98 Linebackers/Secondary, University of Georgia
 1999 Head Coach, James Madison University

Personal

Birthdate

November 8, 1953

Hometown

Andrews, Texas

Alma Mater

West Texas State '76

Wife

Kay

Children

Meredith Anne, Clayton



All-Time James Madison Coaching Records

Coach	Years	Record	Pct.	Conf.	Pct.
Challace McMillin	1972-84	67-56-1	.544		
Joe Purzycki	1985-90	34-30-2	.530		
Rip Scherer	1991-94	29-19	.604	10-6	.625
Alex Wood	1995-98	23-22	.511	16-16	.500
Mickey Matthews	1999-	88-56	.611	58-41	.586

Matthews' Year-By-Year Record

Year	School	Record	Conf./Finish	Postseason	
1999	James Madison	8-4	7-1/T1st	NCAA	
2000	James Madison	6-5	4-4/T4th		
2001	James Madison	2-9	0-9/11th		
2002	James Madison	5-7	3-6/9th		
2003	James Madison	6-6	4-5/7th		
2004	James Madison	13-2	7-1/T1st (South)	NCAA Champions	
2005	James Madison	7-4	5-3/2nd (South)		
2006	James Madison	9-3	7-1/1st (South)	NCAA	
2007	James Madison	8-4	6-2/2nd (South)	NCAA	
2008	James Madison	12-2	8-0/1st (South)	NCAA Semis	
2009	James Madison	6-5	4-4/T4th (South)		
2010	James Madison	6-5	3-5/T8th		
James Madison Totals		88-56 (.611)			
Career Record		88-56 (.611)			

18 NATIONAL AWARD WINNERS

18 NATIONAL SEMIFINALISTS

9 NATIONAL CHAMPIONSHIP GAME APPEARANCES

5 NATIONAL CHAMPIONS

James Madison Dukes -- By The Numbers...

2011 Team Information

Total No. of Starters Returning: 20

Offense: 8

.....OL - Roane Babington
.....TE - Brian Barlow
.....OL - Scott Jones
.....OL - Matt Krout
.....WR - Kerby Long
.....WR - Dae'Quan Scott
.....TE - Jonathan Sharp
.....OL - Earl Watford

Defense: 10

.....DB - Mike Allen
.....DL - D.J. Bryant
.....DB - Taveion Cuffee
.....DL - Aaron Harper
.....DB - Jakarie Jackson
.....DL - Lamar Middleton
.....DB - Vidal Nelson
.....LB - Stephon Robertson
.....DL - Tyler Snow
.....LB - Pat Williams

Special Teams: 2

.....PK/P - David Skahn
.....PK - Cameron Starke

Total No. of Starters Lost: 6

Offense: 3

.....QB - Drew Dudzik
.....OL - Theo Sherman
.....RB - Jamal Sullivan

Defense: 2

.....DL - Ronnell Brown
.....DB - Jon Williams

Special Teams: 1

.....PK - Ben Hopewell

NOTE: Special Teams include kickers and punters only.

2011 Newcomers

Name	Pos.	Ht./Wt.	Hometown/HS (Last School)
Andrew Baumgardner	OL	6-3/240	Longport, N.J./St. Augustine Prep
Deane Cheatham	RB	6-1/215	Mechanicsville, Va./Hanover
*Andre Coble (Fr.)	QB	5-10/175	Richmond, Va./Meadowbrook (Fork Union Military)
*Billy Cosh (R-Fr.)	QB	6-2/215	Arundel, Md./Arundel (Kansas State)
Wray Fucci	OL	6-6/260	Oyster Bay, N.Y./Holy Trinity Diocesan
Sage Harold	DE	6-4/205	Virginia Beach, Va./Ocean Lakes (Fork Union Military)
Derek Hart	WR	6-4/200	Manheim, Pa./Manheim Central
Ascene Jacques	LB	6-2/200	Springdale, Md./C.H. Flowers
*Casey Kroll (Fr.)	OL	6-5/265	Nokesville, Va./Kettle Run (Fork Union Military)
Claudy Mathieu	DE	6-6/220	Philadelphia, Pa./George Washington
Terrell Mickens	DB	5-9/170	Staunton, Va./Robert E. Lee
Alex Mosley	DL	6-3/265	Highland Springs, Va./Highland Springs
Dominick Richards	TE	6-6/225	Tamaqua, Pa./Marion Catholic
DeAndre Smith	DB	5-10/175	District Heights, Md./Dr. Henry A. Wise Jr.
Amir Waller	WR	6-1/185	Orange, Va./Orange County

* Transfer Student-Athlete enrolled at James Madison Spring 2011

Year-By-Year Results

Year	Overall	Conference	Coach
1972	0-4-1		Challace McMillin
1973	4-5		Challace McMillin
1974	6-4		Challace McMillin
1975	9-0-1		Challace McMillin
1976	7-4		Challace McMillin
1977	5-5		Challace McMillin
1978	8-2		Challace McMillin
1979	4-6		Challace McMillin
1980	4-6		Challace McMillin
1981	3-8		Challace McMillin
1982	8-3		Challace McMillin
1983	3-8		Challace McMillin
1984	6-5		Challace McMillin
1985	5-6		Joe Purzycki
1986	5-5-1		Joe Purzycki
1987	9-3		Joe Purzycki
1988	5-6		Joe Purzycki
1989	5-4-1		Joe Purzycki
1990	5-6		Joe Purzycki
1991	9-4		Rip Scherer
1992	4-7		Rip Scherer
1993	6-5	4-4	Rip Scherer
1994	10-3	6-2	Rip Scherer
1995	8-4	6-2	Alex Wood
1996	7-4	5-3	Alex Wood
1997	5-6	3-5	Alex Wood
1998	3-8	2-6	Alex Wood
1999	8-4	7-1	Mickey Matthews
2000	6-5	4-4	Mickey Matthews
2001	2-9	0-9	Mickey Matthews
2002	5-7	3-6	Mickey Matthews
2003	6-6	4-5	Mickey Matthews
2004	13-2	7-1	Mickey Matthews
2005	7-4	5-3	Mickey Matthews
2006	9-3	7-1	Mickey Matthews
2007	8-4	6-2	Mickey Matthews
2008	12-2	8-0	Mickey Matthews
2009	6-5	4-4	Mickey Matthews
2010	6-5	3-5	Mickey Matthews

5 NATIONAL CHAMPIONS

9 NATIONAL CHAMPIONSHIP GAME APPEARANCES

18 NATIONAL SEMIFINALISTS

18 NATIONAL AWARD WINNERS

18 NATIONAL AWARD WINNERS
18 NATIONAL SEMIFINALISTS
18 NATIONAL CHAMPIONSHIP GAME APPEARANCES
9 NATIONAL CHAMPIONS

Maine Black Bears

Quick Facts

Location	Orono, Maine
Enrollment	12,000
Nickname	Black Bears
Colors	Navy Blue, Sky Blue & White
Website	www.goblackbears.com
Stadium	Morse Field at Alfond Stadium
Stadium Capacity	10,000
Stadium Surface	Artificial Grass
President	Dr. Robert Kennedy
Athletics Director	Steve Abbott
Head Coach	Jack Cosgrove
Head Coach Alma Mater, Year	Maine, 1978
Football Contact	Andrew Mahoney, Assistant Manager/Media Relations
Football Contact Office Phone	201-581-4158
Offensive Starters Returning/Lost	9/3
Defensive Starters Returning/Lost	6/3

2010 Results (4-7, 3-5 CAA)

Home Stadium: Alfond Stadium (10,000)

Home: 1-4 Away: 3-3 vs. Top 25 (TSN/F): 1-4 vs. Top 25 (Coach): 1-4
Total Home Attendance: 29,901 Average Home Attendance: 5,980

Sept. 2	{rv/rv}	Albany {-/rv}	L 0-3	7,610
Sept. 11		at Monmouth {rv/-}	W 31-23	3,830
Sept. 18	{rv/-}	at Syracuse [TWCS/SNY]	L 14-38	37,758
Sept. 25		*William and Mary [WABI/CW] {8/8}	L 21-24	5,990
Oct. 2		*New Hampshire [WABI/CW] {14/15}	W 16-13 (10T)	6,531
Oct. 9	{rv/-}	*at Delaware {2/2}	L 7-26	19,523
Oct. 16	{rv/-}	*Villanova [CSN-NE/CSN-P] {6/7}	L 18-48	5,890
Oct. 23		*at Rhode Island	W 28-23	4,625
Nov. 6		*at Massachusetts [CSN-NE/CSN-MA+/CSN-P] {15/15}	L 24-39	12,121
Nov. 13		*at Towson	W 28-18	5,347
Nov. 20		*James Madison {rv/rv}	L 10-14	3,880

CAA Team's Coaches & Sports Network Rankings listed prior to Opponent/Opponent's Coaches & Sports Network Rankings listed after Opponent at time game was played

BLACK BEARS HEAD COACH JACK COSGROVE 18 SEASONS (1993-2010)



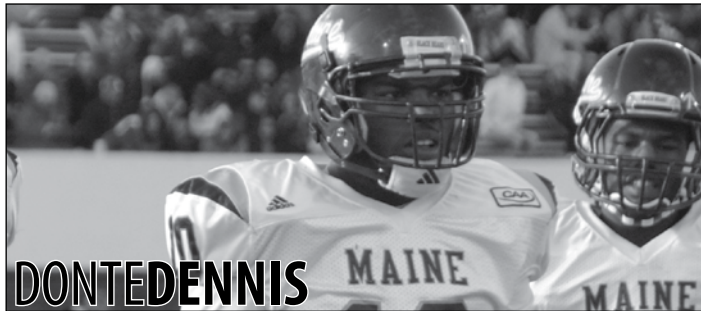
Collegiate Overall Record (Years)	97-108 (18 years)
Record at CAA Football Schools (Years)	97-108 (18 years)
Record in CAA Football Games (Years)	66-81 (18 years)

Maine Coaching Staff

Kevin Bourgoin	Offensive Coordinator/Quarterbacks
Joe Rossi	Defensive Coordinator
Frank Giufre	Run Game Coordinator/Offensive Line
Kevin Cahill	Special Teams Coordinator/Running Backs
Dennis Dottin-Carter	Defensive Line
Steve Boyle	Recruiting Coordinator/Running Backs
Steve Vashel	Defensive Backs
Jordan Stevens	Defensive Assistant/Defensive Line
Shawn Demaray	Offensive Assistant/Tight Ends
Joe Harasymiak	Defensive Assistant/Defensive Backs
Dan Nichol	Strength & Conditioning Coach

2011 Schedule

Date	Opponent	Location	Series Record
Sept. 3	BRYANT	Orono, Maine	First Meeting
Sept. 10	at Pittsburgh	Pittsburgh, Pa.	First Meeting
Sept. 17	at Albany	Albany, N.Y.	1-3
Sept. 24	OPEN		
Oct. 1	*DELAWARE	Orono, Maine	7-23
Oct. 8	*at James Madison	Harrisonburg, Va.	4-10
Oct. 15	*RHODE ISLAND	Orono, Maine	52-34-3
Oct. 22	*at Richmond	Richmond, Va.	10-12
Oct. 29	*at Villanova	Villanova, Pa.	7-7
Nov. 5	*TOWSON	Orono, Maine	6-3
Nov. 12	*MASSACHUSETTS	Orono, Maine	15-41-1
Nov. 19	*at New Hampshire	Durham, N.H.	43-47-8



Maine Black Bears -- Top Returners



DONTE DENNIS
 RAHWAY, N.J.
 RAHWAY HIGH SCHOOL

LB	6-0	220	SR
----	-----	-----	----

YEAR	GP	S-A-Tackles	SK/TFL	Int	PBU	FF/FR
2008	8	4-5-9	1.0/1.0	0	0	0/0
2009	11	51-55-106	1.0/9.0	4	3	0/2
2010	11	50-58-108	1.0/3.5	0	4	0/1
Career	30	105-118-223	3.0/13.5	4	7	0/3

- Named to the All-CAA Football Third Team for the second-consecutive season
- Led the team for the second-straight year and ranked eighth in the CAA with 108 tackles
- The 108 tackles put him tied for 34th in the country
- Had season-highs of 17 tackles at Delaware and at Massachusetts
- Named the team's 2010 Most Valuable Player



DEREK SESSION
 BALTIMORE, MD.
 PAUL DUNBAR HIGH SCHOOL

RB	6-1	225	SR
----	-----	-----	----

YEAR	GP	No.	Yds	TD	Long	Avg/G	Avg/C
2008	13	74	328	5	35	25.23	4.43
2009	11	119	479	3	39	43.55	4.03
2010	11	5	42	1	22	3.82	8.40
Career	36	198	849	9	39	23.58	4.29

- Named to the All-CAA Football Third Team
- Led the team and was fifth in the CAA with 50 receptions for 580 yards
- His 4.55 receptions per game put him tied for 67th in the country
- Made a season-high seven receptions at Syracuse and at Massachusetts
- Had a career-high 104 yards receiving against New Hampshire




VINSON GIVANS
 CAMBRIDGE, MASS.
 CAMBRIDGE, RINDGE & LATIN SCHOOL

LB	6-0	225	SR
----	-----	-----	----

YEAR	GP	S-A-Tackles	SK/TFL	Int	PBU	FF/FR
2008	8	3-5-8	0.0/1.0	0	0	0/0
2009	11	31-35-66	0.0/3.5	0	0	0/0
2010	11	34-53-87	0.5/6.0	2	4	0/0
Career	30	68-93-161	0.5/10.5	2	4	0/0

- Second on the team and tied for 20th in the CAA with 87 tackles
- Ranked 15th in tackles among linebackers in the CAA
- Tied for the team lead with 6.5 tackles-for-loss and two interceptions
- Had a season-high 2.0 tackles-for-loss and an interception against New Hampshire
- Notched eight tackles, 0.5 sacks and a season-high three pass break-ups at Monmouth



WARREN SMITH
 FORKED RIVER, N.J.
 IONA COLLEGE

QB	5-11	175	JR
----	------	-----	----

YEAR	GP	----- Passing -----				--- Rushing ---				
		Comp.	Att.	Int.	Yds.	TD	Lg.	Att.	Yds.	TD
2008 (Iona)	10	127	234	12	1347	9	74	63	164	2
2009	8	159	260	13	1695	12	62	74	205	2
2010	11	197	304	10	1857	9	50	65	141	3
Career	29	483	798	35	4899	30	74	202	510	7

- Started 10 out of the 11 games
- Led team with 1,861 yards passing and nine scores
- Ranked seventh in the CAA with 181.6 yards of total offense per game
- Threw for 261 yards and a score against William and Mary and a season-high 270 yards at Massachusetts
- Currently ranks sixth on the school's all-time passing yards list

5 NATIONAL CHAMPIONS
 9 NATIONAL CHAMPIONSHIP GAME APPEARANCES
 18 NATIONAL SEMIFINALISTS
 18 NATIONAL AWARD WINNERS

Maine Black Bears -- Head Coach Jack Cosgrove

Playing Career

1974-77 University of Maine

Coaching Career

1978-80 Graduate Assistant, University of Maine
 1981-84 Head Coach, Stoughton (Mass.) High School
 1985-86 Offensive Assistant, Boston College
 1987-88 Quarterbacks/Receivers, University of Maine
 1989-92 Offensive Coordinator, University of Maine
 1993- Head Coach, University of Maine

Personal

Birthdate

October 30, 1955

Hometown

Sharon, Mass.

Alma Mater


Maine '78

Wife

Marilyn

Children

Jeri, Matthew, Carly, Sydni



All-Time Maine Coaching Records

Coach	Years	Record	Pct.	Conf.	Pct.
Chesely Johnston	1892	0-2	.000		
Wildes Veazie	1893	0-5	.000		
No Coach	1894	0-1	.000		
P. Folsom	1895	1-4	.200		
Jack Abbott	1896	1-3-2	.333		
Harry Robinson	1897	1-2	.333		
James Coombs	1898	1-4	.200		
W.B. Hopkins	1899	2-3	.400		
Ernest Burton	1900	4-4	.500		
Wells Farley	1901, 03	12-4	.750		
Eddie N. Robinson	1902	6-2	.750		
A. King	1904	3-4	.429		
Frank McCoy	1905-08	11-15-4	.433		
George Schildmiller	1909	3-4-1	.438		
Edgar Wingard	1910-11	11-3-2	.750		
Thomas Reilly	1912-13	12-3-1	.781		
E.B. Cochems	1914	6-3	.667		
Thomas Hughlitt	1915-16	6-7-3	.469		
Thomas McCann	1917	1-3	.250		
Captain Aldworth	1918	3-1	.750		
James Baldwin	1919-20	9-4-3	.656		
Fred Brice	1921-40	79-58-9	.572		
George Allen	1941, 46-48	16-11-2	.569	3-3	.500
William Kenyon	1942, 44-45	4-11	.267		
Sam Sezak	1943	0-1	.000		
David M. Nelson	1949-50	7-5-2	.536	5-1-1	.833
Harold Westerman	1951-66	80-38-7	.669	41-26-5	.604
Walter Abbott	1967-75	27-53	.338	15-32	.319
Jack Bicknell	1976-80	18-35-1	.343	4-20-1	.180
Ronald Rogerson	1981-84	19-23-1	.454	6-14	.300
Buddy Teevens	1985-86	13-9	.591	5-7	.417
Tim Murphy	1987-88	15-8	.652	10-5	.667
Tom Lichtenberg	1989	9-3	.750	6-2	.750
Kirk Ferentz	1990-92	12-21	.363	8-16	.333
Jack Cosgrove	1993-	97-108	.473	66-81	.449

Cosgrove's Year-By-Year Record

Year	School	Record	Conf./Finish	Postseason
1993	Maine	0-11*	0-8*/6th (New England)	
1994	Maine	3-8	2-6/T5th (New England)	
1995	Maine	3-8	1-7/T5th (New England)	
1996	Maine	7-4	5-3/2nd (New England)	
1997	Maine	5-6	4-4/T2nd (New England)	
1998	Maine	6-5	3-5/T3rd (New England)	
1999	Maine	4-7	3-5/T6th	
2000	Maine	5-6	3-5/7th	
2001	Maine	9-3	7-2/T1st	NCAA Qtrs
2002	Maine	11-3	7-2/T1st	NCAA Qtrs
2003	Maine	7-5	5-4/T4th	
2004	Maine	5-6	3-5/T4th (North)	
2005	Maine	5-6	3-5/4th (North)	
2006	Maine	6-5	5-3/T2nd (North)	
2007	Maine	4-7	3-5/4th (North)	
2008	Maine	8-5	5-3/2nd (North)	NCAA
2009	Maine	5-6	4-4/2nd (North)	
2010	Maine	4-7	3-5/T8th	

Maine Totals 97-108 (.473)

Career Record 97-108 (.473)

*3 overall, 2 conference wins forfeited

18 NATIONAL AWARD WINNERS

18 NATIONAL SEMIFINALISTS

9 NATIONAL CHAMPIONSHIP GAME APPEARANCES

5 NATIONAL CHAMPIONS

Maine Black Bears -- By The Numbers...

2011 Team Information

Total No. of Starters Returning: 18

Offense: 8

.....	FB - Pushaun Brown
.....	TE - Derek Buttles
.....	OL - Joe Hook
.....	OL - Chris Howley
.....	RB - Derek Session
.....	QB - Warren Smith
.....	OL - Josh Spearin
.....	OL - Garret Williamson

Defense: 8

.....	DL - Doug Alston
.....	DL - Raibonne Charles
.....	DB - Trevor Coston
.....	LB - Donte Dennis
.....	DL - Kris Enslin
.....	LB - Vinson Givans
.....	DB - Jerron McMillian
.....	DL - Kevin Phanor

Special Teams: 1

.....	PK - Brian Harvey
.....	KO/P - Jordan Waxman

Total No. of Starters Lost: 7

Offense: 4

.....	WR - Tyrell Jones
.....	WR - Desmond Randall
.....	OL - Matt Spearin
.....	FB - Jared Turcotte

Defense: 3

.....	DB - Steven Barker
.....	DB - Dominic Cusano
.....	LB - Mark Masterson

Special Teams: 0

NOTE: Special Teams include kickers and punters only.

2011 Newcomers

Name	Pos.	Ht./Wt.	Hometown/HS (Last School)
Brian Anthony	LB	6-2/200	Columbia, Md./Atholton
Sherrod Baltimore	CB	5-10/160	Fort Washington, Md./Friendly
Aamad Bush	SS	6-3/200	Montclair, N.J./Montclair
Daniel Carriker	OL	6-2/295	Alexandria, Va./West Potomoc
CJ Dawson	FB	6-2/225	Natick, Mass./New Hampton
Najee Green	WR	6-3/185	Accokeek, Md./Gwynn Park
Josiah Hartley	TE	6-4/230	Bangor, Maine/Bangor
Chase Hoyt	OL	6-4/275	West Chester, Pa./Bayard Rustin
Bruce Johnson	OL	6-3/265	Rochester, N.Y./Gates Chili
Isaiah Jones	WR/RB	6-0/175	Orange, Mass./Mahar Regional
Zedric Joseph	WR	5-9/180	West Palm Beach, Fla./Erie Community College
Michael Kozlakowski	DE	6-3/240	Lynbrook, N.Y./Lynbrook
John McCabe	LB	6-0/215	Winslow, Maine/Winslow
Samuel Shipley	LB	6-2/235	Santa Barbara, Calif./Santa Barbara City College
Cody Simcox	FB	6-2/235	Sinking Spring, Pa./Wilson Senior
Daniel Upson	WR	6-2/180	Montgomery Village, Md./Watkins Mill
Malik Walker	CB	5-11/175	East Orange, N.J./East Orange
Benedict Wezel	OL	6-8/310	Berlin, Germany/Salisbury School (Conn.)

Year-By-Year Results

Year	Overall	Conference	Coach	Year	Overall	Conference	Coach
1892	0-2		Chesely Johnston	1958	6-2	4-1	Harold Westerman
1893	0-5		Wildes Veazie	1959	3-3-2	1-2-2	Harold Westerman
1894	0-1		None	1960	4-3-1	3-2	Harold Westerman
1895	1-4		P. Folsom	1961	8-0-1	5-0	Harold Westerman
1896	1-3-2		Jack Abbott	1962	4-4	1-4	Harold Westerman
1897	1-2		Harry Robinson	1963	5-3	3-2	Harold Westerman
1898	1-4		James Coombs	1964	5-3	2-3	Harold Westerman
1899	2-3		W.B. Hopkins	1965	8-2	5-0	Harold Westerman
1900	4-4		Ernest Burton	1966	4-5	2-3	Harold Westerman
1901	7-1		Wells Farley	1967	0-8	0-5	Walter Abbott
1902	6-2		Eddie N. Robinson	1968	3-5	2-3	Walter Abbott
1903	5-3		Wells Farley	1969	5-4	3-2	Walter Abbott
1904	3-4		A. King	1970	3-5	1-4	Walter Abbott
1905	4-3-1		Frank McCoy	1971	2-6	1-4	Walter Abbott
1906	2-4-2		Frank McCoy	1972	3-6	1-4	Walter Abbott
1907	2-4-1		Frank McCoy	1973	3-7	2-4	Walter Abbott
1908	3-4		Frank McCoy	1974	4-6	4-2	Walter Abbott
1909	3-4-1		George Schildmiller	1975	4-6	1-4	Walter Abbott
1910	5-1-2		Edgar Wingard	1976	6-5	2-3	John Bicknell
1911	6-2		Edgar Wingard	1977	3-7	1-4	John Bicknell
1912	7-1		Thomas Reilly	1978	3-7-1	0-4-1	John Bicknell
1913	5-2-1		Thomas Reilly	1979	2-9	0-5	John Bicknell
1914	6-3		E.B. Cochems	1980	4-7	1-4	John Bicknell
1915	6-3		Thomas Hughlitt	1981	3-7-1	1-4	Ronald Rogerson
1916	0-4-3		Thomas Hughlitt	1982	7-4	3-2	Ronald Rogerson
1917	1-3		Thomas McCann	1983	4-6	0-5	Ronald Rogerson
1918	3-1		Captain Aldworth	1984	5-6	2-3	Ronald Rogerson
1919	6-1		James Baldwin	1985	6-5	2-3	Buddy Teevens
1920	3-3-3		James Baldwin	1986	7-4	3-4	Buddy Teevens
1921	2-5-1		Fred Brice	1987	8-4	6-1	Tim Murphy
1922	6-2		Fred Brice	1988	7-4	4-4	Tim Murphy
1923	5-3		Fred Brice	1989	9-3	6-2	Tom Lichtenberg
1924	4-3-1		Fred Brice	1990	3-8	2-6	Kirk Ferentz
1925	5-2-1		Fred Brice	1991	3-8	2-6	Kirk Ferentz
1926	7-1		Fred Brice	1992	6-5	4-4	Kirk Ferentz
1927	6-1		Fred Brice	1993	0-11*	0-8*	Jack Cosgrove
1928	4-1-2		Fred Brice	1994	3-8	2-6	Jack Cosgrove
1929	2-5		Fred Brice	1995	3-8	1-7	Jack Cosgrove
1930	3-4		Fred Brice	1996	7-4	5-3	Jack Cosgrove
1931	4-3		Fred Brice	1997	5-6	4-4	Jack Cosgrove
1932	5-1-1		Fred Brice	1998	6-5	3-5	Jack Cosgrove
1933	4-3		Fred Brice	1999	4-3	3-5	Jack Cosgrove
1934	4-3		Fred Brice	2000	5-6	3-5	Jack Cosgrove
1935	3-3-1		Fred Brice	2001	9-3	7-2	Jack Cosgrove
1936	4-3		Fred Brice	2002	11-3	7-2	Jack Cosgrove
1937	2-3-2		Fred Brice	2003	7-5	5-4	Jack Cosgrove
1938	3-4		Fred Brice	2004	5-6	3-5	Jack Cosgrove
1939	5-2		Fred Brice	2005	5-6	3-5	Jack Cosgrove
1940	1-6		Fred Brice	2006	6-5	5-3	Jack Cosgrove
1941	3-2-2		George Allen	2007	4-7	3-5	Jack Cosgrove
1942	2-4		William Kenyon	2008	8-5	5-3	Jack Cosgrove
1943	0-1		Sam Sezak	2009	5-6	4-4	Jack Cosgrove
1944	2-2		William Kenyon	2010	4-7	3-5	Jack Cosgrove
1945	0-5		William Kenyon				
1946	3-5		George Allen				
1947	6-1	2-1	George Allen				
1948	4-3	1-2	George Allen				
1949	2-4-1	2-0-1	David M. Nelson				
1950	5-1-1	3-1	David M. Nelson				
1951	6-0-1	3-0-1	Harold Westerman				
1952	4-3	3-1	Harold Westerman				
1953	4-2-1	1-2-1	Harold Westerman				
1954	5-2	2-2	Harold Westerman				
1955	5-1-1	2-1-1	Harold Westerman				
1956	5-2	3-1	Harold Westerman				
1957	4-3	2-2	Harold Westerman				

**Three overall, two Conference games forfeited*

5 NATIONAL CHAMPIONS

9 NATIONAL CHAMPIONSHIP GAME APPEARANCES

18 NATIONAL SEMIFINALISTS

18 NATIONAL AWARD WINNERS

Massachusetts Minutemen

Quick Facts

Location	Amherst, Mass.
Enrollment	27,016
Nickname	Minutemen
Colors	Maroon & White
Website	www.umassathletics.com
Stadium	Warren McGuirk Alumni Stadium
Stadium Capacity	17,000
Stadium Surface	Artificial Grass
Chancellor	Dr. Robert C. Holub
Athletics Director	John McCutcheon
Head Coach	Kevin Morris
Head Coach Alma Mater, Year	Williams Collge, 1986
Interim Football Contact	John Sinnett, Associate Director/Media Relations
Interim Football Contact Office Phone	413-545-1744
Offensive Starters Returning/Lost	7/4
Defensive Starters Returning/Lost	9/2

2010 Results (6-5, 4-4 CAA)

Home Stadium: McGuirk Alumni Stadium (17,000)

Home: 3-2	Away: 3-2	vs. Top 25 (TSN/F): 2-3	vs. Top 25 (Coach): 2-3
Total Home Attendance: 65,023		Average Home Attendance: 13,005	

Sept. 4 {rv/rv} *William and Mary [TCN/CSN-NE/COX11] {4/4}	W 27-23	10,072
Sept. 11 {18/20} Holy Cross [CBS3] {rv/rv}	W 31-7	16,352
Sept. 18 {16/15} at Michigan [B10]	L 37-42	110,187
Sept. 25 {11/9} at Stony Brook	W 26-21	5,309
Oct. 2 {8/8} *at Towson	W 27-14	5,560
Oct. 16 {8/8} *Richmond {20/19}	L 10-11	16,421
Oct. 23 {12/12} *vs New Hampshire [CSN-NE/CSN-P/CSN-MA] {10/9}	L 13-39	32,848
Oct. 30 {18/18} *at James Madison [CSN-MA/CSN-NE] {15/15}	W 21-14	16,664
Nov. 6 {15/15} *Maine [CSN-NE/CSN-MA+/CSN-P]	W 39-24	12,121
Nov. 13 {14/13} *Delaware {2/1}	L 27-45	10,057
Nov. 20 {19/19} *at Rhode Island	L 34-37	3,156

CAA Team's Coaches & Sports Network Rankings listed prior to Opponent/Opponent's Coaches & Sports Network Rankings listed after Opponent at time game was played



MINUTEMEN HEAD COACH
KEVIN MORRIS
2 SEASONS (2009-2010)

Collegiate Overall Record (Years)	35-43 (8 years)
Record at CAA Football Schools (Years)	11-11 (2 years)
Record in CAA Football Games (Years)	7-9 (2 years)

Massachusetts Coaching Staff

Brian Picucci	Offensive Coordinator/Offensive Line
Frank Forcucci	Defensive Coordinator/Defensive Backs
Joe Tricario	Special Teams Coordinator/Inside Linebackers
Steve Tirrell	Recruiting Coordinator/Defensive Line
Brian Crist	Wide Receivers
Damian Mincey	Tight Ends
Dyran Peake	Outside Linebackers
Bryan Butterworth	Cornerbacks
Bob Otrando	Strength & Conditioning
Bill Sisler	Video Coordinator

2011 Schedule

Date	Opponent	Location	Series Record
Sept. 1	at Holy Cross	Worcester, Mass.	23-21-5
Sept. 10	OPEN		
Sept. 17	*RHODE ISLAND	Amherst, Mass.	47-36-2
Sept. 24	at Boston College	Chestnut Hill, Mass.	5-18
Oct. 1	*at Old Dominion	Norfolk, Va.	First Meeting
Oct. 8	CENTRAL CONN. STATE	Amherst, Mass.	2-0
Oct. 15	*at Delaware	Newark, Del.	6-25
Oct. 22	*vs New Hampshire	Foxborough, Mass.	43-27-3
Oct. 29	*at Richmond	Richmond, Va.	13-12
Nov. 5	*VILLANOVA	Amherst, Mass.	12-11
Nov. 12	*at Maine	Orono, Maine	41-15-1
Nov. 19	*JAMES MADISON	Amherst, Mass.	8-6-1




18 NATIONAL AWARD WINNERS

18 NATIONAL SEMIFINALISTS

9 NATIONAL CHAMPIONSHIP GAME APPEARANCES

5 NATIONAL CHAMPIONS

Massachusetts Minutemen -- Top Returners



JONATHAN HERNANDEZ
LEOMINSTER, MASS.
LEOMINSTER HIGH SCHOOL

RB	5-11	190	SR
----	------	-----	----

YEAR	GP	No.	Yds	TD	Long	Avg/G	Avg/C
2008	9	6	20	0	5	2.22	3.33
2009	10	121	577	8	58	57.70	4.77
2010	11	219	938	9	32	85.27	4.28
Career	30	346	1535	17	58	49.52	4.44

-- 2010 CAA Football Second Team Tailback


-- Led team in rushing with 938 yards on 219 carries (4.3 per carry and 85.3 yards per game) in 2010 and scored a team-best 10 touchdowns, nine of them rushing

-- Second in CAA Football in rushing, ahead of teammate No. 3 John Griffin, giving UMass two backs into the top 35 in the NCAA in rushing - only team in America with such a mark

-- Second in the CAA Football in touchdowns and scoring with 5.5 points per game

-- Six career 100-yard rushing yards, including four in 2010

-- Ran for 114 yards and scored on touchdown runs of 10 and 9 yards at #20 Michigan (9/18) in front of 110,000 fans. Third-career game with multiple touchdowns and third game in a row with a TD



EMIL IGWENAGU
BOYLSTON, MASS.
HOLY NAME CATHOLIC HIGH SCHOOL

TE	6-1	240	SR
----	-----	-----	----

YEAR	GP	No.	Yds	TD	Long	Avg/G	Avg/C
2008	11	1	16	0	16	1.45	16.00
2009	11	24	288	1	52	26.18	12.00
2010	8	12	142	0	24	17.75	11.83
Career	30	37	446	1	52	14.87	12.05


-- Will serve as team captain with Tyler Holmes

-- 2010 CAA Football Preseason First Team

-- Phil Steele Preseason First-Team All-CAA Football

-- Great athlete who is playing as a tight end and H-Back in fourth year in the program. Has also played running back, tight end and linebacker at UMass

-- Sixth on team in team with 12 catches for 142 yards in seven games, six starts. Missed three games due to injury (vs. Maine, at James Madison and Holy Cross)



TYLER HOLMES
BLACKSBURG, VA.
BLACKSBURG HIGH SCHOOL

LB	6-0	220	SR
----	-----	-----	----

YEAR	GP	S-A Tackles	SK/TFL	Int	PBU	FF/FR
2008	6	9-14-23	0.0/2.5	1	0	0/0
2009	10	50-60-110	1.0/6.5	4	5	1/0
2010	11	47-63-110	5.0/12.0	5	1	2/1
Career	27	106-137-243	6.0/21.0	10	6	3/1

-- 2011 FCS Preseason No. 1 Linebacker according to The Sports Network

-- 2010 Phil Steele Defensive Player of the Year


-- 2010 First-team All-American by the Associated Press, American Football Coaches Of America, The Sports Network and Phil Steele

-- 2010 CAA Football Co-Defensive Player of the Year

-- First player in major college football with two interceptions returned for touchdowns in the same game since 2008 (vs. Maine, 11/6/10)

-- Tied for first in CAA Football with five INT's (0.5 per game), ranks 17th in the NCAA

-- Ranks fourth in CAA and 18th in NCAA in tackles per game (10.6) and fifth in TFLs per game (1.15), which is 51st in the NCAA



JULIAN TALLEY
WINSLOW, N.J.
WINSLOW HIGH SCHOOL

WR	6-1	185	SR
----	-----	-----	----

YEAR	GP	No.	Yds	TD	Long	Avg/G	Avg/C
2008	12	18	234	0	34	19.50	13.00
2009	11	28	350	1	55	31.82	12.50
2010	11	56	747	6	45	67.91	13.34
Career	34	102	1331	7	55	38.03	13.05

-- 2010 CAA Football Second Team Wide Receiver

-- Phil Steele Preseason Second-Team All-CAA Football

-- Second on team in receiving this season with 56 catches for 747 yards. Leads team in receiving touchdowns (6)

-- Fourth in the CAA in catches per game (4.7) and second in receiving yards per game (67.9)

-- Team's top punt returner with nine returns for 120 yards

-- Has a reception in 18 games in a row entering 2011

-- First-career 100-yard receiving game with 111 on career-high eight catches vs. #10 UNH (10/23) in the Colonial Clash. Scored on a 14-yard TD reception and went over 1,000 yards in career receiving yards

5 NATIONAL CHAMPIONS

9 NATIONAL CHAMPIONSHIP GAME APPEARANCES

18 NATIONAL SEMIFINALISTS

18 NATIONAL AWARD WINNERS

Massachusetts Minutemen -- Head Coach Kevin Morris

Playing Career

1982-85 Williams College

Coaching Career

1986-87 Running Backs/Quarterbacks, University at Albany
 1988-89 Quarterbacks/Wide Receivers, Worcester Polytechnic Institute
 1990 Defensive Coordinator, Worcester Polytechnic Institute
 1991 Secondary, Union College
 1992 Defensive Coordinator, Union College
 1993-98 Head Coach, Worcester Polytechnic Institute
 1999 Offensive Coordinator, Stony Brook University
 2000-03 Offensive Coordinator/Quarterbacks, Northeastern University
 2004-08 Offensive Coordinator/Quarterbacks, University of Massachusetts
 2009- Head Coach, University of Massachusetts

Personal

Birthdate

February 23, 1964

Hometown

Westfield, N.J.

Alma Mater

Williams College '86

Wife

Rebecca

Children

Ryan



All-Time Massachusetts Coaching Records

Coach	Years	Record	Pct.	Conf.	Pct.
No Coach	1879-97	30-58-6	.351		
Doctor Weeks	1898	1-4-1	.250		
Fred Murphy Brown	1899-00	12-8	.600		
James Halligan	1901-03	16-8-2	.654		
Matthew Bullock	1904, 07-08	13-8-5	.596		
Walter Craig	1905	3-7	.300		
George O'Hearn	1906	1-7-1	.167		
J.W. Gage	1909	1-6-2	.222		
W. Gildersleeve	1910	1-6-2	.222		
John Hubbard	1911	2-7	.222		
Dr. Arthur Brides	1912-15	12-15-4	.452		
George Melican	1916	2-4-2	.375		
Harold Gore	1919-27	33-32-5	.507		
Charles McGeoch	1928-30	6-17-2	.280		
Melvin Taube	1931-35	29-13-2	.682		
Elbert Carraway	1936-40	9-32-3	.239		
Walter Hargsheimer	1941-42, 46	11-11-1	.500		
Thomas Eck	1945, 47-51	17-23-4	.432	6-3-1	.650
Charles O'Rourke	1952-59	21-39-4	.359	8-21-1	.283
Charles Studley	1960	7-2	.778	3-1	.750
Victor Fusia	1961-70	59-32-2	.645	41-7-1	.847
Dick MacPherson	1971-77	45-27-1	.623	28-8-1	.770
Bob Pickett	1978-83	36-28	.563	22-8	.733
Robert Stull	1984-85	10-12	.455	5-5	.500
Jim Reid	1986-91	36-29-2	.552	26-20	.565
Mike Hodges	1992-97	35-30	.538	23-25	.479
Mark Whipple	1998-03	49-26	.653	35-16	.686
Don Brown	2004-08	43-19	.694	29-11	.725
Kevin Morris	2009-	11-11	.500	7-9	.438

Morris' Year-By-Year Record

Year	School	Record	Conf./Finish	Postseason
1993	Worcester Polytech	5-4		
1994	Worcester Polytech	5-4		
1995	Worcester Polytech	4-5		
1996	Worcester Polytech	2-8		
1997	Worcester Polytech	4-6		
1998	Worcester Polytech	4-5		
Worcester Polytech Totals		24-32 (.429)		
2009	Massachusetts	5-6	3-5/T3rd (North)	
2010	Massachusetts	6-5	4-4/T5th	
Massachusetts Totals		11-11 (.500)		
Career Record		35-43 (.449)		

18 NATIONAL AWARD WINNERS

18 NATIONAL SEMIFINALISTS

9 NATIONAL CHAMPIONSHIP GAME APPEARANCES

5 NATIONAL CHAMPIONS

Massachusetts Minutemen -- By The Numbers...

2011 Team Information

Total No. of Starters Returning: 17

Offense: 7

-TB - Jonathan Hernandez
-TE - Emil Igwenagu
-OL - Stephane Milhim
-OL - Quinton Sales
-OL - Josh Samuda
-OL - Nick Speller
-WR - Julian Talley

Defense: 9

-LB - Tyler Holmes
-DL - Courtney Jackson
-DB - Mike Lee
-LB - Perry McIntyre
-DL - Brandon Potvin
-DB - Antoine Tharpe
-DB - Darren Thellen
-DL - Chas Thompson
-DB - Shane Viveiros

Special Teams: 1

-K/P - Caleb Violette

Total No. of Starters Lost: 6

Offense: 4

-FB - Scott Duggan
-QB - Kyle Havens
-WR - Anthony Nelson
-OL - Greg Niland

Defense: 2

-DL - Brandon Flanagan
-LB - Mike Mele

Special Teams: 0

NOTE: Special Teams include kickers and punters only.

2011 Newcomers

Name	Pos.	Ht./Wt.	Hometown/HS (Last School)
Derek Beck	WR	6-3/190	Martinsville, N.J./Bridgewater-Raritan H.S.
Jarvis Bentley	WR	6-4/195	Columbus, Ga./Carver H.S.
Jordan Broadnax	RB	5-9/175	Virginia Beach, Va./Landstown H.S.
*Chris Burns (Jr.)	TB	5-10/190	Wilmington, Pa./Wilmington H.S. (Pittsburgh)
*Ryan Campbell (So.)	DB	6-0/180	Columbus, Ga./Carver H.S. (Mississippi)
Jamie Casselberry	OL	6-6/280	Chicago, Ill./Phillips Andover Academy (Mass.) (De La Salle Institute)
*Chase Danska (Jr.)	WR	5-9/170	Pleasant Hill, Calif./College Park H.S. (Los Medanos JC/Diablo Valley JC)
Brian Dowling	RB	5-9/190	Wayne, N.J./Wayne Hills H.S.
Dan Foesel	TE	6-3/240	Lincoln Park, N.J./DePaul Catholic H.S.
Iric Harris	DB	5-8/175	Woodbridge, Va./Hylton H.S.
Andre Hill (Jr.)	WR	6-2/190	Carson, Calif./Narbonne H.S. (Los Angeles Harbor CC)
*Greg Hilliard (Fr.)	LB	6-3/215	Brockton, Mass./Brockton, H.S. (Suffield Academy (Conn.))
Brandon Howard	TE	6-5/250	Wrentham, Mass./King Phillip H.S. (Worcester Academy)
Randall Jette	DB	5-11/175	Oak Bluffs, Mass./Martha's Vineyard H.S.
Elgin Long	WR	5-10/180	Arlington, Texas/Arlington Bowie H.S.
John McGrath	TE	6-3/255	Hamden, Conn./Hamden H.S./Kent School
Marken Michel	WR	5-10/185	Plantation, Fla./American Heritage H.S.
Andddy Moas	OL	6-4/295	Pembroke Pines, Fla./West Broward H.S.
Kyle Morgan	DL	6-3/265	Milford, Mass./Milford H.S.
Andrew Ortiz	K	5-8/160	West Palm Beach, Fla./The King's Academy
*Kellen Pagel (So.)	QB	6-3/200	Strongsville, Ohio/Strongsville H.S. (Bowling Green)
Quayshun Smith	DB	5-9/160	Tallahassee, Fla./Godby H.S.
John Wallace	OL	6-4/275	Somerville, Mass./Somerville H.S.
Mike Wegzyn	QB	6-5/215	Knoxville, Tenn./Knoxville Catholic H.S.
Jamal Wilson	RB	5-10/190	Fort Lauderdale, Fla./St. Thomas Aquinas H.S.

*Transfer Student-Athlete enrolled at Massachusetts Spring 2011

Year-By-Year Results

Year	Overall	Conference	Coach	Year	Overall	Conference	Coach
1879	1-0		None	1945	2-1-1		Thomas Eck
1880	0-1-1		None	1946	6-2		Walter Hargsheimer
1881	2-1-1		None	1947	3-4-1	0-1-1	Thomas Eck
1882	0-2		None	1948	3-4-1	1-1	Thomas Eck
1883	1-1		None	1949	3-5	1-1	Thomas Eck
1884	1-2		None	1950	3-5	1-1	Thomas Eck
1885	3-2-1		None	1951	3-4-1	2-0	Thomas Eck
1886	2-1		None	1952	4-3-1	1-2	Charles O'Rourke
1887	2-3		None	1953	1-7	0-3	Charles O'Rourke
1888	2-4		None	1954	4-4	1-3	Charles O'Rourke
1889	2-0		None	1955	4-4	1-3	Charles O'Rourke
1890	1-4		None	1956	2-5-1	1-3	Charles O'Rourke
1891	2-5		None	1957	1-5-1	1-2-1	Charles O'Rourke
1892	4-6-2		None	1958	2-6	1-3	Charles O'Rourke
1893	1-9		None	1959	3-5-1	2-2	Charles O'Rourke
1894	3-3		None	1960	7-2	3-1	Charles Studley
1895	1-5		None	1961	5-4	3-1	Victor Fusia
1896	0-4		None	1962	6-3	4-1	Victor Fusia
1897	2-5-1		None	1963	8-0-1	5-0	Victor Fusia
1898	1-4-1		Doctor Weeks	1964	8-2	5-0	Victor Fusia
1899	7-3		Fred Murphy Brown	1965	7-2	4-1	Victor Fusia
1900	5-5		Fred Murphy Brown	1966	6-3	5-0	Victor Fusia
1901	9-1		James Halligan	1967	7-2	5-0	Victor Fusia
1902	2-3-2		James Halligan	1968	2-8	2-3	Victor Fusia
1903	5-4		James Halligan	1969	6-3	5-0	Victor Fusia
1904	5-2-1		Matthew Bullock	1970	4-5-1	3-1-1	Victor Fusia
1905	3-7		Walter Craig	1971	4-4-1	3-1-1	Dick MacPherson
1906	1-7-1		George O'Hearn	1972	9-2	5-0	Dick MacPherson
1907	5-3-1		Matthew Bullock	1973	6-5	4-2	Dick MacPherson
1908	3-3-3		Matthew Bullock	1974	5-6	4-2	Dick MacPherson
1909	1-6-2		J.W. Gage	1975	8-2	4-1	Dick MacPherson
1910	1-6-2		W. Gildersleeve	1976	5-5	3-2	Dick MacPherson
1911	2-7		John Hubbard	1977	8-3	5-0	Dick MacPherson
1912	2-5-2		Dr. Arthur Brides	1978	9-4	5-0	Bob Pickett
1913	4-3		Dr. Arthur Brides	1979	6-4	4-1	Bob Pickett
1914	2-5		Dr. Arthur Brides	1980	7-3	4-1	Bob Pickett
1915	4-2-2		Dr. Arthur Brides	1981	6-3	4-1	Bob Pickett
1916	2-4-2		George Melican	1982	5-6	3-2	Bob Pickett
1917			No schedule due to World War I	1983	3-8	2-3	Bob Pickett
1918			No schedule due to World War I	1984	3-8	1-4	Robert Stull
1919	5-2-1		Harold Gore	1985	7-4	4-1	Robert Stull
1920	5-2-1		Harold Gore	1986	8-3	5-2	Jim Reid
1921	3-4-1		Harold Gore	1987	3-8	2-5	Jim Reid
1922	5-3		Harold Gore	1988	8-4	6-2	Jim Reid
1923	2-5		Harold Gore	1989	5-5-1	3-5	Jim Reid
1924	6-1-1		Harold Gore	1990	8-2-1	7-1	Jim Reid
1925	6-2		Harold Gore	1991	4-7	3-5	Jim Reid
1926	1-6		Harold Gore	1992	7-3	5-3	Mike Hodges
1927	0-7-1		Harold Gore	1993	9-2	6-2	Mike Hodges
1928	2-5-1		Charles McGeoch	1994	5-6	4-4	Mike Hodges
1929	3-4-1		Charles McGeoch	1995	6-5	3-5	Mike Hodges
1930	1-8		Charles McGeoch	1996	6-5	4-4	Mike Hodges
1931	7-1-1		Melvin Taube	1997	2-9	1-7	Mike Hodges
1932	7-2		Melvin Taube	1998	12-3	6-2	Mark Whipple
1933	5-3		Melvin Taube	1999	9-4	7-1	Mark Whipple
1934	5-3-1		Melvin Taube	2000	7-4	5-3	Mark Whipple
1935	5-4		Melvin Taube	2001	3-8	3-6	Mark Whipple
1936	2-6		Elbert Carraway	2002	8-4	6-3	Mark Whipple
1937	1-7-1		Elbert Carraway	2003	10-3	8-1	Mark Whipple
1938	3-6		Elbert Carraway	2004	6-5	4-4	Don Brown
1939	2-5-2		Elbert Carraway	2005	7-4	6-2	Don Brown
1940	1-8		Elbert Carraway	2006	13-2	8-0	Don Brown
1941	3-4-1		Walter Hargsheimer	2007	10-3	7-1	Don Brown
1942	2-5		Walter Hargsheimer	2008	7-5	4-4	Don Brown
1943			No schedule due to World War II	2009	5-6	3-5	Kevin Morris
1944			No schedule due to World War II	2010	6-5	4-4	Kevin Morris

5 NATIONAL CHAMPIONS

9 NATIONAL CHAMPIONSHIP GAME APPEARANCES

18 NATIONAL SEMIFINALISTS

18 NATIONAL AWARD WINNERS

New Hampshire Wildcats

Quick Facts

Location Durham, N.H.
 Enrollment 14,469
 Nickname Wildcats
 Colors Blue & White
 Website www.unhwildcats.com
 Stadium Cowell Stadium
 Stadium Capacity 6,500
 Stadium Surface Artificial Grass
 President Dr. Mark Huddleston
 Athletics Director Marty Scarano
 Head Coach Sean McDonnell
 Head Coach Alma Mater, Year New Hampshire, 1978
 Football Contact Mike Murphy, Associate Director/Media and Public Relations
 Football Contact Office Phone 603-862-3906
 Offensive Starters Returning/Lost 5/6
 Defensive Starters Returning/Lost 5/6



WILDCATS HEAD COACH
SEAN MCDONNELL
12 SEASONS (1999-2010)

Collegiate Overall Record (Years) 88-58 (12 years)
 Record at CAA Football Schools (Years) 88-58 (12 years)
 Record in CAA Football Games (Years) 53-46 (12 years)

New Hampshire Coaching Staff

Tim Cramsey Offensive Coordinator/Quarterbacks
 John Lyons Defensive Coordinator/Defensive Backs
 Jon Shelton Defensive Ends
 Brian Barbato Offensive Tackles/Tight Ends
 Ryan Carty Wide Receivers
 Michael Ferzoco Running Backs
 Terrence Klein Strong Safeties/Outside Linebackers
 Alex Miller Offensive Guards & Centers
 Chris Van Horn Defensive Tackles
 James Bettcher Linebackers

2010 Results (8-5, 5-3 CAA)

Home Stadium: Cowell Stadium (6,500)

Home: 4-1 Away: 3-4 vs. Top 25 (TSN/F): 5-2 vs. Top 25 (Coach): 5-2
 Total Home Attendance: 38,669 Average Home Attendance: 7,734

Sept. 4	{10/9}	Central Connecticut State {rv/rv}	W 33-3	7,419
Sept. 11	{6/5}	at Pittsburgh [ESPN3]	L 16-38	50,120
Sept. 18	{8/8}	*at Rhode Island [CSN-NE/CSN-P/CSN-MA+]	L 25-28	4,521
Sept. 25	{16/18}	Lehigh {rv/rv}	W 31-10	8,144
Oct. 2	{14/15}	*at Maine [WABI/CW]	L 13-16 (10T)	6,531
Oct. 9	{22/23}	*Richmond [TCN/CSN-NE] {11/11}	W 17-0	12,095
Oct. 16	{16/15}	*at James Madison [TCN/CSN-NE] {7/6}	W 28-14	16,985
Oct. 23	{10/9}	*vs Massachusetts [CSN-NE/CSN-P/CSN-MA] {12/12}	W 39-13	32,848
Nov. 6	{8/8}	*William and Mary {4/5}	L 3-13	6,008
Nov. 13	{17/15}	*at Villanova [TCN/CSN-NE] {9/9}	W 31-24	7,103
Nov. 20	{14/13}	*Towson	W 38-19	5,003
Dec. 4	{11/10}	at Bethune-Cookman {13/13}	W 45-20	5,738
Dec. 10	{11/10}	at Delaware [ESPN2/ESPN2HD/ESPN3] {5/5}	L 3-16	8,770

CAA Team's Coaches & Sports Network Rankings listed prior to Opponent/Opponent's Coaches & Sports Network Rankings listed after Opponent at time game was played

2011 Schedule

Date	Opponent	Location	Series Record
Sept. 1	at Toledo	Toledo, Ohio	0-3
Sept. 10	at Lehigh	Bethlehem, Pa.	10-2
Sept. 17	OPEN		
Sept. 24	*at Richmond	Richmond, Va.	9-10
Oct. 1	HOLY CROSS	Durham, N.H.	5-6
Oct. 8	*VILLANOVA	Durham, N.H.	10-11
Oct. 15	*at William and Mary	Williamsburg, Va.	2-12
Oct. 22	*vs Massachusetts	Foxborough, Mass.	27-43-3
Oct. 29	*RHODE ISLAND	Durham, N.H.	52-27-5
Nov. 5	*JAMES MADISON	Durham, N.H.	6-7
Nov. 12	*at Towson	Towson, Md.	7-0
Nov. 19	*MAINE	Durham, N.H.	47-43-8



KEVINDECKER



BRIANM McNALLY



MATTEVANS



DONTRAPETERS


18 NATIONAL AWARD WINNERS

18 NATIONAL SEMIFINALISTS

9 NATIONAL CHAMPIONSHIP GAME APPEARANCES

5 NATIONAL CHAMPIONS

New Hampshire Wildcats -- Top Returners




KEVIN DECKER
ARMONK, N.Y.
BRUNSWICK SCHOOL

QB	6-2	201	SR
----	-----	-----	----

YEAR	GP	----- Passing -----			--- Rushing ---			
		Comp.-Att.-Int.	Yds.	TD	Lg.	Att.	Yds.	TD
2008	7	5-7-1	52	0	34	1	29	0
2009	9	33-60-1	380	5	46	23	69	2
2010	13	46-67-1	447	5	63	28	92	1
Career	29	84-134-3	879	10	63	52	190	3

- Played in 13 games, starting one, primarily as backup to starter R.J. Toman in 2010
- Completed 46 of 67 passes for 447 yards, five touchdowns and one interception last year
- Rushed 28 times for 92 yards and one touchdown (vs. Towson) during the 2010 season
- Started playoff win at Bethune-Cookman, completing 23 of 35 passes for 289 yards and 3 touchdowns--all career highs, including 63-yard TD strike to Chris Chandler; rushed 9 times for 14 yards
- Completed 12 of 17 passes for 82 yards and touchdown in win over Towson; also rushed 6 times for season-high 31 yards, including season-high 20-yard scamper
- Completed 1 of 2 passes for 11 yards and rushed 4 times for 19 yards in inaugural Colonial Clash victory over UMass at Gillette Stadium




BRIAN MCNALLY
CORNWALL, N.Y.
CORNWALL HIGH SCHOOL

DL	6-3	258	SR
----	-----	-----	----

YEAR	GP	S-A-Tackles	SK/TFL	Int	PBU	FF/FR
2008	13	20-35-55	2.5/9.0	0	0	1/1
2009	12	17-12-29	4.0/6.5	0	0	1/0
2010	13	25-17-42	13.5/15.0	0	0	2/1
Career	38	62-64-126	20.0/30.5	0	0	4/2

- Named to College Sporting News Sweet-63 All-America, an ECAC All-Star, part of the FCS All-New England Team and was an All-CAA First Team honoree in 2010
- Started all 13 games, established UNH all-time single-season record with 13.5 sacks, which led CAA. Made 42 tackles, 25 solo, with team-leading 15 tackles for loss
- Recorded career-high 2.5 sacks and 6 tackles, forcing a fumble in NCAA D-I second-round win at No. 13 Bethune-Cookman
- Notched two sacks and forced a fumble on last play from scrimmage to preserve upset win at No. 9 Villanova
- Made two tackles, including a sack, in inaugural Colonial Clash triumph over UMass at Gillette Stadium




MATT EVANS
HANOVER, MASS.
THAYER ACADEMY

LB	6-0	219	JR
----	-----	-----	----

YEAR	GP	S-A-Tackles	SK/TFL	Int	PBU	FF/FR
2009	12	8-5-13	0.0/0.5	0	0	0/1
2010	13	79-77-156	4.0/10.5	2	1	3/2
Career	25	87-82-169	4.0/11.0	2	1	3/3

- Named to the College Sporting News Sweet-63 squad, an All-CAA Second Team honoree, named to The Sports Network/Fathead.com All-America Second Team, was an Associated Press All-America Second Team honoree and a Walter Camp FCS All-American in 2010
- Finished fourth in voting for Buck Buchanan Award and named CAA Football Defensive Player of the Week three times (Oct. 18, Oct. 25, Nov. 22)
- Ranked second in FCS D-I football with 156 tackles, the second-highest single-season total in UNH history. Was the Wildcats' leader in tackles in nine of 13 games, notched double-digit tackles 11 times and set a career high with 20 stops Nov. 6 versus William and Mary
- In addition to pacing team with 156 tackles, also led in unassisted stops (79), finished second with four sacks, 10.5 tackles for loss; added two interceptions, returning one for TD (vs. Towson, Nov. 20), secured two fumble recoveries and three forced fumbles



DONTRA PETERS
ANNAPOLIS, MD.
ST. MARY'S HIGH SCHOOL

RB	5-11	192	JR
----	------	-----	----

YEAR	GP	No.	Yds	TD	Long	Avg/G	Avg/C
2009	12	37	179	2	26	14.92	4.84
2010	12	142	707	7	60	58.92	4.98
Career	24	179	886	9	60	36.92	4.95

- Was an All-CAA Third Team honoree in 2010
- Played in 12 games, rushing for team-leading 707 yards on 142 attempts
- Scored seven rushing TDs to lead team. Averaged 5.0 yards per carry and 58.9 yards per game with a long rush of 60 yards and also made 11 receptions for 73 yards and 1 TD, averaging 6.1 yards rec. per game with a long of 27 yards
- Led team with 157 rushing yards on 12 carries in victory at No. 9 Villanova, scoring on a 51-yard rush; added 56 kick-return yards for game-high 213 all-purpose yards
- Carried 23 times for 98 yards and career-high--matching two touchdowns in victory over UMass in inaugural Colonial Clash at Gillette Stadium
- Rushed 19 times for career-high 197 yards and career-high 2 scores in season-opening win over Central Connecticut St.; scored on career-best 60-yard rush; 197 rushing yards were the most recorded by CAA player in 2010

5 NATIONAL CHAMPIONS

9 NATIONAL CHAMPIONSHIP GAME APPEARANCES

18 NATIONAL SEMIFINALISTS

18 NATIONAL AWARD WINNERS

New Hampshire Wildcats -- Head Coach Sean McDonnell

Playing Career

1975-78 University of New Hampshire

Coaching Career

1979..... Assistant Coach, Manchester (N.H.) Memorial High School
 1980-82 Assistant Coach, Manchester (N.H.) West High School
 1983-84 Defensive Coordinator, Hamilton College
 1985-87 Wide Receivers/Tight Ends, Boston University
 1988..... Graduate Assistant, Boston College
 1989-90 Assistant Coach, Columbia University
 1991-93 Quarterbacks/Receivers, University of New Hampshire
 1994-98 Offensive Coordinator, University of New Hampshire
 1999- Head Coach, University of New Hampshire

Personal

Birthdate

October 15, 1955

Hometown

Saratoga Springs, N.Y.

Alma Mater

New Hampshire '78

Wife

Jenny

Children

Timmy, Tommy



McDonnell's Year-By-Year Record

Year	School	Record	Conf./Finish	Postseason
1999	New Hampshire	5-6	3-5/T6th	
2000	New Hampshire	6-5	4-4/T4th	
2001	New Hampshire	4-7	2-7/10th	
2002	New Hampshire	3-8	2-7/10th	
2003	New Hampshire	5-7	3-6/T8th	
2004	New Hampshire	10-3	6-2/1st (North)	NCAA Qtrs
2005	New Hampshire	11-2	7-1/1st (North)	NCAA Qtrs
2006	New Hampshire	9-4	5-3/T2nd (North)	NCAA Qtrs
2007	New Hampshire	7-5	4-4/T2nd (North)	NCAA
2008	New Hampshire	10-3	6-2/1st (North)	NCAA Qtrs
2009	New Hampshire	10-3	6-2/1st (North)	NCAA Qtrs
2010	New Hampshire	8-5	5-3/T3rd	NCAA Qtrs
New Hampshire Totals		88-58 (.603)		
Career Record		88-58 (.603)		

All-Time New Hampshire Coaching Records

Coach	Years	Record	Pct.	Conf.	Pct.
No Coach	1893-01	16-32-2	.340		
John Scannell	1902-03	4-9-2	.333		
G.B. Ward	1904	2-5	.286		
Edward Herr	1905-07	5-14-5	.313		
Charles Gill	1908	1-7	.125		
Willard Gildersleeve	1909	3-4	.429		
Ray Thomas	1910-11	3-8-2	.308		
Tod Eberle	1912-13	5-8-1	.393		
T.D. Sheppard	1914	1-6-2	.167		
William Cowell	1915-17, 19-36	87-68-23	.553		
George Sauer	1937-41	22-18-1	.549		
Charlie Justice	1942	6-0	1.000		
Bill Glassford	1946-48	19-5-1	.780	7-1	.875
Chief Boston	1949-64	60-57-10	.512	25-34-8	.433
Andy Mooradian	1965	0-8	.000	0-5	.000
Joe Yukica	1966-67	7-9	.438	3-7	.300
Jim Root	1968-71	18-14-1	.561	11-9	.550
Bill Bowes	1972-98	175-106-5	.621	97-74-2	.567
Sean McDonnell	1999-	88-58	.603	53-46	.535

18 NATIONAL AWARD WINNERS

18 NATIONAL SEMIFINALISTS

9 NATIONAL CHAMPIONSHIP GAME APPEARANCES

5 NATIONAL CHAMPIONS

New Hampshire Wildcats -- By The Numbers...

2011 Team Information

Total No. of Starters Returning: 11

Offense: 5

-OL - Ricky Archer
-OL - Mickey DiLima
-WR - Joey Orlando
-OL - George Pecoraro
-OL - Chris Zarkoskie

Defense: 5

-LB - Alan Buzbee
-LB - Matt Evans
-DB - Kyle Flemings
-DL - James Jenkins
-DL - Brian McNally

Special Teams: 1

-PK - Mike MacArthur

Total No. of Starters Lost: 13

Offense: 6

-TE - Kyle Auffray
-WR - Terrance Fox
-RB - Sean Jellison
-WR - Kevon Mason
-OL - Seth Price
-QB - R.J. Toman

Defense: 6

-DB - John Greer
-DL - Lance Mailloux
-DB - Ryan McGuinness
-DB - Hugo Souza
-DB - Dino Vasso
-DL - Steve Young

Special Teams: 1

-P - Kyle Auffray

NOTE: Special Teams include kickers and punters only.

2011 Newcomers

Name	Pos.	Ht./Wt.	Hometown/HS (Last School)
Jared Allison	WR/DB	5-8/165	Cliffwood, N.J./Matawan Regional
Akil Anderson	FS/WR	6-1/190	Morristown, N.J./Morristown
Rashid Armand	DL/OL	6-0/300	Brooklyn, N.Y./Sheepshead Bay
Kalil Bailey	DB/WR	5-10/160	Lancaster, Pa./Manheim Township
Nick Cefalo	DB/WR	6-2/185	Basking Ridge, N.J./Ridge
Mike DeTroia	WR/FS	6-3/193	Barnegat, N.J./Barnegat
Seth Geyer	LB/RB	6-1/220	Valencia, Pa./Mars Area
Sean Goldrich	QB/FS	6-3/195	West Haven, Conn./Notre Dame
Austin Heter	OL/DL	6-4/250	McKees Rocks, Pa./Montour
Zach Hundertmark	OL/DL	6-2/280	West Windsor, N.J./Hun School
Mike Kelly	DB/WR	5-9/175	Merrimack, N.H./Bishop Guertin
Shane McNeely	TE/DE	6-2/250	Whitehall, Pa./Allentown Cent. Catholic
Douglas Moss	DB/WR	5-10/165	Columbia, Ala./Columbia
Dan Riley	DE/TE	6-4/230	Danielsville, Pa./Northampton Area
Jullian Turner	DL/OL	6-0/300	East Pittsburgh, Pa./Woodland Hills
Ryan Welch	DL/OL	6-3/300	Dunstable, Mass./Lawrence Academy

Year-By-Year Results

Year	Overall	Conference	Coach	Year	Overall	Conference	Coach
1893	0-1		None	1959	3-3-2	1-2-1	Chief Boston
1894	2-3		None	1960	4-3	2-2	Chief Boston
1895	2-3-1		None	1961	3-5	1-3	Chief Boston
1896	1-4		None	1962	7-0-1	4-0-1	Chief Boston
1897	2-5		None	1963	2-6	1-4	Chief Boston
1898	4-4		None	1964	1-6-1	0-4-1	Chief Boston
1899	4-2		None	1965	0-8	0-5	Andy Mooradian
1900	1-4-1		None	1966	2-6	1-4	Joe Yukica
1901	0-6		None	1967	5-3	2-3	Joe Yukica
1902	2-3-1		John Scannell	1968	6-2	4-1	Jim Root
1903	2-6-1		John Scannell	1969	3-5	1-4	Jim Root
1904	2-5		G.B. Ward	1970	5-3	3-2	Jim Root
1905	2-4-2		Edward Herr	1971	4-4-1	3-2	Jim Root
1906	2-5-1		Edward Herr	1972	4-5	2-3	Bill Bowes
1907	1-5-2		Edward Herr	1973	4-5	2-3	Bill Bowes
1908	1-7		Charles Gill	1974	5-4	3-3	Bill Bowes
1909	3-4		Willard Gildersleeve	1975	9-3	5-0	Bill Bowes
1910	2-3-1		Ray Thomas	1976	8-3	4-1	Bill Bowes
1911	1-5-1		Ray Thomas	1977	8-2	3-2	Bill Bowes
1912	3-4-1		Tod Eberle	1978	6-4-1	1-3-1	Bill Bowes
1913	2-4		Tod Eberle	1979	5-4-2	2-2-1	Bill Bowes
1914	1-6-2		T.D. Sheppard	1980	6-4	2-3	Bill Bowes
1915	3-6-1		William Cowell	1981	7-3	2-3	Bill Bowes
1916	3-5-2		William Cowell	1982	4-6	1-4	Bill Bowes
1917	3-2-2		William Cowell	1983	7-3	3-2	Bill Bowes
1918			No schedule due to World War I	1984	9-2	3-2	Bill Bowes
1919	7-2		William Cowell	1985	6-4	2-3	Bill Bowes
1920	5-2-1		William Cowell	1986	7-4	4-3	Bill Bowes
1921	8-1-1		William Cowell	1987	7-3	4-3	Bill Bowes
1922	3-5-1		William Cowell	1988	6-5	6-2	Bill Bowes
1923	4-4-1		William Cowell	1989	7-3	5-3	Bill Bowes
1924	7-2		William Cowell	1990	7-3-1	5-3	Bill Bowes
1925	4-1-2		William Cowell	1991	9-3	7-1	Bill Bowes
1926	4-4		William Cowell	1992	5-5-1	3-5	Bill Bowes
1927	0-7-1		William Cowell	1993	6-5	4-4	Bill Bowes
1928	3-2-3		William Cowell	1994	10-2	8-0	Bill Bowes
1929	7-2		William Cowell	1995	6-5	4-4	Bill Bowes
1930	5-2-1		William Cowell	1996	8-3	6-2	Bill Bowes
1931	7-2		William Cowell	1997	5-6	5-3	Bill Bowes
1932	3-4-1		William Cowell	1998	4-7	3-5	Bill Bowes
1933	3-3-1		William Cowell	1999	5-6	3-4	Sean McDonnell
1934	3-4-2		William Cowell	2000	6-5	4-4	Sean McDonnell
1935	2-5-1		William Cowell	2001	4-7	2-7	Sean McDonnell
1936	3-3-2		William Cowell	2002	3-8	2-7	Sean McDonnell
1937	7-1		George Sauer	2003	5-7	3-6	Sean McDonnell
1938	3-6		George Sauer	2004	10-3	6-2	Sean McDonnell
1939	3-5		George Sauer	2005	11-2	7-1	Sean McDonnell
1940	5-3		George Sauer	2006	9-4	5-3	Sean McDonnell
1941	4-3-1		George Sauer	2007	7-5	4-4	Sean McDonnell
1942	6-0		Charlie Justice	2008	10-3	6-2	Sean McDonnell
1943			No schedule due to World War II	2009	10-3	6-2	Sean McDonnell
1944			No schedule due to World War II	2010	8-5	5-3	Sean McDonnell
1945			No schedule due to World War II				
1946	6-1-1		Bill Glassford				
1947	8-1	4-0	Bill Glassford				
1948	5-3	3-1	Bill Glassford				
1949	4-4	1-3	Chief Boston				
1950	8-0	4-0	Chief Boston				
1951	5-2-1	1-2-1	Chief Boston				
1952	3-4-1	0-4	Chief Boston				
1953	6-2	3-1	Chief Boston				
1954	7-1	4-0	Chief Boston				
1955	2-4-2	1-1-2	Chief Boston				
1956	3-4-1	2-1-1	Chief Boston				
1957	0-7-1	0-3-1	Chief Boston				
1958	2-6	0-4	Chief Boston				

5 NATIONAL CHAMPIONS

9 NATIONAL CHAMPIONSHIP GAME APPEARANCES

18 NATIONAL SEMIFINALISTS

18 NATIONAL AWARD WINNERS

Old Dominion Monarchs

Quick Facts

Location	Norfolk, Va.
Enrollment	24,466
Nickname	Monarchs
Colors	Slate Blue, Sky Blue & Silver
Website	www.odusports.com
Stadium	Foreman Field at S.B. Ballard Stadium
Stadium Capacity	19,782
Stadium Surface	Artificial Grass
President	John R. Broderick
Athletics Director	Dr. Camden Wood Selig
Head Coach	Bobby Wilder
Head Coach Alma Mater, Year	Maine, 1987
Football Contact	Kimberly Zivkovich, Associate Director/Sports Information
Football Contact Office Phone	757-683-5520
Offensive Starters Returning/Lost	11/1
Defensive Starters Returning/Lost	11/1

2010 Results (8-3)

Home Stadium: S.B. Ballard Stadium (19,782)

Home: 4-3 Away: 4-0 vs. Top 25 (TSN/F): 0-2 vs. Top 25 (Coach): 0-2
 Total Home Attendance: 138,474 Average Home Attendance: 19,782

Sept. 4 {rv/-}	Jacksonville	L 25-35	19,782
Sept. 11	at Campbell	W 44-13	5,462
Sept. 18 {rv/rv}	William and Mary [CSN-MA/CSN-P] {12/13}	L 17-21	19,782
Sept. 25 {rv/rv}	at Monmouth	W 35-21	1,580
Oct. 2 {rv/-}	Gardner-Webb	W 14-7	19,782
Oct. 9 {rv/-}	Cal Poly {14/16}	L 37-50	19,782
Oct. 23	Georgia State [TCN/COX11]	W 34-20	19,782
Oct. 30 {rv/-}	at Hampton	W 28-14	8,605
Nov. 6 {rv/-}	Savannah State	W 57-9	19,782
Nov. 13 {rv/-}	VMI [TCN/COX11]	W 45-28	19,782
Nov. 20 {rv/rv}	at North Carolina Central	W 33-21	4,107

CAA Team's Coaches & Sports Network Rankings listed prior to Opponent/Opponent's Coaches & Sports Network Rankings listed after Opponent at time game was played

MONARCHS HEAD COACH BOBBY WILDER 2 SEASONS (2009-2010)




Collegiate Overall Record (Years)	17-5 (2 years)
Record at CAA Football Schools (Years)	First Year
Record in CAA Football Games (Years)	First Year

Old Dominion Coaching Staff


Dealton Cotton	Defensive Line
Bill Dee	Offensive Line
Jarod Dodson	Safeties
Corey Hetherman	Rovers
Keita Malloy	Wide Receivers/Tight Ends
Andy Rondeau	Defensive Coordinator/Linebackers
Brian Scott	Offensive Coordinator/Offensive Line
Ron Whitcomb	Quarterbacks
Michael Zyskowski	Running Backs/Special Teams
Ryan Martin	Associate Strength and Conditioning Coach
Joe Makovec	Assistant Strength and Conditioning Coach

2011 Schedule

Date	Opponent	Location	Series Record
Sept. 3	CAMPBELL	Norfolk, Va.	2-0
Sept. 10	at Georgia State	Atlanta, Ga.	1-0
Sept. 17	HAMPTON	Norfolk, Va.	1-0
Sept. 24	*at Delaware	Newark, Del.	First Meeting
Oct. 1	*MASSACHUSETTS	Norfolk, Va.	First Meeting
Oct. 8	*at Rhode Island	Kingston, R.I.	First Meeting
Oct. 15	*TOWSON	Norfolk, Va.	First Meeting
Oct. 22	*at Villanova	Villanova, Pa.	First Meeting
Oct. 29	*JAMES MADISON	Norfolk, Va.	First Meeting
Nov. 5	*RICHMOND	Norfolk, Va.	First Meeting
Nov. 12	*at William and Mary	Williamsburg, Va.	0-1
Nov. 19	OPEN		



RONNIECAMERON



THOMASDEMARCO



MARIOCRAWFORD



CRAIGWILKINS


18 NATIONAL AWARD WINNERS

18 NATIONAL SEMIFINALISTS

9 NATIONAL CHAMPIONSHIP GAME APPEARANCES

5 NATIONAL CHAMPIONS

Old Dominion Monarchs -- Top Returners



RONNIE CAMERON
WESTBURY, N.Y.
HOFSTRA UNIVERSITY

DL	6-2	295	SR
----	-----	-----	----

YEAR	GP	S-A-Tackles	SK/TFL	Int	PBU	FF/FR
2008 (Hofstra)	11	4-9-13	0.0/1.5	0	0	0/0
2009 (Hofstra)	10	13-13-26	0.5/3.5	0	0	0/0
2010	11	28-44-72	5.5/19.0	0	0	2/1
Career	32	45-66-111	6.0/24.0	0	0	2/1


-- Tied for eighth among FCS defenders in tackles for loss with 19 for a loss of 70 yards, averaging 1.73 TFLs a game

-- Named "Transfer to Watch" by The Sports Network.

-- Second on the ODU defense with 72 tackles (28 solo, 44 assisted).

-- Second on the Monarchs with 5.5 sacks for 39 yards

-- Career-high 14 tackles in season finale at N.C. Central



THOMAS DEMARCO
PALM DESERT, CALIF.
PALM DESERT HIGH SCHOOL

QB	5-11	205	SR
----	------	-----	----

YEAR	GP	----- Passing -----				--- Rushing ---		
		Comp.-Att.-Int.	Yds.	TD	Lg.	Att.	Yds.	TD
2009	11	137-255-4	1921	21	55	163	892	17
2010	11	233-401-12	2756	23	62	128	423	8
Career	22	370-656-16	4677	44	62	291	1315	25

-- Started all 11 games in 2010 and 22 consecutive games dating to the 2009 season at quarterback


-- Name one of the Top Ten FCS Quarterbacks by The Sports Network

-- Named to the Walter Payton Watch List in 2010

-- Ranked seventh nationally in total offense averaging 289.00 yards per game

-- Passed for a career-high at Monmouth (407 yards) and for over 300 yards against Jacksonville, and #14/16 Cal-Poly

-- TSN Independent Preseason Offensive Player of the Year Honorable Mention All-American by Consensus Draft Services and Phil Steele Preseason All-Independent Team as a redshirt junior



MARIO CRAWFORD
DETROIT, MICH.
ROMULUS HIGH SCHOOL

RB	5-8	170	JR
----	-----	-----	----

YEAR	GP	No.	Yds	TD	Long	Avg/G	Avg/C
2009	10	99	600	6	52	6.1	60.0
2010	11	132	505	6	25	3.8	45.9
Career	21	231	1105	12	52	4.8	52.6


-- Led the Monarchs in rushing with 505 yards and averaging 45.9 yards per game

-- Posted six touchdowns including a pair against VMI

-- Ran for a season-high 91 yards against future CAA rival Georgia State

-- Also made 24 receptions for 216 yards, including a 47-yard reception at Campbell

-- Phil Steele Preseason All-Independent Team and FCS College Football Performance Award Watch List honoree in 2010



CRAIG WILKINS
WASHINGTON, D.C.
H.D. WOODSON HIGH SCHOOL

LB	6-2	225	JR
----	-----	-----	----

YEAR	GP	S-A-Tackles	SK/TFL	Int	PBU	FF/FR
2009	11	46-19-65	1.0/1.5	3	10	1/1
2010	11	35-39-74	2.5/10.5	1	3	2/5
Career	22	81-58-139	3.5/12.0	4	13	3/6

-- Started all 11 games at linebacker moving from safety in 2010

-- Led ODU in tackles with 74 (35 solo, 39 assisted) making five or more stops in 10 of the Monarchs' 11 games

-- Posted a career-high 11 tackles against #14/16 Cal Poly and had 10 stops, including nine solo tackles, in the season-finale at N.C. Central

-- Led the Monarchs with five fumble recoveries including a pair in the Homecoming Game with Georgia State

-- Third on the squad in tackles for loss making 10.5 stops for a loss of 39 yards

-- Had a 25-yard interception for a score against Savannah State

5 NATIONAL CHAMPIONS

9 NATIONAL CHAMPIONSHIP GAME APPEARANCES

18 NATIONAL SEMIFINALISTS

18 NATIONAL AWARD WINNERS

Old Dominion Monarchs -- Head Coach Bobby Wilder

Playing Career

1982-87 University of Maine

Coaching Career

1988-89 Graduate Assistant, Boston College
 1990-99 Quarterbacks, University of Maine
 2000 Assistant Head Coach/Offensive Coordinator, University of Maine
 2001-06 Associate Head Coach/Offensive Coordinator, University of Maine
 2007- Head Coach, Old Dominion University

Personal

Birthdate

August 1, 1964

Hometown

Madison, Maine

Alma Mater

Maine '87

Wife

Pam

Children

Derek, Drew

Wilder's Year-By-Year Record

Year	School	Record	Conf./Finish	Postseason
2009	Old Dominion	9-2		
2010	Old Dominion	8-3		
Old Dominion Totals		17-5 (.773)		
Career Record		17-5 (.773)		



All-Time Old Dominion Coaching Records

Coach	Years	Record	Pct.	Conf.	Pct.
Bobby Wilder	2009-	17-5	.773		

18 NATIONAL AWARD WINNERS

18 NATIONAL SEMIFINALISTS

9 NATIONAL CHAMPIONSHIP GAME APPEARANCES

5 NATIONAL CHAMPIONS

Old Dominion Monarchs -- By The Numbers...

2011 Team Information

Total No. of Starters Returning: 24

Offense: 11

- TE - Kai Blanco
- OL - Brandon Carr
- HB - Mario Crawford
- QB - Thomas DeMarco
- OL - Robbie Duncan
- WR - Reid Evans
- WR - Prentice Gill
- OL - Jack Lowney
- OL - Bryan Morrison
- WR - Marquel Thomas

Defense: 11

- DE - Chris Burnette
- DT - Ronnie Cameron
- CB - T.J. Cowart
- S - Paul Morant
- S - Carvin Powell
- DE - Andrew Turner
- LB - Craig Wilkins
- LB - J.J. Williams
- LB - Michael Williams

Special Teams: 2

- PK - Jarod Brown
- P - Jonathan Plisco

Total No. of Starters Lost: 2

Offense: 1

- OL - Tobin Cameron

Defense: 1

- DL - Deron Mayo

Special Teams: 0

NOTE: Special Teams include kickers and punters only.

2011 Newcomers

Name	Pos.	Ht./Wt.	Hometown/HS (Last School)
Jakwail Bailey	WR	5-11/180	Haddonfield, N.J./Paul VI
A.J. Bordley	CB	5-11/170	Va. Beach, Va./First Colonial
*David Born (R-Fr.)	OL	6-8/355	Bakersfield, Calif./West (Bakersfield College)
Brad Bradley	LB	6-0/190	Varina/Richmond, Va.
Taylor Heinicke	QB	6-1/195	Collins Hill/Atlanta, Ga.
Tyree Lee	RB	5-9/180	Hampton, Va./Phoebus
Rick Lovato	LS	6-2/225	Middletown South/Middletown, N.J.
Rob Mahan	LB	6-2/190	Merchantville, N.J./Winslow Township
Josh Mann	OL	6-4/280	Va. Beach, Va./Ocean Lakes
Aaron Matthews	CB	5-11/170	Hampton, Va./Kecoughtan
Connor Mewbourne	OL	6-4/265	Va. Beach, Va./First Colonial
*D.J. Morrell (So.)	OL	6-6/285	Norwalk, Conn./Norwalk (Dean JC)
*Nate Ong (So.)	QB	6-2/210	Escondido, Calif./San Pasqual (Palomar)
Reggie Owens	DB	6-0/185	Va. Beach, Va./Ocean Lakes
Kerry Spellman	WR	5-10/160	Chesapeake, Va./Indian River
Dontez Tyler	DE	6-4/220	Ahoskie, N.C./Hertford County

* Transfer Student-Athlete enrolled at Old Dominion Spring 2011

Year-By-Year Results

Year	Overall	Conference	Coach
2009	9-2		Bobby Wilder
2010	8-3		Bobby Wilder

5 NATIONAL CHAMPIONS

9 NATIONAL CHAMPIONSHIP GAME APPEARANCES

18 NATIONAL SEMIFINALISTS

18 NATIONAL AWARD WINNERS

Rhode Island Rams

Quick Facts

Location Kingston, R.I.
 Enrollment 15,591
 Nickname Rams
 Colors Light Blue, Dark Blue & White
 Website www.gorhody.com
 Stadium Meade Stadium
 Stadium Capacity 6,555
 Stadium Surface Natural Grass
 President Dr. David Dooley
 Athletics Director Thorr Bjorn
 Head Coach Joe Trainer
 Head Coach Alma Mater, Year Dickinson, 1990
 Football Contact Tom Symonds, Sports Communications Coordinator
 Football Contact Office Phone 401-874-2409
 Offensive Starters Returning/Lost 10/1
 Defensive Starters Returning/Lost 6/5



RAMS HEAD COACH
JOE TRAINER
2 SEASONS (2009-2010)

Collegiate Overall Record (Years) 19-36 (5 years)
 Record at CAA Football Schools (Years) 6-16 (2 years)
 Record in CAA Football Games (Years) 4-12 (2 years)

Rhode Island Coaching Staff

Ryan Crawford Defensive Coordinator
 Roy Istvan Offensive Coordinator/Offensive Line
 Eddie Allen Specials Teams Coordinator/Running Backs
 Liam Coen Quarterbacks
 Ari Confesor Wide Receivers
 Rapheal Dowdye Linebackers/Recruiting Coordinator
 Bob Griffin Tight Ends
 Brian Vaganek Defensive Line
 Doug Borsari Assistant Offensive Line
 Greg Jones Cornerbacks
 Mike Sirignano Strength and Conditioning

2010 Results (5-6, 4-4 CAA)

Home Stadium: Meade Stadium (6,555)


Home: 4-1 Away: 1-5 vs. Top 25 (TSN/F): 3-3 vs. Top 25 (Coach): 3-3
 Total Home Attendance: 23,068 Average Home Attendance: 4,614

Sept. 2	at Buffalo [TWCS]	L 0-31	16,273
Sept. 11	at Fordham	L 25-27	2,952
Sept. 18	*New Hampshire [CSN-NE/CSN-P/CSN-MA+] {8/8}	W 28-25	4,521
Oct. 2	Brown {rv/rv}	W 27-24 (10T)	7,622
Oct. 9	{rv/rv} *at William and Mary {4/5}	L 7-26	8,196
Oct. 16	*at Delaware {2/2}	L 17-24	22,576
Oct. 23	*Maine	L 23-28	4,625
Oct. 30	*at Towson	W 30-20	6,589
Nov. 6	*Villanova {3/3}	W 17-14	3,144
Nov. 13	{rv/-} *at Richmond {21/23}	L 6-15	8,136
Nov. 20	*Massachusetts {19/19}	W 37-34	3,156

CAA Team's Coaches & Sports Network Rankings listed prior to Opponent/Opponent's Coaches & Sports Network Rankings listed after Opponent at time game was played

2011 Schedule

Date	Opponent	Location	Series Record
Sept. 3	OPEN		
Sept. 10	at Syracuse	Syracuse, N.Y.	0-1
Sept. 17	*at Massachusetts	Amherst, Mass.	36-47-2
Sept. 24	FORDHAM	Kingston, R.I.	4-6
Oct. 1	at Brown	Providence, R.I.	26-67-2
Oct. 8	*OLD DOMINION	Kingston, R.I.	First Meeting
Oct. 15	*at Maine	Orono, Maine	34-52-3
Oct. 22	*DELAWARE	Kingston, R.I.	7-19
Oct. 29	*at New Hampshire	Durham, N.H.	27-52-5
Nov. 5	*WILLIAM AND MARY	Kingston, R.I.	2-12
Nov. 12	*at James Madison	Harrisonburg, Va.	3-6
Nov. 19	*TOWSON	Kingston, R.I.	6-5




18 NATIONAL AWARD WINNERS

18 NATIONAL SEMIFINALISTS

9 NATIONAL CHAMPIONSHIP GAME APPEARANCES

5 NATIONAL CHAMPIONS

Rhode Island Rams -- Top Returners




ANTHONY BASKERVILLE
NEWARK, N.J.
DEAN COLLEGE

WR	5-11	185	SR
----	------	-----	----

YEAR	GP	No.	Yds	TD	Long	Avg/G	Avg/C
2008 (Dean)	Played	Quarterback					
2009 (Dean)	Played	Quarterback					
2010	11	48	500	3	30	45.45	10.42
Career	11	48	500	3	30	45.45	10.42

- Selected All-CAA Third Team
- Ranked in the league's top 10 in receptions per game at the end of the 2010 regular season.
- Led the team in receptions (48) and receiving yards (500)
- Posted career-highs of nine catches and 109 receiving yards at home against Maine (10/23)
- Caught five-or-more passes in four games this season




WILLIE MCGINNIS
NORWICH, N.Y.
BAINBRIDGE-GUILFORD HIGH SCHOOL

DL	6-3	300	SR
----	-----	-----	----

YEAR	GP	S-A-Tackles	SK/TFL	Int	PBU	FF/FR
2008	12	13-19-32	0.5/3.5	0	1	0/1
2009	11	20-21-41	1.0/6.5	0	0	1/1
2010	11	17-24-41	3.0/10.5	0	0	2/1
Career	34	50-64-114	4.5/20.5	0	1	3/3


- Has started in the Rams' last 34 games at defensive tackle
- Named to the All-CAA Academic Team
- Registered a sack in each of his last three games to close out the 2010 season
- Ranked in the league's top 10 in tackles for loss at the end of the 2010 regular season
- Posted a career-high seven tackles at Richmond (11/13)
- Selected Special Teams Player of the Week (11/8)
- Blocked a punt and picked it up for a touchdown to seal the Rams' 17-14 win over defending national champion Villanova



KYLE BOGUMIL
MOUNTAIN TOP, PA.
CRESTWOOD HIGH SCHOOL

OL	6-6	280	SR
----	-----	-----	----

- Named All-CAA Third Team
- Has started in 22-consecutive games
- Helped the Rams to a 4-1 record at home
- Paved the way for a pair 200-yard rushing games



STEVE PROBST
NORTH MASSAPEQUA, N.Y.
HOFSTRA UNIVERSITY

QB	6-4	215	SR
----	-----	-----	----

YEAR	GP	----- Passing -----				--- Rushing ---				
		Comp.	Att.	Int.	Yds.	TD	Lg.	Att.	Yds.	TD
2008 (Hofstra)	6	102	170	10	951	7	27	74	291	1
2009 (Hofstra)	7	31	64	2	466	5	89	69	300	2
2010	11	194	337	12	1876	9	37	157	600	7
Career	24	327	571	24	3293	21	89	300	1191	10

- Enters his senior year as the league's top returning passer (170.5 ypg)
- Ranked third in the CAA in total offense, averaging 225.1 yards per game
- The only CAA quarterback to pass for over 1,800 yards and rush for over 600 yards
- Led the Rams to a 4-1 record at home in 2010
- Two-time CAA Offensive Player of the Week on Oct. 4 and on Nov. 8
- Became the first player in 23 games to rush for over 100 yards against Villanova
- Received the New England Gold Helmet Award on Oct. 6

5 NATIONAL CHAMPIONS
9 NATIONAL CHAMPIONSHIP GAME APPEARANCES
18 NATIONAL SEMIFINALISTS
18 NATIONAL AWARD WINNERS

Rhode Island Rams -- Head Coach Joe Trainer

Playing Career

1986-89 Dickinson College

Coaching Career

1990-91 Graduate Assistant/Linebackers, Temple University
 1992 Linebackers/Special Teams, Frostburg State University
 1993-94 Linebackers/Special Teams, Colgate University
 1995-96 Defensive Coordinator/Linebackers, University of New Haven
 1997-99 Linebackers, Villanova University
 2000-04 Defensive Coordinator, Villanova University
 2005-07 Head Coach, Millersville University
 2008 Associate Head Coach/Defensive Coordinator, University of Rhode Island
 2009 Assistant Head Coach, Bowling Green State University
 2009- Head Coach, University of Rhode Island

Personal

Birthdate

March 6, 1968

Hometown

Roslyn, Pa.

Alma Mater

Dickinson '90

Wife

Moreen

Children

Liam, Dillon, Keira



All-Time Rhode Island Coaching Records

Coach	Years	Record	Pct.	Conf.	Pct.
No Coach	1895-97	2-7	.222		
Marshall Tyler	1898-08	23-22-8	.509		
George Cobb	1909-11, 13-14	17-16-5	.513		
Robert Bingham	1912	6-3	.667		
Jim Baldwin	1915-16	6-9-1	.406		
Fred Murray	1917, 19	2-11-3	.154		
Frank Keaney	1920-40	70-87-12	.449		
Bill Beck	1941, 46-49	12-22-2	.353	1-11	.083
Paul Cieurzo	1942, 45	5-4	.556		
Hal Kopp	1950, 52-55	28-11-2	.718	15-5-1	.738
Ed Doherty	1951	3-5	.375	1-3	.250
Herb Maack	1956-60	17-22-2	.436	8-12-2	.409
John Chironna	1961-62	4-11-3	.267	2-7-1	.250
Jack Zilly	1963-69	21-41-2	.339	10-23-2	.314
Jack Gregory	1970-75	22-33-2	.400	13-18-1	.422
Bob Griffin	1976-92	79-107-1	.425	37-67	.356
Floyd Keith	1993-99	23-53	.303	17-39	.304
Tim Stowers	2000-07	33-57	.367	20-47	.299
Darren Rizzi	2008	3-9	.250	1-7	.125
Joe Trainer	2009-	6-16	.273	4-12	.250

Trainer's Year-By-Year Record

Year	School	Record	Conf./Finish	Postseason
2005	Millersville	5-6		
2006	Millersville	5-6		
2007	Millersville	3-8		
Millersville Totals		13-20 (.394)		
2009	Rhode Island	1-10	0-8/6th (North)	
2010	Rhode Island	5-6	4-4/T5th	
Rhode Island Totals		6-16 (.273)		
Career Totals		19-36 (.345)		

18 NATIONAL AWARD WINNERS

18 NATIONAL SEMIFINALISTS

9 NATIONAL CHAMPIONSHIP GAME APPEARANCES

5 NATIONAL CHAMPIONS

Rhode Island Rams -- By The Numbers...

2011 Team Information

Total No. of Starters Returning: 18

Offense: 10

.....	WR - Anthony Baskerville
.....	OL - Andrew Bellizaire
.....	OL - Kyle Bogumil
.....	WR - Ty Bynum
.....	OL - Kyle Elliott
.....	OL - Jason Foster
.....	OL - Matt Greenhalgh
.....	RB - Travis Hurd
.....	TE - Joe Migliarese
.....	QB - Steve Probst

Defense: 6

.....	DB - Devon Dace
.....	DB - Jordan Dalton
.....	DB - Stanley Dunbar
.....	DL - Willie McGinnis
.....	DL - Matt Rae
.....	DL - Matt Sheard

Special Teams: 2

.....	P - Tim Edger
.....	K - Louis Feinstein

Total No. of Starters Lost: 7

Offense: 2

.....	OL - Dave Valley
.....	FB - Anthony Ferrer

Defense: 5

.....	DL - Victor Adesanya
.....	LB - Matt Hansen
.....	LB - Joe Harris
.....	LB - Dan O'Connell
.....	DB - Jarrod Williams

Special Teams: 0

NOTE: Special Teams include kickers and punters only.

2011 Newcomers

Name	Pos.	Ht./Wt.	Hometown/HS (Last School)
Paul-Michael Barrows	DE	6-2/245	Rumson, N.J./Cheshire Academy
Andrew Bose	LB	6-2/230	Huntingtown, Md./Huntingtown H.S.
Clay Crume	LB	6-1/210	League City, Texas/Clear Creek H.S.
Greg Doutre	LB	6-2/215	Johnston, R.I./Johnston H.S.
Daril Geisser	WR	6-2/190	Warwick, R.I./Moses Brown H.S.
John Greenhalgh	OL	6-4/300	Chepachet, R.I./Ponaganset H.S.
Doug Johnson	LB	6-0/225	Warwick, R.I./Dean College
Andrew Kestenbaum	OL	6-4/305	Dartmouth, Mass./Dartmouth H.S.
Assani Mudimbi	RB	5-11/170	Takoma Park, Md./Montgomery Blair H.S.
Selwyn Nicholas	DB	6-3/195	Brooklyn, N.Y./Abraham Lincoln H.S.
Jordan Sebastian	DB	6-0/215	West Haven, Conn./The Hopkins School
Damen Vargas	DL	6-2/285	Hanford, Calif./College of the Sequoias

Year-By-Year Results

Year	Overall	Conference	Coach	Year	Overall	Conference	Coach
1895	1-1		None	1962	2-5-2	1-3-1	John Chironna
1896	0-4		None	1963	4-5	2-3	Jack Zilly
1897	1-2		None	1964	3-7	1-4	Jack Zilly
1898	5-0		Marshall Tyler	1965	2-7	1-4	Jack Zilly
1899	2-3-1		Marshall Tyler	1966	1-7-1	1-3-1	Jack Zilly
1900	0-2-1		Marshall Tyler	1967	6-2-1	2-2-1	Jack Zilly
1901	0-2		Marshall Tyler	1968	3-6	2-3	Jack Zilly
1903	2-4-1		Marshall Tyler	1969	2-7	1-4	Jack Zilly
1904	3-3-1		Marshall Tyler	1970	3-5	3-2	Jack Gregory
1905	3-3-1		Marshall Tyler	1971	3-6	2-3	Jack Gregory
1906	1-2-1		Marshall Tyler	1972	3-7	0-5	Jack Gregory
1907	3-1-2		Marshall Tyler	1973	6-2-2	4-1-1	Jack Gregory
1908	4-2		Marshall Tyler	1974	5-5	3-3	Jack Gregory
1909	3-4		George Cobb	1975	2-8	1-4	Jack Gregory
1910	5-1-1		George Cobb	1976	3-5	2-3	Bob Griffin
1911	5-2-1		George Cobb	1977	6-5	4-1	Bob Griffin
1912	6-3		Robert Bingham	1978	7-3	3-2	Bob Griffin
1913	2-6		George Cobb	1979	1-9-1	1-4	Bob Griffin
1914	2-3-3		George Cobb	1980	2-9	0-5	Bob Griffin
1915	3-5		Jim Baldwin	1981	6-6	4-1	Bob Griffin
1916	3-4-1		Jim Baldwin	1982	7-4	2-3	Bob Griffin
1917	2-4-2		Fred Murray	1983	6-4	2-3	Bob Griffin
1918		No schedule due to World War I		1984	10-3	4-1	Bob Griffin
1919	0-7-1		Fred Murray	1985	10-3	5-0	Bob Griffin
1920	0-4-4		Frank Keaney	1986	1-10	0-7	Bob Griffin
1921	3-5		Frank Keaney	1987	1-10	1-6	Bob Griffin
1922	4-4		Frank Keaney	1988	4-7	3-5	Bob Griffin
1923	1-5-1		Frank Keaney	1989	3-8	1-7	Bob Griffin
1924	0-7		Frank Keaney	1990	5-6	2-6	Bob Griffin
1925	2-5-1		Frank Keaney	1991	6-5	3-5	Bob Griffin
1926	1-6		Frank Keaney	1992	1-10	0-8	Bob Griffin
1927	5-3		Frank Keaney	1993	4-7	2-6	Floyd Keith
1928	2-7		Frank Keaney	1994	2-9	2-6	Floyd Keith
1929	5-2-1		Frank Keaney	1995	7-4	6-2	Floyd Keith
1930	5-2-1		Frank Keaney	1996	4-6	2-6	Floyd Keith
1931	4-4		Frank Keaney	1997	2-9	2-6	Floyd Keith
1932	2-5-1		Frank Keaney	1998	3-8	2-6	Floyd Keith
1933	6-2		Frank Keaney	1999	1-10	1-7	Floyd Keith
1934	6-3		Frank Keaney	2000	3-8	2-6	Tim Stowers
1935	4-4-1		Frank Keaney	2001	8-3	6-3	Tim Stowers
1936	5-4		Frank Keaney	2002	3-9	1-8	Tim Stowers
1937	3-4-1		Frank Keaney	2003	4-8	3-6	Tim Stowers
1938	4-4		Frank Keaney	2004	4-7	2-6	Tim Stowers
1939	3-4-1		Frank Keaney	2005	4-7	2-6	Tim Stowers
1940	5-3		Frank Keaney	2006	4-7	2-6	Tim Stowers
1941	5-2-1		Bill Beck	2007	3-8	2-6	Tim Stowers
1942	3-3		Paul Cieurzo	2008	3-9	1-7	Darren Rizzi
1943		No schedule due to World War II		2009	1-10	0-8	Joe Trainer
1944		No schedule due to World War II		2010	5-6	4-4	Joe Trainer
1945	2-1		Paul Cieurzo				
1946	2-4		Bill Beck				
1947	3-4	1-3	Bill Beck				
1948	2-4-1	1-3	Bill Beck				
1949	0-8	0-4	Bill Beck				
1950	3-5	2-2	Hal Kopp				
1951	3-5	1-3	Ed Doherty				
1952	7-1	3-1	Hal Kopp				
1953	6-2	3-1	Hal Kopp				
1954	6-2	3-1	Hal Kopp				
1955	6-1-2	4-0-1	Hal Kopp				
1956	2-6	1-4	Herb Maack				
1957	5-2-1	3-0-1	Herb Maack				
1958	4-4	2-2	Herb Maack				
1959	3-5-1	1-2-1	Herb Maack				
1960	3-5	1-4	Herb Maack				
1961	2-6-1	1-4	John Chironna				

5 NATIONAL CHAMPIONS

9 NATIONAL CHAMPIONSHIP GAME APPEARANCES

18 NATIONAL SEMIFINALISTS

18 NATIONAL AWARD WINNERS

18 NATIONAL AWARD WINNERS
18 NATIONAL SEMIFINALISTS
18 NATIONAL CHAMPIONSHIP GAME APPEARANCES
9 NATIONAL CHAMPIONS

Richmond Spiders

Quick Facts

Location	Richmond, Va.
Enrollment	2,950
Nickname	Spiders
Colors	Red & Blue
Website	www.richmondspiders.com
Stadium	E. Claiborne Robins Stadium
Stadium Capacity	8,700
Stadium Surface	Artificial Grass
President	Dr. Edward L. Ayers
Athletics Director	Jim Miller
Head Coach	Latrell Scott
Head Coach Alma Mater, Year	Hampton, 1999
Football Contact	Mike DeGeorge, Assistant Director/Athletic Public Relations
Football Contact Office Phone	804-287-6313
Offensive Starters Returning/Lost	8/3
Defensive Starters Returning/Lost	5/6

2010 Results (6-5, 4-4 CAA)

Home Stadium: Robins Stadium (8,700)

Home: 5-1	Away: 1-4	vs. Top 25 (TSN/F): 3-4	vs. Top 25 (Coach): 3-4
Total Home Attendance: 51,400	Average Home Attendance: 8,567		

Sept. 4 {6/6}	at Virginia [ESPN3]	L 13-34	54,146
Sept. 18 {9/9}	Elon {7/7}	W 27-21 (10T)	8,700
Sept. 25 {5/5}	*Delaware [TCN/CSN-NE] {7/6}	L 13-34	8,700
Oct. 2 {11/12}	Coastal Carolina	W 41-19	8,464
Oct. 9 {11/11}	*at New Hampshire [TCN/CSN-NE] {22/23}	L 0-17	12,095
Oct. 16 {20/19}	*at Massachusetts {8/8}	W 11-10	16,421
Oct. 23 {16/15}	*Towson	W 28-6	8,700
Oct. 30 {14/14}	*at Villanova [TCN] {5/5}	L 7-28	6,317
Nov. 6 {20/22}	*James Madison [CSN-MA/CSN-P] {22/23}	W 13-10 (10T)	8,700
Nov. 13 {21/23}	*Rhode Island {rv/-}	W 15-6	8,136
Nov. 20 {18/20}	*at William and Mary [TCN/COX11] {6/6}	L 3-41	12,259

CAA Team's Coaches & Sports Network Rankings listed prior to Opponent/Opponent's Coaches & Sports Network Rankings listed after Opponent at time game was played



SPIDERS HEAD COACH
LATRELL SCOTT
1 SEASON (2010)

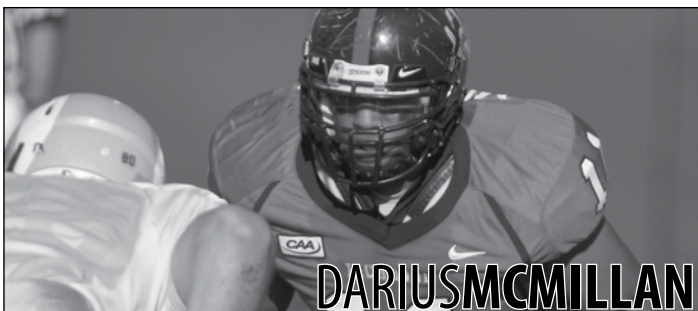
Collegiate Overall Record (Years)	6-5 (1 year)
Record at CAA Football Schools (Years)	6-5 (1 year)
Record in CAA Football Games (Years)	4-4 (1 year)

Richmond Coaching Staff


Wayne Lineburg	Offensive Coordinator/Quarterbacks
Bob Trott	Defensive Coordinator
Tripp Billingsley	Running Backs
Zohn Burden	Wide Receivers
Dave Legg	Cornerbacks/Special Teams Coordinator
Kevin Lewis	Defensive Line
Zac Lowe	Tight Ends
Bill Polin	Offensive Line
Byron Thweatt	Linebackers/Recruiting Coordinator
Derek Burrell	Assistant Linebackers
Penn Stephenson/Jerry Taylor	Offensive Intern/Defensive Intern
Chris Stewart	Director of Strength & Conditioning

2011 Schedule

Date	Opponent	Location	Series Record
Sept. 3	at Duke	Durham, N.C.	3-9
Sept. 10	WAGNER	Richmond, Va.	First Meeting
Sept. 17	VMI	Richmond, Va.	41-40-5
Sept. 24	*NEW HAMPSHIRE	Richmond, Va.	10-9
Oct. 1	*at James Madison	Harrisonburg, Va.	16-12
Oct. 8	*at Towson	Towson, Md.	5-2
Oct. 15	OPEN		
Oct. 22	*MAINE	Richmond, Va.	12-10
Oct. 29	*MASSACHUSETTS	Richmond, Va.	12-13
Nov. 5	*at Old Dominion	Norfolk, Va.	First Meeting
Nov. 12	*at Delaware	Newark, Del.	8-19
Nov. 19	*WILLIAM AND MARY	Richmond, Va.	55-60-5



Richmond Spiders -- Top Returners



AARON CORP
VILLA PARK, CALIF.
ORANGE LUTHERAN HIGH SCHOOL

QB	6-3	205	SR
----	-----	-----	----


YEAR	GP	----- Passing -----			--- Rushing ---			
		Comp.-Att.-Int.	Yds.	TD	Lg.	Att.	Yds.	TD
2008 (USC)	5	2-4-0	14	0	12	0	0	0
2009 (USC)	3	17-26-1	155	1	27	4	7	0
2010	5	67-123-4	645	3	47	19	51	0
Career	13	86-153-5	814	4	47	23	28	0

-- Started the first five games of the season after transferring from USC, but tore his ACL on the first series at New Hampshire (Oct. 9) and was done for the season. Richmond started four different QB in 2010 due to injury

-- Was 18-for-32 passing for 183 yards in the season-opener at Virginia. He followed that up with 207 yards passing and his first Spider TD as Richmond opened the new Robins Stadium with a 27-21 overtime win over No. 7 Elon

-- Was a Parade All-America coming out of high school and played two years at USC before transferring to Richmond

-- Is among the top NFL quarterback prospects in the FCS for 2011



TRE GRAY
CUERO, TEXAS
CUERO HIGH SCHOOL

WR	5-10	175	SR
----	------	-----	----

YEAR	GP	No.	Yds	TD	Long	Avg/G	Avg/C
2008	16	59	723	4	51	45.19	12.25
2009	13	51	713	4	44	54.85	13.98
2010	10	38	478	2	41	47.80	12.58
Career	39	148	1914	10	51	49.08	12.93


-- Has reeled in 148 career catches for 1,914 yards and enters his senior campaign needing 51 receptions and 756 yards to break the Spiders' respective career records

-- Although his production was down in 2010 as Richmond rotated four different starting quarterbacks due to injury, Gray was still honored as a First Team All-Conference receiver

-- Has earned All-CAA Football honors in back-to-back seasons after being a Third Team pick in 2009

-- Gray reeled in eight catches for 91 yards at Virginia and had five catches for 86 yards and a TD in a win over No. 22 James Madison

-- His other TD grab of the season came in dramatic fashion at No. 8 UMass as fourth-string, true freshman QB Montel White hit Gray with nine seconds left to beat the Minutemen, 11-10



TREMAYNE GRAHAM
TUCKER, GA.
PARKVIEW HIGH SCHOOL

DB	5-10	185	SR
----	------	-----	----


YEAR	GP	S-A-Tackles	SK/TFL	Int	PBU	FF/FR
2008	15	12-5-17	0.0/1.0	0	0	1/0
2009	13	22-16-38	1.0/3.5	2	4	0/0
2010	11	43-27-70	1.0/1.5	3	5	1/1
Career	39	77-48-125	2.0/6.0	5	9	2/1

-- Started all 11 games at defensive back in 2010 and finished sixth on the team with a career-high 70 tackles, while his three interceptions were second-most

-- Had a career game in the Towson win as he totaled a career-high 10 tackles (nine solo), a TFL, forced a fumble and recorded an interception. His other INTs came in victories over Massachusetts and Rhode Island

-- All five of his career interceptions have come in games won by Richmond

-- Ran outdoor track for the Spiders and was the bronze-medalist in the 100m dash at the A-10 Championship in a time of 10.74



DARIUS MCMILLAN
HAMPTON, VA.
PHOEBUS HIGH SCHOOL

LB	5-11	215	JR
----	------	-----	----

YEAR	GP	S-A-Tackles	SK/TFL	Int	PBU	FF/FR
2009	11	8-9-17	1.0/1.5	0	0	0/0
2010	13	27-62-89	2.0/5.0	0	2	2/3
Career	23	35-71-106	3.0/6.5	0	2	2/3

-- Richmond's leading returning tackler in 2011, after making 89 stops in 10 games in 2010

-- Will anchor the linebackers in 2011 following the graduation of CAA Football Defensive Player of the Year Eric McBride and Patrick Weldon

-- His 89 tackles were ranked 18th-most in the league (14th-most among linebackers), while his three fumble recoveries were tied for the league lead

-- Made a career-best 14 tackles in the James Madison win and followed that up the next week with 10 stops, 1.5 TFL a half sack and forced fumble and a fumble recovery in the Rhode Island win

5 NATIONAL CHAMPIONS

9 NATIONAL CHAMPIONSHIP GAME APPEARANCES

18 NATIONAL SEMIFINALISTS

18 NATIONAL AWARD WINNERS

Richmond Spiders -- Head Coach Latrell Scott

Playing Career

1994-98 Hampton University

Coaching Career

1999-00 Fork Union Military Academy
 2001 Wide Receivers, Western Carolina University
 2002-04 Wide Receivers, Virginia Military Institute
 2005-06 Wide Receivers/Recruiting Coordinator, University of Richmond
 2007 Assistant Head Coach/Wide Receivers/Recruiting Coordinator, University of Richmond
 2008 Wide Receivers, University of Tennessee
 2009 Wide Receivers, University of Virginia
 2010- Head Coach, University of Richmond

Personal

Birthdate

July 17, 1975

Hometown

Richmond, Va.

Alma Mater

Hampton '99

Wife

Brandi

Scott's Year-By-Year Record

Year	School	Record	Conf./Finish	Postseason
2010	Richmond	6-5	4-4/T5th	
Richmond Totals		6-5 (.545)		
Career Totals		6-5 (.545)		



All-Time Richmond Coaching Records

Coach	Years	Record	Pct.	Conf.	Pct.
M.C. Taylor	1881	2-0	1.000		
C.M. Hazen	1882, 85-86, 88	4-4	.500		
H.R. Hundley	1887	1-1	.500		
Frank Johnson	1889	1-2	.333		
C.T. Taylor	1890	0-3	.000		
Dana Rucker	1891, 93-95	3-13-3	.188		
Penwick Shelton	1892	2-3	.400		
Bill Wertenbaker	1897	3-5	.375		
O.L. Owen	1898	3-3-1	.500		
Julian Hill	1899	2-2	.500		
Edward Kenna	1900	3-4	.429		
Garnett Nelson	1901	1-5	.167		
Graham Hobson	1902	3-3	.500		
Fred Vail	1903	6-3-1	.600		
Harry Wail	1904	1-5	.167		
E.A. Dunlop, Jr.	1905-09, 12	18-32-5	.373		
E.V. Long	1910	1-6-1	.143		
Sam Honaker	1911	0-6-2	.000		
Frank Dobson	1913-17, 19-33	79-78-18	.503		
Robert Marshall	1918	3-1-1	.750		
Glenn Thistlethwaite	1934-41	41-26-9	.586		
John Fenlon	1942, 46-47	12-15-3	.444		
Malcolm Pitt	1943-44	8-7	.533		
George Hope	1945	2-6	.250		
Karl Esleeck	1948-50	10-18-2	.357		
Edwin Merrick	1951-65	53-87-6	.379		
Frank Jones	1966-73	44-38	.537		
Jim Tait	1974-79	21-44	.323		
Dal Shealy	1980-88	43-57	.430	11-11	.500
Jim Marshall	1989-94	19-47	.288	12-36	.250
Jim Reid	1995-03	48-53-1	.475	35-40	.467
Dave Clawson	2004-07	29-20	.592	19-13	.594
Mike London	2008-09	24-5	.828	13-3	.813
Latrell Scott	2010-	6-5	.545	4-4	.500

18 NATIONAL AWARD WINNERS

18 NATIONAL SEMIFINALISTS

9 NATIONAL CHAMPIONSHIP GAME APPEARANCES

5 NATIONAL CHAMPIONS

Richmond Spiders -- By The Numbers...

2011 Team Information

Total No. of Starters Returning: 15

Offense: 8

.....QB - Aaron Corp
.....WR - Ben Edwards
.....TE - Kevin Finney
.....FB - Kendall Gaskins
.....OL - Ryan Goss
.....WR - Tre Gray
.....OL - Richard Muldow
.....OL - Mark Speir

Defense: 5

.....DB - Tremayne Graham
.....DL - Corey Jackson
.....LB - Darius McMillan
.....DB - Colin Pehanick
.....DL - Brandon Scott

Special Teams: 2

.....P - Nick Hicks
.....PK - Wil Kamin

Total No. of Starters Lost: 8

Offense: 3

.....RB - Tyler Kirchoff
.....OL - Drew Lachenmayer
.....OL - Jason Sakoian

Defense: 5

.....DL - Casey Cooley
.....LB - Eric McBride
.....DL - Martin Parker
.....DB - Max Prokell
.....DB - Justin Rogers
.....LB - Patrick Weldon

Special Teams: 0

NOTE: Special Teams include kickers and punters only.

2011 Newcomers

Name	Pos.	Ht./Wt.	Hometown/HS (Last School)
Mylon Blueford	CB	5-10/170	Chesapeake, Va./Oscar Smith HS
Cormac Craigie	QB	6-2/200	Piedmont, Calif./Trinity-Pawling (N.Y.)
Adam Farley	DL	6-2/315	Charlotte, N.C./Charlotte Catholic HS
Seth Fisher	FB/LB	6-1/220	Salem, Va./Salem HS
Terrence Fullum	DL	6-2/265	Bethesda, Md./Landon School
Justin Grant	ATH	6-1/190	Franklin, Va./Franklin HS
Austin Gund	OL	6-3/290	Washington, D.C./Gonzaga College HS
Caleb High	OL	6-4/270	Raleigh, N.C./Millbrook HS
Irabor Imobisa	OL	6-3/300	Chesterfield, Va./Meadowbrook HS
Trevor Jones	ATH	5-11/185	Charles City, Va./Charles City HS
Dominique Miller	ATH	5-10/160	Woodbridge, Va./C.D. Hylton HS
Keevon Newsome	DL	6-2/235	Portsmouth, Va./Hargrave Military Academy
Nick Ritcher	OL	6-6/270	Raleigh, N.C./Ravenscroft School
Aaron Roane	LB	6-2/200	West Point, Va./West Point HS
*Cooper Taylor	S	6-5/220	Atlanta, Ga./Marist School (Georgia Tech)
Sedale Young	OL	6-4/290	Roanoke, Va./William Fleming HS
Justin Williamson	DE	6-4/225	Hampton, Va./Phoebus HS

* Transfer Student-Athlete enrolled at Richmond Spring 2011

Year-By-Year Results

Year	Overall	Conference	Coach	Year	Overall	Conference	Coach
1881	2-0		M.C. Taylor	1947	3-7		John Fenlon
1882	1-0		C.M. Hazen	1948	5-3-2		Karl Esleeck
1883			No schedule	1949	3-7		Karl Esleeck
1884			No schedule	1950	2-8		Karl Esleeck
1885	1-1		C.M. Hazen	1951	3-8		Ed Merrick
1886	1-1		C.M. Hazen	1952	1-9		Ed Merrick
1887	1-1		H.R. Hundley	1953	5-3-1		Ed Merrick
1888	1-2		C.M. Hazen	1954	5-4		Ed Merrick
1889	1-2		Frank Johnson	1955	4-3-2		Ed Merrick
1890	0-3		C.T. Taylor	1956	4-5		Ed Merrick
1891	0-2		Dana Rucker	1957	4-6		Ed Merrick
1892	2-3		Penwick Shelton	1958	3-7		Ed Merrick
1893	3-2		Dana Rucker	1959	4-5-1		Ed Merrick
1894	0-4-2		Dana Rucker	1960	3-6-1		Ed Merrick
1895	0-5-1		Dana Rucker	1961	5-5		Ed Merrick
1896			No schedule	1962	6-3		Ed Merrick
1897	3-5		Bill Wertenbaker	1963	3-6-1		Ed Merrick
1898	3-3-1		O.L. Owen	1964	3-7		Ed Merrick
1899	2-2		Julian Hill	1965	0-10		Ed Merrick
1900	3-4		Edward Kenna	1966	2-8		Frank Jones
1901	1-5		Garnett Nelson	1967	5-5		Frank Jones
1902	3-3		Graham Hobson	1968	8-3		Frank Jones
1903	6-3-1		Fred Vail	1969	6-4		Frank Jones
1904	1-5		Henry Wall	1970	4-6		Frank Jones
1905	3-4-2		E.A. Dunlop, Jr.	1971	5-6		Frank Jones
1906	5-5-1		E.A. Dunlop, Jr.	1972	6-4		Frank Jones
1907	3-6		E.A. Dunlop, Jr.	1973	8-2		Frank Jones
1908	3-5		E.A. Dunlop, Jr.	1974	5-5		Jim Tait
1909	3-5-2		E.A. Dunlop, Jr.	1975	5-6		Jim Tait
1910	1-6-1		E.V. Long	1976	5-6		Jim Tait
1911	0-6-2		Sam Honaker	1977	3-8		Jim Tait
1912	1-7		E.A. Dunlop, Jr.	1978	3-8		Jim Tait
1913	5-3-1		Frank Dobson	1979	0-11		Jim Tait
1914	5-4		Frank Dobson	1980	5-6		Dal Shealy
1915	4-4-1		Frank Dobson	1981	4-7		Dal Shealy
1916	5-4-2		Frank Dobson	1982	0-10		Dal Shealy
1917	4-2-1		Frank Dobson	1983	3-8		Dal Shealy
1918	3-1-1		Robert Marshall	1984	8-4		Dal Shealy
1919	5-2-2		Frank Dobson	1985	8-3		Dal Shealy
1920	6-2		Frank Dobson	1986	4-7	3-4	Dal Shealy
1921	4-3-1		Frank Dobson	1987	7-5	6-1	Dal Shealy
1922	6-2-1		Frank Dobson	1988	4-7	2-6	Dal Shealy
1923	3-5		Frank Dobson	1989	1-10	0-8	Jim Marshall
1924	2-6-1		Frank Dobson	1990	1-10	1-7	Jim Marshall
1925	3-6		Frank Dobson	1991	2-9	2-6	Jim Marshall
1926	2-7		Frank Dobson	1992	7-4	5-3	Jim Marshall
1927	4-4-1		Frank Dobson	1993	5-6	3-5	Jim Marshall
1928	3-4-2		Frank Dobson	1994	3-8	1-7	Jim Marshall
1929	3-5-1		Frank Dobson	1995	7-3-1	5-3	Jim Reid
1930	2-4-2		Frank Dobson	1996	2-9	1-7	Jim Reid
1931	4-5		Frank Dobson	1997	6-5	4-4	Jim Reid
1932	4-2-2		Frank Dobson	1998	9-3	7-1	Jim Reid
1933	5-4		Frank Dobson	1999	5-6	3-5	Jim Reid
1934	8-1		Glenn Thistlewaite	2000	10-3	7-1	Jim Reid
1935	3-3-3		Glenn Thistlewaite	2001	3-8	3-6	Jim Reid
1936	4-4-2		Glenn Thistlewaite	2002	4-7	4-5	Jim Reid
1937	5-4-1		Glenn Thistlewaite	2003	2-9	1-8	Jim Reid
1938	6-3-1		Glenn Thistlewaite	2004	3-8	2-6	Dave Clawson
1939	7-1-2		Glenn Thistlewaite	2005	9-4	7-1	Dave Clawson
1940	6-3		Glenn Thistlewaite	2006	6-5	3-5	Dave Clawson
1941	2-7		Glenn Thistlewaite	2007	11-3	7-1	Dave Clawson
1942	3-6-1		John Fenlon	2008	13-3	6-2	Mike London
1943	6-1		Malcolm Pitt	2009	11-2	7-1	Mike London
1944	2-6		Malcolm Pitt	2010	6-5	4-4	Latrell Scott
1945	2-6		George Hope				
1946	6-2-2		John Fenlon				

5 NATIONAL CHAMPIONS

9 NATIONAL CHAMPIONSHIP GAME APPEARANCES

18 NATIONAL SEMIFINALISTS

18 NATIONAL AWARD WINNERS

18 NATIONAL AWARD WINNERS
18 NATIONAL SEMIFINALISTS
9 NATIONAL CHAMPIONSHIP GAME APPEARANCES
5 NATIONAL CHAMPIONS

Towson Tigers

Quick Facts

Location	Towson, Md.
Enrollment	21,111
Nickname	Tigers
Colors	Black, White & Gold
Website	www.towsontigers.com
Stadium	Minnegan Field at Johnny Unitas Stadium
Stadium Capacity	11,198
Stadium Surface	Artificial Grass
President	Dr. Marcia G. Welsh (Interim)
Athletics Director	Mike Waddell
Head Coach	Rob Ambrose
Head Coach Alma Mater, Year	Towson, 1993
Football Contact	Dan O'Connell, Associate Director/Media Relations
Football Contact Office Phone	410-704-3102
Offensive Starters Returning/Lost	8/3
Defensive Starters Returning/Lost	7/4

2010 Results (1-10, 0-8 CAA)

Home Stadium: Unitas Stadium (11,198)

Home: 1-4	Away: 0-6	vs. Top 25 (TSN/F): 0-6	vs. Top 25 (Coach): 0-6
Total Home Attendance: 35,535	Average Home Attendance: 7,107		

Sept. 2	at Indiana [B10]	L 17-51	35,242
Sept. 11	Coastal Carolina	W 47-45 (SOT)	8,990
Sept. 18	*at Villanova [TCN/CSS] {1/2}	L 7-43	12,111
Sept. 25	at Columbia	L 10-24	2,643
Oct. 2	*Massachusetts {8/8}	L 14-27	5,560
Oct. 9	*James Madison {7/6}	L 13-17	9,049
Oct. 23	*at Richmond {16/15}	L 6-28	8,700
Oct. 30	*Rhode Island	L 20-30	6,589
Nov. 6	*at Delaware {5/4}	L 0-48	21,603
Nov. 13	*Maine	L 18-28	5,347
Nov. 20	*at New Hampshire {14/13}	L 19-38	5,003

CAA Team's Coaches & Sports Network Rankings listed prior to Opponent/Opponent's Coaches & Sports Network Rankings listed after Opponent at time game was played



TIGERS HEAD COACH
ROB AMBROSE
2 SEASONS (2009-2010)

Collegiate Overall Record (Years)	6-26 (3 years)
Record at CAA Football Schools (Years)	3-19 (2 years)
Record in CAA Football Games (Years)	1-15 (2 years)

Towson Coaching Staff


Matt Hachmann	Defensive Coordinator
John Donatelli	Offensive Line
James Vollono	Tight Ends/Special Teams Assistant
Jared Ambrose	Quarterbacks
Reno Ferri	Running Backs
Dassin Blackwell	Wide Receivers
Brian Fleury	Secondary/Special Teams
Derrick Johnson	Cornerbacks
Ganute Curtis	Defensive Line
Konstantinos Kosmakos	Outside Linebackers
Jeremy Pick	Strength and Conditioning

2011 Schedule

Date	Opponent	Location	Series Record
Sept. 3	MORGAN STATE	Towson, Md.	16-6
Sept. 10	*VILLANOVA	Towson, Md.	2-5
Sept. 17	OPEN		
Sept. 24	COLGATE	Towson, Md.	0-9
Oct. 1	at Maryland	College Park, Md.	First Meeting
Oct. 8	*RICHMOND	Towson, Md.	2-5
Oct. 15	*at Old Dominion	Norfolk, Va.	First Meeting
Oct. 22	*at William and Mary	Williamsburg, Va.	0-7
Oct. 29	*DELAWARE	Towson, Md.	4-8
Nov. 5	*at Maine	Orono, Maine	3-6
Nov. 12	*NEW HAMPSHIRE	Towson, Md.	0-7
Nov. 19	*at Rhode Island	Kingston, R.I.	5-6



Towson Tigers -- Top Returners




FRANK BELTRE
 RANDOLPH, N.J.
 RANDOLPH HIGH SCHOOL

DL	6-2	225	JR
----	-----	-----	----

YEAR	GP	S-A-Tackles	SK/TFL	Int	PBU	FF/FR
2009	11	20-23-43	2.0/6.0	0	0	0/0
2010	11	35-50-85	0.0/12.5	0	0	0/0
Career	22	55-73-128	2.0/18.5	0	1	0/0

- Finished second on team with 85 tackles
- Ranked second among CAA Football defensive linemen with 85 tackles in 11 games
- Made 12.5 tackles for lost yardage, sixth in the CAA
- Ranked 23rd in CAA Football in tackles
- Made career high 13 tackles against James Madison in narrow loss
- Had 13 tackles against Maine, including three for lost yardage
- Honored as Tigers' Special Teams Player of the Year as a freshman in 2009
- Has made 128 tackles in career with 18.5 tackles for lost yardage




KYLE POLK
 PISCATAWAY, N.J.
 PISCATAWAY HIGH SCHOOL

LB	6-1	205	SO
----	-----	-----	----

YEAR	GP	S-A-Tackles	SK/TFL	Int	PBU	FF/FR
2010	11	20-32-52	2.0/7.0	0	1	1/0
Career	11	20-32-52	2.0/7.0	0	1	1/0

- Starter in nine games at middle linebacker as a true freshman for the Tigers
- Finished eighth on the team with 52 tackles
- Made seven tackles for lost yardage and had two sacks
- Named as CAA Rookie of the Week after career high 13 tackles against Rhode Island
- Had two quarterback sacks and broke up a pass against URI
- Made four tackles and forced a fumble in five-overtime win over Coastal Carolina
- Contributed nine tackles in Tigers' loss to Massachusetts
- Had six tackles at New Hampshire in season finale




JORDAN DANGERFIELD
 ROYAL PALM BEACH, FLA.
 PALM BEACH HIGH SCHOOL

DB	5-11	185	JR
----	------	-----	----

YEAR	GP	S-A-Tackles	SK/TFL	Int	PBU	FF/FR
2009 (Hofstra)	8	16-7-23	0.0/0.0	2	0	0/0
2010	11	50-46-96	1.5/4.0	0	5	2/1
Career	19	66-53-119	1.5/4.0	2	5	2/1

- Transfer from Hofstra who started all 11 games in first season with the Tigers
- Led Tigers with 96 tackles in 11 games
- Averaged 8.7 tackles per game to lead all CAA Football defensive backs in tackles/game
- Led Tigers with two forced fumble and recovered one fumble
- Tied for 12th in the CAA in tackles
- Tigers' leading tackler in five games
- Made nine tackles and broke up potential game-tying two-point conversion pass in fifth overtime in victory over Coastal Carolina



TOM RYAN
 PHILADELPHIA, PA.
 FATHER JUDGE HIGH SCHOOL

WR	6-3	205	JR
----	-----	-----	----

YEAR	GP	No.	Yds	TD	Long	Avg/G	Avg/C
2009	10	18	190	0	36	19.00	10.56
2010	7	26	245	2	23	35.00	9.42
Career	17	44	435	2	36	25.59	9.89

- Very tough wide receiver who has started nine of 17 games the last two seasons
- Has caught 44 passes for 435 yards and two touchdowns in first two years
- Missed four games with sprained ankle in 2010
- Tigers' third-leading receiver with 26 catches for 245 yards and two TD's last year
- Caught first career TD pass at Indiana in season opener
- Caught four passes for 19 yards and a touchdown in win over Coastal Carolina, including a two-yard TD reception in corner of end zone with 25 seconds left to cap off 70-yard drive and send game into overtime. Recorded three punt returns for 65 yards in the Coastal win.
- Had a career high seven receptions for 77 yards against Rhode Island
- Caught 18 passes for 190 yards as a freshman

5 NATIONAL CHAMPIONS
 9 NATIONAL CHAMPIONSHIP GAME APPEARANCES
 18 NATIONAL SEMIFINALISTS
 18 NATIONAL AWARD WINNERS

Towson Tigers -- Head Coach Rob Ambrose

Playing Career

1989-91Towson University

Coaching Career

1992-93Wide Receivers, Towson University
 1994-96Wide Receivers/Recruiting Coordinator, Towson University
 1997-99Offensive Coordinator, Towson University
 2000Associate Head Coach/Offensive Coordinator, Towson University
 2001Head Coach, Catholic University
 2002-04Quarterbacks, University of Connecticut
 2005-08Offensive Coordinator, University of Connecticut
 2009-Head Coach, Towson University

Personal

Birthdate

July 30, 1970

Hometown

Skokie, Ill.

Alma Mater

Towson '93

Wife

Melissa

Children

Grace, Riley



Ambrose's Year-By-Year Record

Year	School	Record	Conf./Finish	Postseason
2001	Catholic	3-7		
Catholic Totals		3-7 (.300)		
2009	Towson	2-9	1-7/6th (South)	
2010	Towson	1-10	0-8/10th	
Towson Totals		3-19 (.136)		
Career Record		6-26 (.188)		

All-Time Towson Coaching Records

Coach	Years	Record	Pct.	Conf.	Pct.
Carl Runk	1969-71	11-14-1	.397		
Phil Albert	1972-91	117-91-3	.562		
Gordy Combs	1992-08	92-90	.505	9-31	.225
Rob Ambrose	2009-	3-19	.136	1-15	.063

18 NATIONAL AWARD WINNERS

18 NATIONAL SEMIFINALISTS

9 NATIONAL CHAMPIONSHIP GAME APPEARANCES

5 NATIONAL CHAMPIONS

Towson Tigers -- By The Numbers...

2011 Team Information

Total No. of Starters Returning: 16

Offense: 8

- QB - Peter Athens (starter in 2009, sat out last season - injury)
- WR - Erron Banks
- TB - Tremayne Dameron
- OL - John Esposito
- OL - Henry Glackin
- OL - Eric Pike
- OL - Doug Shaw
- FB - Tyler Wharton

Defense: 7

- DL - Frank Beltre
- DB - Jordan Dangerfield
- DL - Matt Morgan
- DB - Nick Oates
- LB - Kyle Polk
- DL - Marcus Valentine
- LB - Trevor Walker

Special Teams: 1

- P - D.J. Soven

Total No. of Starters Lost: 10

Offense: 4

- QB - Bart Blanchard
- TE - Ryan Hanley
- OL - Dan Hurley
- WR - Hakeem Moore

Defense: 4

- DL - Yaky Ibia
- LB - Donte Blakey
- DB - Jeremy Gardner
- DB - Ollie Thomas

Special Teams: 1

- PK - Nick Wallace

NOTE: Special Teams include kickers and punters only.

2011 Newcomers

Name	Pos.	Ht./Wt.	High School (Previous School)/Hometown
Olatungie Coker	DE	6-2/232	Largo H.S./Largo, Md.
Jared Dangerfield	WR	6-2/180	Royal Palm Beach H.S./Royal Palm Beach, Fla.
Jon Desir	DT	6-4/300	St. Anthony's H.S./Westbury, N.Y.
Walter Dunston	DB	5-11/195	West Windsor Plainsboro/North West Windsor, N.J.
Jarred Evans	QB	6-3/175	West Philadelphia Catholic/Jamaica, N.Y.
Connor Frazier	QB	6-0/190	Damascus H.S./Gaithersburg, Md.
Jalil Gordon	DB	5-11/180	Carroll H.S./South Lake, Texas
Syd Holt	DE	6-4/210	Sayreville War Memorial H.S./South Amboy, N.J.
Stefan Janik	DE	6-3/230	Calvert Hall H.S./Sparks, Md.
Dreon Johnson	FB	6-0/235	Mayde Creek H.S./Houston, Texas
Kelly Linden	LS	5-11/165	Bishop Moore Catholic H.S./Windermere, Fla.
Price Litton	QB	6-3/215	Providence Day School/Matthews, N.C.
Joe McCargo	LB	6-0/193	Old Mill H.S./Severn, Md.
Sean Mooney	TE	6-6/220	Malvern Prep/Chester Springs, Pa.
*Sterlin Phifer	RB	5-11/215	Landstown H.S. (Boston Coll.)/Virginia Beach, Va.
Mac Sanders	WR	5-11/185	Providence Day School/Charlotte, N.C.
Jake Schunke	OT	6-5/270	Wayne Hills H.S./Wayne, N.J.
Tyreek Smith	CB	6-0/170	Wakefield H.S./Raleigh, N.C.
Spencer Sutton	OL	6-5/300	Calvert Hall H.S./Westminster, Md.
Terrance West	RB	5-11/220	Northwestern H.S./Baltimore, Md.

* Transfer Student-Athlete enrolled at Towson Spring 2011

Year-By-Year Results

Year	Overall	Conference	Coach
1969	4-4-1		Carl Runk
1970	6-2		Carl Runk
1971	1-8		Carl Runk
1972	1-9		Phil Albert
1973	4-4		Phil Albert
1974	10-0		Phil Albert
1975	6-4		Phil Albert
1976	10-3		Phil Albert
1977	5-4-1		Phil Albert
1978	7-3		Phil Albert
1979	9-1		Phil Albert
1980	5-5		Phil Albert
1981	5-5		Phil Albert
1982	7-4		Phil Albert
1983	10-2		Phil Albert
1984	9-4		Phil Albert
1985	7-2-1		Phil Albert
1986	8-3-1		Phil Albert
1987	4-6		Phil Albert
1988	5-5		Phil Albert
1989	2-8		Phil Albert
1990	2-9		Phil Albert
1991	1-10		Phil Albert
1992	5-5		Gordy Combs
1993	8-2		Gordy Combs
1994	8-2		Gordy Combs
1995	6-4		Gordy Combs
1996	6-4		Gordy Combs
1997	3-7		Gordy Combs
1998	5-6		Gordy Combs
1999	7-4		Gordy Combs
2000	7-4		Gordy Combs
2001	3-7		Gordy Combs
2002	6-5		Gordy Combs
2003	6-6		Gordy Combs
2004	3-8	0-8	Gordy Combs
2005	6-5	3-5	Gordy Combs
2006	7-4	4-4	Gordy Combs
2007	3-8	1-7	Gordy Combs
2008	3-9	1-7	Gordy Combs
2009	2-9	1-7	Rob Ambrose
2010	1-10	0-8	Rob Ambrose

5 NATIONAL CHAMPIONS

9 NATIONAL CHAMPIONSHIP GAME APPEARANCES

18 NATIONAL SEMIFINALISTS

18 NATIONAL AWARD WINNERS

18 NATIONAL AWARD WINNERS
18 NATIONAL SEMIFINALISTS
18 NATIONAL CHAMPIONSHIP GAME APPEARANCES
9 NATIONAL CHAMPIONS

Villanova Wildcats

Quick Facts

Location Villanova, Pa.
 Enrollment 6,240
 Nickname Wildcats
 Colors Blue & White
 Website www.villanova.com
 Stadium Villanova Stadium
 Stadium Capacity 12,000
 Stadium Surface Artificial Grass
 President Rev. Peter M. Donohue, OSA
 Athletics Director Vince Nicastro
 Head Coach Andy Talley
 Head Coach Alma Mater, Year Southern Connecticut, 1967
 Football Contact Dean Kenefick, Associate Athletics Director/Communications
 Football Contact Office Phone 610-519-6514
 Offensive Starters Returning/Lost 5/6
 Defensive Starters Returning/Lost 5/6

2010 Results (9-5, 5-3 CAA)

Home Stadium: Villanova Stadium (12,000)

Home: 4-1 Away: 5-4 vs. Top 25 (TSN/F): 6-3 vs. Top 25 (Coach): 5-3
 Total Home Attendance: 42,865 Average Home Attendance: 8,573

Sept. 3	{1/1}	at Temple [ESPN3]	L 24-31	32,193
Sept. 11	{2/4}	at Lehigh [FCSA] {rv/-}	W 35-0	8,168
Sept. 18	{1/2}	*Towson [TCN/CSS]	W 43-7	12,111
Sept. 25	{1/2}	Penn [TCN] {24/rv}	W 22-10	8,117
Oct. 2	{1/2}	*at W&M [CSN-MA/MYPHL-17/CSN-NE/CSS/CSN-P] {7/7}	L 24-31	12,259
Oct. 16	{6/7}	*at Maine [CSN-NE/CSN-P] {rv/-}	W 48-18	5,890
Oct. 23	{6/6}	*James Madison {11/11}	W 14-7	9,217
Oct. 30	{5/5}	*Richmond [TCN] {14/14}	W 28-7	6,317
Nov. 6	{3/3}	*at Rhode Island	L 14-17	3,144
Nov. 13	{9/9}	*New Hampshire [TCN/CSN-NE] {17/15}	L 24-31	7,103
Nov. 20	{15/15}	*at Delaware [TCN] {1/1}	W 28-21 (10T)	22,891
Dec. 4	{10/11}	at Stephen F. Austin [ESPNGP/ESPN3/MASN/CW57] {3/2}	W 54-24	4,938
Dec. 11	{10/11}	at Appalachian State [ESPN/ESPNHD/ESPN3] {2/3}	W 42-24	15,706
Dec. 17	{10/11}	at Eastern Washington [ESPN2/ESPN2HD/ESPN3] {1/1}	L 31-41	6,600

CAA Team's Coaches & Sports Network Rankings listed prior to Opponent/Opponent's Coaches & Sports Network Rankings listed after Opponent at time game was played



WILDCATS HEAD COACH
ANDY TALLEY
26 SEASONS (1985-2010)

Collegiate Overall Record (Years) 216-125-2 (31 years)
 Record at CAA Football Schools (Years) 188-107-1 (26 years)
 Record in CAA Football Games (Years) 112-75 (26 years)

Villanova Coaching Staff


Mark Ferrante Assistant Head Coach/Offensive Line
 Sam Venuto Offensive Coordinator/Quarterbacks
 Mark Reardon Defensive Coordinator/Secondary
 Brian Flinn Wide Receivers/Recruiting Coordinator
 Billy Crocker Linebackers/Special Teams Coordinator
 Dave Sollazzo Defensive Line
 Darrius Smith Running Back/Tight Ends
 David Riede Cornerbacks/Coordinator of Football Recruiting
 Nick Kray Offensive Assistant
 Justus Galac Strength and Conditioning

2011 Schedule

Date	Opponent	Location	Series Record
Sept. 1	at Temple	Philadelphia, Pa.	15-13-2
Sept. 10	*at Towson	Towson, Md.	5-2
Sept. 17	MONMOUTH	Villanova, Pa.	First Meeting
Sept. 24	at Penn	Philadelphia, Pa.	10-5
Oct. 1	*WILLIAM AND MARY	Villanova, Pa.	13-15-1
Oct. 8	*at New Hampshire	Durham, N.H.	11-10
Oct. 15	*at James Madison	Harrisonburg, Va.	9-10
Oct. 22	*OLD DOMINION	Villanova, Pa.	First Meeting
Oct. 29	*MAINE	Villanova, Pa.	7-7
Nov. 5	*at Massachusetts	Amherst, Mass.	11-12
Nov. 12	OPEN		
Nov. 19	*DELAWARE	Villanova, Pa.	23-20-1



Villanova Wildcats -- Top Returners




ANTOINE LEWIS
SOMERS POINT, N.J.
MAINLAND REGIONAL HIGH SCHOOL

DL	6-3	270	SO
----	-----	-----	----

YEAR	GP	S-A-Tackles	SK/TFL	Int	PBU	FF/FR
2010	14	23-25-48	1.5/4.0	0	0	1/0
Career	14	23-25-48	1.5/4.0	0	0	1/0

- Started all 14 games last year as a true freshman
- Registered 48 tackles (23 solo), four tackles for loss, 1.5 sacks, and one forced fumble in 2010
- Earned 2010 Third Team All-CAA Football honors
- Expected to move from defensive end to nose guard in 2011




DORIAN WELLS
WEST COVINA, CALIF.
SOUTH HILLS HIGH SCHOOL

WR	5-9	195	JR
----	-----	-----	----

YEAR	GP	No.	Yds	TD	Long	Avg/G	Avg/C
2009	15	16	198	2	29	13.20	12.38
2010	12	37	554	4	73	46.17	14.97
Career	27	53	752	6	73	27.85	14.19

- Ranked second on the team in 2010 in receiving with 37 catches for 554 yards and four touchdowns
- Expected to be one of Villanova's top playmakers in 2011
- Recorded a career day at Maine last season with a career-high seven catches for a career-best 111 yards and a career-long 73 yard reception
- Tallied a career-high two touchdown receptions versus Towson last year




JAMES PITTS
MONTCLAIR, N.J.
MONTCLAIR HIGH SCHOOL

DB	6-0	185	SR
----	-----	-----	----

YEAR	GP	S-A-Tackles	SK/TFL	Int	PBU	FF/FR
2008	11	5-0-5	0.0/0.0	2	0	0/0
2009	15	57-16-73	0.0/3.0	4	8	1/2
2010	14	61-23-84	0.0/3.0	3	11	0/0
Career	40	123-39-162	0.0/6.0	9	19	1/2

- 2010 Third Team All-CAA Football
- Expected to start for the third straight at cornerback
- Tied for the team lead in interceptions last year with three
- Ranked second on the team in tackles in 2010 with 84 (61 solo)
- Led team last year in pass break-ups with 11
- Has nine career interceptions to his credit



NORMAN WHITE
HAMMONTON, N.J.
ST. JOSEPH'S HIGH SCHOOL

WR	6-3	215	SR
----	-----	-----	----

YEAR	GP	No.	Yds	TD	Long	Avg/G	Avg/C
2008	12	8	94	0	35	7.83	11.75
2009	15	17	251	2	31	16.73	14.76
2010	14	69	886	11	54	63.29	12.84
Career	41	94	1231	13	54	30.02	13.10

- 2010 First Team All-CAA Football
- Led team in receiving last year with 69 catches for 886 yards and 11 touchdowns
- Averaged 12.8 yards per catch last season
- Finished second on the team in scoring last year with 66 points

5 NATIONAL CHAMPIONS

9 NATIONAL CHAMPIONSHIP GAME APPEARANCES

18 NATIONAL SEMIFINALISTS

18 NATIONAL AWARD WINNERS

Villanova Wildcats -- Head Coach Andy Talley

Playing Career

1964-67Southern Connecticut University

Coaching Career

1967-68 Assistant Coach, Simsbury (Conn.) High School
 1969..... Secondary, Springfield College
 1970-72Backfield, Middlebury College
 1973-78 Backfield, Brown University
 1979-83Head Coach, St. Lawrence University
 1984-Head Coach, Villanova University

Personal

Birthdate

April 6, 1943

Hometown

Berwyn, Pa.

Alma Mater


Southern Connecticut '67

Wife

Arlene

Children

Josh, Gina



Talley's Year-By-Year Record

Year	School	Record	Conf./Finish	Postseason
1979	St. Lawrence	3-6		
1980	St. Lawrence	5-4		
1981	St. Lawrence	5-4		
1982	St. Lawrence	10-1		NCAA (D-III) Semis
1983	St. Lawrence	5-3-1		

<i>St. Lawrence Totals</i>		28-18-1 (.606)		
1985	Villanova	4-0		
1986	Villanova	8-1		
1987	Villanova	6-4		
1988	Villanova	5-5-1	4-4/T3rd	
1989	Villanova	8-4	6-2/T1st	NCAA
1990	Villanova	6-5	5-3/T2nd	
1991	Villanova	10-2	7-1/T1st	NCAA
1992	Villanova	9-3	6-2/2nd	NCAA
1993	Villanova	3-8	1-7/6th (Mid-Atlantic)	
1994	Villanova	5-6	2-6/T4th (Mid-Atlantic)	
1995	Villanova	3-8	2-6/T5th (Mid-Atlantic)	
1996	Villanova	8-4	6-2/T2nd (Mid-Atlantic)	NCAA
1997	Villanova	12-1	8-0/1st (Mid-Atlantic)	NCAA Qtrs
1998	Villanova	6-5	4-4/T2nd (Mid-Atlantic)	
1999	Villanova	7-4	6-2/3rd	
2000	Villanova	5-6	3-5/T7th	
2001	Villanova	8-3	7-2/T1st	
2002	Villanova	11-4	6-3/T3rd	NCAA Semis
2003	Villanova	7-4	5-4/T4th	
2004	Villanova	6-5	3-5/4th (South)	
2005	Villanova	4-7	2-6/6th (South)	
2006	Villanova	6-5	5-3/2nd (South)	
2007	Villanova	7-4	5-3/T3rd (South)	
2008	Villanova	10-3	7-1/2nd (South)	NCAA Qtrs
2009	Villanova	14-1	7-1/T1st (South)	NCAA Champions
2010	Villanova	9-5	5-3/T3rd	NCAA Semis

Villanova Totals **188-107-1 (.637)**

Career Record **216-125-2 (.633)**

All-Time Villanova Coaching Records

Coach	Years	Record	Pct.	Conf.	Pct.
Michael J. Murphy	1894	1-0	1.000		
James A. McDonald	1895-96	14-6	.700		
John F. Bagley	1897-98	5-9-2	.375		
Richard F. Nallin	1899	7-2-1	.750		
John A. Powers	1900	5-1-3	.722		
John J. Egan	1901	2-3	.400		
Timothy M. O'Rourke	1902	4-3	.571		
Martin L. Caine	1903	2-2	.500		
Fred J. Crolius	1904-11	15-38-5	.302		
Charles McGeehan	1912	3-3	.500		
Thomas St. Germaine	1913	4-2-1	.643		
Frank A. Sommer	1914-15, 24	12-9-2	.565		
Edward M. Bennis	1916	1-8	.111		
Thomas M. Reap	1917-20	9-12-5	.442		
Allie C. Miller	1921-22	11-4-3	.694		
Hugh V. McGeehan	1923	0-7-1	.063		
Harry Stuhldreder	1925-35	65-25-9	.702		
Maurice J. Smith	1936-42	41-17-3	.697		
Jordan A. Olivar	1943-48	33-20-2	.618		
James R. Leonard	1949-50	12-6	.666		
Arthur F. Raimo	1951-53	16-10-1	.611		
Francis X. Reagan	1954-59	16-36	.308		
Alexander F. Bell	1960-66	35-30	.538		
John C. Gregory	1967-69	16-13	.551		
Louis A. Ferry	1970-74	20-26-1	.436		
James C. Weaver	1974	3-5	.375		
Richard Bedesem	1975-80	30-35-1	.462		
Andy Talley	1985-	188-107-1	.637	112-75	.599

18 NATIONAL AWARD WINNERS

18 NATIONAL SEMIFINALISTS

9 NATIONAL CHAMPIONSHIP GAME APPEARANCES

5 NATIONAL CHAMPIONS

Villanova Wildcats -- By The Numbers...

2011 Team Information

Total No. of Starters Returning: 12

Offense: 5

-OL - Josh Bucci
-OL - Chidozie Ekweozor
-OL - Dan Shirey
-WR - Dorian Wells
-WR - Norman White

Defense: 5

-DL - Rakim Cox
-DL - Marlon Johnson
-DL - Antoine Lewis
-DB - Eric Loper
-DB - James Pitts

Special Teams: 2

-PK - Mark Hamilton
-PK - Nick Yako

Total No. of Starters Lost: 11

Offense: 6

-RB - Aaron Ball
-OL - Brant Clouser
-TE - Chris Famer
-OL - Ben Ijalana
-WR - Matt Szczur
-QB - Chris Whitney

Defense: 6

-DB - John Dempsey
-LB - Anthony Johnson
-LB - Marquis Kirkland
-DB - Fred Maldonado
-LB - Terence Thomas
-DL - Thomas Weaver

Special Teams: 1

-P - Dominic Scarnecchia

NOTE: Special Teams include kickers and punters only.

2011 Newcomers

Name	Pos.	Ht./Wt.	Hometown/HS (Last School)
Jamal Abdur-Rahman	RB	5-10/180	Elkins Park, Pa./LaSalle
Noble Ajakaiye	DL	6-2/235	Harrisburg, N.C./Hickory Ridge
Morgan Craig	TE	6-4/255	Clarks Summit, Pa./Abington Heights
Joey Harmon	LB	6-1/225	Pembroke Pines, Fla./Salisbury School
Clay Horne	WR	6-6/220	St. Paul, Minn./Lawrence Academy
Jordan Hunter	DL	6-2/300	Burlington Twp, N.J./Burlington Twp.
Vince Kowalski	OL	6-3/250	Williamstown, N.J./Williamstown
Dillon Lucas	LB	6-1/215	Medford, N.J./Shawnee
Matt McCann	DB	5-10/195	Pittsburgh, Pa./Keystone Oaks
Jerry Miles	DB	5-11/200	Dublin, Ohio/Scioto
Kevin Monangai	RB	5-10/195	Roseland, N.J./Seton Hall Prep
Reggie Paris	LB	6-3/225	Pemberton, N.J./Pemberton
Earnest Pettway	TE	6-4/245	Long Beach, Calif./Long Beach Poly
Chris Polony	QB	6-3/210	Whitehall, Pa./Whitehall
Justin Rhinesmith	OL	6-4/270	Cape May Court House, N.J./Middle Twp.
John Robertson	QB	6-1/205	Paramus, N.J./Paramus
Joe Sarnese	DB	6-0/195	Ventnor, N.J./Holy Spirit
Kyle Wallace	OL	6-3/275	Larksville, Pa./Wyoming Seminary
Patrick Williams	DL	6-1/275	Ft. Lauderdale, Fla./University School

Year-By-Year Results

Year	Overall	Conference	Coach	Year	Overall	Conference	Coach
1894	1-0		Michael J. Murphy	1960	2-8		Alexander F. Bell
1895	4-2		James A. McDonald	1961	8-2		Alexander F. Bell
1896	10-4		James A. McDonald	1962	7-3		Alexander F. Bell
1897	3-5-1		John F. Bagley	1963	5-4		Alexander F. Bell
1898	2-4-1		John F. Bagley	1964	6-2		Alexander F. Bell
1899	7-2-1		Richard F. Nallin	1965	1-8		Alexander F. Bell
1900	5-1-3		John A. Powers	1966	6-3		Alexander F. Bell
1901	2-3		John J. Egan	1967	4-6		John C. Gregory
1902	4-3		Timothy O'Rourke	1968	6-4		John C. Gregory
1903	2-2		Martin L. Caine	1969	6-3		John C. Gregory
1904	4-2-1		Fred J. Crolius	1970	9-2		Louis A. Ferry
1905	3-7		Fred J. Crolius	1971	6-4-1		Louis A. Ferry
1906	3-7		Fred J. Crolius	1972	2-9		Louis A. Ferry
1907	1-5-1		Fred J. Crolius	1973	3-8		Louis A. Ferry
1908	1-6		Fred J. Crolius	1974	3-8	James C. Weaver/	Louis A. Ferry
1909	3-2		Fred J. Crolius	1975	4-7		Richard Bedesem
1910	0-4-2		Fred J. Crolius	1976	6-4-1		Richard Bedesem
1911	0-5-1		Fred J. Crolius	1977	4-7		Richard Bedesem
1912	3-3		Charles McGeehan	1978	5-6		Richard Bedesem
1913	4-2-1		Thomas St. Germaine	1979	5-6		Richard Bedesem
1914	4-3-1		Frank A. Sommer	1980	6-5		Richard Bedesem
1915	6-1		Frank A. Sommer	1985	5-0		Andy Talley
1916	1-8		Edward M. Bennis	1986	8-1		Andy Talley
1917	0-3-2		Thomas M. Reap	1987	6-4		Andy Talley
1918	3-2		Thomas M. Reap	1988	5-5-1	4-3	Andy Talley
1919	5-3-1		Thomas M. Reap	1989	8-4	6-2	Andy Talley
1920	1-4-2		Thomas M. Reap	1990	6-5	5-3	Andy Talley
1921	6-1-2		Allie C. Miller	1991	10-2	7-1	Andy Talley
1922	5-3-1		Allie C. Miller	1992	9-3	6-2	Andy Talley
1923	0-7-1		Hugh V. McGeehan	1993	3-8	1-7	Andy Talley
1924	2-5-1		Frank A. Sommer	1994	5-6	2-6	Andy Talley
1925	6-2-1		Harry Stuhldreher	1995	3-8	2-6	Andy Talley
1926	6-2-1		Harry Stuhldreher	1996	8-4	6-2	Andy Talley
1927	6-1		Harry Stuhldreher	1997	12-1	8-0	Andy Talley
1928	7-0-1		Harry Stuhldreher	1998	6-5	4-4	Andy Talley
1929	7-2-1		Harry Stuhldreher	1999	7-4	6-1	Andy Talley
1930	5-5		Harry Stuhldreher	2000	5-6	3-5	Andy Talley
1931	4-3-2		Harry Stuhldreher	2001	8-3	7-2	Andy Talley
1932	7-2		Harry Stuhldreher	2002	11-4	6-3	Andy Talley
1933	7-2-1		Harry Stuhldreher	2003	7-4	5-4	Andy Talley
1934	3-4-2		Harry Stuhldreher	2004	6-5	3-5	Andy Talley
1935	7-2		Harry Stuhldreher	2005	4-7	2-6	Andy Talley
1936	7-2-1		Maurice J. Smith	2006	6-5	5-3	Andy Talley
1937	8-0-1		Maurice J. Smith	2007	7-4	5-3	Andy Talley
1938	8-0-1		Maurice J. Smith	2008	10-3	7-1	Andy Talley
1939	6-2		Maurice J. Smith	2009	14-1	7-1	Andy Talley
1940	4-5		Maurice J. Smith	2010	9-5	5-3	Andy Talley
1941	4-4		Maurice J. Smith				
1942	4-4		Maurice J. Smith				
1943	5-3		Jordan A. Olivar				
1944	4-4		Jordan A. Olivar				
1945	4-4		Jordan A. Olivar				
1946	6-4		Jordan A. Olivar				
1947	6-3-1		Jordan A. Olivar				
1948	8-2-1		Jordan A. Olivar				
1949	8-1		James R. Leonard				
1950	4-5		James R. Leonard				
1951	5-3		Arthur F. Raimo				
1952	7-1-1		Arthur F. Raimo				
1953	4-6		Arthur F. Raimo				
1954	1-9		Francis X. Reagan				
1955	1-9		Francis X. Reagan				
1956	5-4		Francis X. Reagan				
1957	3-6		Francis X. Reagan				
1958	6-4		Francis X. Reagan				
1959	1-9		Francis X. Reagan				

5 NATIONAL CHAMPIONS

9 NATIONAL CHAMPIONSHIP GAME APPEARANCES

18 NATIONAL SEMIFINALISTS

18 NATIONAL AWARD WINNERS

William and Mary Tribe

Quick Facts

Location	Williamsburg, Va.
Enrollment	7,800
Nickname	Tribe
Colors	Green, Gold & Silver
Website	www.tribeathletics.com
Stadium	Walter J. Zable Stadium at Cary Field
Stadium Capacity	12,259
Stadium Surface	Artificial Grass
President	W. Taylor Reveley, III
Athletics Director	Edward "Terry" Driscoll
Head Coach	Jimmye Laycock
Head Coach Alma Mater, Year	William and Mary, 1970
Football Contact	Pete Clawson, Assistant Athletics Director/Media Relations
Football Contact Office Phone	757-221-3369
Offensive Starters Returning/Lost	7/4
Defensive Starters Returning/Lost	7/5

2010 Results (8-4, 6-2 CAA)

Home Stadium: Zable Stadium (12,259)

Home: 5-1 Away: 3-3 vs. Top 25 (TSN/F): 4-1 vs. Top 25 (Coach): 4-1
 Total Home Attendance: 64,691 Average Home Attendance: 10,781

Sept. 4	{4/4}	*at Massachusetts [TCN/CSN-NE/COX11] {rv/rv}	L 23-27	10,072
Sept. 11	{11/14}	VMI	W 45-0	11,475
Sept. 18	{12/13}	at Old Dominion [CSN-MA/CSN-P] {rv/rv}	W 21-17	19,782
Sept. 25	{8/8}	*at Maine [WABI/CW]	W 24-21	5,990
Oct. 2	{7/7}	*Villanova [CSN-MA/MYPHL-17/CSN-NE/CSS/CSN-P] {1/2}	W 31-24	12,259
Oct. 9	{4/5}	*Rhode Island {rv/rv}	W 26-7	8,196
Oct. 23	{4/5}	*Delaware [TCN/CSN-NE/COX11] {2/2}	W 17-16	12,259
Oct. 30	{3/4}	at North Carolina [ESPN3]	L 17-21	51,000
Nov. 6	{4/5}	*at New Hampshire {8/8}	W 13-3	6,008
Nov. 13	{1/2}	*at James Madison {rv/rv}	L 24-30	16,733
Nov. 20	{6/6}	*Richmond [TCN/COX11] {18/20}	W 41-3	12,259
Dec. 4	{4/4}	Georgia Southern [20/22]	L 15-31	8,243

CAA Team's Coaches & Sports Network Rankings listed prior to Opponent/Opponent's Coaches & Sports Network Rankings listed after Opponent at time game was played



TRIBE HEAD COACH
JIMMYE LAYCOCK
31 SEASONS (1980-2010)

Collegiate Overall Record (Years)	208-145-2 (31 years)
Record at CAA Football Schools (Years)	208-145-2 (31 years)
Record in CAA Football Games (Years)	88-58 (31 years)

William and Mary Coaching Staff

Zbig Kepa	Offensive Coordinator/Wide Receivers
Scott Boone	Defensive Coordinator/Linebackers
Bob Solderitch	Assistant Head Coach/Offensive Line
Trevor Andrews	Recruiting Coordinator/Defensive Line
Dave Corley, Jr.	Quarterbacks
D.K. McDonald	Defensive Backs
Trey Henderson	Video Coordinator/Defensive Backs
Brendan Nugent	Offensive Assistant/Running Backs
John Bowes	Defensive Assistant/Linebackers
Mike Godsil	Offensive Assistant/Tight Ends
John Sauer	Speed, Strength and Conditioning

2011 Schedule

Date	Opponent	Location	Series Record
Sept. 3	at Virginia	Charlottesville, Va.	6-26-1
Sept. 10	at VMI	Lexington, Va.	52-33-2
Sept. 17	NEW HAVEN	Williamsburg, Va.	First Meeting
Sept. 24	*JAMES MADISON	Williamsburg, Va.	15-18
Oct. 1	*at Villanova	Villanova, Pa.	15-13-1
Oct. 8	*at Delaware	Newark, Del.	15-20
Oct. 15	*NEW HAMPSHIRE	Williamsburg, Va.	12-2
Oct. 22	*TOWSON	Williamsburg, Va.	7-0
Oct. 29	OPEN		
Nov. 5	*at Rhode Island	Kingston, R.I.	12-2
Nov. 12	*OLD DOMINION	Williamsburg, Va.	1-0
Nov. 19	*at Richmond	Richmond, Va.	60-55-5




18 NATIONAL AWARD WINNERS

18 NATIONAL SEMIFINALISTS

9 NATIONAL CHAMPIONSHIP GAME APPEARANCES

5 NATIONAL CHAMPIONS

William and Mary Tribe -- Top Returners




DANTE COOK
FREDERICKSBURG, VA.
STAFFORD HIGH SCHOOL

LB	5-11	213	JR
----	------	-----	----

YEAR	GP	S-A-Tackles	SK/TFL	Int	PBU	FF/FR
2009	14	13-15-28	0.0/0.0	0	1	0/1
2010	11	57-54-111	4.0/9.0	2	2	1/1
Career	25	70-69-139	4.0/9.0	2	3	1/2

- Posted a breakout sophomore season, leading the team with 111 tackles en route to earning second-team all-conference honors
- Ranked fourth in the CAA with 10.1 tackles per game. Also recorded 9.0 tackles for a loss, 4.0 sacks, two interceptions, a forced fumble, a fumble recover and six PBUs
- Returned both of his interceptions for touchdowns, logging 134 interception return yards
- Best performance of the season came in the win against Delaware when he registered 16 tackles (10 solo), 2.0 sacks and 3.0 tackles for a loss
- Recorded eight stops and returned an interception 84 yards for a touchdown in the triumph against Villanova
- Selected as a College Sporting News National All-Star and the Co-CAA Defensive Player of the Week following his effort against VU



JONATHAN GRIMES
PALMYRA, N.J.
PAUL VI HIGH SCHOOL

RB	5-10	201	SR
----	------	-----	----

YEAR	GP	No.	Yds	TD	Long	Avg/G	Avg/C
2008	11	164	929	7	67	84.45	5.66
2009	14	277	1294	9	61	92.43	4.67
2010	12	207	887	8	30	73.92	4.29
Career	37	648	3110	24	67	84.05	4.80

- Enters his senior season as the most decorated CAA Football athlete ever having earned eight all-conference honors in his three seasons with the Tribe
- Honored as the CAA Special Teams Player of the Year and garnered first-team all-league accolades as a running back and second-team distinction on special teams
- Led the CAA and ranked 24th nationally with 135.0 all-purpose yards per game
- Finished the year with 887 rushing yards on 207 carries (4.3 ypc) with eight touchdowns. Hauled in 28 catches for 260 yards and averaged 24.9 yards per kickoff return
- Finished his junior year as W&M's all-time leader with 5,445 allpurpose yards, a figure that ranks ninth all-time in the CAA
- Also ranks among the College's career top-10 lists in rushing yards (3,110 - third), rushing touchdowns (24 - fifth), rushing attempts (648 - second) and kickoff return yards (1,472 - third)




ALEX GOTTLIEB
DELRAY BEACH, FLA.
AMERICAN HERITAGE SCHOOL

TE	6-4	255	SR
----	-----	-----	----

YEAR	GP	No.	Yds	TD	Long	Avg/G	Avg/C
2008	9	5	84	0	30	9.33	16.80
2009	14	3	47	1	23	3.36	15.67
2010	11	34	350	3	24	31.82	10.29
Career	34	42	481	4	30	14.15	11.45

- One of the nation's top tight ends, he garnered second-team All-America honors from The Sports Network
- First-team all-conference selection after leading the league among tight ends with 34 catches for 350 yards and three touchdowns
- Hauled in a touchdown catch in three of the final five games
- Recorded a career-high seven catches for 70 yards in the season opener at UMass
- Totaled five catches for 57 yards in the win at Old Dominion



B.W. WEBB
NEWPORT NEWS, VA.
WARWICK HIGH SCHOOL

DB	5-11	175	JR
----	------	-----	----

YEAR	GP	S-A-Tackles	SK/TFL	Int	PBU	FF/FR
2009	14	16-7-23	0.0/3.0	8	3	0/0
2010	12	24-18-42	0.0/0.5	1	5	0/0
Career	26	40-25-65	0.0/3.5	9	8	0/0

- Selected to the All-CAA First Team as a cornerback and garnered second-team honors as a punt returner
- Finished the season with 42 tackles, 0.5 TFL, an interception and six PBUs
- Ranked second in the conference with 9.8 yards per punt return
- Recorded his interception at Old Dominion, halting the Monarchs' final drive and equaled a career-high six tackles versus ODU
- Posted a six-tackle performance in the season opener at UMass
- Registered five tackles and a PBU at North Carolina

5 NATIONAL CHAMPIONS
 9 NATIONAL CHAMPIONSHIP GAME APPEARANCES
 18 NATIONAL SEMIFINALISTS
 18 NATIONAL AWARD WINNERS

William and Mary Tribe -- Head Coach Jimmye Laycock

Playing Career

1967-69 College of William and Mary

Coaching Career

1970.....Offensive Coordinator, Newport News (Va.) High School
 1971-72 Graduate Assistant, Clemson University
 1973-74 Offensive Backfield, The Citadel
 1975-76 Quarterbacks, Memphis State University
 1977-79 Offensive Coordinator, Clemson University
 1980- Head Coach, College of William and Mary

Personal

Birthdate

February 6, 1948

Hometown

Hamilton, Va.

Alma Mater

William and Mary '70

Wife

Deidre Connelly

Children

Melanie, Michael, Mary Louise, James

Laycock's Year-By-Year Record

Year	School	Record	Conf./Finish	Postseason
1980	William and Mary	2-9		
1981	William and Mary	5-6		
1982	William and Mary	3-8		
1983	William and Mary	6-5		
1984	William and Mary	6-5		
1985	William and Mary	7-4		
1986	William and Mary	9-3		NCAA
1987	William and Mary	5-6		
1988	William and Mary	6-4-1		Epson Ivy Bowl
1989	William and Mary	8-3-1		NCAA
1990	William and Mary	10-3		NCAA Qtrs
1991	William and Mary	5-6		
1992	William and Mary	9-2		Epson Ivy Bowl
1993	William and Mary	9-3	7-1/1st (Mid-Atlantic)	NCAA
1994	William and Mary	8-3	6-2/T1st (Mid-Atlantic)	
1995	William and Mary	7-4	5-3/T3rd (Mid-Atlantic)	
1996	William and Mary	10-3	7-1/1st (Mid-Atlantic)	NCAA Qtrs
1997	William and Mary	7-4	4-4/T4th (Mid-Atlantic)	
1998	William and Mary	7-4	4-4/T2nd (Mid-Atlantic)	
1999	William and Mary	6-5	5-3/T4th	
2000	William and Mary	5-6	4-4/T4th	
2001	William and Mary	8-4	7-2/T1st	NCAA
2002	William and Mary	6-5	5-4/5th	
2003	William and Mary	5-5	4-4/6th	
2004	William and Mary	11-3	7-1/T1st (South)	NCAA Semis
2005	William and Mary	5-6	3-5/T3rd (South)	
2006	William and Mary	3-8	1-7/6th (South)	
2007	William and Mary	4-7	2-6/5th (South)	
2008	William and Mary	7-4	5-3/4th (South)	
2009	William and Mary	11-3	6-2/2nd (South)	NCAA Semis
2010	William and Mary	8-4	6-2/T1st	NCAA 2nd Round
William and Mary Totals		208-145-2 (.589)		
Career Record		208-145-2 (.589)		



All-Time William and Mary Coaching Records

Coach	Years	Record	Pct.	Conf.	Pct.
No Coach	1893-94, 01-02	5-4-2	.545		
R. Armstrong	1896	0-2	.000		
W.J. King	1897-98, 00	2-4	.250		
W.J. Burke	1899	2-3	.400		
H.J. Duvall	1903	3-3	.500		
J.M. Blanchard	1904-05, 10	7-11-1	.395		
James H. Barry	1906-07	8-11	.421		
G.E. O'Hearn	1908-09	9-10-1	.475		
W.J. Young	1911-12	1-11-1	.115		
D.W. Draper	1913-15	2-21	.087		
S.H. Hubbard	1916	2-5-2	.333		
H.J. Young	1917	3-5	.375		
V.M. Geddy	1918	0-1	.000		
J.G. Driver	1919-20	6-11	.353		
W.E. Fincher	1921	4-3-1	.563		
Bill Ingram	1922	6-3	.667		
J.W. Tasker	1923-27	31-17-2	.440		
Branch Bocock	1928-30, 36-37	26-20-3	.561		
John Kellison	1931-34, 38	24-24-2	.500		
Tommy Dowler	1935	3-4-3	.450		
Carl M. Voyles	1939-42	29-7-3	.782		
Rube McCray	1944-50	45-22-3	.664		
Marvin Bass	1951	7-3	.700		
Jack Freeman	1952-56	14-29-5	.344		
Milt Drewer	1957-63	21-46-2	.319		
Marv Levy	1964-68	23-25-2	.480		
Lou Holtz	1969-71	13-20	.394		
Jim Root	1972-79	39-48-1	.449		
Jimmye Laycock	1980-	208-145-2	.589	88-58	.603

18 NATIONAL AWARD WINNERS

18 NATIONAL SEMIFINALISTS

9 NATIONAL CHAMPIONSHIP GAME APPEARANCES

5 NATIONAL CHAMPIONS

William and Mary Tribe -- By The Numbers...

2011 Team Information

Total No. of Starters Returning: 15

Offense: 7

- OL - Matt Crisafi
- TE - Alex Gottlieb
- RB - Jonathan Grimes
- OL - James Johnson III
- WR - Ryan Moody
- OL - James Pagliaro
- OL - Mike Salazar

Defense: 7

- LB - Dante Cook
- DL - Marcus Hyde
- DL - Harold Robertson
- DB - Brian Thompson
- LB - Jake Trantin
- DB - B.W. Webb
- DB - Terrell Wells

Special Teams: 1

- PK - Drake Kuhn

Total No. of Starters Lost: 10

Offense: 4

- QB - Mike Callahan
- WR - Chase Hill
- OL - Keith Hill
- FB - Jimmy Hobson

Defense: 5

- DB - Ben Cottingham
- LB - Evan Franks
- DL - Bryan Jean-Pierre
- LB - Wes Steinman
- DL - Mike Stover

Special Teams: 1

- P - David Miller

NOTE: Special Teams include kickers and punters only.

2011 Newcomers

Name	Pos.	Ht./Wt.	Hometown/HS (Last School)
Mikal Abdual-Saboor	QB	5-10/214	Alpharetta, Ga./Alpharetta
Christian Brumbaugh	QB	6-2/191	McDonald, Pa./South Fayette
Jasper Coleman	DL	6-3/271	Richmond, Va./James River
Nick Easter	OL	6-3/286	Stafford, Va. Colonial Forge
Zack Fetters	QB/ATH	6-2/195	Montgomery Village, Md./Gaithersburg
Braxton Hicks	DE	6-3/215	Charlotte, N.C./Berry Academy
DeAndre Houston-Carson	DB	6-0/171	Woodford, Va./Massaponax
Anthony Johnson	WR	6-1/167	Fredericksburg, Va./Mountain View
Andrew Jones	OL	6-1/270	Naples, Fla./Naples
Tre McBride	WR	6-0/184	McDonough, Ga./Ola
Lou Petrocelli	OL	6-3/305	Norwood, N.J./Old Tappan
Luke Rhodes	LB	6-2/225	Hollidaysburg, Pa./Hollidaysburg Area
Jared Templeton	DL	6-3/284	Tyrone, Pa./Tyrone Area
Jared Velasquez	DB	6-0/195	Fairfax, Va./Robinson

Year-By-Year Results

Year	Overall	Conference	Coach	Year	Overall	Conference	Coach
1893	2-1		None	1960	2-8		Milt Drewer
1894	0-1		None	1961	1-9		Milt Drewer
1896	0-2		R. Armstrong	1962	4-5-1		Milt Drewer
1897	0-1		W.J. King	1963	4-6		Milt Drewer
1898	1-1		W.J. King	1964	4-6		Marv Levy
1899	2-3		W.J. Burke	1965	6-4		Marv Levy
1900	1-2		W.J. King	1966	5-4-1		Marv Levy
1901	2-1-1		None	1967	5-4-1		Marv Levy
1902	1-1-1		None	1968	3-7		Marv Levy
1903	1-3		H.J. Duvall	1969	3-7		Lou Holtz
1904	3-3		J.M. Blanchard	1970	5-7		Lou Holtz
1905	2-4-1		J.M. Blanchard	1971	5-6		Lou Holtz
1906	3-7		James H. Barry	1972	5-6		Jim Root
1907	6-4		James H. Barry	1973	6-5		Jim Root
1908	4-6-1		G.E. O'Hearn	1974	4-7		Jim Root
1909	6-4		G.E. O'Hearn	1975	2-9		Jim Root
1910	1-7-1		J.M. Blanchard	1976	7-4		Jim Root
1911	1-5-2		W.J. Young	1977	6-5		Jim Root
1912	0-7		W.J. Young	1978	5-5-1		Jim Root
1913	0-5-1		D.W. Draper	1979	4-7		Jim Root
1914	1-7		D.W. Draper	1980	2-9		Jimmy Laycock
1915	0-9-1		D.W. Draper	1981	5-6		Jimmy Laycock
1916	2-5-2		S.H. Hubbard	1982	3-8		Jimmy Laycock
1917	3-5		H.J. Young	1983	6-5		Jimmy Laycock
1918	0-2		V.M. Geddy	1984	6-5		Jimmy Laycock
1919	2-6-1		J.G. Driver	1985	7-4		Jimmy Laycock
1920	4-5		J.G. Driver	1986	9-3		Jimmy Laycock
1921	4-3-1		W.E. Fincher	1987	5-6		Jimmy Laycock
1922	6-3		Bill Ingram	1988	6-4-1		Jimmy Laycock
1923	7-3		J.W. Tasker	1989	8-3-1		Jimmy Laycock
1924	5-2-1		J.W. Tasker	1990	10-3		Jimmy Laycock
1925	7-4		J.W. Tasker	1991	5-6		Jimmy Laycock
1926	7-3		J.W. Tasker	1992	9-2		Jimmy Laycock
1927	4-5-1		J.W. Tasker	1993	9-3	7-1	Jimmy Laycock
1928	6-3-2		Branch Bocock	1994	8-3	6-2	Jimmy Laycock
1929	8-2		Branch Bocock	1995	7-4	5-3	Jimmy Laycock
1930	7-2-1		Branch Bocock	1996	10-3	7-1	Jimmy Laycock
1931	5-2-2		John Kellison	1997	7-4	4-4	Jimmy Laycock
1932	8-4		John Kellison	1998	7-4	4-4	Jimmy Laycock
1933	6-5		John Kellison	1999	6-5	5-3	Jimmy Laycock
1934	2-6		John Kellison	2000	5-6	4-4	Jimmy Laycock
1935	3-4-3		Tommy Dowler	2001	8-4	7-2	Jimmy Laycock
1936	1-8		Branch Bocock	2002	6-5	5-4	Jimmy Laycock
1937	4-5		Branch Bocock	2003	5-5	4-4	Jimmy Laycock
1938	2-7		John Kellison	2004	11-3	7-1	Jimmy Laycock
1939	6-2-1		Carl M. Voyles	2005	5-6	3-5	Jimmy Laycock
1940	6-2-1		Carl M. Voyles	2006	3-8	1-7	Jimmy Laycock
1941	8-2		Carl M. Voyles	2007	4-7	2-6	Jimmy Laycock
1942	9-1-1		Carl M. Voyles	2008	7-4	5-3	Jimmy Laycock
1943			No schedule due to World War II	2009	11-3	6-2	Jimmy Laycock
1944	5-2-1		Rube McCray	2010	8-4	6-2	Jimmy Laycock
1945	6-3		Rube McCray				
1946	8-2		Rube McCray				
1947	9-2		Rube McCray				
1948	7-2-2		Rube McCray				
1949	6-4		Rube McCray				
1950	4-7		Rube McCray				
1951	7-3		Marvin Bass				
1952	4-5		Jack Freeman				
1953	5-4-1		Jack Freeman				
1954	4-4-2		Jack Freeman				
1955	1-7-1		Jack Freeman				
1956	0-9-1		Jack Freeman				
1957	4-6		Milt Drewer				
1958	2-6-1		Milt Drewer				
1959	4-6		Milt Drewer				

5 NATIONAL CHAMPIONS

9 NATIONAL CHAMPIONSHIP GAME APPEARANCES

18 NATIONAL SEMIFINALISTS

18 NATIONAL AWARD WINNERS

2010 CAA Football Standings

TEAMS	-----CONFERENCE-----				-----OVERALL-----				Home	Away	Neutral	Streak
	W-L	Pct.	PF	PA	W-L	Pct.	PF	PA				
Delaware*#§%	6-2	.750	227	119	12-3	.800	418	181	9-1	3-1	0-1	Lost 1
William and Mary*#	6-2	.750	199	131	8-4	.667	297	200	5-1	3-3	--	Lost 1
Villanova#§	5-3	.625	223	139	9-5	.643	431	269	4-1	5-4	--	Lost 1
New Hampshire#	5-3	.625	194	127	8-5	.615	322	214	4-1	3-4	1-0	Lost 1
Richmond	4-4	.500	90	152	6-5	.545	171	226	5-1	1-4	--	Lost 1
Massachusetts	4-4	.500	198	207	6-5	.545	292	277	3-2	3-2	0-1	Lost 2
Rhode Island	4-4	.500	165	186	5-6	.455	217	268	4-1	1-5	--	Won 1
James Madison	3-5	.375	116	136	6-5	.545	195	162	3-3	3-2	--	Won 2
Maine	3-5	.375	152	205	4-7	.364	197	269	1-4	3-3	--	Lost 1
Towson	0-8	.000	97	259	1-10	.091	171	379	1-4	0-6	--	Lost 9

* - CAA Football Champion
 # - NCAA Division I Football Championship Participant
 § - NCAA Division I Football Championship Semifinalist
 % - NCAA Division I Football Championship Finalist

2010-11 NCAA Division I Football Championships



Pizza Hut Park
 Frisco, Texas
 7 p.m. - ESPN2/ESPN2HD



* denotes host institution
 First round, Second round, Quarterfinal and Semifinal games will be played on campus sites

18 NATIONAL AWARD WINNERS

18 NATIONAL SEMIFINALISTS

9 NATIONAL CHAMPIONSHIP GAME APPEARANCES

5 NATIONAL CHAMPIONS

2010 CAA Football All-Conference Teams

2010 CAA Football Major Awards

(as voted on by the head coaches)

OFFENSIVE PLAYER OF THE YEAR

Pat Devlin, Delaware, Sr., QB, Downingtown, Pa.

DEFENSIVE PLAYERS OF THE YEAR

Tyler Holmes, Massachusetts, Jr., LB, Blacksburg, Va.

Eric McBride, Richmond, Sr., LB, Richmond, Va.

SPECIAL TEAMS PLAYER OF THE YEAR

Jonathan Grimes, William and Mary, Jr., KR, Palmyra, N.J.

OFFENSIVE ROOKIE OF THE YEAR

Andrew Pierce, Delaware, Fr., RB, Bridgeton, N.J.

DEFENSIVE ROOKIE OF THE YEAR

Stephon Robertson, James Madison, Fr., LB, Alexandria, Va.

COACH OF THE YEAR

Joe Trainer, Rhode Island, Two Seasons

2010 All-CAA Football First Team

(as voted on by the head coaches)

OFFENSE	Position	Player	School	Class
	QB	Pat Devlin	Delaware	Senior
	RB	Jonathan Grimes	William and Mary	Junior
	RB	Andrew Pierce	Delaware	Freshman
	FB/HB	Kendall Gaskins	Richmond	Sophomore
	FB/HB	Jimmy Hobson	William and Mary	Senior
	WR	Terrance Fox	New Hampshire	Senior
	WR	Tre Gray	Richmond	Junior
	WR	Anthony Nelson	Massachusetts	Senior
	WR	Norman White	Villanova	Junior
	TE	Alex Gottlieb	William and Mary	Junior
	OL	Brant Clouser	Villanova	Senior
	OL	Gino Gradkowski	Delaware	Junior
	OL	Keith Hill, Jr.	William and Mary	Senior
	OL	Ben Ijalana	Villanova	Senior
	OL	Greg Niland	Massachusetts	Senior
	PK	Wil Kamin	Richmond	Sophomore
	KR	Travis Hurd	Rhode Island	Freshman
	PR	Justin Rogers	Richmond	Senior
DEFENSE	Position	Player	School	Class
	DL	Victor Adesanya	Rhode Island	Senior
	DL	Ronnell Brown	James Madison	Senior
	DL	Brian McNally	New Hampshire	Junior
	DL	Martin Parker	Richmond	Senior
	LB	Tyler Holmes	Massachusetts	Junior
	LB	Marquis Kirkland	Villanova	Senior
	LB	Eric McBride	Richmond	Senior
	LB	Terence Thomas	Villanova	Senior
	CB	Justin Rogers	Richmond	Senior
	CB	Dino Vasso	New Hampshire	Senior
	CB	B.W. Webb	William and Mary	Sophomore
	S	Anthony Bratton	Delaware	Senior
	S	Hugo Souza	New Hampshire	Senior
	P	David Miller	William and Mary	Senior

2010 All-CAA Football Second Team

(as voted on by the head coaches)

OFFENSE	Position	Player	School	Class
	QB	Chris Whitney	Villanova	Senior
	RB	Jonathan Hernandez	Massachusetts	Junior
	RB	Jamal Sullivan	James Madison	Senior
	FB/HB	Tyler Wharton	Towson	Junior

WR	Ryan Moody	William and Mary	Sophomore
WR	Hakeem Moore	Towson	Senior
WR	Julian Talley	Massachusetts	Junior
TE	Derek Buttles	Maine	Junior
OL	Roane Babington	James Madison	Junior
OL	Drew Lachenmayer	Richmond	Senior
OL	Rob McDowell	Delaware	Junior
OL	Seth Price	New Hampshire	Senior
OL	Theo Sherman	James Madison	Senior
PK	Mike Perry	Delaware	Junior
KR	Jonathan Grimes	William and Mary	Junior
PR	B.W. Webb	William and Mary	Sophomore

DEFENSE	Position	Player	School	Class
DL	Siddiq Haynes	Delaware	Senior	
DL	Marcus Hyde	William and Mary	Junior	
DL	Yaky Ibia	Towson	Senior	
DL	Michael Stover	William and Mary	Senior	
LB	Dante Cook	William and Mary	Sophomore	
LB	Matt Evans	New Hampshire	Sophomore	
LB	Matt Hansen	Rhode Island	Senior	
LB	Matt Marcorelle	Delaware	Senior	
CB	Tyrone Grant	Delaware	Senior	
CB	Anthony Walters	Delaware	Senior	
S	Fred Maldonado	Villanova	Senior	
S	Jerron McMillian	Maine	Junior	
P	Dominic Scarnecchia	Villanova	Junior	

2010 All-CAA Football Third Team

(as voted on by the head coaches)

OFFENSE	Position	Player	School	Class
QB	R.J. Toman	New Hampshire	Senior	
RB	Aaron Ball	Villanova	Senior	
RB	John Griffin	Massachusetts	Senior	
RB	Dontra Peters	New Hampshire	Sophomore	
WR	Anthony Baskerville	Rhode Island	Junior	
WR	Chase Hill	William and Mary	Senior	
WR	Derek Session	Maine	Junior	
TE	Colin Naugle	Delaware	Junior	
OL	Shea Allard	Delaware	Junior	
OL	Kyle Bogumil	Rhode Island	Junior	
OL	Jason Foster	Rhode Island	Junior	
OL	Chris Howley	Maine	Sophomore	
OL	James Pagliaro	William and Mary	Junior	
OL	Dan Shirey	Villanova	Sophomore	
PK	Mike MacArthur	New Hampshire	Freshman	
KR	Steven Barker	Maine	Senior	
PR	Da'eQuan Scott	James Madison	Freshman	

DEFENSE	Position	Player	School	Class
DL	Michael Atunrase	Delaware	Junior	
DL	Frank Beltre	Towson	Sophomore	
DL	Antoine Lewis	Villanova	Freshman	
DL	Thomas Weaver	Villanova	Senior	
DL	Steve Young	New Hampshire	Senior	
LB	Donte Blakey	Towson	Senior	
LB	Donte Dennis	Maine	Junior	
LB	Stephon Robertson	James Madison	Freshman	
LB	Paul Worrirow	Delaware	Sophomore	
CB	James Pitts	Villanova	Junior	
CB	Jarrod Williams	Rhode Island	Senior	
S	John Dempsey	Villanova	Senior	
S	Darryl Jones	Delaware	Senior	
P	Ed Wagner	Delaware	Senior	

5 NATIONAL CHAMPIONS

9 NATIONAL CHAMPIONSHIP GAME APPEARANCES

18 NATIONAL SEMIFINALISTS

18 NATIONAL AWARD WINNERS

Active Players in italics

2010 CAA Football All-Americans

The Sports Network All-Americans

OFFENSE				
Team	Position	Player	School	Class
First Team	OT	Ben Ijalana	Villanova	Senior
<i>Second Team</i>	<i>TE</i>	<i>Alex Gottlieb</i>	<i>William and Mary</i>	<i>Junior</i>
Second Team	OT	Keith Hill, Jr.	William and Mary	Senior
<i>Third Team</i>	<i>RB</i>	<i>Andrew Pierce</i>	<i>Delaware</i>	<i>Freshman</i>
<i>Third Team</i>	<i>FB</i>	<i>Kendall Gaskins</i>	<i>Richmond</i>	<i>Sophomore</i>
DEFENSE				
Team	Position	Player	School	Class
First Team	DT	Martin Parker	Richmond	Senior
<i>First Team</i>	<i>LB</i>	<i>Tyler Holmes</i>	<i>Massachusetts</i>	<i>Junior</i>
<i>Second Team</i>	<i>LB</i>	<i>Matt Evans</i>	<i>New Hampshire</i>	<i>Sophomore</i>
Second Team	LB	Eric McBride	Richmond	Senior
Second Team	CB	Dino Vasso	New Hampshire	Senior
Third Team	CB	Justin Rogers	Richmond	Senior
Third Team	S	Anthony Bratton	Delaware	Senior
Third Team	P	David Miller	William and Mary	Senior

American Football Coaches Association All-Americans

OFFENSE				
Team	Position	Player	School	Class
First Team	OL	Ben Ijalana	Villanova	Senior
DEFENSE				
Team	Position	Player	School	Class
First Team	DL	Martin Parker	Richmond	Senior
<i>First Team</i>	<i>LB</i>	<i>Tyler Holmes</i>	<i>Massachusetts</i>	<i>Junior</i>
First Team	LB	Eric McBride	Richmond	Senior
First Team	DB	Dino Vasso	New Hampshire	Senior
First Team	P	David Miller	William and Mary	Senior

Walter Camp Foundation All-Americans

OFFENSE				
Team	Position	Player	School	Class
First Team	OL	Ben Ijalana	Villanova	Senior
DEFENSE				
Team	Position	Player	School	Class
First Team	DL	Martin Parker	Richmond	Senior
<i>First Team</i>	<i>LB</i>	<i>Matt Evans</i>	<i>New Hampshire</i>	<i>Sophomore</i>

Associated Press All-Americans

OFFENSE				
Team	Position	Player	School	Class
First Team	OL	Ben Ijalana	Villanova	Senior
Third Team	QB	Pat Devlin	Delaware	Senior
DEFENSE				
Team	Position	Player	School	Class
First Team	DL	Martin Parker	Richmond	Senior
<i>First Team</i>	<i>LB</i>	<i>Tyler Holmes</i>	<i>Massachusetts</i>	<i>Junior</i>
<i>Second Team</i>	<i>LB</i>	<i>Matt Evans</i>	<i>New Hampshire</i>	<i>Sophomore</i>
Second Team	DB	Dino Vasso	New Hampshire	Senior
Second Team	P	David Miller	William and Mary	Senior
Third Team	DB	Justin Rogers	Richmond	Senior
Third Team	DB	Anthony Bratton	Delaware	Senior
Third Team	DB	Anthony Walters	Delaware	Senior

College Sporting News Sweet 63 All-Americans

INDIVIDUAL WINNERS				
Honor	Name	School	Class	
Offensive Player of the Year	Ben Ijalana	Villanova	Senior	
Lineman of the Year	Ben Ijalana	Villanova	Senior	
<i>Freshman of the Year</i>	<i>Andrew Pierce</i>	<i>Delaware</i>	<i>Freshman</i>	
OFFENSE				
Team	Position	Player	School	Class
First Team	OT	Ben Ijalana	Villanova	Senior
First Team	OG	Brant Clouser	Villanova	Senior
First Team	QB	Pat Devlin	Delaware	Senior
<i>First Team</i>	<i>RB</i>	<i>Andrew Pierce</i>	<i>Delaware</i>	<i>Freshman</i>
First Team	AP	Matt Szczur	Villanova	Senior
DEFENSE				
Team	Position	Player	School	Class
<i>First Team</i>	<i>DE</i>	<i>Brian McNally</i>	<i>New Hampshire</i>	<i>Junior</i>
First Team	DT	Martin Parker	Richmond	Senior
<i>First Team</i>	<i>LB</i>	<i>Matt Evans</i>	<i>New Hampshire</i>	<i>Sophomore</i>
<i>First Team</i>	<i>LB</i>	<i>Tyler Holmes</i>	<i>Massachusetts</i>	<i>Junior</i>
First Team	LB	Marquis Kirkland	Villanova	Senior
First Team	LB	Eric McBride	Richmond	Senior
First Team	CB	Anthony Walters	Delaware	Senior
First Team	S	Anthony Bratton	Delaware	Senior

Active Players in italics

18 NATIONAL AWARD WINNERS

18 NATIONAL SEMIFINALISTS

18 NATIONAL CHAMPIONSHIP GAME APPEARANCES

9 NATIONAL CHAMPIONS

2010 CAA Football In The Polls

Sports Network/Fathead.com Top 25 (Final)

No.	Team	Record	Points
1.	Eastern Washington (121)	13-2	3,049
2.	Delaware (1)	12-3	2,928
3.	Villanova	9-5	2,765
4.	Appalachian State	10-3	2,453
5.	Georgia Southern	10-5	2,440
6.	Wofford	10-3	2,297
7.	New Hampshire	8-5	2,063
8.	Stephen F. Austin	9-3	1,962
9.	North Dakota State	9-5	1,923
10.	William and Mary	8-4	1,901
11.	Montana State	9-3	1,789
12.	Jacksonville State	9-3	1,721
13.	Southeast Missouri State	9-3	1,702
14.	Lehigh	10-3	1,369
15.	Bethune-Cookman	10-2	1,209
16.	South Carolina State	9-3	1,139
17.	Western Illinois	8-5	1,076
18.	Penn	9-1	1,003
19.	Northern Iowa	7-5	910
20.	Montana	7-4	751
21.	Liberty	8-3	565
22.	Jacksonville	10-1	515
23.	Grambling State	9-2	377
24.	Cal Poly	7-4	315
25.	Dayton	10-1	245

Others receiving votes: Robert Morris 230, Coastal Carolina 152, Texas Southern 138, **Richmond 133**, **James Madison 92**, Southern Utah 82, **Massachusetts 77**, Florida A&M 74, Jackson State 27, Central Arkansas 27, Old Dominion 20, Sacramento State 18, Chattanooga 17, UC Davis 16, McNeese State 15, Northern Arizona 14, Elon 8, Eastern Kentucky 7, Weber State 7, Harvard 6, Yale 5, Colgate 5, Murray State 4, Illinois State 3, **Rhode Island 3**, Indiana State 2, Stony Brook 1.

FCS Coaches Top 25 (Final)

No.	Team	Record	Points
1.	Eastern Washington (25)	13-2	625
2.	Delaware	12-3	600
3.	Villanova	9-5	553
4.	Appalachian State	10-3	528
5.	Wofford	10-3	489
6.	Georgia Southern	10-5	465
7.	New Hampshire	8-5	438
8.	William and Mary	8-4	414
9.	North Dakota State	9-5	404
10.	Stephen F. Austin	9-3	382
11.	Montana State	9-3	535
12.	Jacksonville State	9-3	349
13.	Southeast Missouri State	9-3	346
14.	Lehigh	10-3	281
15.	Bethune-Cookman	10-2	249
16.	Penn	9-1	220
17.	South Carolina State	9-3	203
18.	Northern Iowa	7-5	194
19.	Liberty	8-3	193
20.	Western Illinois	8-5	172
21.	Montana	7-4	146
22.	Jacksonville	10-1	123
23.	Cal-Poly	7-4	92
24.	Grambling State	9-2	66
25.	Dayton	10-1	56

Others receiving votes: Robert Morris (42), Coastal Carolina (35), **Richmond (19)**, Southern Utah (18), Texas Southern (15), Florida A&M (14), **Massachusetts (13)**, Central Arkansas (12), Northern Arizona (4), Sacramento State (4), McNeese State (3), **James Madison (2)**, Illinois State (1), UC Davis (1), Weber State (1)

CONFERENCE RANKINGS (Final)

	SN/F	Coaches
Big Sky	3	3
Eastern Washington, Montana, Montana State		
Big South	1	1
Liberty		
CAA Football	4	4
Delaware, New Hampshire, Villanova, William and Mary		
Great West	1	1
Cal Poly		
Ivy	1	1
Penn		
Mid-Eastern Athletic	2	2
Bethune-Cookman, South Carolina State		
Missouri Valley Football	3	3
North Dakota State, Northern Iowa, Western Illinois		
Ohio Valley	2	2
Jacksonville State, Southeast Missouri State		
Patriot	1	1
Lehigh		
Pioneer	2	2
Dayton, Jacksonville		
Southwest Athletic	1	1
Grambling State		
Southern	3	3
Appalachian State, Georgia Southern, Wofford		
Southland	1	1
Stephen F. Austin		

5 NATIONAL CHAMPIONS

9 NATIONAL CHAMPIONSHIP GAME APPEARANCES

18 NATIONAL SEMIFINALISTS

18 NATIONAL AWARD WINNERS

2010 Week-By-Week/Team-By-Team Top-25 Breakdown

(Sports Network-Fathead.com/FCS Coaches)

	UD	JMU	UM	UMass	UNH	URI	UR	TU	VU	WM
Pre	16/19	15/15	rv/rv	rv/rv	10/9	-/-	6/6	-/-	1/1	4/4
Sept. 6	16/17	12/11	-/-	18/20	6/5	-/-	7/7	-/-	2/4	11/14
Sept. 13	11/12	3/3	rv/-	16/15	8/8	-/-	9/9	-/-	1/2	12/13
Sept. 20	7/6	3/3	-/-	11/9	16/18	rv/-	5/5	-/-	1/2	8/8
Sept. 27	5/5	3/3	-/-	8/8	14/15	-/-	11/12	-/-	1/2	7/7
Oct. 4	2/2	7/6	rv/-	8/8	22/23	rv/rv	11/11	-/-	6/7	4/5
Oct. 11	2/2	7/6	rv/-	8/8	16/15	-/-	20/19	-/-	6/7	4/5
Oct. 18	2/2	11/11	-/-	12/12	10/9	-/-	16/15	-/-	6/6	4/5
Oct. 25	6/6	15/15	-/-	18/18	10/9	-/-	14/14	-/-	5/5	3/4
Nov. 1	5/4	22/23	-/-	15/15	8/8	-/-	20/22	-/-	3/3	4/5
Nov. 8	2/1	rv/rv	-/-	14/13	17/15	rv/-	21/23	-/-	9/9	1/2
Nov. 15	1/1	rv/rv	-/-	19/19	14/13	-/-	18/20	-/-	15/15	6/6
Nov. 21	5/5	rv/rv	-/-	rv/rv	11/10	rv/-	rv/rv	-/-	10/11	4/4
Final	2/2	rv/rv	-/-	rv/rv	7/7	rv/-	rv/rv	-/-	3/3	10/8

2010 CAA Football Versus The Nation

2010 CAA FOOTBALL NON-CONFERENCE RECORD
[24-14 (.632)]

Conference	----- 2010 -----			2009	Pct.
	Games	W-L	Pct.		
ACC (FBS)	3	1-2	.333	2-2	.500
<i>Virginia 34, Richmond 13; James Madison 21, Virginia Tech 16; North Carolina 21, William and Mary 17</i>					
Big East (FBS)	2	0-2	.000	0-2	.000
<i>Pittsburgh 38, New Hampshire 16; Syracuse 38, Maine 14</i>					
Big Sky (FCS)	2	0-2	.000	2-0	1.000
<i>Eastern Washington 41, Villanova 31; Eastern Washington 20, Delaware 19</i>					
Big South (FCS)	5	5-0	1.000	6-0	1.000
<i>Towson 47, Coastal Carolina 45 (SOT); William and Mary 45, VMI 0; James Madison 10, Liberty 3; Massachusetts 26, Stony Brook 21; Richmond 41, Coastal Carolina 19</i>					
Big Ten (FBS)	2	0-2	.000	0-1	.000
<i>Indiana 51, Towson 17; Michigan 42, Massachusetts 37</i>					
Big 12 (FBS)		---	---	0-1	.000
FBS Independents		---	---	0-1	.000
FCS Independents	1	1-0	1.000	---	---
<i>William and Mary 21, Old Dominion 17</i>					
Ivy League (FCS)	3	2-1	1.000	2-1	.667
<i>Columbia 24, Towson 10; Villanova 22, Penn 10; Rhode Island 27, Brown 24 (1OT)</i>					
Mid-American (FBS)	2	0-2	.000	2-1	.667
<i>Buffalo 31, Rhode Island 0; Temple 31, Villanova 24</i>					
Mid-Eastern (FCS)	1	1-0	1.000	2-1	.667
<i>New Hampshire 45, Bethune-Cookman 20</i>					
Missouri Valley (FCS)	1	1-0	1.000	1-4	.500
<i>Delaware 26, South Dakota State 3</i>					
Northeast (FCS)	4	3-1	.750	4-1	.800
<i>Albany 3, Maine 0; New Hampshire 33, Central Connecticut State 3; Maine 31, Monmouth 23; Delaware 30, Duquesne 6</i>					
Patriot (FCS)	5	4-1	.800	4-1	.800
<i>Villanova 35, Lehigh 0; Massachusetts 31, Holy Cross 7; Fordham 27, Rhode Island 25; New Hampshire 31, Lehigh 10; Delaware 42, Lehigh 20</i>					
Pioneer (FCS)	1	1-0	1.000	---	---
<i>James Madison 48, Morehead State 7</i>					
Southern (FCS)	4	3-1	.750	1-1	.500
<i>Richmond 27, Elon 21 (1OT); Georgia Southern 31, William and Mary 15; Villanova 42, Appalachian State 24; Delaware 27, Georgia Southern 10</i>					
Southland (FCS)	1	1-0	1.000	1-0	1.000
<i>Villanova 54, Stephen F. Austin 24</i>					
Division II	1	1-0	1.000	2-0	1.000
<i>Delaware 31, West Chester 0</i>					
CAA Football vs. FCS	28	22-6	.786	23-6	.793

2010 CAA FOOTBALL NON-CONFERENCE RECORD
(Since 2002)

Year	----- Overall -----			----- Playoffs -----	
	Games	W-L	Pct.	W-L	Pct.
2002	36	24-12	.667	3-3	.500
2003	36	24-12	.667	4-1	.800
2004	47	32-15	.681	8-3 (2 CAAFB matchups)	.727
2005	40	25-15	.625	2-2	.500
2006	39	24-15	.615	4-3 (1 CAAFB matchup)	.571
2007	47	30-17	.638	6-5	.545
2008	54	34-20	.630	8-4 (1 CAAFB matchup)	.667
2009	43	29-14	.674	8-3 (2 CAAFB matchups)	.727
2010	38	24-14	.632	6-4 (1 CAAFB matchup)	.600
TOTALS	380	246-134	.647	49-28 (7 CAAFB matchups)	.636

CAA FOOTBALL ALL-TIME VICTORIES OVER BCS/FBS OPPONENTS
(Since NCAA I-A "BCS/FBS" & I-AA "FCS" Division in 1978)

YEAR	CAA Football School	BCS/FBS Opponent	Score	Date
1978	Massachusetts	Boston College	27-0	Nov. 5
1984	Massachusetts	Ball State	26-10	Sept. 1
1986	Delaware	Navy	27-14	Nov. 15
1989	Delaware	Navy	10-9	Nov. 18
1991	Delaware	Navy	29-25	Oct. 26
1992	Delaware	Navy	37-21	Oct. 24
1994	Boston Univ.	Army	21-12	Nov. 12
1998	William and Mary	Temple (BCS)	45-38	Oct. 3
1999	Connecticut	Buffalo	23-0	Sept. 18
2000	Northeastern	Connecticut	35-27	Sept. 23
2000	Richmond	Arkansas State	30-27	Sept. 30
2000	Rhode Island	Connecticut	26-21	Nov. 11
2002	Villanova	Rutgers (BCS)	37-19	Aug. 31
2002	Northeastern	Ohio	31-0	Sept. 7
2003	Villanova	Temple (BCS)	23-20	Sept. 6
2003	Delaware	Navy	21-17	Oct. 25
2004	New Hampshire	Rutgers (BCS)	35-24	Sept. 11
2004	Maine	Mississippi State (BCS)	9-7	Sept. 18
2006	Richmond	Duke (BCS)	13-0	Sept. 2
2006	New Hampshire	Northwestern (BCS)	34-17	Sept. 9
2007	New Hampshire	Marshall	48-35	Sept. 15
2007	Delaware	Navy	59-52	Oct. 27
2008	New Hampshire	Army	28-10	Sept. 6
2009	Villanova	Temple	27-24	Sept. 3
2009	William and Mary	Virginia (BCS)	26-14	Sept. 5
2009	Richmond	Duke (BCS)	24-16	Sept. 5
2009	New Hampshire	Ball State	23-16	Sept. 12
2010	James Madison	Virginia Tech (BCS)	21-16	Sept. 11
CAA Football vs. BCS/FBS (Since NCAA Division - 1978)				28-120 (.189)

18 NATIONAL AWARD WINNERS

18 NATIONAL SEMIFINALISTS

9 NATIONAL CHAMPIONSHIP GAME APPEARANCES

5 NATIONAL CHAMPIONS

2010 CAA FOOTBALL RED ZONE TOUCHDOWN RANKINGS

OFFENSE				DEFENSE			
Team	TDs-Chances	Rush-Pass	Success Pct.	Team	TDs-Chances	Rush-Pass	Success Pct.
Villanova	38-56	24-14	.679	James Madison	11-36	4-7	.306
James Madison	18-29	17-1	.621	Delaware	18-39	6-12	.462
Massachusetts	32-55	15-17	.582	Villanova	19-40	11-8	.475
New Hampshire	25-43	11-14	.581	Maine	23-46	11-12	.500
Maine	19-34	10-9	.559	Rhode Island	20-39	13-7	.513
Richmond	15-29	11-4	.517	William and Mary	18-35	15-3	.514
William and Mary	24-47	13-11	.511	New Hampshire	21-39	11-10	.538
Delaware	32-63	19-13	.508	Massachusetts	25-40	13-12	.625
Rhode Island	18-40	11-7	.450	Richmond	25-39	15-10	.641
Towson	10-27	6-4	.370	Towson	34-51	24-10	.667

2010 CAA FOOTBALL/NCAA STATISTICAL RANKINGS

(NCAA Rankings are based on a total of 120 FCS programs)

OFFENSE					DEFENSE				
Team	Rushing	Passing	Total	Scoring	Team	Rushing	Passing	Total	Scoring
Delaware	2/27	3/41	2/19	2/37	Delaware	2/12	3/26	1/5	1/1
James Madison	3/36	10/108	9/98	8/101	James Madison	4/26	1/12	2/8	2/3
Maine	7/74	5/64	6/84	7/98	Maine	5/29	9/87	6/60	8/56
Massachusetts	4/41	1/22	1/14	3/46	Massachusetts	9/86	6/37	7/61	9/63
New Hampshire	10/79	2/38	4/61	4/56	New Hampshire	6/38	5/31	3/22	3/5
Rhode Island	5/60	7/78	7/88	6/90	Rhode Island	3/25	10/103	10/73	7/55
Richmond	8/75	9/100	10/104	9/109	Richmond	8/84	7/50	9/72	6/27
Towson	6/73	8/93	8/94	9/109	Towson	10/94	4/27	8/63	10/108
Villanova	1/20	6/75	3/43	1/22	Villanova	1/7	8/85	5/34	5/19
William and Mary	9/78	4/43	5/66	5/57	William and Mary	7/54	2/24	4/30	4/6

2010 CAA FOOTBALL ATTENDANCE

School	Stadium	Seat Capacity	Games	Total Att.	Average Att.	Pct. of Seat Capacity
Delaware	Delaware Stadium	22,000	10	177,523	17,752.3	80.69
James Madison	Bridgeforth Stadium	15,694	6	99,584	16,597.3	105.76
Maine	Alfond Stadium	10,000	5	29,901	5,980.2	59.80
Massachusetts	McGuirk Stadium	17,000	5	65,023	13,004.6	76.50
New Hampshire	Cowell Stadium	6,500	5	38,669	7,733.8	118.98
Rhode Island	Meade Stadium	6,555	5	23,068	4,613.6	70.38
Richmond	Robins Stadium	8,700	6	51,400	8,566.7	98.47
Towson	Unitas Stadium	11,198	5	35,535	7,107.0	63.47
Villanova	Villanova Stadium	12,000	5	42,865	8,573.0	71.44
William and Mary	Zable Stadium	12,259	6	64,691	10,781.8	87.95

CAA FOOTBALL STATISTICAL TRENDS

Statistical trends in CAA Football since the league expanded in 2004 (Average/game)

Category	2004	2005	2006	2007	2008	2009	2010
Scoring Offense	28.1	28.6	24.0	27.8	26.9	24.4	22.6
Total Offense	377.9	395.6	344.1	377.0	354.9	339.6	341.0
Rushing Offense	156.6	172.7	147.5	169.7	159.3	145.5	153.7
Passing Offense	221.3	222.9	196.6	207.4	195.6	194.1	187.3
Percentage Run	41%	44%	43%	45%	45%	43%	45%
Percentage Pass	59%	56%	57%	55%	55%	57%	55%
Scoring Defense	25.3	23.9	21.6	25.8	24.9	22.6	20.4
Total Defense	356.7	355.9	327.0	362.9	345.7	324.0	329.9
Rushing Defense	142.9	149.3	139.1	159.4	155.8	126.3	136.4
Passing Defense	213.9	206.6	187.9	203.5	189.8	197.7	193.6
Percentage Run	40%	42%	43%	44%	45%	39%	41%
Percentage Pass	60%	58%	57%	56%	55%	61%	59%

–The national FCS average for scoring offense is 24.6 -- The Missouri Valley leads the nation at 28.3 points/game (CAA Football is tied for 12th out of 14).

–The national FCS average for total offense is 349.4 -- The Missouri Valley leads the nation at 391.2 yards/game (CAA Football is 9th out of 14).

2010 CAA FOOTBALL AVERAGE GAME TIMES

Team	# of Games	Avg. Game Time	Avg. # Off. Plays	Avg. # Def. Plays
Delaware	15	2:54	69.6	62.3
James Madison	11	2:50	60.0	63.5
Maine	11	2:56	63.4	68.7
Massachusetts	11	2:56	73.7	63.3
New Hampshire	13	2:54	70.5	67.7
Rhode Island	11	2:57	70.8	69.1
Richmond	11	3:01	62.6	68.5
Towson	11	2:59	66.8	67.4
Villanova	14	2:58	67.5	65.4
William and Mary	12	2:51	66.8	66.4
2010 TOTALS	79	2:56	67.1	66.2
2009 TOTALS	93	2:52	66.5	65.3
2008 TOTALS	103	2:54	65.4	65.5
2007 TOTALS	94	3:04	140.5	140.5
2006 TOTALS	88	2:47	63.0	63.0
2010 FCS National Averages	1317	2:56	67.3	67.3

5 NATIONAL CHAMPIONS

9 NATIONAL CHAMPIONSHIP GAME APPEARANCES

18 NATIONAL SEMIFINALISTS

18 NATIONAL AWARD WINNERS

CAA Football All-Time Records

CAA Football Record Last Five Seasons -- 2006-2010

(All Games)

CAA Football Record Last 10 Seasons -- 2001-2010

(All Games)

Team	Wins	Losses	Ties	Pct.	Titles	Team	Wins	Losses	Ties	Pct.	Titles
Richmond	47	17	0	.734	2	Villanova	82	41	0	.667	2
Villanova	46	18	0	.719	1	Massachusetts	75	45	0	.625	3
New Hampshire	44	20	0	.688	0	New Hampshire	77	47	0	.621	1
James Madison	41	19	0	.683	1	Delaware	78	48	0	.619	3
Massachusetts	41	21	0	.661	2	James Madison	74	47	0	.612	2
Delaware	38	26	0	.594	1	William and Mary	66	49	0	.574	3
William and Mary	33	26	0	.559	1	Richmond	67	54	0	.554	3
Maine	27	30	0	.474	0	Maine	63	53	0	.543	2
Towson	16	40	0	.286	0	Rhode Island	39	73	0	.348	0
Rhode Island	16	40	0	.286	0	*Towson	25	53	0	.321	0

* - Began league membership in 2004

2010 CAA Football Coaching Records

Coach, Team	COLLEGIATE OVERALL RECORD		ALL GAMES AT CAA SCHOOLS		CAA FOOTBALL GAMES ONLY	
	W-L-T	Pct.	W-L-T	Pct.	W-L-T	Pct.
K.C. Keeler, Delaware	162-63-1	.719	74-42	.638	42-32	.568
Mickey Matthews, James Madison	88-56	.611	88-56	.611	58-41	.586
Jack Cosgrove, Maine	97-108	.473	97-108	.473	66-81	.449
Kevin Morris, Massachusetts	35-43	.449	11-11	.500	7-9	.438
Sean McDonnell, New Hampshire	88-58	.603	88-58	.603	53-46	.535
Joe Trainer, Rhode Island	19-36	.345	6-16	.273	4-12	.250
Latrell Scott, Richmond	6-5	.545	6-5	.545	4-4	.500
Rob Ambrose, Towson	6-26	.188	3-19	.136	1-15	.063
Andy Talley, Villanova	216-125-2	.633	188-107-1	.637	112-75	.599
Jimmye Laycock, William and Mary	208-145-2	.589	208-145-2	.589	88-58	.603

CAA Football All-Time League Standings

(League games only)

Team	Wins	Losses	Ties	Pct.	Overall Titles	Shared Titles	Outright Titles	Last Title
Delaware	131	70	0	.652	9	7	2	2010
Massachusetts	233	134	4	.633	21	11	10	2007
William and Mary	88	58	0	.603	4	3	1	2010
Villanova	112	75	0	.599	5	4	1	2009
<i>Connecticut</i>	<i>158</i>	<i>115</i>	<i>10</i>	<i>.576</i>	<i>15</i>	<i>10</i>	<i>5</i>	<i>1989</i>
James Madison	84	63	0	.571	3	2	1	2008
New Hampshire	196	176	10	.526	12	4	8	2005
Richmond	94	107	0	.468	6	5	1	2009
Maine	169	207	7	.450	11	8	3	2002
<i>Boston University</i>	<i>71</i>	<i>89</i>	<i>0</i>	<i>.444</i>	<i>6</i>	<i>4</i>	<i>2</i>	<i>1993</i>
<i>Hofstra</i>	<i>31</i>	<i>44</i>	<i>0</i>	<i>.413</i>	<i>1</i>	<i>1</i>	<i>0</i>	<i>2001</i>
<i>Northeastern</i>	<i>52</i>	<i>87</i>	<i>0</i>	<i>.374</i>	<i>1</i>	<i>1</i>	<i>0</i>	<i>2002</i>
Rhode Island	129	251	7	.342	7	5	2	1985
<i>Vermont</i>	<i>27</i>	<i>63</i>	<i>2</i>	<i>.304</i>	<i>0</i>	<i>0</i>	<i>0</i>	<i>-----</i>
Towson	11	45	0	.196	0	0	0	-----

former league members in italics

Last Back-to-Back Champion: Massachusetts (2006-07) -- Shared with Richmond in 2007

Longest Title Streak: 5, Connecticut (1956-60)

Most Years Between Titles: 25, Rhode Island (1985-2010)

18 NATIONAL AWARD WINNERS

18 NATIONAL SEMIFINALISTS

9 NATIONAL CHAMPIONSHIP GAME APPEARANCES

5 NATIONAL CHAMPIONS

2010 CAA Football Weekly Honors

CAA FOOTBALL OFFENSIVE PLAYER OF THE WEEK

Sept. 6.....	Jonathan Hernandez, Massachusetts, RB
Sept. 13.....	Drew Dudzik, James Madison, QB
Sept. 20.....	Andrew Pierce, Delaware, RB
Sept. 27.....	R.J. Toman, New Hampshire, QB
Oct. 4.....	Steve Probst, Rhode Island, QB
Oct. 11.....	Pat Devlin, Delaware, QB
Oct. 18.....	Chris Whitney, Villanova, QB
Oct. 25.....	Jonathan Grimes, William and Mary, RB
Nov. 1.....	Chris Whitney, Villanova, QB
Nov. 8.....	Steve Probst, Rhode Island, QB
Nov. 15.....	Pat Devlin, Delaware, QB
Nov. 22.....	Mike Callahan, William and Mary, QB

CAA FOOTBALL SPECIAL TEAMS PLAYER OF THE WEEK

Sept. 6.....	Terrance Fox, New Hampshire, KR
Sept. 13.....	B.W. Webb, William and Mary, PR
Sept. 20.....	Casey Cooley, Richmond, DL
Sept. 27.....	Taveion Cuffee, James Madison, DB
Oct. 4.....	Brian Harvey, Maine, PK
Oct. 4.....	Mike Perry, Delaware, PK
Oct. 11.....	Ed Wagner, Delaware, P
Oct. 18.....	Travis Hurd, Rhode Island, KR
Oct. 25.....	Wil Kamin, Richmond, PK/P
Nov. 1.....	Caleb Violette, Massachusetts, PK/P
Nov. 8.....	Willie McGinnis, Rhode Island, DL
Nov. 15.....	Josh Roach, James Madison, LB
Nov. 22.....	Angelo Babbaro, Villanova, KR

CAA FOOTBALL DEFENSIVE PLAYER OF THE WEEK

Sept. 6.....	Tyler Holmes, Massachusetts, LB
Sept. 13.....	Anthony Bratton, Delaware, DB
Sept. 20.....	Victor Adesanya, Rhode Island, DL
Sept. 27.....	James Pitts, Villanova, DB
Sept. 27.....	Anthony Walters, Delaware, DB
Oct. 4.....	Dante Cook, William and Mary, LB
Oct. 4.....	Justin Rogers, Richmond, DB
Oct. 11.....	John Greer, New Hampshire, DB
Oct. 18.....	Matt Evans, New Hampshire, LB
Oct. 18.....	Eric McBride, Richmond, LB
Oct. 25.....	Matt Evans, New Hampshire, LB
Nov. 1.....	Tyler Holmes, Massachusetts, LB
Nov. 8.....	Tyler Holmes, Massachusetts, LB
Nov. 15.....	Eric McBride, Richmond, LB
Nov. 22.....	Matt Evans, New Hampshire, LB

CAA FOOTBALL ROOKIE OF THE WEEK

Sept. 6.....	Andrew Pierce, Delaware, RB
Sept. 13.....	Andrew Pierce, Delaware, RB
Sept. 13.....	Stephon Robertson, James Madison, LB
Sept. 20.....	Andrew Pierce, Delaware, RB
Sept. 27.....	Stephon Robertson, James Madison, LB
Oct. 4.....	Trevor Sasek, Delaware, QB
Oct. 11.....	Andrew Pierce, Delaware, RB
Oct. 18.....	Andrew Pierce, Delaware, RB
Oct. 25.....	Terrel Walker, Maine, RB
Nov. 1.....	Kyle Polk, Towson, LB
Nov. 8.....	Andrew Pierce, Delaware, RB
Nov. 15.....	Dae'Quan Scott, James Madison, QB
Nov. 22.....	Deontray Johnson, Rhode Island, KR

Career CAA Football Weekly Award Leaders

(Since 2007)

- 7 - Andrew Pierce (Delaware, RB)
- 6 - Jonathan Grimes (William and Mary, RB); Rodney Landers (James Madison, QB); Justin Rogers (Richmond, KR/DB)
- 5 - Scotty McGee (James Madison, KR)
- 4 - Pat Devlin (Delaware, QB); Justin Thorpe (James Madison, QB); Eric Ward (Richmond, QB)
- 3 - Jovan Belcher (Maine, DL); Matt Evans (New Hampshire, LB); Tyler Holmes, (Massachusetts, LB); Josh Jennings (Massachusetts, LB); Tom Manning (New Hampshire, PK); Eric McBride (Richmond, LB); Ricky Santos (New Hampshire, QB); Anthony Walters (Delaware, DB); B.W. Webb (William and Mary, DB); Chris Whitney (Villanova, QB)
- 2 - Angelo Babbaro (Villanova, KR); Liam Coen (Massachusetts, QB); Derek Cox (William and Mary, DB); Derek Hatcher (Richmond, PR); Jonathan Hernandez (Massachusetts, RB); Tim Hightower (Richmond, RB); Kareem Huggins (Hofstra, KR); Kyle Hunte (Northeastern, LB); Brock Jackolski, (Hofstra, RB); Terrence Klein (New Hampshire, LB); Joe Marcoux (Villanova, PK); Brian Pate (William and Mary, PK); Steve Probst (Rhode Island, QB); Stephon Robertson (James Madison, LB); Jon Striefsky (Delaware, PK); R.J. Toman (New Hampshire, QB); Adrian Tracy (William and Mary, DL); Jake Trantin (William and Mary, LB); Jared Turcotte (Maine, RB); Josh Vaughan (Richmond, RB); Gian Villante (Hofstra, LB); Griff Yancey (James Madison, RB)
- 1 - Adam Abramowitz (Richmond, DL); D.J. Adeoba (Massachusetts, LB); Victor Adesanya (Rhode Island, DL); R.J. Archer (William and Mary, QB); Peter Athens (Towson, QB); Aaron Ball (Villanova, RB); John Baranovskiy (James Madison, DL); Justin Barnes (James Madison, LB); Nick Battle (Richmond, DL); Mike Boyle (New Hampshire, KR); Brian Bradford (Towson, LB); Anthony Bratton (Delaware, DB); Pushaun Brown (Maine, RB); Marcus Burley (Delaware, DB); Jerry Butler (Delaware, KR); Mike Callahan (William and Mary, QB); Derek Cassidy (Rhode Island, QB); Cory Christopher (Hofstra, QB); Cody Cipalla (Delaware, DB); John Clements (New Hampshire, KR); Dante Cook (William and Mary, LB); Casey Cooley (Richmond, DL); Omar Cuff (Delaware, RB); Taveion Cuffee (James Madison, DB); John Dempsey (Villanova, DB); Donte Dennis (Maine, LB); Cameron Dohse (William and Mary, WR); Drew Dudzik (James Madison, QB); Louis Feinstein (Rhode Island, PK); Joe Flacco (Delaware, QB); Terrance Fox (New Hampshire, KR); Matt Goff (James Madison, P); John Greer (New Hampshire, DB); John Griffin (Northeastern, RB); Stanley Gutierrez (Hofstra, LB); Darryl Hamilton (Richmond, DB); Brandyn Harvey (Villanova, WR); Kyle Havens (Massachusetts, QB); Brian Harvey (Maine, PK); David Hayes (Delaware, RB); Ryan Hinds (New Hampshire, DB); Stephen Howell (Richmond, DB); Markus Hunter (James Madison, DB); Travis Hurd (Rhode Island, KR); Devon Jackson (New

- Hampshire, LB); Chris Jeannot (New Hampshire, TE); Sean Jellison (New Hampshire, RB); Deontray Johnson (Rhode Island, KR); Mat Johnson (Northeastern, PK); Brandon Johnson-Farrell (Rhode Island, WR); Wil Kamin (Richmond, PK/P); Chris Koepplin (Massachusetts, PK); TIm Kukucka (Villanova, DL); Sherman Logan (Richmond, DL); Fred Maldonado (Villanova, DB); Matt Marcorelle (Delaware, DL); Deron Mayo (Hofstra, DL); Miguel Maysonet (Hofstra, RB); Willie McGinnis (Rhode Island, DL); Perry McIntyre (Massachusetts, LB); David Miller (William and Mary, P); Greg Miller (Villanova, DL); Arthur Moats (James Madison, DL); Martel Moody (Villanova, DB); J.J. Moore (Massachusetts, WR); Maurice Murray (Northeastern, RB); Tony Nelson (Massachusetts, RB); Martin Parker (Richmond, DL); Matt Parent (New Hampshire, LB); Mike Perry (Delaware, PK); Jake Phillips (William and Mary, QB); James Pitts (Villanova, DB); Kyle Polk (Towson, LB); Josh Roach (James Madison, LB); Courtney Robinson (Massachusetts, KR); Josh Rutter (William and Mary, LB); Trevor Sasek (Delaware, QB); Sean Schaefer (Towson, QB); Dae'Quan Scott (James Madison, QB); Hugo Souza (New Hampshire, LB); Matt Szczer (Villanova, WR); Julian Talley (Massachusetts, WR); Phillip Thaxton (Delaware, RB); Nate Thellen (Northeastern, DB); Terence Thomas (Villanova, LB); Chris Treister (Maine, QB); Dino Vasso (New Hampshire, DB); Caleb Violette (Massachusetts, PK/P); Ed Wagner (Delaware, P); Terrel Walker (Maine, RB); Lamir Whetstone (Maine, DB); Chase Williams (James Madison, LB); Roger Williams (Hofstra, PK); Nick Yako, (Villanova, PK); Rob Zarrilli (Hofstra, PK)

2010 National Weekly Honorees

THE SPORTS NETWORK/FATHEAD.COM FCS NATIONAL PLAYERS OF THE WEEK

Sept. 13.....	Andrew Pierce, Delaware, RB (Rookie)
Sept. 20.....	Andrew Pierce, Delaware, RB (Rookie)
Oct. 4.....	Justin Rogers, Richmond, DB (Defense)
Nov. 8.....	Tyler Holmes, Massachusetts, LB (Defense)
Nov. 15.....	Dae'Quan Scott, James Madison, QB (Rookie)

COLLEGE SPORTING NEWS NATIONAL ALL-STAR

Sept. 6.....	Tyler Holmes, Massachusetts, LB
Sept. 13.....	Stephon Robertson, James Madison, LB
Sept. 27.....	R.J. Toman, New Hampshire, QB
Oct. 4.....	Dante Cook, William and Mary, LB
Oct. 4.....	Mike Perry, Delaware, PK
Oct. 11.....	John Greer, New Hampshire, DB
Oct. 18.....	Chris Whitney, Villanova, QB
Nov. 8.....	Tyler Holmes, Massachusetts, LB

5 NATIONAL CHAMPIONS

9 NATIONAL CHAMPIONSHIP GAME APPEARANCES

18 NATIONAL SEMIFINALISTS

18 NATIONAL AWARD WINNERS

2010 CAA Football Superlatives

5 NATIONAL CHAMPIONS 9 NATIONAL CHAMPIONSHIP GAME APPEARANCES 18 NATIONAL SEMIFINALISTS 18 NATIONAL AWARD WINNERS

400 - YARD PASSERS

Kyle Havens (Massachusetts, Senior).....450 vs. New Hampshire (10/23)

300 - YARD PASSERS

Kyle Havens (Massachusetts, Senior)..... 373 vs. Rhode Island (11/20)
 R.J. Toman (New Hampshire, Senior)..... 348 vs. Lehigh (9/25)
 Mike Callahan (William and Mary, Senior) 331 vs. Richmond (11/20)
 Chris Whitney (Villanova, Senior) 322 vs. Maine (10/16)
 Pat Devlin (Delaware, Senior).....318 vs. Towson (11/6)
 Pat Devlin (Delaware, Senior).....305 vs. Villanova (11/20)
 R.J. Toman (New Hampshire, Senior)..... 304 vs. Maine (10/2)

200 - YARD RUSHERS

Andrew Pierce (Delaware, Freshman) 200 vs. Duquesne (9/18)

100 - YARD RUSHERS

Dontra Peters (New Hampshire, Sophomore) 197 vs. C. Connecticut State (9/4)
 Andrew Pierce (Delaware, Freshman) 186 vs. Georgia Southern (12/18)
 Andrew Pierce (Delaware, Freshman) 165 vs. South Dakota State (9/11)
 Dontra Peters (New Hampshire, Sophomore) 157 vs. Villanova (11/13)
 John Griffin (Massachusetts, Senior) 145 vs. Delaware (11/13)
 Jared Turcotte (Maine, Junior) 144 vs. Monmouth (9/11)
 Andrew Pierce (Delaware, Freshman) 142 vs. Eastern Washington (1/7)
 Pushaun Brown (Maine, Junior) 141 vs. Massachusetts (11/6)
 Jamal Sullivan (James Madison, Senior) 137 vs. Richmond (11/6)
 Jonathan Hernandez (Massachusetts, Junior) 137 vs. James Madison (10/30)
 John Griffin (Massachusetts, Senior) 132 vs. Stony Brook (9/25)
 Jonathan Hernandez (Massachusetts, Junior) 132 vs. William and Mary (9/4)
 Andrew Pierce (Delaware, Freshman) 131 vs. Rhode Island (10/16)
 Tyler Kirchoff (Richmond, Senior) 126 vs. Coastal Carolina (10/2)
 Anthony Ferrer (Rhode Island, Senior) 125 vs. Massachusetts (11/20)
 Dae'Quan Scott (James Madison, Freshman) 125 vs. William and Mary (11/13)
 Jonathan Hernandez (Massachusetts, Junior) 124 vs. Rhode Island (11/20)
 Jonathan Grimes (William and Mary, Junior) 124 vs. Old Dominion (9/18)
 Chris Hart (Towson, Junior) 123 vs. Indiana (9/2)
 Jamal Sullivan (James Madison, Senior) 121 vs. William and Mary (11/13)
 Andrew Pierce (Delaware, Freshman) 119 vs. West Chester (9/2)
 John Griffin (Massachusetts, Senior) 117 vs. Towson (10/2)
 Chris Whitney (Villanova, Senior) 116 vs. Richmond (10/30)
 Jonathan Grimes (William and Mary, Junior) 114 vs. New Hampshire (11/6)
 Andrew Pierce (Delaware, Freshman) 114 vs. Richmond (9/25)
 Jonathan Hernandez (Massachusetts, Junior) 114 vs. Michigan (9/18)
 Tyler Kirchoff (Richmond, Senior) 108 vs. New Hampshire (10/9)
 David Hayes (Delaware, Sophomore) 107 vs. Massachusetts (11/13)
 Tremayne Dameron (Towson, Sophomore) 107 vs. Coastal Carolina (9/11)
 Pushaun Brown (Maine, Junior) 106 vs. James Madison (11/20)
 Matt Szczur (Villanova, Senior) 104 vs. Appalachian State (12/11)
 Pushaun Brown (Maine, Junior) 104 vs. William and Mary (9/25)
 Jovan Smith (Richmond, Freshman) 102 vs. Delaware (9/25)
 Aaron Ball (Villanova, Senior) 102 vs. Lehigh (9/11)
 Pushaun Brown (Maine, Junior) 101 vs. Towson (11/13)
 Steve Probst (Rhode Island, Junior) 101 vs. Villanova (11/6)
 Ayo Isijola (Rhode Island, Sophomore) 101 vs. New Hampshire (9/18)
 Jonathan Grimes (William and Mary, Junior) 100 vs. Georgia Southern (12/4)
 Tremayne Dameron (Towson, Sophomore) 100 vs. New Hampshire (11/20)
 Scott Noble (James Madison, Junior) 100 vs. New Hampshire (10/16)
 Chris Hart (Towson, Junior) 100 vs. Rhode Island (10/30)
 Aaron Ball (Villanova, Senior) 100 vs. Towson (9/18)

100 - YARD RECEIVERS

Anthony Nelson (Massachusetts, Senior) 190 vs. New Hampshire (10/23)
 Nihja White (Delaware, Sophomore) 146 vs. William and Mary (10/23)
 Terrance Fox (New Hampshire, Senior) 134 vs. Lehigh (9/25)
 Anthony Nelson (Massachusetts, Senior) 129 vs. Rhode Island (11/20)
 Matt Szczur (Villanova, Senior) 128 vs. Stephen F. Austin (12/4)
 Ryan Moody (William and Mary, Sophomore) 122 vs. James Madison (11/13)
 Terrance Fox (New Hampshire, Senior) 118 vs. Rhode Island (9/18)
 Mark Schenauer (Delaware, Junior) 113 vs. Lehigh (12/4)
 Kerby Long (James Madison, Junior) 112 vs. Morehead State (9/4)
 Julian Talley (Massachusetts, Junior) 111 vs. New Hampshire (10/23)

100 - YARD RECEIVERS (cont.)

Dorian Wells (Villanova, Sophomore) 111 vs. Maine (10/16)
 Norman White (Villanova, Junior) 110 vs. William and Mary (10/2)
 Hakeem Moore (Towson, Senior) 110 vs. Columbia (9/25)
 Ryan Moody (William and Mary, Sophomore) 110 vs. VMI (9/11)
 Chris Jeannot (New Hampshire, Junior) 110 vs. Pittsburgh (9/11)
 Julian Talley (Massachusetts, Junior) 109 vs. Rhode Island (11/20)
 Nihja White (Delaware, Sophomore) 108 vs. Towson (11/6)
 Hakeem Moore (Towson, Senior) 106 vs. Coastal Carolina (9/11)
 Rob Jones (Delaware, Sophomore) 105 vs. Maine (10/9)
 Brandon Johnson-Farrell (Rhode Island, Sophomore) 104 vs. Brown (10/2)
 Derek Session (Maine, Junior) 104 vs. New Hampshire (10/2)
 Anthony Nelson (Massachusetts, Senior) 103 vs. Holy Cross (9/11)
 Ryan Moody (William and Mary, Sophomore) 101 vs. Richmond (11/20)
 Anthony Baskerville (Rhode Island, Junior) 100 vs. Maine (10/23)

16-OR-MORE TACKLES

Matt Evans (New Hampshire, Sophomore) 20 vs. William and Mary (11/6)
 Matt Hansen (Rhode Island, Senior) 20 vs. William and Mary (10/9)
 Mike Mele (Massachusetts, Senior) 18 vs. Delaware (11/13)
 Patrick Weldon (Richmond, Senior) 18 vs. Rhode Island (11/13)
 Eric McBride (Richmond, Senior) 18 vs. James Madison (11/6)
 Tyler Holmes (Massachusetts, Junior) 18 vs. Towson (10/2)
 Eric McBride (Richmond, Senior) 18 vs. Coastal Carolina (10/2)
 Donte Dennis (Maine, Junior) 17 vs. Massachusetts (11/6)
 Donte Dennis (Maine, Junior) 17 vs. Delaware (10/9)
 Dante Cook (William and Mary, Sophomore) 16 vs. Georgia Southern (12/4)
 Tyler Holmes (Massachusetts, Junior) 16 vs. Delaware (11/13)
 Patrick Weldon (Richmond, Senior) 16 vs. James Madison (11/6)
 Dante Cook (William and Mary, Sophomore) 16 vs. Delaware (10/23)
 Jabrel Mines (William and Mary, Sophomore) 16 vs. Massachusetts (9/4)

Active Players in italics

2010 CAA Football Individual Statistics

RUSHING		Team	Cl	G	Att	Yds	Avg	TD	Long	Yds/G
1.	<i>Andrew Pierce (15)</i>	UD	FR	15	329	1655	5.0	14	40	110.3
2.	<i>Jonathan Hernandez (33)</i>	UMass	JR	11	219	938	4.3	9	32	85.3
3.	John Griffin (45)	UMass	SR	11	168	843	5.0	5	59	76.6
4.	<i>Jonathan Grimes (47)</i>	WM	JR	12	207	887	4.3	8	30	73.9
5.	Jamal Sullivan (54)	JMU	SR	10	169	716	4.2	5	53	71.6
6.	<i>Pushaun Brown (81)</i>	UM	JR	11	136	654	4.8	5	40	59.5
7.	<i>Dontra Peters (83)</i>	UNH	SO	12	142	707	5.0	7	60	58.9
8.	Aaron Ball (86)	VU	SR	14	162	794	4.9	5	60	56.7
9.	<i>Steve Probst (95)</i>	URI	JR	11	157	600	3.8	7	58	54.5
10.	Tyler Kirchoff	UR	SR	11	122	547	4.5	6	50	49.7

PASSING/GAME		Team	Cl	G	Att	Cmp	Int	Pct.	Yds	TD	Avg/G
1.	Kyle Havens	UMass	SR	11	345	219	7	63.5	2692	20	244.7
2.	Pat Devlin	UD	SR	14	384	261	3	68.0	3032	22	216.6
3.	R.J. Toman	UNH	SR	12	368	228	11	62.0	2414	15	201.2
4.	Mike Callahan	WM	SR	9	209	129	3	61.7	1659	10	184.3
5.	<i>Steve Probst</i>	URI	JR	11	337	194	12	57.6	1876	9	170.5
6.	<i>Warren Smith</i>	UM	JR	11	304	197	10	64.8	1857	9	168.8
7.	Chris Whitney	VU	SR	14	312	203	7	65.1	2241	22	160.1
8.	Drew Dudzik	JMU	SR	11	181	99	9	54.7	1282	5	116.5
9.	<i>Kevin Decker</i>	UNH	JR	13	67	46	1	68.7	447	5	34.4
10.	<i>Chris Treister</i>	UM	JR	10	45	22	0	48.9	221	1	22.1

TOTAL OFFENSE		Team	Cl	G	Rush	Pass	Plays	Total	Yds/G
1.	Kyle Havens (25)	UMass	SR	11	-62	2692	384	2630	239.1
2.	Pat Devlin (33)	UD	SR	14	130	3032	459	3162	225.9
3.	<i>Steve Probst (34)</i>	URI	JR	11	600	1876	494	2476	225.1
4.	R.J. Toman (40)	UNH	SR	12	197	2414	488	2611	217.6
5.	Chris Whitney (48)	VU	SR	14	606	2241	488	2847	203.4
6.	Mike Callahan (63)	WM	SR	9	16	1659	245	1675	186.1
7.	<i>Warren Smith (65)</i>	UM	JR	11	141	1857	369	1998	181.6
8.	Drew Dudzik (88)	JMU	SR	11	345	1282	281	1627	147.9
9.	<i>Andrew Pierce</i>	UD	FR	15	1655	0	329	1655	110.3
10.	<i>Jonathan Hernandez</i>	UMass	JR	11	938	0	219	938	85.3

RECEPTIONS/GAME		Team	Cl	G	Rec	Yds	TD	Long	Avg/C	Rec/G
1.	Terrance Fox (18)	UNH	SR	13	80	821	7	38	10.3	6.15
2.	Anthony Nelson (32)	UMass	SR	11	61	830	4	58	13.6	5.55
3.	<i>Julian Talley (39)</i>	UMass	JR	11	56	747	6	45	13.3	5.09
4.	<i>Norman White (52)</i>	VU	JR	14	69	886	11	54	12.8	4.93
5.	Derek Session (67)	UM	SR	11	50	580	1	50	11.6	4.55
6.	Anthony Baskerville (72)	URI	JR	11	48	500	3	30	10.4	4.36
7.	<i>Nihja White (87)</i>	UD	SO	15	60	752	6	51	12.5	4.00
8.	<i>Ryan Moody (93)</i>	WM	SO	12	47	731	2	47	15.6	3.92
9.	<i>Joey Orlando</i>	UNH	SO	13	50	585	6	56	11.7	3.85
10.	<i>Tre Gray</i>	UR	JR	10	38	478	2	41	12.6	3.80

RECEIVE YDS/GAME		Team	Cl	G	Rec	Yds	TD	Long	Avg/C	Yds/G
1.	Anthony Nelson (32)	UMass	SR	11	61	830	4	58	13.6	75.5
2.	<i>Julian Talley (46)</i>	UMass	JR	11	56	747	6	45	13.3	67.9
3.	<i>Norman White (60)</i>	VU	JR	14	69	886	11	54	12.8	63.3
4.	Terrance Fox (61)	UNH	SR	13	80	821	7	38	10.3	63.2
5.	<i>Ryan Moody (68)</i>	WM	SO	12	47	731	2	47	15.6	60.9
6.	Derek Session (96)	UM	SR	11	50	580	1	50	11.6	52.7
7.	Hakeem Moore	TU	SR	11	29	559	6	64	19.3	50.8
8.	<i>Nihja White</i>	UD	SO	15	60	752	6	51	12.5	50.1
9.	<i>Tre Gray</i>	UR	JR	10	38	478	2	41	12.6	47.8
10.	<i>Dorian Wells</i>	VU	SO	12	37	554	4	73	15.0	46.2

ALL PURPOSE		Team	Cl	G	Rush	Rcv	PR	KR	Yds	Avg/G
1.	<i>Jonathan Grimes (24)</i>	WM	JR	12	887	260	0	473	1620	135.0
2.	Hakeem Moore (32)	TU	SR	11	13	559	13	843	1428	129.8
3.	<i>Andrew Pierce (39)</i>	UD	FR	15	1655	199	0	0	1854	123.6
4.	Angelo Babbaro (40)	VU	SR	14	528	243	0	947	1718	122.7
5.	Anthony Nelson (54)	UMass	SR	11	74	830	103	242	1249	113.5
6.	<i>Jonathan Hernandez (67)</i>	UMass	JR	11	938	211	0	16	1165	105.9
7.	Terrance Fox (74)	UNH	SR	13	99	821	68	324	1312	100.9
8.	Jamal Sullivan	JMU	SR	10	716	87	0	101	904	90.4
9.	<i>Travis Hurd</i>	URI	FR	10	234	139	0	472	845	84.5
10.	John Griffin	UMass	SR	11	843	49	0	-7	885	80.5

INTERCEPTIONS		Team	Cl	G	Int	Yds	TD	Long	Int/G
1.	Anthony Walters (14)	UD	SR	13	7	138	0	50	0.54
2.	Dino Vasso (22)	UNH	SR	13	6	-10	0	0	0.46
3.	<i>Tyler Holmes (23)</i>	UMass	JR	11	5	70	2	50	0.45
4.	Jarrold Williams (40)	URI	SR	11	4	36	1	33	0.36
	Patrick Weldon (40)	UR	SR	11	4	4	0	4	0.36
6.	Tyrone Grant (59)	UD	SR	15	5	113	1	47	0.33
7.	<i>Kyle Flemings (69)</i>	UNH	JR	13	4	1	0	1	0.31
8.	<i>Taveion Cuffee (71)</i>	JMU	JR	10	3	11	0	11	0.30
9.	<i>Tremayne Graham (83)</i>	UR	JR	11	3	7	0	7	0.27
10.	Evan Francks	WM	SR	12	3	64	1	48	0.25

PASS EFFICIENCY		Team	Cl	G	Att	Cmp	Int	Pct.	Yds	TD	Eff.
1.	Pat Devlin (5)	UD	SR	14	384	261	3	68.0	3032	22	151.6
2.	<i>Kevin Decker</i>	UNH	JR	13	67	46	1	68.7	447	5	146.3
3.	Chris Whitney (12)	VU	SR	14	312	203	7	65.1	2241	22	144.2
4.	Kyle Havens (14)	UMass	SR	11	345	219	7	63.5	2692	20	144.1
5.	Mike Callahan (19)	WM	SR	9	209	129	3	61.7	1659	10	141.3
6.	R.J. Toman (57)	UNH	SR	12	368	228	11	62.0	2414	15	124.5
7.	<i>Warren Smith (62)</i>	UM	JR	11	304	197	10	64.8	1857	9	119.3
8.	Drew Dudzik (72)	JMU	SR	11	181	99	9	54.7	1282	5	113.4
9.	<i>Steve Probst (82)</i>	URI	JR	11	337	194	12	57.6	1876	9	106.0
10.	<i>Chris Treister</i>	UM	JR	10	45	22	0	48.9	221	1	97.5

PUNT RETURN AVG		Team	Cl	G	Ret	Yds	TD	Long	Avg
1.	Justin Rogers (15)	UR	SR	11	15	186	0	54	12.4
2.	<i>B.W. Webb (29)</i>	WM	SO	12	19	187	1	64	9.8
3.	<i>Trevor Coston (43)</i>	UM	JR	11	20	149	0	34	7.4

KICK RETURN AVG		Team	Cl	G	Ret	Yds	TD	Long	Avg
1.	<i>Travis Hurd (23)</i>	URI	FR	10	18	472	1	75	26.2
2.	Angelo Babbaro (27)	VU	SR	14	37	947	2	86	25.6
3.	<i>Jonathan Grimes (35)</i>	WM	JR	12	19	473	0	43	24.9
4.	Steven Barker (47)	UM	SR	11	15	360	0	64	24.0
5.	Phillip Thaxton (65)	UD	SR	15	26	585	0	49	22.5
6.	<i>Kerby Long (71)</i>	JMU	JR	11	21	466	0	41	22.2
7.	Hakeem Moore (76)	TU	SR	11	39	843	0	44	21.6
8.	<i>Jordan Anderson (78)</i>	JMU	FR	10	12	259	0	28	21.6
9.	Justin Rogers	UR	SR	11	23	459	0	29	20.0
10.	<i>Roosevelt Boone</i>	UM	JR	9	20	397	0	34	19.9

PUNTING		Team	Cl	G	Punt	Yds	Long	Avg
1.	Dominic Scarnecchia (5)	VU	JR	13	53	2287	63	43.2
2.	David Miller (6)	WM	SR	10	49	2109	70	43.0
3.	Ed Wagner (27)	UD	SR	15	63	2540	58	40.3
4.	<i>David Skahn (43)</i>	JMU	SO	11	48	1883	55	39.2
5.	<i>Tim Edger (45)</i>	URI	JR	11	65	2545	64	39.2
6.	<i>Nick Hicks (48)</i>	UR	SO	9	49	1910	65	39.0
7.	<i>Jordan Waxman (62)</i>	UM	JR	11	62	2355	59	38.0
8.	<i>Caleb Violette</i>	UMass	SO	11	38	1437	59	37.8
9.	Kyle Auffray (67)	UNH	SR	13	71	2679	67	37.7
10.	<i>D.J. Soven (98)</i>	TU	FR	11	54	1808	53	33.5

SCORING		Team	Cl	G	TD	XPT	FG	2XP	Pts	Pts/G
1.	<i>Mike Perry (33)</i>	UD	JR	15	0	46	20	0	106	7.1
2.	<i>Andrew Pierce (40)</i>	UD	FR	15	17	0	0	0	102	6.8
3.	<i>Drake Kuhn (69)</i>	WM	FR	9	0	17	13	0	56	6.2
4.	Chris Whitney	VU	SR	14	13	0	0	0	78	5.6
5.	<i>Jonathan Hernandez</i>	UMass	JR	11	10	0	0	0	60	5.5
6.	<i>Caleb Violette</i>	UMass	SO	11	0	29	9	0	56	5.1
7.	<i>Louis Feinstein</i>	URI	JR	11	0	20	11	0	53	4.8
8.	<i>Norman White</i>	VU	JR	14	11	0	0	0	66	4.7
9.	<i>Mike MacArthur</i>	UNH	FR	12	0	24	10	0	54	4.5
10.	Nick Wallace	TU	SR	11	0	15	10	0	45	4.1

5 NATIONAL CHAMPIONS
9 NATIONAL CHAMPIONSHIP GAME APPEARANCES
18 NATIONAL SEMIFINALISTS
18 NATIONAL AWARD WINNERS

NCAA FCS ranking in parentheses | Active Players in italics

2010 CAA Football Individual Statistics

18 NATIONAL AWARD WINNERS

18 NATIONAL SEMIFINALISTS

18 NATIONAL CHAMPIONSHIP GAME APPEARANCES

5 NATIONAL CHAMPIONS

SCORING (TDs)		Team	Cl	G	TD	Rush	Pass	Ret	PAT	Pts	Pts/G
1.	<i>Andrew Pierce</i>	UD	FR	15	17	14	3	0	0	102	6.8
2.	Chris Whitney	VU	SR	14	13	13	0	0	0	78	5.6
3.	<i>Jonathan Hernandez</i>	UMass	JR	11	10	9	1	0	0	60	5.5
4.	<i>Norman White</i>	VU	JR	14	11	0	11	0	0	66	4.7
5.	Chase Hill	WM	SR	12	8	0	8	0	0	48	4.0
	<i>Jonathan Grimes</i>	WM	JR	12	8	8	0	0	0	48	4.0
	<i>Steve Probst</i>	URI	JR	11	7	7	0	0	1	44	4.0
	<i>Dontra Peters</i>	UNH	SO	12	8	7	1	0	0	48	4.0
9.	Angelo Babbaro	VU	SR	14	9	5	2	2	0	54	3.9
10.	<i>Pushaun Brown</i>	UM	JR	11	7	5	2	0	0	42	3.8

SCORING (KICK)		Team	Cl	G	PATs	FGs	Pts	Pts/G
1.	<i>Mike Perry</i>	UD	JR	15	46-52	20-26	106	7.1
2.	<i>Drake Kuhn</i>	WM	FR	9	17-19	13-18	56	6.2
3.	<i>Caleb Violette</i>	UMass	SO	11	29-31	9-16	56	5.1
4.	<i>Louis Feinstein</i>	URI	JR	11	20-21	11-19	53	4.8
5.	<i>Mike MacArthur</i>	UNH	FR	12	24-24	10-13	54	4.5
6.	Nick Wallace	TU	SR	11	15-17	10-15	45	4.1
7.	<i>Wil Kamin</i>	UR	SO	11	13-19	10-11	43	3.9
8.	<i>Brian Harvey</i>	UM	SO	11	20-21	7-10	41	3.7
9.	<i>Nick Yako</i>	VU	SO	14	32-34	2-7	38	2.7
10.	Ben Hopewell	JMU	FR	9	13-13	3-5	22	2.4

FIELD GOALS		Team	Cl	G	FG	FGA	Pct.	FG/G
1.	<i>Drake Kuhn (9)</i>	WM	FR	9	13	18	72.2	1.44
2.	<i>Mike Perry (14)</i>	UD	JR	15	20	26	76.9	1.33
3.	<i>Louis Feinstein (34)</i>	URI	JR	11	11	19	57.9	1.00
4.	<i>Wil Kamin (46)</i>	UR	SO	11	10	11	90.9	0.91
	Nick Wallace (46)	TU	SR	11	10	15	66.7	0.91
6.	<i>Mike MacArthur (59)</i>	UNH	FR	12	10	13	76.9	0.83
7.	<i>Caleb Violette (60)</i>	UMass	SO	11	9	16	56.2	0.82
8.	<i>Brian Harvey (77)</i>	UM	SO	11	7	10	70.0	0.64
9.	Ben Hopewell	JMU	FR	9	3	5	60.0	0.33
10.	David Miller	WM	SR	10	3	6	50.0	0.30

PAT KICKING PCT		Team	Cl	G	Made	Att	Pct.
1.	<i>Mike MacArthur</i>	UNH	FR	12	24	24	100.0
2.	<i>Nick Yako</i>	VU	SO	14	32	34	94.1
3.	<i>Caleb Violette</i>	UMass	SO	11	29	31	93.5
4.	<i>Drake Kuhn</i>	WM	FR	9	17	19	89.5
5.	<i>Mike Perry</i>	UD	JR	15	46	52	88.5

SACKS		Team	Cl	G	Pos	Solo	Ast	Yds	Total	Avg/G
1.	<i>Brian McNally (6)</i>	UNH	JR	13	DL	11	5	67	13.5	1.04
2.	Martin Parker (51)	UR	SR	11	DL	5	1	46	5.5	0.50
3.	<i>Marcus Hyde (72)</i>	WM	JR	12	DL	5	1	30	5.5	0.46
4.	<i>Tyler Holmes (73)</i>	UMass	JR	11	LB	5	0	28	5.0	0.45
5.	Marquis Kirkland	VU	SR	14	LB	4	1	30	4.5	0.32
6.	Lance Mailloux	UNH	SR	12	DL	3	2	30	4.0	0.33
7.	<i>Matt Evans</i>	UNH	SO	13	LB	3	2	28	4.0	0.31
	<i>Jared Smith</i>	UNH	SO	13	DL	2	4	25	4.0	0.31
9.	<i>Matt Morgan</i>	TU	SO	11	DT	4	0	25	4.0	0.36
10.	<i>James Jenkins</i>	UNH	JR	13	DE	4	0	24	4.0	0.31

TACKLES FOR LOSS		Team	Cl	G	Pos	Solo	Ast	Yds	Total	Avg/G
1.	Joe Harris (5)	URI	SR	11	LB	18	6	64	21.0	1.91
2.	<i>Brian McNally (53)</i>	UNH	JR	13	DL	12	6	73	15.0	1.15
3.	Marquis Kirkland (75)	VU	SR	14	LB	11	8	52	15.0	1.07
4.	Yaky Ibia (38)	TU	SR	11	DT	10	7	30	13.5	1.23
	Martin Parker (35)	UR	SR	11	DL	8	11	55	13.5	1.23
6.	<i>Frank Beltre (65)</i>	TU	SO	11	DE	10	5	39	12.5	1.14
7.	<i>Marcus Hyde (84)</i>	WM	JR	12	DL	7	11	46	12.5	1.04
8.	<i>Tyler Holmes (76)</i>	UMass	JR	11	LB	10	4	45	12.0	1.09
9.	Michael Stover (86)	WM	SR	12	DL	8	8	45	12.0	1.00
	<i>Pat Williams (86)</i>	JMU	JR	11	LB	7	8	27	11.0	1.00

FUMBLES FORCED		Team	Cl	G	Num	Avg/G
1.	<i>Stephan Robertson</i>	JMU	FR	10	3	0.30
2.	Victor Adesanya	URI	SR	11	3	0.27
3.	<i>Matt Evans</i>	UNH	SO	13	3	0.23
4.	Thomas Weaver	VU	SR	14	3	0.21
5.	<i>Jordan Dangerfield</i>	TU	SO	11	2	0.18
6.	<i>Alan Buzbee</i>	UNH	SO	12	2	0.17
7.	Anthony Bratton	UD	SR	15	2	0.13
8.	Justin Rogers	UR	SR	11	2	0.18
	<i>Vidal Nelson</i>	JMU	JR	11	2	0.18
	<i>Tyler Holmes</i>	UMass	JR	11	2	0.18

FUMBLES RCVD		Team	Cl	G	Num	Avg/G
1.	Joe Harris	URI	SR	11	3	0.27
	Eric McBride	UR	SR	11	3	0.27
3.	<i>Darius McMillan</i>	UR	SO	10	3	0.30
4.	Matt Hansen	URI	SR	11	2	0.18
	Tyler Sullivan	UR	SR	11	2	0.18
6.	<i>Ali Muhammad</i>	URI	FR	10	2	0.20
7.	Marquis Kirkland	VU	SR	14	2	0.14
8.	<i>Paul Worriow</i>	UD	SO	15	2	0.13
9.	<i>Eric Loper</i>	VU	SO	14	2	0.14
10.	Bob McLaughlin	UMass	SR	8	2	0.25

PASSES DEFENDED		Team	Cl	G	Brup	Int	Total	Avg/G
1.	Anthony Walters	UD	SR	13	8	7	15	1.15
2.	<i>James Pitts</i>	VU	JR	14	11	3	14	1.00
3.	Dino Vasso	UNH	SR	13	8	6	14	1.08
4.	Anthony Bratton	UD	SR	15	12	2	14	0.93
5.	Tyrone Grant	UD	SR	15	8	5	13	0.87
6.	<i>Kyle Flemings</i>	UNH	JR	13	8	4	12	0.92
7.	Jarrod Williams	URI	SR	11	7	4	11	1.00
	Jonathan Williams	JMU	JR	11	9	2	11	1.00
9.	Ben Cottingham	WM	SR	12	9	0	9	0.75
10.	Ryan McGuinness	UNH	SR	13	6	3	9	0.69

NCAA FCS ranking in parentheses | Active Players in italics

2010 CAA Football Individual Statistics

TACKLES (All positions)									
	Team	Cl	G	Pos	Solo	Ast	Total	Avg/G	Sack
1. <i>Matt Evans (5)</i>	UNH	SO	13	LB	79	77	156	12.0	4.0
2. Eric McBride (16)	UR	SR	11	LB	47	72	119	10.8	1.0
3. Matt Hansen (20)	URI	SR	11	LB	61	53	114	10.4	1.5
4. <i>Paul WorriLOW</i>	UD	SO	15	LB	45	68	113	7.5	2.0
5. <i>Dante Cook (26)</i>	WM	SO	11	LB	57	54	111	10.1	4.0
6. Mike Mele (28)	UMass	SR	11	LB	38	72	110	10.0	1.0
7. <i>Tyler Holmes (31)</i>	UMass	JR	11	LB	47	63	110	10.0	5.0
8. <i>Donte Dennis (34)</i>	UM	JR	11	LB	50	58	108	9.8	1.0
9. Marquis Kirkland	VU	SR	14	LB	53	51	104	7.4	4.5
10. <i>Pat Williams (43)</i>	JMU	JR	11	LB	36	65	101	9.2	1.0
11. Anthony Bratton	UD	SR	15	DB	54	45	99	6.6	0.0
12. Martin Parker (60)	UR	SR	11	DL	27	69	96	8.7	5.5
13. <i>Jordan Dangerfield (60)</i>	TU	SO	11	DB	50	46	96	8.7	1.5
14. Hugo Souza	UNH	SR	13	DB	55	40	95	7.3	0.0
15. Patrick Weldon (66)	UR	SR	11	LB	25	70	95	8.6	1.0
16. <i>Andrew Harrison</i>	UD	JR	15	LB	36	54	90	6.0	0.5
17. <i>Stephon Robertson (50)</i>	JMU	FR	10	LB	35	55	90	9.0	1.0
18. <i>Darius McMillan (57)</i>	UR	SO	10	LB	27	62	89	8.9	2.0
19. Anthony Bratton	UD	SR	15	DB	51	37	88	5.9	0.0
20. Chris Edmond	URI	JR	11		50	37	87	7.9	1.0
21. <i>Vinson Givans (91)</i>	UM	JR	11	LB	34	53	87	7.9	0.5
22. <i>Alan Buzbee</i>	UNH	SO	12	LB	42	44	86	7.2	0.5
23. Max Prokell (99)	UR	SR	11	DB	34	51	85	7.7	0.0
24. <i>Frank Beltre</i>	TU	SO	11	DE	35	50	85	7.7	0.0
25. Donte Blakey (70)	TU	SR	10	LB	31	54	85	8.5	1.0
26. Fred Maldonado	VU	SR	14	DB	50	34	84	6.0	1.0
27. <i>James Pitts</i>	VU	JR	14	DB	61	23	84	6.0	0.0
28. Terence Thomas	VU	SR	14	LB	42	41	83	5.9	2.0
29. <i>Matt Marcorelle</i>	UD	SR	14	LB	39	44	83	5.9	1.0
30. Evan Francks	WM	SR	12	LB	29	53	82	6.8	0.0
31. Joe Harris	URI	SR	11	LB	40	41	81	7.4	1.0
32. Tyrone Grant	UD	SR	15	DB	45	36	81	5.4	0.0
33. John Dempsey	VU	SR	14	DB	44	37	81	5.8	2.0
34. <i>Brian Thompson</i>	WM	SO	12	DB	43	37	80	6.7	0.0
35. Dan O'Connell	URI	SR	11	LB	52	24	76	6.9	0.0
36. Anthony Walters	UD	SR	13	DB	57	18	75	5.8	1.0
37. <i>Eric Loper</i>	VU	SO	14	DB	49	26	75	5.4	0.0
38. <i>Trevor Coston</i>	UM	JR	11	DB	32	42	74	6.7	0.0
39. <i>Vidal Nelson</i>	JMU	JR	11	SS	36	34	70	6.4	1.0
40. <i>Tremayne Graham</i>	UR	JR	11	DB	43	27	70	6.4	1.0
41. Anthony Johnson	VU	SR	14	LB	36	30	66	4.7	1.0
42. Wes Steinman	WM	SR	12	LB	30	35	65	5.4	2.0
43. <i>Jabrel Mines</i>	WM	SO	12	LB	29	36	65	5.4	0.0
44. <i>Jakarie Jackson</i>	JMU	SO	11	DB	37	28	65	5.9	0.0
45. <i>Terrell Wells</i>	WM	JR	12	DB	31	32	63	5.2	0.0
46. <i>Marcus Hyde</i>	WM	JR	12	DL	33	30	63	5.2	5.5
47. Jeremy Gardner	TU	SR	11	DB	34	28	62	5.6	1.0
48. Jonathan Williams	JMU	JR	11	WS	25	36	61	5.5	0.0
49. Dino Vasso	UNH	SR	13	DB	42	17	59	4.5	0.0
50. <i>Chris Patterson</i>	TU	JR	11	LB	14	45	59	5.4	0.0

TACKLES (DL's)									
	Team	Cl	G	Pos	Solo	Ast	Total	Avg/G	Sack
1. Martin Parker	UR	SR	11	DL	27	69	96	8.7	5.5
2. <i>Frank Beltre</i>	TU	SO	11	DE	35	50	85	7.7	0.0
3. <i>Marcus Hyde</i>	WM	JR	12	DL	33	30	63	5.2	5.5
4. Thomas Weaver	VU	SR	14	DL	27	30	57	4.1	3.5
5. Yaky Ibia	TU	SR	11	DT	23	32	55	5.0	1.0
6. Michael Stover	WM	SR	12	DL	24	26	50	4.2	3.5
7. <i>Antoine Lewis</i>	VU	FR	14	DL	23	25	48	3.4	1.5
8. Steve Young	UNH	SR	13	DL	28	18	46	3.5	2.0
9. <i>Corey Jackson</i>	UR	JR	11	DL	7	39	46	4.2	0.0
10. <i>Brandon Scott</i>	UR	FR	11	DL	15	30	45	4.1	1.5
11. <i>James Jenkins</i>	UNH	JR	13	DE	22	21	43	3.3	4.0
12. <i>Michael Atunrase</i>	UD	JR	14	DL	19	24	43	3.1	3.5
13. <i>Brian McNally</i>	UNH	JR	13	DL	25	17	42	3.2	13.5
14. <i>Matt Rae</i>	URI	JR	11	DT	19	23	42	3.8	0.0
15. <i>Willie McGinnis</i>	URI	JR	11	DT	17	24	41	3.7	3.0
16. <i>Tyler Snow</i>	JMU	SO	11	DE	11	30	41	3.7	1.0

TACKLES (LB's)									
	Team	Cl	G	Pos	Solo	Ast	Total	Avg/G	Sack
1. <i>Matt Evans</i>	UNH	SO	13	LB	79	77	156	12.0	4.0
2. Eric McBride	UR	SR	11	LB	47	72	119	10.8	1.0
3. Matt Hansen	URI	SR	11	LB	61	53	114	10.4	1.5
4. <i>Paul WorriLOW</i>	UD	SO	15	LB	45	68	113	7.5	2.0
5. <i>Dante Cook</i>	WM	SO	11	LB	57	54	111	10.1	4.0
6. <i>Tyler Holmes</i>	UMass	JR	11	LB	47	63	110	10.0	5.0
7. Mike Mele	UMass	SR	11	LB	38	72	110	10.0	1.0
8. <i>Donte Dennis</i>	UM	JR	11	LB	50	58	108	9.8	1.0
9. Marquis Kirkland	VU	SR	14	LB	53	51	104	7.4	4.5
10. <i>Pat Williams</i>	JMU	JR	11	LB	36	65	101	9.2	1.0
11. Anthony Bratton	UR	SR	11	LB	25	70	95	8.6	1.0
12. <i>Stephon Robertson</i>	JMU	FR	10	LB	35	55	90	9.0	1.0
13. <i>Andrew Harrison</i>	UD	JR	15	LB	36	54	90	6.0	0.5
14. <i>Darius McMillan</i>	UR	SO	10	LB	27	62	89	8.9	2.0
15. <i>Vinson Givans</i>	UM	JR	11	LB	34	53	87	7.9	0.5

TACKLES (DB's)									
	Team	Cl	G	Pos	Solo	Ast	Total	Avg/G	Sack
1. Anthony Bratton	UD	SR	15	DB	54	45	99	6.6	0.0
2. <i>Jordan Dangerfield</i>	TU	SO	11	DB	50	46	96	8.7	1.5
3. Hugo Souza	UNH	SR	13	DB	55	40	95	7.3	0.0
4. Darryl Jones	UD	SR	15	DB	51	37	88	5.9	0.0
5. Max Prokell	UR	SR	11	DB	34	51	85	7.7	0.0
6. <i>James Pitts</i>	VU	JR	14	DB	61	23	84	6.0	0.0
7. Fred Maldonado	VU	SR	14	DB	50	34	84	6.0	1.0
8. Tyrone Grant	UD	SR	15	DB	45	36	81	5.4	0.0
9. John Dempsey	VU	SR	14	DB	44	37	81	5.8	2.0
10. <i>Brian Thompson</i>	WM	SO	12	DB	43	37	80	6.7	0.0
11. <i>Eric Loper</i>	VU	SO	14	DB	49	26	75	5.4	0.0
12. Anthony Walters	UD	SR	13	DB	57	18	75	5.8	1.0
13. <i>Trevor Coston</i>	UM	JR	11	DB	32	42	74	6.7	0.0
14. <i>Tremayne Graham</i>	UR	JR	11	DB	43	27	70	6.4	1.0
15. <i>Vidal Nelson</i>	JMU	JR	11	SS	36	34	70	6.4	1.0

TACKLES (Other positions)									
	Team	Cl	G	Pos	Solo	Ast	Total	Avg/G	Sack
1. Chris Edmond	URI	JR	11		50	37	87	7.9	1.0
2. <i>Jordan Dalton</i>	URI	SO	11		20	11	31	2.8	0.0
3. <i>Manee Williams</i>	URI	SO	11		7	11	18	1.6	0.0
4. <i>Ryan Smith</i>	JMU	JR	10		12	4	16	1.6	0.0
5. Angelo Babbaro	VU	SR	14		10	5	15	1.1	0.0
6. Jeremy Kelley	UM	SR	11		3	10	13	1.2	0.0
7. Anthony Ferrer	URI	SR	11		5	3	8	0.7	0.0
8. <i>Bobby Russo</i>	UD	JR	15		4	3	7	0.5	0.0
9. <i>Anthony Baskerville</i>	URI	JR	11		4	3	7	0.6	0.0
10. <i>Derrick Johnson</i>	UM	FR	11		5	1	6	0.5	0.0
11. <i>Jordan Anderson</i>	JMU	FR	10		3	3	6	0.6	0.0
12. Tyler Kirchoff	UR	SR	11		2	4	6	0.5	0.0
13. <i>Sean Baner</i>	UD	FR	15		4	2	6	0.4	0.0
14. David Miller	WM	SR	10		3	3	6	0.6	0.0
15. <i>Leon Jackson</i>	UD	SO	14		1	4	5	0.4	0.0

5 NATIONAL CHAMPIONS
9 NATIONAL CHAMPIONSHIP GAME APPEARANCES
18 NATIONAL SEMIFINALISTS
18 NATIONAL AWARD WINNERS

NCAA FCS ranking in parentheses | Active Players in italics

2010 CAA Football Team Statistics

18 NATIONAL AWARD WINNERS

18 NATIONAL SEMIFINALISTS

9 NATIONAL CHAMPIONSHIP GAME APPEARANCES

5 NATIONAL CHAMPIONS

SCORING OFFENSE	G	TD	XP	2XP	DXP	FG	Saf	Pts	Avg
1. Villanova (22)	14	58	55	0	0	8	2	431	30.8
2. Delaware (37)	15	52	46	0	0	20	0	418	27.9
3. Massachusetts (46)	11	39	29	1	0	9	0	292	26.5
4. New Hampshire (56)	13	40	34	3	0	14	0	322	24.8
5. William and Mary (57)	12	36	29	2	0	16	0	297	24.8
6. Rhode Island (90)	11	26	20	2	0	11	2	217	19.7
7. Maine (98)	11	25	20	2	0	7	1	197	17.9
8. James Madison (101)	11	25	25	0	0	6	1	195	17.7
9. Richmond (109)	11	21	13	0	0	10	1	171	15.5
Towson (109)	11	20	15	2	0	10	1	171	15.5

SCORING DEFENSE	G	TD	XP	2XP	DXP	FG	Saf	Pts	Avg
1. Delaware (1)	15	22	19	0	0	10	0	181	12.1
2. James Madison (3)	11	15	12	3	0	18	0	162	14.7
3. New Hampshire (5)	13	27	21	1	0	9	1	214	16.5
4. William and Mary (6)	12	25	24	0	0	8	1	200	16.7
5. Villanova (19)	14	33	30	1	0	13	0	269	19.2
6. Richmond (27)	11	31	25	0	0	5	0	226	20.5
7. Rhode Island (55)	11	35	29	1	0	9	0	268	24.4
8. Maine (56)	11	34	27	1	0	12	0	269	24.5
9. Massachusetts (63)	11	36	29	3	0	8	1	277	25.2
10. Towson (108)	11	46	39	0	0	20	2	379	34.5

PASS OFFENSE	G	Att	Cmp	Int	Pct.	Yds	Avg	TD	Yds/G
1. Massachusetts (22)	11	345	219	7	63.5	2692	7.8	20	244.7
2. New Hampshire (38)	13	436	274	12	62.8	2861	6.6	20	220.1
3. Delaware (41)	15	420	282	4	67.1	3261	7.8	23	217.4
4. William and Mary (43)	12	365	223	6	61.1	2578	7.1	16	214.8
5. Maine (64)	11	350	220	10	62.9	2088	6.0	10	189.8
6. Villanova (75)	14	328	214	7	65.2	2452	7.5	26	175.1
7. Rhode Island (78)	11	338	194	13	57.4	1876	5.6	9	170.5
8. Towson (93)	11	325	162	15	49.8	1794	5.5	11	163.1
9. Richmond (100)	11	291	143	20	49.1	1555	5.3	7	141.4
10. James Madison (108)	11	186	100	10	53.8	1316	7.1	5	119.6

PASS DEFENSE	G	Att	Cmp	Int	Pct.	Yds	Avg	TD	Yds/G
1. James Madison (12)	11	306	179	9	58.5	1765	5.8	9	160.5
2. William and Mary (24)	12	360	203	13	56.4	2098	5.8	6	174.8
3. Delaware (26)	15	485	273	21	56.3	2632	5.4	14	175.5
4. Towson (27)	11	260	166	2	63.8	1938	7.5	15	176.2
5. New Hampshire (31)	13	378	209	23	55.3	2333	6.2	14	179.5
6. Massachusetts (37)	11	289	165	8	57.1	2027	7.0	18	184.3
7. Richmond (50)	11	307	186	14	60.6	2168	7.1	12	197.1
8. Villanova (85)	14	476	290	17	60.9	3145	6.6	15	224.6
9. Maine (87)	11	352	215	8	61.1	2498	7.1	16	227.1
10. Rhode Island (103)	11	385	233	11	60.5	2626	6.8	17	238.7

KICKOFF RETURNS	G	Ret	Yds	TD	Avg
1. Rhode Island (10)	11	50	1192	1	23.8
2. Villanova (11)	14	56	1331	2	23.8
3. James Madison (26)	11	41	924	0	22.5
4. William and Mary (40)	12	40	873	0	21.8
5. Maine (48)	11	52	1111	0	21.4
6. Delaware (55)	15	39	809	0	20.7
7. New Hampshire (65)	13	39	788	1	20.2
8. Richmond (71)	11	37	736	0	19.9
9. Towson (89)	11	61	1166	0	19.1
10. Massachusetts (96)	11	45	834	1	18.5

PUNTING	G	No.	Yards	Avg/P	PR	Avg	TBg	Net/P
1. Villanova (8)	14	59	2518	42.7	180	3.1	7	37.3
2. Richmond (13)	11	64	2517	39.3	81	1.3	5	36.5
3. Rhode Island (15)	11	66	2582	39.1	84	1.3	5	36.3
4. William and Mary (16)	12	56	2324	41.5	190	3.4	5	36.3
5. James Madison (18)	11	52	2002	38.5	111	2.1	1	36.0
6. Maine (29)	11	63	2390	37.9	121	1.9	4	34.7
7. Delaware (48)	15	63	2540	40.3	201	3.2	10	34.0
8. Towson (79)	11	61	2012	33.0	45	0.7	0	32.2
9. Massachusetts (86)	11	44	1515	34.4	78	1.8	2	31.8
10. New Hampshire (87)	13	81	3006	37.1	199	2.5	12	31.7

TURNOVER MARGIN	G	--- Gained ---			--- Lost ---			Mar	Per/G
		Fum	Int	Tot	Fum	Int	Tot		
1. Delaware (4)	15	11	21	32	11	4	15	+17	1.13
2. New Hampshire (5)	13	11	23	34	8	12	20	+14	1.08
3. William and Mary (11)	12	7	13	20	4	6	10	+10	0.83
4. Villanova (21)	14	14	17	31	15	7	22	+9	0.64
5. James Madison (47)	11	9	9	18	6	10	16	+2	0.18
6. Rhode Island (52)	11	13	11	24	10	13	23	+1	0.09
7. Massachusetts (91)	11	6	8	14	13	7	20	-6	-0.55
8. Richmond (98)	11	11	14	25	12	20	32	-7	-0.64
Maine (98)	11	6	8	14	11	10	21	-7	-0.64
10. Towson (113)	11	7	2	9	8	15	23	-14	-1.27

RUSHING OFFENSE	G	Att	Yds	Avg	TD	Yds/G
1. Villanova (20)	14	617	2728	4.4	29	194.9
2. Delaware (27)	15	624	2766	4.4	26	184.4
3. James Madison (36)	11	474	1912	4.0	19	173.8
4. Massachusetts (41)	11	466	1852	4.0	16	168.4
5. Rhode Island (60)	11	441	1610	3.7	12	146.4
6. Towson (73)	11	410	1463	3.6	8	133.0
7. Maine (74)	11	347	1454	4.2	14	132.2
8. Richmond (75)	11	398	1448	3.6	13	131.6
9. William and Mary (78)	12	437	1550	3.5	15	129.2
10. New Hampshire (79)	13	480	1662	3.5	15	127.8

RUSHING DEFENSE	G	Rushes	Yards	Avg.	TD	Yds/G
1. Villanova (7)	14	439	1394	3.2	13	99.6
2. Delaware (12)	15	450	1579	3.5	6	105.3
3. Rhode Island (25)	11	375	1390	3.7	17	126.4
4. James Madison (26)	11	392	1391	3.5	5	126.5
5. Maine (29)	11	404	1398	3.5	13	127.1
6. New Hampshire (38)	13	502	1731	3.4	12	133.2
7. William and Mary (54)	12	437	1764	4.0	18	147.0
8. Richmond (84)	11	446	1843	4.1	18	167.5
9. Massachusetts (86)	11	407	1883	4.6	17	171.2
10. Towson (94)	11	481	1990	4.1	28	180.9

TOTAL OFFENSE	G	Rush	Pass	Plays	Yards	Avg/P	TD	Yds/G
1. Massachusetts (14)	11	1852	2692	811	4544	5.6	36	413.1
2. Delaware (19)	15	2766	3261	1044	6027	5.8	49	401.8
3. Villanova (43)	14	2728	2452	945	5180	5.5	55	370.0
4. New Hampshire (61)	13	1662	2861	916	4523	4.9	35	347.9
5. William and Mary (66)	12	1550	2578	802	4128	5.1	31	344.0
6. Maine (84)	11	1454	2088	697	3542	5.1	24	322.0
7. Rhode Island (88)	11	1610	1876	779	3486	4.5	21	316.9
8. Towson (94)	11	1463	1794	735	3257	4.4	19	296.1
9. James Madison (98)	11	1912	1316	660	3228	4.9	24	293.5
10. Richmond (104)	11	1448	1555	689	3003	4.4	20	273.0

TOTAL DEFENSE	G	Rush	Pass	Plys	Yards	Avg	TD	Yds/G
1. Delaware (5)	15	1579	2632	935	4211	4.5	20	280.7
2. James Madison (8)	11	1391	1765	698	3156	4.5	14	286.9
3. New Hampshire (22)	13	1731	2333	880	4064	4.6	26	312.6
4. William and Mary (30)	12	1764	2098	797	3862	4.8	24	321.8
5. Villanova (34)	14	1394	3145	915	4539	5.0	28	324.2
6. Maine (60)	11	1398	2498	756	3896	5.2	29	354.2
7. Massachusetts (61)	11	1883	2027	696	3910	5.6	35	355.5
8. Towson (63)	11	1990	1938	741	3928	5.3	43	357.1
9. Richmond (72)	11	1843	2168	753	4011	5.3	30	364.6
10. Rhode Island (73)	11	1390	2626	760	4016	5.3	34	365.1

PUNT RETURN AVG	G	Ret	Yds	TD	Avg
1. Massachusetts (10)	11	16	236	0	14.8
2. Richmond (38)	11	20	217	0	10.9
3. James Madison (43)	11	16	162	1	10.1
4. William and Mary (50)	12	20	188	1	9.4
5. New Hampshire (63)	13	21	176	0	8.4
6. Maine (77)	11	25	184	0	7.4
7. Towson (81)	11	24	167	0	7.0
8. Villanova (98)	14	13	77	0	5.9
9. Delaware (99)	15	18	105	0	5.8
10. Rhode Island (103)	11	17	93	2	5.5

NCAA FCS ranking in parentheses

2010 CAA Football Team Statistics

PASS EFFICIENCY									OPPONENT PENALTIES				
	G	Att	Cmp	Pct	Int	Yds	TD	Effic	G	No	Yds	Avg/G	
1. Villanova (6)	14	328	214	65.2	7	2452	26	149.9	1. William and Mary	12	84	839	69.9
2. Delaware (9)	15	420	282	67.1	4	3261	23	148.5	2. New Hampshire	13	90	771	59.3
3. Massachusetts (12)	11	345	219	63.5	7	2692	20	144.1	3. Maine	11	72	624	56.7
4. William and Mary (36)	12	365	223	61.1	6	2578	16	131.6	4. Richmond	11	71	593	53.9
5. New Hampshire (50)	13	436	274	62.8	12	2861	20	127.6	5. Rhode Island	11	60	565	51.4
6. Maine (74)	11	350	220	62.9	10	2088	10	116.7	6. Delaware	15	82	717	47.8
7. James Madison (85)	11	186	100	53.8	10	1316	5	111.3	7. Towson	11	59	521	47.4
8. Rhode Island (94)	11	338	194	57.4	13	1876	9	105.1	8. Massachusetts	11	50	461	41.9
9. Towson (104)	11	325	162	49.8	15	1794	11	98.2	9. Villanova	14	61	576	41.1
10. Richmond (114)	11	291	143	49.1	20	1555	7	88.2	10. James Madison	11	47	364	33.1
PASS DEF EFFICIENCY									4TH-DN CONVERSIONS				
	G	Att	Cmp	Int	Pct.	Yds	TD	Effic	G	Conv	Att	Pct	
1. Delaware (9)	15	485	273	21	56.3	2632	14	102.7	1. Massachusetts	11	22	33	66.7
2. William and Mary (10)	12	360	203	13	56.4	2098	6	103.6	2. Villanova	14	13	22	59.1
3. New Hampshire (16)	13	378	209	23	55.3	2333	14	107.2	3. Delaware	15	9	16	56.2
4. James Madison (22)	11	306	179	9	58.5	1765	9	110.8	4. Maine	11	11	25	44.0
5. Villanova (46)	14	476	290	17	60.9	3145	15	119.7	5. James Madison	11	7	16	43.8
6. Richmond (57)	11	307	186	14	60.6	2168	12	123.7	6. Towson	11	12	30	40.0
7. Rhode Island (71)	11	385	233	11	60.5	2626	17	126.7	7. New Hampshire	13	5	13	38.5
8. Massachusetts (80)	11	289	165	8	57.1	2027	18	131.0	8. Richmond	11	6	16	37.5
9. Maine (81)	11	352	215	8	61.1	2498	16	131.1	9. Rhode Island	11	5	14	35.7
10. Towson (104)	11	260	166	2	63.8	1938	15	144.0	10. William and Mary	12	4	14	28.6
FIRST DOWNS					OPP 4TH-DN CONVERSIONS								
	G	Rush	Pass	Pen	Total	G	Conv	Att	Pct				
1. Delaware	15	162	146	20	328	1. Massachusetts	11	4	16	25.0			
2. Villanova	14	150	115	19	284	2. Rhode Island	11	4	15	26.7			
3. New Hampshire	13	100	129	18	247	3. New Hampshire	13	8	23	34.8			
4. William and Mary	12	82	129	28	239	4. James Madison	11	7	17	41.2			
5. Massachusetts	11	90	133	15	238	5. Delaware	15	16	34	47.1			
6. Rhode Island	11	88	93	21	202	6. William and Mary	12	13	26	50.0			
7. Maine	11	65	97	16	178	Richmond	11	8	16	50.0			
8. Towson	11	81	74	18	173	8. Villanova	14	18	32	56.2			
9. James Madison	11	102	54	10	166	9. Towson	11	6	10	60.0			
10. Richmond	11	73	75	12	160	10. Maine	11	13	20	65.0			
OPPONENT 1ST DOWNS					RED ZONE OFFENSE								
	G	Rush	Pass	Pen	Total	G	RedZone	Percent	TDs	R/P	FG-AT	F/I/D/O	
1. James Madison	11	89	86	18	193	1. New Hampshire	13	38-43	88.4	25	11/14	13-15	1/1/1/0
2. Richmond	11	97	92	9	198	2. William and Mary	12	39-47	83.0	24	13/11	15-19	1/0/3/0
3. William and Mary	12	93	100	9	202	3. James Madison	11	24-29	82.8	18	17/1	6-7	1/0/3/0
4. Massachusetts	11	89	100	18	207	Richmond	11	24-29	82.8	15	11/4	9-10	0/1/3/0
5. Maine	11	67	122	20	209	5. Villanova	14	45-56	80.4	38	24/14	7-12	3/1/1/1
6. New Hampshire	13	84	104	27	215	6. Delaware	15	49-63	77.8	32	19/13	17-20	3/1/3/4
7. Towson	11	104	93	19	216	7. Maine	11	26-34	76.5	19	10/9	7-9	1/2/2/1
8. Rhode Island	11	76	119	23	218	8. Massachusetts	11	41-55	74.5	32	15/17	9-13	0/3/6/1
9. Delaware	15	84	128	19	231	9. Towson	11	19-27	70.4	10	6/4	9-10	1/2/4/0
10. Villanova	14	87	144	8	239	10. Rhode Island	11	27-40	67.5	18	11/7	9-14	1/1/4/2
SACKS BY				RED ZONE DEFENSE									
	G	Sacks	Yards	G	RedZone	Percent	TDs	R/P	FG-AT	F/I/D/O			
1. New Hampshire	13	37	218	1. Delaware	15	25-39	64.1	18	6/12	7-11	2/5/3/0		
2. Villanova	14	20	113	2. William and Mary	12	25-35	71.4	18	15/3	7-9	0/1/5/2		
3. Rhode Island	11	19	128	3. James Madison	11	26-36	72.2	11	4/7	15-18	3/1/2/1		
Delaware	15	19	137	4. Villanova	14	29-40	72.5	19	11/8	10-15	1/2/3/0		
William and Mary	12	19	123	5. Maine	11	34-46	73.9	23	11/12	11-14	1/2/2/4		
Richmond	11	19	155	6. Rhode Island	11	29-39	74.4	20	13/7	9-14	0/1/3/1		
7. Maine	11	16	89	7. New Hampshire	13	29-39	74.4	21	11/10	8-10	3/1/4/0		
8. James Madison	11	15	113	8. Richmond	11	30-39	76.9	25	15/10	5-7	1/2/3/1		
9. Towson	11	14	79	9. Massachusetts	11	32-40	80.0	25	13/12	7-9	0/2/4/0		
10. Massachusetts	11	12	70	10. Towson	11	50-51	98.0	34	24/10	16-17	0/0/0/0		
PENALTIES				3RD-DN CONVERSIONS									
	G	No	Yds	Avg/G	G	Conv	Att	Pct					
1. Richmond	11	50	391	35.5	1. Delaware	15	100	212	47.2				
2. William and Mary	12	59	439	36.6	2. Villanova	14	83	185	44.9				
3. Villanova	14	66	529	37.8	3. William and Mary	12	75	174	43.1				
4. Delaware	15	62	626	41.7	4. James Madison	11	61	149	40.9				
5. James Madison	11	71	672	61.1	5. New Hampshire	13	81	201	40.3				
6. Towson	11	78	693	63.0	6. Massachusetts	11	63	164	38.4				
7. New Hampshire	13	96	834	64.2	7. Rhode Island	11	63	170	37.1				
8. Massachusetts	11	77	709	64.5	8. Richmond	11	54	158	34.2				
9. Rhode Island	11	79	730	66.4	9. Towson	11	52	163	31.9				
10. Maine	11	80	797	72.5	10. Maine	11	41	146	28.1				

5 NATIONAL CHAMPIONS
9 NATIONAL CHAMPIONSHIP GAME APPEARANCES
18 NATIONAL SEMIFINALISTS
18 NATIONAL AWARD WINNERS

NCAA FCS ranking in parentheses

2010 CAA Football Team Statistics

18 NATIONAL AWARD WINNERS

18 NATIONAL SEMIFINALISTS

18 NATIONAL CHAMPIONSHIP GAME APPEARANCES

9 NATIONAL CHAMPIONS

OPP 3RD-DN CONVERSIONS		G	Conv	Att	Pct
1. Delaware		15	59	201	29.4
2. New Hampshire		13	58	189	30.7
3. William and Mary		12	59	177	33.3
4. Villanova		14	68	192	35.4
5. James Madison		11	55	152	36.2
6. Maine		11	64	167	38.3
7. Massachusetts		11	53	138	38.4
8. Richmond		11	62	160	38.8
9. Rhode Island		11	64	160	40.0
10. Towson		11	62	153	40.5

SACKS AGAINST		G	Sacks	Yards
1. Maine		11	12	79
2. Richmond		11	15	97
3. Massachusetts		11	15	115
4. James Madison		11	16	104
5. Rhode Island		11	17	117
6. Towson		11	21	154
7. William and Mary		12	24	175
8. Delaware		15	27	165
9. Villanova		14	28	155
10. New Hampshire		13	38	259

FIELD GOALS		G	Made	Att	Pct
1. Richmond		11	10	11	.909
2. New Hampshire		13	14	17	.824
3. Delaware		15	20	26	.769
4. Maine		11	7	10	.700
5. William and Mary		12	16	24	.667
6. Towson		11	10	15	.667
7. James Madison		11	6	10	.600
8. Rhode Island		11	11	19	.579
9. Massachusetts		11	9	16	.562
10. Villanova		14	8	15	.533

PAT KICKING		G	Made	Att	Pct
1. James Madison		11	25	25	1.000
2. Villanova		14	55	57	.965
3. Maine		11	20	21	.952
4. Rhode Island		11	20	21	.952
5. New Hampshire		13	34	36	.944
6. Massachusetts		11	29	31	.935
7. William and Mary		12	29	31	.935
8. Delaware		15	46	52	.885
9. Towson		11	15	17	.882
10. Richmond		11	13	19	.684

TIME OF POSSESSION		G	Total Time	Avg/G
1. Delaware		15	488:48	32:35
2. Massachusetts		11	353:09	32:06
3. Rhode Island		11	348:37	31:41
4. Villanova		14	442:59	31:38
5. William and Mary		12	367:57	30:39
6. James Madison		11	333:13	30:17
7. Maine		11	323:17	29:23
8. Towson		11	322:33	29:19
9. New Hampshire		13	377:09	29:00
10. Richmond		11	310:57	28:16

KICKOFF COVERAGE		G	No.	Yds	Avg	Retn	TB	NetAvg
1. Richmond		11	39	2362	60.6	624	4	42.5
2. New Hampshire		13	68	4095	60.2	1046	8	42.5
3. Villanova		14	77	4629	60.1	1460	0	41.2
4. James Madison		11	42	2405	57.3	700	0	40.6
5. Rhode Island		11	45	2614	58.1	769	2	40.1
6. Delaware		15	87	5340	61.4	1671	9	40.1
7. Towson		11	36	2110	58.6	625	3	39.6
8. Massachusetts		11	57	3168	55.6	935	2	38.5
9. William and Mary		12	62	3598	58.0	1242	2	37.4
10. Maine		11	41	2330	56.8	878	1	34.9

NCAA FCS ranking in parentheses

CAA Football Year-By-Year Standings

2010
Champions: Delaware, William and Mary

	Conference	Overall	Pct.
Delaware*§!	6-2	12-3	.800
William and Mary*	6-2	8-4	.667
Villanova*§	5-3	9-5	.643
New Hampshire*	5-3	8-5	.615
Richmond	4-4	6-5	.545
Massachusetts	4-4	6-5	.545
Rhode Island	4-4	5-6	.455
James Madison	3-5	6-5	.545
Maine	3-5	4-7	.364
Towson	0-8	1-10	.091

2009
Champions: Richmond, Villanova

	Conference	Overall	Pct.
North Division			
New Hampshire*	6-2	10-3	.769
Maine	4-4	5-6	.455
Hofstra	3-5	5-6	.455
Massachusetts	3-5	5-6	.455
Northeastern	3-5	3-8	.273
Rhode Island	0-8	1-10	.091
South Division			
Villanova*§!#	7-1	14-1	.933
Richmond*	7-1	11-2	.846
William and Mary*§	6-2	11-3	.786
Delaware	4-4	6-5	.545
James Madison	4-4	6-5	.545
Towson	1-7	2-9	.182

2008
Champions: James Madison

	Conference	Overall	Pct.
North Division			
New Hampshire*	6-2	10-3	.769
Maine*	5-3	8-5	.615
Massachusetts	4-4	7-5	.583
Hofstra	2-6	4-8	.333
Rhode Island	1-7	3-9	.250
Northeastern	1-7	2-10	.167
South Division			
James Madison*§	8-0	12-2	.857
Villanova*	7-1	10-3	.769
Richmond*§!#	6-2	13-3	.812
William and Mary	5-3	7-4	.636
Delaware	2-6	4-8	.333
Towson	1-7	3-9	.250

2007
Champions: Massachusetts, Richmond

	Conference	Overall	Pct.
North Division			
Massachusetts*	7-1	10-3	.769
Hofstra	4-4	7-4	.636
New Hampshire*	4-4	7-5	.636
Maine	3-5	4-7	.364
Northeastern	2-6	3-8	.273
Rhode Island	2-6	3-8	.273
South Division			
Richmond*§	7-1	11-3	.786
James Madison*	6-2	8-4	.667
Delaware*§!	5-3	11-4	.733
Villanova	5-3	7-4	.636
William and Mary	2-6	4-7	.364
Towson	1-7	3-8	.273

2006
Champion: Massachusetts

	Conference	Overall	Pct.
North Division			
Massachusetts*§!	8-0	13-2	.867
New Hampshire*	5-3	9-4	.692
Maine	5-3	6-5	.545
Northeastern	4-4	5-6	.455
Rhode Island	2-6	4-7	.364
Hofstra	1-7	2-9	.182
South Division			
James Madison*	7-1	9-3	.750
Villanova	5-3	6-5	.545
Towson	4-4	7-4	.636
Richmond	3-5	6-5	.545
Delaware	3-5	5-6	.455
William and Mary	1-7	3-8	.273

2005
Champions: New Hampshire, Richmond

	Conference	Overall	Pct.
North Division			
New Hampshire*	7-1	11-2	.846
Massachusetts	6-2	7-4	.636
Hofstra	5-3	7-4	.636
Maine	3-5	5-6	.455
Northeastern	2-6	2-9	.182
Rhode Island	2-6	4-7	.364
South Division			
Richmond*	7-1	9-4	.723
James Madison	5-3	7-4	.636
Delaware	3-5	6-5	.545
Towson	3-5	6-5	.545
William and Mary	3-5	5-6	.455
Villanova	2-6	4-7	.364

2004
Champions: Delaware, James Madison, William and Mary

	Conference	Overall	Pct.
North Division			
New Hampshire*	6-2	10-3	.768
Massachusetts	4-4	6-5	.545
Northeastern	4-4	5-6	.455
Hofstra	3-5	5-6	.455
Maine	3-5	5-6	.455
Rhode Island	2-6	4-7	.364
South Division			
William and Mary*§	7-1	11-3	.786
Delaware*	7-1	9-4	.692
James Madison*§!#	7-1	13-2	.867
Villanova	3-5	6-5	.545
Richmond	2-6	3-8	.273
Towson	0-8	3-8	.273

2003
Champions: Delaware, Massachusetts

	Conference	Overall	Pct.
Delaware*§!#	8-1	15-1	.938
Massachusetts*	8-1	10-3	.769
Northeastern	6-3	8-4	.667
Maine	5-4	7-5	.583
Villanova	5-4	7-4	.636
William and Mary	4-4	5-5	.500
James Madison	4-5	6-6	.500
New Hampshire	3-6	5-7	.417
Rhode Island	3-6	4-8	.333
Hofstra	2-7	2-10	.167
Richmond	1-8	1-10	.182

2002
Champions: Maine, Northeastern

	Conference	Overall	Pct.
Maine*	7-2	11-3	.786
Northeastern*	7-2	10-3	.769
Villanova*§	6-3	11-4	.733
Massachusetts	6-3	8-4	.667
William and Mary	5-4	6-5	.545
Delaware	4-5	6-6	.500
Hofstra	4-5	6-6	.500
Richmond	4-5	4-7	.364
James Madison	3-6	5-7	.417
New Hampshire	2-7	3-8	.273
Rhode Island	1-8	3-9	.250

2001
Champions: Hofstra, Maine, Villanova, William and Mary

	Conference	Overall	Pct.
Hofstra*	7-2	9-3	.750
Maine*	7-2	9-3	.750
Villanova	7-2	8-3	.727
William and Mary*	7-2	8-4	.667
Rhode Island	6-3	8-3	.727
Delaware	4-5	4-6	.400
Northeastern	4-5	5-6	.455
Massachusetts	3-6	3-8	.273
Richmond	3-6	3-8	.273
New Hampshire	2-7	4-7	.364
James Madison	0-9	2-9	.182

2000
Champions: Delaware, Richmond

	Conference	Overall	Pct.
Delaware*§	7-1	12-2	.857
Richmond*	7-1	10-3	.769
Massachusetts	5-3	7-4	.636
James Madison	4-4	6-5	.545
New Hampshire	4-4	6-5	.545
William and Mary	4-4	5-6	.455
Maine	3-5	5-6	.455
Villanova	3-5	5-6	.455
Rhode Island	2-6	3-8	.273
Northeastern	1-7	4-7	.364

1999
Champions: James Madison, Massachusetts

	Conference	Overall	Pct.
James Madison*	7-1	8-4	.667
Massachusetts*	7-1	9-4	.692
Villanova	6-2	7-4	.636
Delaware	5-3	7-4	.636
William and Mary	5-3	6-5	.545
Connecticut	3-5	4-7	.364
Maine	3-5	4-7	.364
New Hampshire	3-5	5-6	.455
Richmond	3-5	5-6	.455
Northeastern	1-7	2-9	.222
Rhode Island	1-7	1-10	.091

1998
Champion: Richmond

	Conference	Overall	Pct.
New England Division			
Connecticut*	6-2	10-3	.769
Massachusetts*§!#	6-2	12-3	.800
Maine	3-5	6-5	.546
New Hampshire	3-5	4-7	.364
Rhode Island	2-6	3-8	.273

Mid-Atlantic Division

Richmond*	7-1	9-3	.750
Delaware	4-4	7-4	.636
Villanova	4-4	6-5	.546
William and Mary	4-4	7-4	.636
Northeastern	3-5	5-6	.454
James Madison	2-6	3-8	.273

* - NCAA Playoff Participant | § - NCAA Playoff Semifinalist
! - NCAA Playoff Finalist | # - NCAA Champion

5 NATIONAL CHAMPIONS
9 NATIONAL CHAMPIONSHIP GAME APPEARANCES
18 NATIONAL SEMIFINALISTS
18 NATIONAL AWARD WINNERS

CAA Football Year-By-Year Standings

18 NATIONAL AWARD WINNERS

18 NATIONAL SEMIFINALISTS

9 NATIONAL CHAMPIONSHIP GAME APPEARANCES

5 NATIONAL CHAMPIONS

1997

Champion: Villanova

New England Division	Conference	Overall	Pct.
New Hampshire	5-3	5-6	.454
Connecticut	4-4	7-4	.636
Maine	4-4	5-6	.454
Rhode Island	2-6	2-9	.182
Boston University	1-7	1-10	.090
Massachusetts	1-7	2-9	.182

Mid-Atlantic Division

Villanova*	8-0	12-1	.923
Delaware*\$	7-1	12-2	.857
Northeastern	5-3	8-3	.727
Richmond	4-4	6-5	.545
William and Mary	4-4	7-4	.636
James Madison	3-5	5-6	.454

1996

Champion: William and Mary

New England Division	Conference	Overall	Pct.
New Hampshire	6-2	8-3	.727
Maine	5-3	7-4	.636
Massachusetts	4-4	6-5	.545
Connecticut	3-5	5-6	.454
Rhode Island	2-6	4-7	.364
Boston University	0-8	1-10	.091

Mid-Atlantic Division

William and Mary*	7-1	10-3	.769
Villanova*	6-2	8-4	.667
Delaware*	6-2	8-4	.667
James Madison	5-3	7-4	.636
Northeastern	3-5	6-5	.545
Richmond	1-7	2-9	.182

1995

Champion: Delaware

New England Division	Conference	Overall	Pct.
Rhode Island	6-2-0	7-4-0	.636
Connecticut	5-3-0	8-3-0	.727
New Hampshire	4-4-0	6-5-0	.545
Massachusetts	3-5-0	6-5-0	.545
Boston University	1-7-0	3-8-0	.273
Maine	1-7-0	3-8-0	.273

Mid-Atlantic Division

Delaware*	8-0-0	11-2-0	.846
James Madison*	6-2-0	8-4-0	.667
William and Mary	5-3-0	7-4-0	.636
Richmond	5-3-0	7-3-1	.682
Villanova	2-6-0	3-8-0	.273
Northeastern	2-6-0	4-7-0	.364

1994

Champion: New Hampshire

New England Division	Conference	Overall	Pct.
New Hampshire*	8-0-0	10-2-0	.833
Boston University*	6-2-0	9-3-0	.750
Connecticut	4-4-0	4-7-0	.364
Massachusetts	4-4-0	5-6-0	.455
Rhode Island	2-6-0	2-9-0	.182
Maine	2-6-0	3-8-0	.273

Mid-Atlantic Division

James Madison*	6-2-0	10-3-0	.769
William and Mary	6-2-0	8-3-0	.727
Delaware	5-3-0	7-3-1	.682
Villanova	2-6-0	5-6-0	.455
Northeastern	2-6-0	2-9-0	.181
Richmond	1-7-0	3-8-0	.273

1993

Champion: Boston University

New England Division	Conference	Overall	Pct.
Boston University*	8-0-0	12-1-0	.923
Massachusetts	6-2-0	9-2-0	.818
Connecticut	5-3-0	6-5-0	.545
New Hampshire	4-4-0	6-5-0	.545
Rhode Island	2-6-0	4-7-0	.364
Maine%	0-8-0%	0-11-0%	.000%

Mid-Atlantic Division

William and Mary*	7-1-0	9-3-0	.750
Delaware*	6-2-0	9-4-0	.692
James Madison	4-4-0	6-5-0	.545
Richmond	3-5-0	5-6-0	.455
Northeastern	2-6-0	2-9-0	.181
Villanova	1-7-0	3-8-0	.273

% - forfeited two Conference wins, three overall

1992

Champion: Delaware

Conference	Overall	Pct.	
Delaware*\$	7-1-0	11-3-0	.786
Villanova*	6-2-0	9-3-0	.750
Massachusetts	5-3-0	7-3-0	.700
Richmond	5-3-0	7-4-0	.636
Maine	4-4-0	6-5-0	.545
Connecticut	4-4-0	5-6-0	.455
New Hampshire	3-5-0	5-5-1	.500
Boston University	2-6-0	3-8-0	.273
Rhode Island	0-8-0	1-10-0	.091

1991

Champions: Delaware, Villanova, New Hampshire

Conference	Overall	Pct.	
Delaware*	7-1-0	10-2-0	.833
Villanova*	7-1-0	10-2-0	.833
New Hampshire*	7-1-0	9-3-0	.750
Rhode Island	3-5-0	6-5-0	.545
Massachusetts	3-5-0	4-7-0	.364
Boston University	3-5-0	4-7-0	.364
Maine	2-6-0	3-8-0	.273
Connecticut	2-6-0	3-8-0	.273
Richmond	2-6-0	2-9-0	.182

1990

Champion: Massachusetts

Conference	Overall	Pct.	
Massachusetts*	7-1-0	8-2-1	.772
New Hampshire	5-3-0	7-3-1	.682
Delaware	5-3-0	6-5-0	.545
Connecticut	5-3-0	6-5-0	.545
Villanova	5-3-0	6-5-0	.545
Boston University	4-4-0	5-6-0	.455
Maine	2-6-0	3-8-0	.273
Rhode Island	2-6-0	5-6-0	.455
Richmond	1-7-0	1-10-0	.091

1989

Champions: Maine, Villanova, Connecticut

Conference	Overall	Pct.	
Maine*	6-2-0	9-3-0	.750
Villanova*	6-2-0	8-4-0	.667
Connecticut	6-2-0	8-3-0	.727
New Hampshire	5-3-0	7-3-0	.700
Delaware	5-3-0	7-4-0	.636
Boston University	4-4-0	4-7-0	.364
Massachusetts	3-5-0	5-5-1	.500
Rhode Island	1-7-0	3-8-0	.273
Richmond	0-8-0	1-10-0	.091

1988

Champions: Delaware, Massachusetts

Conference	Overall	Pct.	
Delaware*	6-2-0	7-5-0	.583
Massachusetts*	6-2-0	8-4-0	.667
Connecticut	4-4-0	7-4-0	.636
Maine	4-4-0	7-4-0	.636
New Hampshire	4-4-0	6-5-0	.545
Villanova	4-4-0	5-5-1	.500
Boston University	3-5-0	4-7-0	.364
Rhode Island	3-5-0	3-8-0	.273
Richmond	2-6-0	4-7-0	.364

1987

Champions: Richmond, Maine

Conference	Overall	Pct.	
Richmond*	6-1-0	7-5-0	.583
Maine*	6-1-0	8-4-0	.667
Connecticut	5-2-0	7-4-0	.636
New Hampshire	4-3-0	7-3-0	.700
Delaware	2-5-0	5-6-0	.455
Massachusetts	2-5-0	3-8-0	.273
Boston University	2-5-0	3-8-0	.273
Rhode Island	1-6-0	1-10-0	.091

1986

Champions: Delaware, Massachusetts, Connecticut

Conference	Overall	Pct.	
Delaware*	5-2-0	9-4-0	.692
Massachusetts	5-2-0	7-4-0	.636
Connecticut	5-2-0	8-3-0	.727
New Hampshire	4-3-0	7-4-0	.636
Maine	3-4-0	7-4-0	.636
Richmond	3-4-0	4-7-0	.364
Boston University	3-4-0	4-7-0	.364
Rhode Island	0-7-0	1-10-0	.091

1985

Champion: Rhode Island

Conference	Overall	Pct.	
Rhode Island*	5-0-0	10-3-0	.769
Massachusetts	4-1-0	7-4-0	.636
New Hampshire	2-3-0	6-4-0	.600
Maine	2-3-0	6-5-0	.545
Connecticut	1-4-0	4-5-0	.444
Boston University	1-4-0	3-8-0	.273

1984

Champions: Rhode Island, Boston University

Conference	Overall	Pct.	
Rhode Island*\$	4-1-0	10-3-0	.769
Boston University*	4-1-0	9-3-0	.750
New Hampshire	3-2-0	9-2-0	.818
Maine	2-3-0	5-6-0	.455
Connecticut	1-4-0	3-8-0	.273
Massachusetts	1-4-0	3-8-0	.273

1983

Champions: Boston University, Connecticut

Conference	Overall	Pct.	
Boston University*	4-1-0	9-4-0	.692
Connecticut	4-1-0	5-6-0	.455
New Hampshire	3-2-0	7-3-0	.700
Rhode Island	2-3-0	6-4-0	.600
Massachusetts	2-3-0	3-8-0	.273
Maine	0-5-0	4-6-0	.400

* - NCAA Playoff Participant | \$ - NCAA Playoff Semifinalist
! - NCAA Playoff Finalist | # - NCAA Champion

CAA Football Year-By-Year Standings

1982
Champions: Boston University, Maine
Connecticut, Massachusetts

	Conference	Overall	Pct.
Boston University*	3-2-0	5-6-0	.455
Maine	3-2-0	7-4-0	.636
Connecticut	3-2-0	5-6-0	.455
Massachusetts	3-2-0	5-6-0	.455
Rhode Island	2-3-0	7-4-0	.636
New Hampshire	1-4-0	4-6-0	.400

1981
Champions: Rhode Island, Massachusetts

	Conference	Overall	Pct.
Rhode Island*	4-1-0	6-6-0	.500
Massachusetts	4-1-0	6-3-0	.667
Boston University	3-2-0	6-5-0	.545
New Hampshire	2-3-0	7-3-0	.700
Connecticut	1-4-0	4-7-0	.364
Maine	1-4-0	3-7-1	.318

1980
Champion: Boston University

	Conference	Overall	Pct.
Boston University	5-0-0	9-2-0	.818
Massachusetts	4-1-0	7-3-0	.700
Connecticut	3-2-0	7-3-0	.700
New Hampshire	2-3-0	6-4-0	.600
Maine	1-4-0	4-7-0	.364
Rhode Island	0-5-0	2-9-0	.181

1979
Champions: Boston University, Massachusetts

	Conference	Overall	Pct.
Massachusetts	4-1-0	6-4-0	.600
Boston University	4-1-0	8-1-1	.850
Connecticut	3-1-1	3-6-2	.364
New Hampshire	2-2-1	5-4-2	.545
Rhode Island	1-4-0	1-9-1	.136
Maine	0-5-0	2-9-0	.181

1978
Champion: Massachusetts

	Conference	Overall	Pct.
Massachusetts*§!	5-0-0	9-4-0	.692
Rhode Island	3-2-0	7-3-0	.700
Connecticut	3-2-0	4-7-0	.364
Boston University	2-3-0	6-4-0	.600
New Hampshire	1-3-1	6-4-1	.591
Maine	0-4-1	3-7-1	.318

1977
Champion: Massachusetts

	Conference	Overall	Pct.
Massachusetts	5-0-0	8-3-0	.727
Rhode Island	4-1-0	6-5-0	.545
New Hampshire	3-2-0	8-2-0	.800
Boston University	1-4-0	3-7-0	.300
Maine	1-4-0	3-7-0	.300
Connecticut	1-4-0	1-10-0	.091

1976
Champion: New Hampshire

	Conference	Overall	Pct.
New Hampshire	4-1-0	8-3-0	.727
Massachusetts	3-2-0	5-5-0	.500
Boston University	2-3-0	3-7-0	.300
Maine	2-3-0	6-5-0	.545
Rhode Island	2-3-0	3-5-0	.375
Connecticut	2-3-0	2-9-0	.182

1975
Champion: New Hampshire

	Conference	Overall	Pct.
New Hampshire	5-0-0	9-3-0	.750
Massachusetts	4-1-0	8-2-0	.800
Connecticut	3-2-0	4-7-0	.364
Boston University	1-4-0	5-6-0	.454
Maine	1-4-0	4-6-0	.400
Rhode Island	1-4-0	2-8-0	.200

1974
Champions: Maine, Massachusetts

	Conference	Overall	Pct.
Maine	4-2-0	4-6-0	.400
Massachusetts	4-2-0	5-6-0	.454
Boston University	3-3-0	5-4-1	.545
Connecticut	3-3-0	4-6-0	.400
New Hampshire	3-3-0	5-4-0	.555
Rhode Island	3-3-0	5-5-0	.500
Vermont	1-5-0	4-6-0	.400

1973
Champion: Connecticut

	Conference	Overall	Pct.
Connecticut	5-0-1	8-2-1	.778
Rhode Island	4-1-1	6-2-2	.700
Massachusetts	4-2-0	6-5-0	.545
New Hampshire	2-3-0	4-5-0	.444
Maine	2-4-0	3-7-0	.300
Boston University	1-4-0	3-7-0	.300
Vermont	1-5-0	3-6-0	.333

1972
Champion: Massachusetts

	Conference	Overall	Pct.
Massachusetts	5-0-0	9-2-0	.818
Connecticut	4-1-0	4-5-0	.444
Vermont	3-2-0	4-5-0	.444
New Hampshire	2-3-0	4-5-0	.444
Maine	1-4-0	3-6-0	.333
Rhode Island	0-5-0	3-7-0	.300

1971
Champions: Connecticut, Massachusetts

	Conference	Overall	Pct.
Connecticut	3-1-1	5-3-1	.611
Massachusetts	3-1-1	4-4-1	.500
New Hampshire	3-2-0	4-4-1	.500
Rhode Island	2-3-0	3-6-0	.333
Vermont	2-3-0	2-7-0	.286
Maine	1-4-0	2-6-0	.250

1970
Champion: Connecticut

	Conference	Overall	Pct.
Connecticut	4-0-1	4-4-2	.500
Massachusetts	3-1-1	4-5-1	.444
New Hampshire	3-2-0	5-3-0	.375
Rhode Island	3-2-0	5-3-0	.625
Maine	1-4-0	3-5-0	.375
Vermont	0-5-0	0-9-0	.000

1969
Champion: Massachusetts

	Conference	Overall	Pct.
Massachusetts	5-0-0	6-3-0	.667
Connecticut	3-2-0	5-4-0	.556
Maine	3-2-0	5-4-0	.556
Vermont	2-3-0	3-6-0	.333
New Hampshire	1-4-0	3-5-0	.375
Rhode Island	1-4-0	3-6-0	.333

1968
Champions: New Hampshire, Connecticut

	Conference	Overall	Pct.
New Hampshire	4-1-0	6-2-0	.750
Connecticut	4-1-0	4-6-0	.400
Rhode Island	2-3-0	3-6-0	.333
Massachusetts	2-3-0	2-8-0	.200
Maine	2-3-0	3-5-0	.375
Vermont	1-4-0	3-6-0	.333

1967
Champion: Massachusetts

	Conference	Overall	Pct.
Massachusetts	5-0-0	7-2-0	.777
Connecticut	4-1-0	5-4-0	.555
Rhode Island	2-2-1	6-2-1	.722
New Hampshire	2-3-0	5-3-0	.625
Vermont	1-3-1	3-5-1	.389
Maine	0-5-0	0-8-0	.000

1966
Champion: Massachusetts

	Conference	Overall	Pct.
Massachusetts	5-0-0	6-3-0	.667
Vermont	3-2-0	6-2-0	.750
Connecticut	2-2-1	2-6-1	.277
Maine	2-3-0	4-5-0	.444
Rhode Island	1-3-1	1-7-1	.167
New Hampshire	1-4-0	2-6-0	.250

1965
Champion: Maine

	Conference	Overall	Pct.
Maine	5-0-0	8-2-0	.800
Massachusetts	4-1-0	7-2-0	.778
Connecticut	2-2-0	3-6-0	.333
Vermont	2-2-0	6-2-0	.750
Rhode Island	1-4-0	2-7-0	.222
New Hampshire	0-5-0	0-8-0	.000

1964
Champion: Massachusetts

	Conference	Overall	Pct.
Massachusetts	5-0-0	8-2-0	.800
Vermont	4-1-0	7-1-0	.875
Connecticut	3-1-1	4-4-1	.500
Maine	2-3-0	5-3-0	.625
Rhode Island	1-4-0	3-7-0	.300
New Hampshire	0-4-1	1-6-1	.188

1963
Champion: Massachusetts

	Conference	Overall	Pct.
Massachusetts	5-0-0	8-0-1	.944
Maine	3-2-0	5-3-0	.625
Vermont	2-2-0	6-2-0	.750
Rhode Island	2-3-0	4-5-0	.444
Connecticut	1-3-0	2-6-0	.250
New Hampshire	1-4-0	2-6-0	.250

1962
Champion: New Hampshire

	Conference	Overall	Pct.
New Hampshire	4-0-1	7-0-1	.938
Massachusetts	4-1-0	6-3-0	.666
Connecticut	2-2-0	3-6-0	.333
Vermont	1-3-0	3-5-0	.375
Rhode Island	1-3-1	2-5-2	.333
Maine	1-4-0	4-4-0	.500

* - NCAA Playoff Participant | § - NCAA Playoff Semifinalist
! - NCAA Playoff Finalist | # - NCAA Champion

5 NATIONAL CHAMPIONS 9 NATIONAL CHAMPIONSHIP GAME APPEARANCES 18 NATIONAL SEMIFINALISTS 18 NATIONAL AWARD WINNERS

CAA Football Year-By-Year Standings

1961
Champion: Maine

	Conference	Overall	Pct.
Maine	5-0-0	8-0-1	.944
Massachusetts	3-1-0	5-4-0	.555
Connecticut	2-2-0	2-7-0	.222
New Hampshire	1-3-0	3-5-0	.375
Rhode Island	1-4-0	2-6-1	.277
Vermont	0-2-0	3-3-1	.500

1960
Champions: Connecticut, Massachusetts

	Conference	Overall	Pct.
Connecticut	3-1-0	5-4-0	.555
Massachusetts	3-1-0	7-2-0	.777
Maine	3-2-0	4-3-1	.563
New Hampshire	2-2-0	4-3-0	.571
Rhode Island	1-4-0	3-5-0	.375
Vermont	0-2-0	1-6-0	.143

1959
Champion: Connecticut

	Conference	Overall	Pct.
Connecticut	4-0-0	6-3-0	.667
Massachusetts	2-2-0	3-5-1	.438
Maine	1-2-2	3-3-2	.500
New Hampshire	1-2-1	3-3-2	.500
Rhode Island	1-2-1	3-5-1	.438
Vermont	0-1-0	4-3-0	.571

1958
Champion: Connecticut

	Conference	Overall	Pct.
Connecticut	4-0-0	7-3-0	.700
Maine	3-1-0	6-2-0	.750
Rhode Island	2-2-0	4-4-0	.500
Massachusetts	1-3-0	2-6-0	.250
New Hampshire	0-4-0	2-6-0	.250
Vermont	0-0-0	2-4-1	.357

1957
Champions: Rhode Island, Connecticut

	Conference	Overall	Pct.
Rhode Island	3-0-1	5-2-1	.688
Connecticut	3-0-1	5-4-1	.550
Maine	2-2-0	4-4-0	.500
Massachusetts	1-2-1	1-5-1	.214
New Hampshire	0-3-1	0-7-1	.000
Vermont	0-2-0	2-5-0	.286

1956
Champion: Connecticut

	Conference	Overall	Pct.
Connecticut	3-0-1	6-2-1	.777
Maine	3-1-0	5-2-0	.714
New Hampshire	2-1-1	3-4-1	.438
Vermont	1-2-0	2-5-0	.286
Massachusetts	1-3-0	2-5-1	.313
Rhode Island	1-4-0	2-6-0	.250

1955
Champion: Rhode Island

	Conference	Overall	Pct.
Rhode Island	4-0-1	6-1-2	.777
Maine	2-1-1	5-1-1	.786
New Hampshire	1-1-2	2-4-2	.375
Connecticut	2-2-0	4-4-0	.500
Massachusetts	1-3-0	4-4-0	.500
Vermont	0-3-0	3-3-1	.500

1954
Champion: New Hampshire

	Conference	Overall	Pct.
New Hampshire	4-0-0	7-1-0	.875
Rhode Island	3-1-0	6-2-0	.750
Maine	2-2-0	5-2-0	.714
Vermont	1-1-0	3-3-1	.500
Massachusetts	1-3-0	4-4-0	.500
Connecticut	0-4-0	1-8-0	.111

1953
Champions: New Hampshire, Rhode Island

	Conference	Overall	Pct.
New Hampshire	3-1-0	6-2-0	.750
Rhode Island	3-1-0	6-2-0	.750
Connecticut	2-1-1	3-4-1	.438
Maine	1-2-1	4-2-1	.643
Massachusetts	0-3-0	1-7-0	.125
Vermont	0-1-0	3-3-1	.500

1952
Champions: Rhode Island, Connecticut, Maine

	Conference	Overall	Pct.
Rhode Island	3-1-0	7-1-0	.875
Connecticut	3-1-0	5-3-0	.625
Maine	3-1-0	4-3-0	.571
Massachusetts	1-2-0	4-3-1	.563
New Hampshire	0-4-0	3-4-1	.438
Vermont	0-1-0	2-5-0	.286

1951
Champion: Maine

	Conference	Overall	Pct.
Maine	3-0-1	6-0-1	.929
Connecticut	2-1-0	4-4-0	.500
New Hampshire	1-2-1	5-2-1	.688
Rhode Island	1-3-0	3-5-0	.375
Vermont	0-3-0	0-7-0	.000
Massachusetts	2-0-0	3-4-1	.438

1950
Champion: New Hampshire

	Conference	Overall	Pct.
New Hampshire	4-0-0	8-0-0	1.000
Maine	3-1-0	5-1-1	.786
Rhode Island	2-2-0	3-5-0	.375
Vermont	0-3-0	2-5-0	.286
Connecticut	0-3-0	3-5-0	.375
Massachusetts	1-1-0	3-5-0	.375

1949
Champions: Connecticut, Maine

	Conference	Overall	Pct.
Connecticut	2-0-1	4-4-1	.500
Maine	2-0-1	2-4-1	.357
New Hampshire	1-3-0	4-4-0	.500
Rhode Island	0-4-0	0-8-0	.000
Vermont	2-0-0	6-2-0	.750
Massachusetts	1-1-0	3-5-0	.375

1948
Champion: New Hampshire

	Conference	Overall	Pct.
New Hampshire	3-1-0	5-3-0	.625
Connecticut	2-1-0	3-5-0	.375
Maine	1-2-0	4-3-0	.571
Rhode Island	0-4-0	2-5-1	.313
Vermont	1-1-0	4-3-1	.563
Massachusetts	2-0-0	3-4-1	.438

1947
Champion: New Hampshire

	Conference	Overall	Pct.
New Hampshire	4-0-0	8-1-0	.889
Maine	2-1-0	6-1-0	.857
Connecticut	1-2-0	4-4-0	.500
Rhode Island	1-3-0	3-4-0	.429
Massachusetts	0-1-1	3-4-1	.438
Vermont	0-1-1	3-4-1	.438

* - NCAA Playoff Participant | \$ - NCAA Playoff Semifinalist
! - NCAA Playoff Finalist | # - NCAA Champion

CAA Football All-Time Coaching Records

--- OVERALL ---

-- CONFERENCE --

Coach	Years	Record	Pct.
1. Biff Glassford (UNH)	1946-1948	19-5-1	.780
2. Vic Fusia (UMass)	1961-1970	59-32-2	.645
3. Mike London (UR)	2008-2009	24-5	.828
4. David Nelson (UM)	1949-1950	7-5-2	.571
5. Dick MacPherson (UMass)	1971-1977	45-27-1	.623
6. Bob Casciola (UC)	1971-1972	9-8-1	.528
Tom Lichtenberg (UM)	1989	9-3	.750
Charles Studley (UMass)	1960	7-2	.778
7. Hal Kopp (URI)	1950, 52-55	28-11-2	.718
8. Bob Pickett (UMass)	1978-1983	36-28	.563
9. John Toner (UC)	1966-1970	20-24-3	.457
10. Harold "Tubby" Raymond (UD)	1966-2001	300-119-3	.714
11. Mark Whipple (UMass)	1998-2003	49-26	.653
12. Tim Murphy (UM)	1987-1988	15-8	.652
13. Rick Taylor (BU)	1977-1984	55-32-1	.631
14. Thomas Eck (UMass)	1945, 47-51	17-23-4	.432
15. Bob Ingalls (UC)	1952-1963	49-54-3	.476
16. Don Brown (NU, UMass)	2000-03, 04-08	70-39	.642
17. Hal Kopp (URI)	1950, 52-55	27-20	.574
18. Rip Scherer (JMU)	1991-1994	29-19	.604
19. Larry Naviaux (UC)	1973-1976	18-24-1	.430
20. J.O. Christian (UC)	1934-1949	66-51-4	.562
21. Hal Westerman (UM)	1951-1966	80-38-7	.668
22. Jimmy Laycock (WM)	1980-	208-145-2	.589
23. Andy Talley (VU)	1985-	188-107-1	.637
24. Dave Clawson (UR)	2004-2007	29-20	.592
25. Mickey Matthews (JMU)	1999-	88-56	.611
26. K.C. Keeler (UD)	2002-	74-42	.638
27. Bill Bowes (UNH)	1972-1998	175-106-5	.621
28. Rick Forzano (UC)	1964-1965	7-10-1	.417
29. Skip Holtz (UC)	1994-1998	34-23	.597
30. Jim Root (UNH)	1968-1971	18-14-1	.561
31. Tom Jackson (UC)	1983-1993	62-57	.521
32. Sean McDonnell (UNH)	1999-	88-58	.603
33. Jim Reid (UMass, UR)	1986-91, 95-03	84-82-3	.506
34. Latrell Scott (UR)	2010-	6-5	.545
35. Dan Allen (BU)	1990-1995	36-33	.522
Alex Wood (JMU)	1995-1998	23-22	.511
Dal Shealy (UR)	1980-1988	43-57	.430
Bob Stull (UMass)	1984-1985	10-12	.455
George Allen (UM)	1941, 46-48	16-11-2	.586
Joe Gardi (HOF)	2001-2005	119-62-2	.656
41. Walt Nadzak (UC)	1977-1982	24-39-2	.385
42. Mike Hodges (UMass)	1992-1997	35-30	.538
43. Jack Cosgrove (UM)	1993-	97-108	.473
44. Kevin Morris (UMass)	2009-	11-11	.500
45. Chris Palmer (BU)	1988-1989	8-14	.364
46. Chief Boston (UNH)	1949-1964	60-57-10	.512
47. Bob Clifford (VER)	1962-1969	37-29-1	.560
48. Jack Gregory (URI)	1970-1975	22-33-2	.404
49. Buddy Teevens (UM)	1985-1986	13-9	.591
50. Herb Maack (URI)	1956-1960	17-22-2	.439
51. Randy Edsall (UC)	1999	4-7	.364
52. Bob Griffin (URI)	1976-1992	79-107-1	.425
53. Rocky Hager (NU)	2004-2009	20-47	.299
54. Kirk Ferentz (UM)	1990-1992	12-21	.363
55. Paul Kemp (BU)	1973-1976	16-24-1	.402
56. Arthur Valpey (UC)	1950-1951	7-9	.438
57. Barry Gallup (NU)	1991-1999	38-60-1	.389
58. Walter Abbott (UM)	1967-1975	27-53	.338
59. Steve Stetson (BU)	1985-1987	10-23	.303
60. Jack Zilly (URI)	1963-1969	21-41-2	.344
61. Dave Cohen (HOF)	2006-2009	18-27	.400
62. Floyd Keith (URI)	1993-1999	23-53	.303
63. Ron Rogerson (UM)	1981-1984	19-23-1	.454
64. Joe Yukica (UNH)	1966-1967	7-9	.438
65. Tim Stowers (URI)	2000-2007	33-57	.367
66. Carl Falivene (VER)	1972-1974	11-17	.393
67. John C. Evans (VER)	1947-1951	15-21-2	.421
68. Charlie O'Rourke (UMass)	1952-1959	21-39-4	.359
69. Joe Trainer (URI)	2009-	6-16	.273
70. Jim Marshall (UR)	1989-1994	19-47	.288
71. John Chironna (URI)	1961-1962	4-11-3	.306
72. Ed Doherty (URI)	1951	3-5	.375
73. Gordy Combs (TU)	2004-2008	22-34	.393
74. Joe Scannella (VER)	1970-1971	2-16	.111
75. Jack Bicknell (UM)	1976-1980	18-35-1	.343
76. Darren Rizzi (URI)	2008	3-9	.250
77. Ed Donnelly (VER)	1952-1961	25-40-5	.393
78. Bill Beck (URI)	1941, 46-49	12-22-2	.361
79. Rob Ambrose (TU)	2009-	3-19	.136
80. Tom Masella (BU)	1996-1997	2-20	.091
81. Andy Mooradian (UNH)	1965	0-8	.000

Record	Pct.
7-1	.875
41-7-1	.847
13-3	.813
5-1-1	.786
28-8-1	.770
7-2-1	.750
6-2	.750
3-1	.750
15-5-1	.738
22-8	.733
17-6-2	.720
89-38	.701
35-16	.686
10-5	.667
26-14	.650
6-3-1	.650
29-16-3	.635
47-28	.627
18-17	.514
29-11	.725
10-6	.625
13-8-1	.614
5-3-1	.611
41-26-5	.604
88-58	.603
112-75	.599
19-13	.594
58-41	.586
42-32	.568
97-74-2	.567
4-3-1	.563
22-18	.550
11-9	.550
42-35	.545
53-46	.535
61-60	.504
26-20	.565
35-40	.467
4-4	.500
24-24	.500
16-16	.500
11-11	.500
5-5	.500
3-3	.500
21-22	.488
14-15-1	.483
23-25	.479
66-81	.449
7-9	.438
7-9	.438
25-34-8	.433
15-20-1	.431
13-18-1	.422
5-7	.417
8-12-2	.409
3-5	.375
37-67	.356
16-32	.333
8-16	.333
7-14	.333
2-4	.333
18-38	.321
15-32	.319
6-13	.316
10-23-2	.314
10-22	.313
17-39	.304
6-14	.300
3-7	.300
20-47	.299
5-12	.294
3-8-1	.292
8-21-1	.283
4-12	.250
12-36	.250
2-7-1	.250
1-3	.250
9-31	.225
2-8	.200
4-20-1	.180
1-7	.125
2-15	.118
1-11	.083
7-15	.063
1-15	.063
0-5	.000

CAA All-Time Wins

1. Andy Talley (VU) 112
2. Bill Bowes (UNH) 97
3. Harold "Tubby" Raymond (UD) 89
4. Jimmy Laycock (WM) 88
5. Jack Cosgrove (UM) 66
6. Jim Reid (UMass, UR) 61
7. Mickey Matthews (JMU) 58
8. Sean McDonnell (UNH) 53
9. Don Brown (NU, UMass) 47
10. K.C. Keeler (UD) 42
Tom Jackson (UC) 42
12. Hal Westerman (UM) 41
Vic Fusia (UMass) 41
14. Bob Griffin (URI) 37
15. Mark Whipple (UMass) 35
16. Bob Ingalls (UC) 29
17. Dick MacPherson (UMass) 28
18. Rick Taylor (BU) 26
19. Chief Boston (UNH) 25
20. Dan Allen (BU) 24
21. Mike Hodges (UMass) 23
22. Skip Holtz (UC) 22
Bob Pickett (UMass) 22
24. Joe Gardi (HOF) 21
25. Tim Stowers (URI) 20
26. Dave Clawson (UR) 19
27. Barry Gallup (NU) 18
28. Floyd Keith (URI) 17
John Toner (UC) 17
30. Rocky Hager (NU) 16
Alex Wood (JMU) 16
32. Walter Abbott (UM) 15
Bob Clifford (VER) 15
Hal Kopp (URI) 15
35. Walt Nadzak (UC) 14
36. Mike London (UR) 13
Jack Gregory (URI) 13
Larry Naviaux (UC) 13
39. Jim Marshall (UR) 12
40. Jim Root (UNH) 11
Dal Shealy (UR) 11
42. Dave Cohen (HOF) 10
Tim Murphy (UC) 10
Rip Scherer (JMU) 10
Jack Zilly (URI) 10
46. Gordy Combs (TU) 9
47. Kirk Ferentz (UM) 8
Herb Maack (URI) 8
Charlie O'Rourke (UMass) 8
50. Kevin Morris (UMass) 7
Bob Casciola (UC) 7
Biff Glassford (UNH) 7
Paul Kemp (BU) 7
Chris Palmer (BU) 7
55. Thomas Eck (UMass) 6
Tom Lichtenberg (UM) 6
Ron Rogerson (UM) 6
Steve Stetson (BU) 6
59. J.O. Christian (UC) 5
Carl Falivene (VER) 5
David Nelson (UM) 5
Bob Stull (UMass) 5
Buddy Teevens (UR) 5
64. Latrell Scott (UR) 4
Joe Trainer (URI) 4
Jack Bicknell (UM) 4
Rick Forzano (UC) 4
68. George Allen (UM) 3
Randy Edsall (UC) 3
John C. Evans (VER) 3
Charles Studley (UMass) 3
Joe Yukica (UNH) 3
73. John Chironna (URI) 2
Ed Donnelly (VER) 2
Joe Scannella (VER) 2
Arthur Valpey (UC) 2
77. Rob Ambrose (TU) 1
Darren Rizzi (URI) 1
Bill Beck (URI) 1
Ed Doherty (URI) 1
Tom Masella (BU) 1
82. Andy Mooradian (UNH) 0

5 NATIONAL CHAMPIONS
9 NATIONAL CHAMPIONSHIP GAME APPEARANCES
18 NATIONAL SEMIFINALISTS
18 NATIONAL AWARD WINNERS

Pass Completions - Career

Comp.	Name	School	Years
1,102	Ricky Santos	New Hampshire	2004-2007
1,044	Sean Schaefer	Towson	2005-2008
868	Chris Boden	Villanova	1996-1999
833	Brett Gordon	Villanova	1999-2002
830	Liam Coen	Massachusetts	2005-2008
803	Matt DeGennaro	Connecticut	1987-1990
784	Eric Ward	Richmond	2006-2009
755	Ron Whitcomb	Maine	2003-2006
691	Chris Hixson	Rhode Island	1993-1996
676	Dave Corley, Jr.	William and Mary	1999-2002

Passing Touchdowns - Career

TD	Name	School	Years
123	Ricky Santos	New Hampshire	2004-2007
99	Chris Boden	Villanova	1996-1999
90	Liam Coen	Massachusetts	2005-2008
83	Brett Gordon	Villanova	1999-2002
78	Tom Ehrhardt	Rhode Island	1984-1985
76	Sean Schaefer	Towson	2005-2008
73	Dave Corley, Jr.	William and Mary	1999-2002
73	Matt DeGennaro	Connecticut	1987-1990
73	Shane Stafford	Connecticut	1995-1998
69	Mike Buck	Maine	1986-1989

Yards Gained - Career

Yards	Name	School	Years
13,212	Ricky Santos	New Hampshire	2004-2007
11,644	Sean Schaefer	Towson	2005-2008
11,031	Liam Coen	Massachusetts	2005-2008
10,166	Chris Boden	Villanova	1996-1999
9,805	Dave Corley, Jr.	William and Mary	1999-2002
9,639	Brett Gordon	Villanova	1999-2002
9,288	Matt DeGennaro	Connecticut	1987-1990
8,969	Eric Ward	Richmond	2006-2009
8,845	Mike Buck	Maine	1986-1989
8,839	Shane Stafford	Connecticut	1995-1998

Yards Gained - Game

Yards	Name (School)	Opponent	Date
566	Tom Ehrhardt (URI)	Connecticut	11/16/85
560	Bobby Seck (HOF)	Rhode Island	9/25/04
556	Matt Nagy (UD)	Connecticut	11/7/98
538	Ricky Santos (UNH)	Villanova	10/2/04
522	Mickey Fein (UM)	Connecticut	10/11/97
520	Tom Ehrhardt (URI)	Lehigh	10/12/85
496	Bobby Seck (HOF)	Liberty	11/22/03
494	Tom Ehrhardt (URI)	Furman	12/7/85
486	Bob Jean (UNH)	Villanova	11/5/88
484	Cory Christopher (HOF)	Massachusetts	11/21/09

Senior Record: 566 Tom Ehrhardt (URI) vs. Connecticut (11/16/85)
 Junior Record: 560 Bobby Seck (HOF) vs. Rhode Island (9/25/04)
 Sophomore Record: 556 Matt Nagy (UD) vs. Connecticut (11/7/98)
 Freshman Record: 538 Ricky Santos (UNH) vs. Villanova (10/2/04)

All-Time Passing Records

Average Yards Gained - Season

(minimum 3,000 yards)

Avg.	Name (School)	Cl.	Gms.	Yards	Year
346.8	Tom Ehrhardt (URI)	Sr.	13	4,508	1985
303.3	Sean Schaefer (TU)	So.	10	3,033	2006
302.0	Anton Clarkson (HOF)	Jr.	10	3,020	2005
299.7	Robert Dougherty (BU)	Sr.	12	3,596	1994
297.7	Tom Ehrhardt (URI)	Jr.	13	3,870	1984
297.3	Rocky Butler (HOF)	Sr.	12	3,568	2001
292.1	Ricky Santos (UNH)	So.	13	3,797	2005
290.2	Kevin Foley (BU)	Sr.	11	3,192	1995
286.0	Brett Gordon (VU)	Sr.	15	4,290	2002
285.2	Chris Boden (VU)	So.	13	3,707	1997

Senior Record: 346.8 Tom Ehrhardt (URI), 1985
 Junior Record: 302.0 Anton Clarkson (HOF), 2005
 Sophomore Record: 303.3 Sean Schaefer (TU), 2006
 Freshman Record: 255.2 Ricky Santos (UNH), 2004

INDIVIDUAL RECORDS

Most Pass Attempts - Game

78 Tom Ehrhardt (URI) vs. Furman, 12/7/85

Most Pass Completions - Game

43 Chris Boden (VU) vs. Connecticut, 10/16/99
 43 Sean Schaefer (TU) vs. Hofstra, 9/23/06

Most Pass Completions - Season

386 Brett Gordon (VU), 2002

Most Completions Per Game - Season

30.4 Tom Ehrhardt (URI), 1985

Most Pass Attempts - Season

645 Tom Ehrhardt (URI), 1985

Most Pass Attempts - Career

1,636 Ricky Santos (UNH), 2004-07

Most Touchdown Passes - Game

8 Bobby Seck (HOF) vs. Rhode Island, 9/25/04
 8 Tom Ehrhardt (URI) vs. Connecticut, 11/16/85

Most Touchdown Passes - Season

42 Chris Boden (VU), 1997
 42 Tom Ehrhardt (URI), 1985

Most Interceptions Thrown - Game

6 Six times
 Last by Jake Phillips (WM) vs. Richmond, 11/22/08

Most Interceptions Thrown - Season

27 Tom Ehrhardt (URI), 1985

Most Interceptions Thrown - Career

59 Sean Schaefer (TU), 2005-08

Longest Pass

98 R.J. Archer-to-Cameron Dohse (WM) vs. Villanova, 12/11/09
 98 Steve Monaco-to-Emerson Foster (URI) vs. Holy Cross, 9/3/88

TEAM RECORDS

Most Passing Attempts - Game

90 Rhode Island vs. Furman, 12/7/85

Most Passing Attempts - Season

761 Rhode Island, 1985 (13 Games)

Most Pass Completions - Game

45 Rhode Island vs. Furman, 12/7/85

Most Pass Completions - Season

419 Rhode Island, 1985 (13 Games)

Highest Completion Percentage - Season

73.2 New Hampshire, 2007 (12 Games)

Most Passing Yards - Game

580 Rhode Island vs. Connecticut, 11/16/85

Most Passing Yards - Season

5,321 Rhode Island, 1985 (13 Games)

Most Touchdown Passes - Game

8 Twice, Last by Hofstra vs. Rhode Island, 9/25/04

Most Touchdown Passes - Season

47 Rhode Island, 1985 (13 Games)

Most First Downs Passing - Game

29 Rhode Island vs. Connecticut, 11/16/85

Most First Downs Passing - Season

256 Rhode Island, 1985 (13 Games)

Annual Passing Leaders

Completions		
Year	Name (Team)	Completions
1978	Steve Tosches (URI)	114
1979	Mike McEvilly (UM)	107
1980	Ken Sweitzer (UC)	127
1981	Ken Sweitzer (UC)	145
1982	Rich LaBonte (UM)	112
1983	Dave Weinke (URI)	150
1984	Tom Ehrhardt (URI)	308
1985	Tom Ehrhardt (URI)	283
1986	Peter Lane (UC)	187
1987	Mike Buck (UM)	232

Passing Efficiency		
<i>(since ratings system - 1988)</i>		
Year	Name (Team)	Rating
1988	Matt DeGennaro (UC)	126.4
1989	Mike Buck (UM)	159.6
1990	Matt Griffin (UNH)	125.8
1991	Tom Colombo (VU)	133.0
1992	Greg Lilly (UR)	157.0
1993	Shawn Knight (WM)	204.6
1994	Shawn Knight (WM)	151.3
1995	Leo Hamlett (UD)	165.4
1996	Mike Cook (WM)	142.5
1997	Chris Boden (VU)	174.0
1998	Matt Nagy (UD)	157.0
1999	Dave Corley, Jr. (WM)	141.3
2000	Brett Gordon (VU)	153.5
2001	Rocky Butler (HOF)	166.2
2002	Dave Corley, Jr. (WM)	144.6
	Brett Gordon (VU)	144.6
2003	Lang Campbell (WM)	152.1
2004	Lang Campbell (WM)	158.7
2005	Ricky Santos (UNH)	170.3
2006	Justin Rascati (JMU)	164.0
2007	Ricky Santos (UNH)	163.1
2008	Rodney Landers (JMU)	170.7
2009	Chris Whitney (VU)	151.6
2010	Pat Devlin (UD)	151.6

Active Players in italics

Yards Gained - Career

Yards	Name	School	Years
6,250	Marcel Shipp	Massachusetts	1997-2000
6,193	Jerry Azumah	New Hampshire	1995-1998
5,332	Steve Baylark	Massachusetts	2003-2006
4,624	Rene Ingoglia	Massachusetts	1992-1995
4,587	Daryl Brown	Delaware	1991-1994
4,499	Brian Westbrook	Villanova	1997-2001
4,436	Paul Lewis	Boston University	1981-1984
4,364	Omar Cuff	Delaware	2004-2007
4,025	Carl Smith	Maine	1988-1991
3,940	Marcus Williams	Maine	2001-2004

Average Yards Gained - Season

(Minimum 1,000 Yards)

Avg.	Name (School)	Cl.	Gms.	Yards	Year
199.6	Jerry Azumah (UNH)	Sr.	11	2,195	1998
181.6	Marcel Shipp (UMass)	So.	14	2,542	1998
159.6	L.J. McKanas (NU)	Sr.	11	1,756	2001
157.1	Carl Smith (UM)	So.	12	1,885	1989
148.6	Pat Abbruzzi (URI)	So.	8	1,189	1952
148.3	Garry Pearson (UMass)	Sr.	11	1,631	1982
147.5	Lorenzo Bouier (UM)	Sr.	11	1,622	1982
145.7	Brian Westbrook (VU)	Sr.	11	1,603	2001
144.1	Jerry Azumah (UNH)	Jr.	11	1,585	1997
142.9	Curtis Keaton (JMU)	Sr.	12	1,715	1999

Senior Record: 199.6 Jerry Azumah (UNH), 1998
 Junior Record: 144.1 Jerry Azumah (UNH), 1997
 Sophomore Record: 181.6 Marcel Shipp (UMass), 1998
 Freshman Record: 138.1 Jerry Azumah (UNH), 1995

Yards Gained - Game

Yards	Name (School)	Opponent	Date
337	Frank Alessio (UMass)	Boston University	11/11/95
329	Jerry Azumah (UNH)	Hofstra	11/7/98
313	Rene Ingoglia (UMass)	Rhode Island	10/1/94
306	Pat Abbruzzi (URI)	New Hampshire	10/4/52
302	Lorenzo Bouier (UM)	Northeastern	11/1/80
300	Jerry Azumah (UNH)	Boston University	11/15/97
295	Tim Hightower (UR)	Bucknell	9/22/07
288	Omar Cuff (UD)	Delaware State	11/23/07
288	Garry Pearson (UMass)	American Int'l	11/20/82
287	Brian Westbrook (VU)	Hofstra	11/10/01

Senior Record: 329 Jerry Azumah (UNH) vs. Hofstra (11/7/98)
 Junior Record: 337 Frank Alessio (UMass) vs. Boston Univ. (11/11/95)
 Sophomore Record: 306 Pat Abbruzzi (URI) vs. UNH (10/4/52)
 Freshman Record: 264 Jerry Azumah (UNH) vs. Villanova (11/11/95)

Total Carries - Career

Att.	Name	School	Years
1,215	Marcel Shipp	Massachusetts	1997-2000
1,104	Steve Baylark	Massachusetts	2003-2006
1,045	Jerry Azumah	New Hampshire	1995-1998
972	Paul Lewis	Boston University	1981-1984
925	Omar Cuff	Delaware	2004-2007
905	Rene Ingoglia	Massachusetts	1992-1995
879	Lorenzo Bouier	Maine	1979-1982
819	Maurice Murray	Northeastern	2004-2007
814	Bill Burnham	New Hampshire	1974-1977
808	Garry Pearson	Massachusetts	1979-1982

All-Time Rushing Records

Rushing Touchdowns - Career

TD	Name	School	Years
65	Omar Cuff	Delaware	2004-2007
60	Jerry Azumah	New Hampshire	1995-1998
58	Marcel Shipp	Massachusetts	1997-2000
55	Paul Lewis	Boston University	1981-1984
54	Rene Ingoglia	Massachusetts	1992-1995
54	Brian Westbrook	Villanova	1997-2001
49	Bill Burnham	New Hampshire	1974-1977
47	Daryl Brown	Delaware	1991-1994
43	Norm Ford	New Hampshire	1986-1989
43	Maurice Murray	Northeastern	2004-2007

INDIVIDUAL RECORDS

Most Rushing Attempts - Game

55 Maurice Murray (NU) vs. New Hampshire, 11/3/07

Most Rushing Attempts - Season

428 Marcel Shipp (UMass), 1998 (14 games)

Average Rushes Per Game - Season

31.7 (349) Lorenzo Bouier (UM), 1980

Most Rushing Touchdowns - Game

6 Omar Cuff (UD) vs. William and Mary, 8/30/07

Most Rushing Touchdowns - Season

35 Omar Cuff (UD), 2007 (15 games)

Average Rushing Touchdowns Per Game - Season

2.3 (35) Omar Cuff (UD), 2007

Longest Rush - Game

99 Pat Abbruzzi (URI) vs. New Hampshire, 10/4/52

99 Gerry White (UC) vs. Rhode Island, 11/12/60

TEAM RECORDS

Most Rushing Attempts - Game

84 Maine vs. Bowdoin, 11/6/54

Most Rushing Attempts - Season

778 Richmond, 2000 (13 games)

Most Rushing Yards - Game

593 Northeastern vs. Stonehill, 8/30/03

Most Rushing Yards - Season

4,009 Rhode Island, 2003 (12 games)

Most Rushing Yards Per Game - Season

334.1 Rhode Island, 2003 (12 games)

Most Rushing Touchdowns - Game

9 Northeastern vs. Stonehill,

8/30/03

Most Rushing Touchdowns - Season

49 Delaware, 1992 (14 games)

Most First Downs Rushing - Game

27 Connecticut vs. Rhode Island, 11/15/58

Most First Downs Rushing - Season

210 Delaware, 1993 (13 games)

Annual Rushing Leaders

Year	Name (Team)	Average	Yards
1978	Mal Najarian (BU)	143.0	1,001
1979	Mal Najarian (BU)	114.0	1,137
1980	Lorenzo Bouier (UM)	147.5	1,622
1981	Gregg Drew (BU)	125.0	1,250
1982	Garry Pearson (UMass)	148.3	1,631
1983	Paul Lewis (BU)	133.6	1,603
1984	Andre Garron (UNH)	143.4	1,004
1985	Andre Garron (UNH)	111.0	888
1986	Randy Pettus (BU)	87.4	874
1987	Erwin Matthews (UR)	110.6	1,327
1988	George Boothe (UC)	91.1	1,002
1989	Carl Smith (UM)	152.7	1,680
1990	Barry Bourassa (UNH)	106.3	957
1991	Jerome Bledsoe (UMass)	140.3	1,545
1992	Uly Scott (UR)	119.8	1,318
1993	Rene Ingoglia (UMass)	116.8	1,285
1994	Rene Ingoglia (UMass)	136.8	1,505
1995	Frank Alessio (UMass)	116.0	1,276
1996	Jerry Azumah (UNH)	118.9	1,308
1997	Jerry Azumah (UNH)	143.3	1,576
1998	Jerry Azumah (UNH)	199.6	2,195
1999	Curtis Keaton (JMU)	142.9	1,715
2000	Brian Westbrook (VU)	110.9	1,220
2001	L. J. McKanas (NU)	159.6	1,756
2002	Marcus Williams (UM)	100.4	1,406
2003	Germaine Bennett (UD)	101.6	1,625
2004	Steve Baylark (UMass)	103.5	1,138
2005	Joe Casey (URI)	113.2	1,245
2006	Steve Baylark (UMass)	130.7	1,960
2007	Tim Hightower (UR)	137.4	1,924
2008	Rodney Landers (JMU)	126.4	1,770
2009	<i>Jonathan Grimes (WM)</i>	<i>92.4</i>	<i>1,294</i>
2010	<i>Andrew Pierce (UD)</i>	<i>110.3</i>	<i>1,655</i>

Active Players in italics

Yards Gained - Career

Yards	Name	School	Years
4,655	David Ball	New Hampshire	2003-2006
4,168	Rich Musinski	William and Mary	2000-2003
3,944	Brian Forster	Rhode Island	1983-1987
3,872	Brian Finneran	Villanova	1994-1997
3,737	Eddie Conti	Delaware	1994-1998
3,579	Bill Brooks	Boston University	1982-1985
3,535	Mark Didio	Connecticut	1988-1991
3,419	Dave Klemic	Northeastern	1997-2000
3,350	Cory Parks	Northeastern	2002-2005
3,346	Courtney Batts	Delaware	1994-1997

Average Yards Gained - Season

(Minimum 1,000 Yards)

Avg.	Name (School)	Cl.	Gms.	Yards	Year
155.6	Eddie Conti (UD)	Sr.	11	1,712	1998
139.9	Brian Forster (URI)	Jr.	13	1,819	1985
125.3	David Ball (UNH)	So.	12	1,504	2004
123.1	Mark Didio (UC)	Sr.	11	1,354	1991
119.3	David Ball (UNH)	Jr.	13	1,551	2005
116.1	Rich Musinski (WM)	Jr.	12	1,393	2001
113.2	Dominique Thompson (WM)	Sr.	14	1,585	2004
112.8	Kahmal Roy (HOF)	Sr.	12	1,354	2001
110.0	Bill Brooks (BU)	Sr.	11	1,210	1985
109.7	David McLeod (JMU)	Sr.	11	1,207	1993

Senior Record: 155.6.....Eddie Conti (UD), 1998
 Junior Record: 139.9.....Brian Forster (URI), 1985
 Sophomore Record: 125.3.....David Ball (UNH), 2004
 Freshman Record: 85.3.....Charles Sullivan (HOF), 2004

Yards Gained - Game

Yards	Name (School)	Opponent	Date
354	Eddie Conti (UD)	Connecticut	11/7/98
327	Brian Forster (URI)	Brown	9/28/85
299	Brian Forster (URI)	Lehigh	10/12/85
284	David Ball (UNH)	Villanova	10/2/04
275	Shawn Leonard (URI)	New Hampshire	11/7/09
267	Marques Colston (HOF)	Liberty	11/22/03
262	Victor Cruz (UMass)	James Madison	9/13/08
252	Brian Forster (URI)	Richmond	12/1/84
248	Carnell Henderson (BU)	Rhode Island	10/8/94
246	Cory Parks (NU)	Albany	9/6/03
240	David Conklin (WM)	VMI	9/13/97

Senior Record: 354.....Eddie Conti (UD) vs. Connecticut (11/7/98)
 Junior Record: 327.....Brian Forster (URI) vs. Brown (9/28/85)
 Sophomore Record: 284.....David Ball (UNH) vs. Villanova (10/2/04)
 Freshman Record: 213.....Charles Sullivan (HOF) vs. URI (9/25/04)

Pass Receptions - Career

Rec.	Name	School	Years
304	David Ball	New Hampshire	2003-2006
284	Brian Forster	Rhode Island	1983-1987
265	Brian Finneran	Villanova	1994-1997
239	Mark Didio	Connecticut	1988-1991
238	Charles Sullivan	Hofstra	2004-2007
236	Murle Sango	Villanova	1998-2001
228	Bill Brooks	Boston University	1982-1985
225	Marcus Lee	Towson	2005-2008
225	Darren Altieri	Boston University	1987-1990
224	Rich Musinski	William and Mary	2000-2003

All-Time Receiving Records

Average Pass Receptions - Season

Avg.	Name (School)	Cl.	Gms.	Rec.	Year
9.85	Brian Forster (URI)	Jr.	13	128	1985
8.91	Murle Sango (VU)	So.	11	98	1999
8.27	Eddie Conti (UD)	Sr.	11	91	1998
8.09	Brian Westbrook (VU)	So.	11	89	1998
8.00	Mark Didio (UC)	Sr.	11	88	1991
8.00	Rameek Wright (UM)	Sr.	11	88	1997
7.82	Charles Sullivan (HOF)	Sr.	11	86	2007
7.69	Brian Forster (URI)	So.	13	100	1984
7.55	J.J. Outlaw (VU)	Sr.	11	83	2005
7.45	Earnest Payton (JMU)	So.	11	82	1998

Senior Record: 8.27.....Eddie Conti (UD), 1998
 Junior Record: 9.85.....Brian Forster (URI), 1985
 Sophomore Record: 8.91.....Murle Sango (VU), 1999
 Freshman Record: 6.18.....Charles Sullivan (HOF), 2004

Pass Receptions - Game

Rec.	Name (School)	Opponent	Date
18	Landis Williams (UM)	Rhode Island	11/14/09
18	Brian Forster (URI)	Brown	9/28/85
18	Brian Forster (URI)	Richmond	12/1/84
17	Arel Gordon (UM)	New Hampshire	11/18/06
17	Rameek Wright (UM)	Buffalo	11/16/96
17	Brian Forster (URI)	Lehigh	10/12/85
16	David Boler (UD)	Navy	10/30/04
16	Justin Long (UD)	Maine	10/2/04
16	Brian Finneran (VU)	Youngstown St.	12/16/97
16	Brian Finneran (VU)	Connecticut	10/5/96

Senior Record: 18.....Landis Williams (UM) vs. Rhode Island (11/14/09)
 Junior Record: 18.....Brian Forster (URI) vs. Brown (9/28/85)
 Sophomore Record: 18.....Brian Forster (URI) vs. Richmond (12/1/84)
 Freshman Record: 14.....John Perry (UNH) vs. Richmond (10/21/89)

Receiving Touchdowns - Career

TD	Name	School	Years
58	David Ball	New Hampshire	2003-2006
41	Dave Klemic	Northeastern	1997-2000
38	Dameon Reilly	Rhode Island	1983-1985
34	Cory Parks	Northeastern	2002-2005
34	Brian Finneran	Villanova	1994-1997
32	Bill Brooks	Boston University	1982-1985
32	Brian Forster	Rhode Island	1983-1987
32	Adrian Zullo	Massachusetts	1998-2002
31	Rich Musinski	William and Mary	2000-2003
31	Eddie Conti	Delaware	1994-1998

Consecutive Games With A Reception

45.....Marcus Lee (TU), 2005-2008

Receiving Touchdown - Season

TD	Name (School)	Cl.	Gms.	Year
24	David Ball (UNH)	Jr.	13	2005

Receiving Touchdowns - Game

Rec.	Name (School)	Opponent	Date
5	Andrae Brown (TU)	Northeastern	9/24/05

Annual Receptions Leaders

Year	Name (Team)	Rec.	Yards
1978	Dave Loehle (UNH)	37	514
1979	Kevin O'Connor (UM)	33	518
1980	Reggie Eccleston (UC)	50	1,081
1981	Keith Hugger (UC)	57	1,145
1982	Tom Mut (URI)	45	803
1983	Bill Brooks (BU)	56	891
1984	Brian Forster (URI)	100	1,357
1985	Brian Forster (URI)	115	1,617
1986	Dennis Gadbois (BU)	70	1,095
1987	Curtis Olds (UNH)	61	807
1988	Glenn Antrum (UC)	77	1,130
1989	Darren Altieri (BU)	75	868
1990	Mark Didio (UC)	78	1,153
1991	Mark Didio (UC)	88	1,354
1992	Darren Rizzi (URI)	74	1,103
1993	David Gamble (UNH)	67	1,138
1994	Cy Butler (URI)	73	808
1995	Ed Mantie (BU)	81	943
1996	Brian Finneran (VU)	81	1,207
1997	Rameek Wright (UM)	88	1,169
1998	Eddie Conti (UD)	91	1,712
1999	Murle Sango (VU)	98	1,064
2000	Dwayne Wilmot (UM)	67	995
2001	Stefan Gomes (UM)	81	1,069
2002	Brian White (VU)	72	805
2003	Rich Musinski (WM)	63	888
2004	David Ball (UNH)	86	1,504
2005	David Ball (UNH)	87	1,551
2006	David Ball (UNH)	93	1,114
2007	Charles Sullivan (HOF)	86	991
2008	Victor Cruz (UMass)	71	1,064
2009	Landis Williams (UM)	71	798
2010	Terrance Fox (UNH)	80	821

Active Players in Italics

TEAM RECORDS

Most Points - Two Teams

125	Connecticut 125, Newport NTS 0	1949
118	Richmond 62, Delaware 56 (50T)	11/10/07
115	Maine 59, Delaware 56 (20T)	10/31/87
113	Delaware 58, West Chester 55	9/24/94
113	Rhode Island 58, Maine 55 (60T)	9/18/82
111	Delaware 59, Navy 52	10/27/07
106	Massachusetts 64, New Hampshire 42	11/19/88
106	New Hampshire 59, Maine 47	11/19/05
105	Hofstra 62, Rhode Island 43	9/25/04
105	Villanova 65, Buffalo 40	11/14/98

Fewest Points - Two Teams

0	Maine 0, New Hampshire 0	10/13/51
0	Connecticut 0, New Hampshire 0	11/3/56
0	Connecticut 0, Rhode Island 0	11/16/57
0	Maine 0, Rhode Island 0	9/26/59
0	Massachusetts 0, Northeastern 0	10/24/59
0	Massachusetts 0, Harvard 0	9/28/63
0	Connecticut 0, New Hampshire 0	10/31/64
0	Connecticut 0, Rhode Island 0	11/12/66
0	Rhode Island 0, Vermont 0	10/14/67
2	Maine 2, Connecticut 0	10/21/61

Fewest Points - Two Teams

(since overtime was implemented - 1982)

3	Albany 3, Maine 0	9/2/10
3	Rhode Island 3, Maine 0	10/28/06
3	Massachusetts 3, Villanova 0	11/10/90
3	Massachusetts 3, Northeastern 0	9/29/84
6	Richmond 3, Fordham 3	10/21/95
7	Massachusetts 7, Northeastern 0	10/28/06
7	Northeastern 7, Richmond 0	10/20/01
10	Rhode Island 7, Massachusetts 3	10/5/85
10	Richmond 7, New Hampshire 3	11/4/95
10	Massachusetts 7, Holy Cross 3	9/19/92

Most Points - One Team

125	Connecticut 125, Newport NTS 0	1949
84	Delaware 84, West Chester 0	9/23/00
78	Northeastern 78, Stonehill 6	8/30/03
77	Maine 77, Morgan State 24	11/8/03
77	Massachusetts 77, Northeastern 0	10/9/99
76	James Madison 76, Morgan State 7	9/2/95
72	James Madison 72, Lock Haven 0	9/2/00
71	Connecticut 71, Massachusetts 6	10/13/56
71	Northeastern 71, Cheyney 0	9/4/04
70	New Hampshire 70, Central Connecticut 20	8/30/03
70	Towson 70, Lock Haven 0	9/10/05

Largest Margin of Victory

125	Connecticut 125, Newport NTS 0	1949
84	Delaware 84, West Chester 0	9/23/00
77	Massachusetts 77, Northeastern 0	10/9/99
72	Northeastern 78, Stonehill 6	8/30/03
72	James Madison 72, Lock Haven 0	9/2/00
71	Northeastern 71, Cheyney 0	9/4/04
71	Connecticut 71, Massachusetts 6	10/13/56
70	Towson 70, Lock Haven 0	9/10/05
69	James Madison 76, Morgan State 7	9/2/95
65	Connecticut 71, Massachusetts 6	10/13/56
64	Villanova 64, West Chester 0	8/28/97

Most Points - Season

555	Delaware, 2003 (16 games)
-----	---------------------------

Most Touchdowns - Game

12	Massachusetts vs. Northeastern, 10/9/99
----	---

All-Time Scoring Records

Most Touchdowns - Season

74	New Hampshire, 2005 (13 Games)
----	--------------------------------

INDIVIDUAL RECORDS

Touchdowns Scored - Career

TD	Name	School	Years
89	Brian Westbrook	Villanova	1997-2001
73	Omar Cuff	Delaware	2004-2007
70	Jerry Azumah	New Hampshire	1995-1998
63	Marcel Shipp	Massachusetts	1997-2000
58	David Ball	New Hampshire	2003-2006
55	Rene Ingoglia	Massachusetts	1992-1995
55	Paul Lewis	Boston University	1981-1984
51	Barry Bourassa	New Hampshire	1989-1992
50	Steve Baylark	Massachusetts	2003-2006
50	Daryl Brown	Delaware	1991-1994
49	Bill Burnham	New Hampshire	1973-1977
46	Stephan Lewis	New Hampshire	1999-2002

Scoring - Career

Pts.	Name	School	Years
544	Brian Westbrook	Villanova	1997-2001
438	Omar Cuff	Delaware	2004-2007
424	Jerry Azumah	New Hampshire	1995-1998
378	Marcel Shipp	Massachusetts	1997-2000
360	Andrew Howard	Richmond	2006-2009
350	David Ball	New Hampshire	2003-2006
332	Rene Ingoglia	Massachusetts	1992-1995
332	Paul Lewis	Boston University	1981-1984
308	Daryl Brown	Delaware	1991-1994
306	Barry Bourassa	New Hampshire	1989-1992

Extra Points - Career

XP	Name	School	Years
195	Andrew Howard	Richmond	2006-2009
174	Connor McCormick	New Hampshire	2002-2005
167	Sean Leach	Delaware	1994-1997
166	Greg Kuehn	William and Mary	2002-2005
162	Miro Kesic	Northeastern	2002-2005
151	Tom Manning	New Hampshire	2006-2009
148	Casey Hannon	Villanova	1998-2001
145	Chris Onorato	Hofstra	2000-2004
142	Mark Kiefer	Villanova	1994-1997
136	Mike Morello	Boston University	1991-1994

Most Extra Points Made - Game (Individual)

11	Mike Mellow (UM) vs. Morgan State, 11/8/03
----	--

Most Extra Points Made - Game (Team)

11	Maine vs. Morgan State, 11/8/03
11	Massachusetts vs. Northeastern, 10/9/99

Most Extra Points Made - Season

67	New Hampshire, 2005 (13 Games)
----	--------------------------------

Most Extra Point Attempts - Game

11	Four times
	Last by Maine vs. Morgan State, 11/8/03

Most Extra Point Attempts - Season

71	New Hampshire, 2005 (13 Games)
71	Massachusetts, 1998 (15 Games)

Most Two-Point Conversions Made - Game

2	Brian Finneran (VU) vs. Northeastern, 11/22/97
---	--

Most Two-Point Conversions Made - Game (Team)

4	Massachusetts vs. Delaware, 10/10/87
---	--------------------------------------

Most Two-Point Conversions Made - Season

22	Connecticut, 1958
----	-------------------

Field Goals - Career

FG	Name	School	Years
59	Greg Kuehn	William and Mary	2002-2005
55	Andrew Howard	Richmond	2006-2009
50	Chris Onorato	Hofstra	2000-2004
49	Rob Zarrilli	Hofstra	2005-2007
48	Miro Kesic	Northeastern	2002-2005
48	Brian Shallcross	William and Mary	1994-1997
46	Brett Sterba	William and Mary	1997-2000
45	Brian Pate	William and Mary	2006-2009
44	Brandon Hanes	Northeastern	1994-1997
41	Jon Striefsky	Delaware	2005-2009
41	Rob Courter	Richmond	1987-1990

Longest Field Goal

Long	Name (School)	Opponent	Date
57	Miro Kesic (NU)	Richmond	11/2/02
56	Jim McManus (UC)	New Hampshire	10/3/98
54	Tom Manning (UNH)	Hofstra	10/24/09
54	Roger Williams (HOF)	Northeastern	11/15/08
54	Steve Leo (UD)	Navy	10/24/92
53	Andrew Howard (UR)	Hofstra	11/8/08
53	Brett Sterba (WM)	Delaware	10/14/00
53	Frank Venezia (VU)	Connecticut	10/7/95
53	Steve Leo (UD)	Richmond	11/16/91
53	Domingos Carlos (UC)	Holy Cross	10/15/83

Most Field Goals Made - Game (Individual)

5	Tom Bishop (UNH) vs. Southern Illinois, 11/29/08
5	Mark Kiefer (VU) vs. Richmond, 11/18/95

Most Field Goals Made - Game (Team)

5	New Hampshire vs. Southern Illinois, 11/29/08
5	Villanova vs. Richmond, 11/18/95

Most Field Goals Made - Season (Individual)

23	Brian Pate, William and Mary, 2009
----	------------------------------------

Most Field Goals Made - Season (Team)

23	William and Mary, 2009
----	------------------------

Most Field Goal Attempts - Game (Individual)

7	Brian Pate (WM) vs. Virginia, 9/5/09
---	--------------------------------------

Most Field Goal Attempts - Season (Team)

35	William and Mary, 2009 (14 Games)
----	-----------------------------------

Most Points - Game

42	Omar Cuff (UD) vs. William and Mary, 8/30/07
----	--

Most Points - Season

234	Omar Cuff (UD), 2007
-----	----------------------

Most Touchdowns - Game

7	Omar Cuff (UD) vs. William and Mary, 8/30/07
---	--

Most Touchdowns - Season

39	Omar Cuff (UD), 2007
----	----------------------

Active Players in italics

18 NATIONAL AWARD WINNERS
18 NATIONAL SEMIFINALISTS
18 NATIONAL CHAMPIONSHIP GAME APPEARANCES
9 NATIONAL CHAMPIONS

Interceptions - Career

Int	Name	School	Years
24	Darren Sharper	William and Mary	1993-1996
24	Chris Helon	Boston University	1991-1994
23	Kevin Smith	Rhode Island	1987-1990
21	Derek Carter	Maine	1994-1997
21	Mark Seals	Boston University	1985-1988
20	Shannon James	Massachusetts	2002-2005
20	Billy Pappas	New Hampshire	1952-1954
18	Dino Vasso	New Hampshire	2007-2010
18	Matt Latham	Connecticut	1982-1984
18	Grady Fuller	Massachusetts	1977-1980
18	Steve Rogers	Massachusetts	1968-1970

INDIVIDUAL RECORDS

Most Interceptions - Game

4..... Three times
..... Last by Kevin Smith (URI) vs. Massachusetts, 10/8/88

Most Interception Return Yards - Game

160..... Dave Brown (UM) vs. Bowdoin, 11/10/62

Most Interceptions - Season

12..... Chris Helon (BU), 1993

Most Interception Return Yards - Season

239..... Mike Cassidy (URI), 1985

Most Interception Return Touchdowns - Game

2..... *Tyler Holmes (UMass) vs. Maine 11/6/10*
..... Allante Harrison (TU) vs. Elon, 9/4/04
..... Bill Curry (UM) vs. Liberty, 10/10/92

Most Interception Return Touchdowns - Season

2..... *Many*
..... Last by Dante Cook (WM) and Tyler Holmes (UMass), 2010

Most Interception Return Yards - Career

488..... Darren Sharper (WM), 1993-96

Most Interception Return Touchdowns - Career

4..... T.J. Hill (NU), 1998-01

Longest Interception Return - Game

100..... Seven times
..... Last by John Clements (UNH) vs. Northern Iowa, 12/6/08 &
..... Matt Parent (UNH) vs. Massachusetts, 11/15/08

TEAM RECORDS

Most Interceptions - Game

7..... Four times, Last by Villanova vs. Penn, 9/22/07

Most Interception Return Yards - Game

207 (5 INT's)..... New Hampshire vs. Hofstra, 11/1/08

Most Interception Return Touchdowns - Game

2..... Several times, Last by Massachusetts vs. Maine, 11/6/10

Most Interceptions - Season

31..... Delaware, 1986 (13 Games)

Most Interception Return Yards - Season

649 (24 INT's)..... New Hampshire, 2008 (13 Games)

All-Time Defense/All-Purpose Records

Most Interception Return Touchdowns - Season

7..... Northeastern, 1996

Average All-Purpose Yardage - Season

(Minimum 1,000 Yards)

Avg.	Name (School)	Cl.	Gms.	Yards	Year
275.1	Brian Westbrook (VU)	So.	11	3,026	1998
272.0	Brian Westbrook (VU)	Jr.	11	2,992	2000
256.6	Brian Westbrook (VU)	Sr.	11	2,823	2001
247.8	Jerry Azumah (UNH)	Sr.	11	2,726	1998
217.1	Stephan Lewis (UNH)	Jr.	11	2,388	2001
216.6	Marcel Shipp (UMass)	So.	14	3,032	1998
215.3	Eddie Conti (UD)	Sr.	11	2,368	1998
202.6	Stephan Lewis (UNH)	Sr.	11	2,229	2002
202.3	Jerry Azumah (UNH)	Jr.	11	2,225	1997
192.8	Barry Bourassa (UNH)	Sr.	12	2,313	1991

Senior Record: 256.6 Brian Westbrook (VU), 2001
Junior Record: 272.0 Brian Westbrook (VU), 2000
Sophomore Record: 275.1 Brian Westbrook (VU), 1998
Freshman Record: 162.0 *Jonathan Grimes (WM), 2008*

All-Purpose Yardage - Career

Yards	Name	School	Years
9,512	Brian Westbrook	Villanova	1997-2001
8,367	Jerry Azumah	New Hampshire	1995-1998
7,759	Marcel Shipp	Massachusetts	1997-2000
6,410	Stephan Lewis	New Hampshire	1999-2002
6,248	Barry Bourassa	New Hampshire	1989-1992
6,098	Steve Baylark	Massachusetts	2003-2006
6,096	Eddie Conti	Delaware	1994-1998
5,620	Omar Cuff	Delaware	2004-2007
5,445	Jonathan Grimes	William and Mary	2008-2010
5,380	Cy Butler	Rhode Island	1993-1996

Total Offense - Career

Yards	Name	School	Years
14,621	Ricky Santos	New Hampshire	2004-2007
11,415	Sean Schaefer	Towson	2005-2008
10,948	Dave Corley, Jr.	William and Mary	1999-2002
10,871	Liam Coen	Massachusetts	2005-2008
10,375	Eric Ward	Richmond	2006-2009
9,993	Chris Boden	Villanova	1996-1999
9,317	Brett Gordon	Villanova	1999-2003
9,269	Matt DeGennaro	Connecticut	1987-1990
9,051	Bill Vergantino	Delaware	1989-1992
8,839	Shane Stafford	Connecticut	1995-1998

Annual Interception Leaders

Year	Name	Team	Int
1980	Darrell Wilson	Connecticut	8
1981	Dwayne Lopes	Maine	6
1982	Matt Latham	Connecticut	6
	John McGrath	Maine	6
	Grady Fuller	Maine	6
1983	Tony Hill	Rhode Island	9
1984	Tony Hill	Rhode Island	5
	Tim Teevens	New Hampshire	5
1985	Mike Cassidy	Rhode Island	11
1986	Eric Thompson	New Hampshire	10
1987	Tim Byrne	New Hampshire	5
	Ken Lucas	Delaware	5
	Mark Seals	Boston University	5
1988	Kevin Smith	Rhode Island	9
1989	Ryan Jones	New Hampshire	7
1990	Claude Pettaway	Maine	11
1991	Warren McIntire	Delaware	9
1992	Mark Chapman	Connecticut	8
1993	Chris Helon	Boston University	12
1994	Mark Hopkins	Northeastern	7
	Darren Sharper	William and Mary	7
1995	Darren Sharper	William and Mary	7
1996	Darren Sharper	William and Mary	10
1997	Tony Booth	James Madison	8
	Derek Carter	Maine	8
1998	Ron Iannotti	Rhode Island	7
1999	Dan Mulhern	Delaware	7
	Lance Small	Rhode Island	7
2000	T. J. Hill	Northeastern	8
2001	Art Smith	Northeastern	7
	Chuck Wesley	Rhode Island	7
2002	Billy Parker	William and Mary	5
	Ramon Richeson	Richmond	5
2003	Steve Costello	Massachusetts	6
2004	Shannon James	Massachusetts	8
2005	Etienne Boulay	New Hampshire	5
	Daren Stone	Maine	5
2006	Raji El-Amin	Rhode Island	4
	Andrew Harris	Richmond	4
	Drew Mack	Towson	4
	Raquan Pride	Rhode Island	4
2007	Stanley Gutierrez	Hofstra	4
2008	Justin Rogers	Richmond	7
2009	B.W. Webb	William and Mary	8
2010	Anthony Walters	Delaware	7

Active Players in italics

All-Time All-Purpose/Special Teams Records

ALL-PURPOSE YARDS RECORDS

Total Offense - Season

4,372.....Tom Ehrhardt (URI), 1985 (13 Games)

Total Offense - Game

566.....Tom Ehrhardt (URI) vs. Connecticut, 11/16/85

Most Plays - Game

80.....Tom Ehrhardt (URI) vs. Furman, 12/7/85

Most Plays - Season

685.....Tom Ehrhardt (URI), 1985 (13 Games)

Most Plays - Career

2,140.....Ricky Santos (UNH), 2004-07

TEAM RECORDS

Most Plays - Game

113.....Villanova vs. Connecticut, 10/7/89

Most Plays - Season

1,195.....Massachusetts, 1998 (15 Games)

Most Total Yards - Game

745.....Northeastern vs. Stonehill, 8/30/03

Most Total Yards - Season

7,074.....Massachusetts, 1998 (15 Games)

Highest Average Total Offense - Season

493.9.....New Hampshire, 2005 (13 Games)

Most First Downs - Game

37.....Connecticut vs. Yale, 9/26/98

Most First Downs - Season

367.....Delaware, 2007 (15 games)

PUNTING RECORDS

Most Punts - Game

13.....Three times
Last by Rocco Navarro (UM) vs. Nebraska, 9/3/05

Most Punts - Season

87.....Steve Wood (UM), 1978

Most Punts - Career

288.....Andrew Maclay (UMass), 1995-98

Most Punting Yards - Game

526.....Christian Koegel (UMass) vs. Boston College, 10/2/04

Most Punting Yards - Season

3,239.....Brad Costello (BU), 1997

Most Punting Yards - Career

11,278.....Andrew Maclay (UMass), 1995-98

Highest Punting Average - Season

45.2.....Brett Arnold (UMass), 2008

Highest Punting Average - Career

42.3.....Brad Costello (BU), 1995-97

Longest Punt - Game

93.....Tyler Grogan (NU) vs. Villanova, 9/8/01

TEAM PUNTING RECORDS

Most Punts - Game

13.....Three times, Last by Maine vs. Nebraska, 9/3/05

Most Punts - Season

87.....Maine, 1978

Most Yards Punting - Game

518.....Maine vs. Nebraska, 9/29/01

Most Yards Punting - Season

3,239.....Boston University, 1997

Highest Punting Average - Season

44.4.....Boston University, 1997

PUNT RETURN RECORDS

Most Punt Returns - Game

9.....Paul Keaney (UM) vs. Youngstown St., 9/8/01

Most Punt Returns - Season

48.....Stan Harrison (UNH), 1986

Most Punt Returns - Career

108.....Winston October (UR), 1995-98

Most Punt Return Yards - Game

157.....Ron Harris (UM) vs. Colgate, 11/2/74

Most Punt Return Yards - Season

541.....Winston October (UR), 1998 (12 Games)

Most Punt Return Yards - Career

1,488.....Delvin Joyce (JMU), 1997-00

Most Punt Return Touchdowns - Game

2.....Matt Latham (UC) vs. Yale, 9/24/83

Most Punt Return Touchdowns - Season

3.....Twice
Last by Scotty McGee (JMU), 2008

Longest Punt Return - Game

93.....Ron Harris (UMass) vs. UNH, 11/16/74

Most Punt Return Touchdowns - Career

3.....Many
Last by Scotty McGee (JMU), 2006-08

TEAM PUNT RETURN RECORDS

Most Punt Returns - Game

11.....Many
Last By Connecticut vs. Maine, 10/16/71

Most Punt Returns - Season

63.....William and Mary, 1996 (13 Games)

Most Punt Return Yards - Game

165.....Massachusetts vs. Colgate, 11/2/74

Most Punt Return Yards - Season

625.....William and Mary, 1996 (13 Games)

Most Punt Return Touchdowns - Game

2.....Connecticut vs. Yale, 9/24/83

Most Punt Return Touchdowns - Season

4.....James Madison, 2008 (14 Games)

KICKOFF RETURN RECORDS

Most Kick Return Yards - Game

269.....Brian Westbrook (VU) vs. Delaware, 11/18/00

Most Kick Return Yards - Season

1,048.....Brian Westbrook (VU), 2000 (11 games)

Most Kick Return Yards - Career

2,561.....Justin Rogers (UR), 2007-10

Most Kick Returns - Game

9.....Three times
Last by Brandon Johnson-Farrell (URI)
vs. New Hampshire, 9/13/08

Most Kick Returns - Season

42.....Brandon Johnson-Farrell (URI), 2008 (12 Games)

Most Kick Returns - Career

112.....Justin Rogers (UR), 2007-10

Most Kick Return Touchdowns - Game

1.....Record is held by many

Longest Kick Return - Game

100.....Several times
Last by Scotty McGee (JMU) vs. Towson, 11/17/07

TEAM KICK RETURN RECORDS

Most Kickoff Returns - Game

10.....Three times
Last by Rhode Island vs. New Hampshire, 11/7/09

Most Kick Returns - Season

71.....Massachusetts, 1998 (15 Games)

Most Kick Return Yards - Season

1,428.....New Hampshire, 2007 (12 Games)

5 NATIONAL CHAMPIONS

9 NATIONAL CHAMPIONSHIP GAME APPEARANCES

18 NATIONAL SEMIFINALISTS

18 NATIONAL AWARD WINNERS

Active Players in italics

1978 First Round	MASSACHUSETTS 44, at Nevada-Reno 21
1978 Final	Florida A&M 35, MASSACHUSETTS 28
1981 First Round	at Idaho State 51, RHODE ISLAND 0
1982 First Round	at Colgate 21, BOSTON UNIV. 7
1983 First Round	BOSTON UNIV. 24, at Eastern Kentucky 20
1983 Quarterfinals	at Furman 35, BOSTON UNIV. 16
1984 First Round	at Richmond 35, BOSTON UNIV. 33
1984 Quarterfinals	at RHODE ISLAND 23, Richmond 17
1984 Semifinals	at Montana State 32, RHODE ISLAND 20
1985 First Round	at RHODE ISLAND 35, Akron 27
1985 Quarterfinals	at Furman 59, RHODE ISLAND 15
1986 First Round	DELAWARE 51, at William and Mary 17
1986 Quarterfinals	Arkansas State 55, at DELAWARE 14
1987 First Round	at Appalachian State 20, RICHMOND 3
1987 First Round	at Georgia Southern 31, MAINE 28 (OT)
1988 First Round	at Furman 21, DELAWARE 7
1988 First Round	at Eastern Kentucky 28, MASSACHUSETTS 17
1989 First Round	at SMS 38, MAINE 35
1989 First Round	at Georgia Southern 52, VILLANOVA 36
1990 First Round	at William and Mary 38, MASSACHUSETTS 0
1991 First Round	Samford 29, at NEW HAMPSHIRE 13
1991 First Round	at Youngstown State 17, VILLANOVA 16
1991 First Round	James Madison 42, at DELAWARE 35 (2OT)
1992 First Round	at Youngstown State 23, VILLANOVA 20
1992 First Round	at DELAWARE 56, Samford 21
1992 Quarterfinals	DELAWARE 41, at Northeast Louisiana 18
1992 Semifinals	at Marshall 28, DELAWARE 7
1993 First Round	at BOSTON UNIV. 27, Northern Iowa 21 (2OT)
1993 First Round	DELAWARE 49, at Montana 48
1993 First Round	at McNeese State 34, WILLIAM AND MARY 28
1993 Quarterfinals	at Idaho 21, BOSTON UNIV. 14
1993 Quarterfinals	at Marshall 34, DELAWARE 31
1994 First Round	at Eastern Kentucky 30, BOSTON UNIV. 23
1994 First Round	Appalachian State 17, at NEW HAMPSHIRE 10 (OT)
1994 First Round	at JAMES MADISON 45, Troy State 26
1994 Quarterfinals	at Marshall 28, JAMES MADISON 21 (OT)
1995 First Round	at DELAWARE 38, Hofstra 17
1995 First Round	at Appalachian State 31, JAMES MADISON 24
1995 Quarterfinals	at McNeese State 52, DELAWARE 18
1996 First Round	at WILLIAM AND MARY 45, Jackson State 6
1996 First Round	at Marshall 59, DELAWARE 14
1996 First Round	at East Tennessee State 35, VILLANOVA 29
1996 Quarterfinals	at Northern Iowa 38, WILLIAM AND MARY 35
1997 First Round	at VILLANOVA 49, Colgate 28
1997 First Round	at DELAWARE 24, Hofstra 14
1997 Quarterfinals	at DELAWARE 16, Georgia Southern 7
1997 Quarterfinals	Youngstown State 37, at VILLANOVA 34
1997 Semifinals	McNeese State 23, at DELAWARE 21
1998 First Round	Lehigh 24, at RICHMOND 23
1998 First Round	at CONNECTICUT 42, Hampton 34
1998 First Round	MASSACHUSETTS 21, at McNeese State 19
1998 Quarterfinals	at Georgia Southern 52, CONNECTICUT 30
1998 Quarterfinals	at MASSACHUSETTS 27, Lehigh 21
1998 Semifinals	MASSACHUSETTS 41, at Northwestern State 31
1998 Final	MASSACHUSETTS 55, Georgia Southern 43
1999 First Round	MASSACHUSETTS 30, at Furman 23 (OT)
1999 First Round	at Troy State 27, JAMES MADISON 7
1999 Quarterfinals	at Georgia Southern 38, MASSACHUSETTS 21
2000 First Round	at DELAWARE 49, Portland State 14
2000 First Round	at RICHMOND 10, Youngstown State 3
2000 Quarterfinals	at DELAWARE 47, Lehigh 22
2000 Quarterfinals	at Montana 34, RICHMOND 20
2000 Semifinals	Georgia Southern 27, at DELAWARE 18
2001 First Round	MAINE 14, at McNeese State 10
2001 First Round	at Lehigh 27, HOFSTRA 24 (OT)
2001 First Round	at Appalachian State 40, WILLIAM AND MARY 27
2001 Quarterfinals	at Northern Iowa 56, MAINE 28
2002 First Round	MAINE 14, at Appalachian State 13
2002 First Round	at VILLANOVA 45, Furman 38

CAA Football In The Playoffs

2002 First Round	Fordham 29, at NORTHEASTERN 24
2002 Quarterfinals	at VILLANOVA 24, Fordham 10
2002 Quarterfinals	at Georgia Southern 31, MAINE 7
2002 Semifinals	at McNeese State 39, VILLANOVA 28
2003 First Round	at DELAWARE 48, Southern Illinois 7
2003 First Round	at Colgate 19, MASSACHUSETTS 7
2003 Quarterfinals	at DELAWARE 37, Northern Iowa 7
2003 Semifinals	at DELAWARE 24, Wofford 9
2003 Final	DELAWARE 40, Colgate 0
2004 First Round	at DELAWARE 28, Lafayette 14
2004 First Round	JAMES MADISON 14, at Lehigh 13
2004 First Round	NEW HAMPSHIRE 27, at Georgia Southern 23
2004 First Round	at WILLIAM AND MARY 42, Hampton 35
2004 Quarterfinals	at WILLIAM AND MARY 44, DELAWARE 38 (2OT)
2004 Quarterfinals	JAMES MADISON 14, at Furman 13
2004 Quarterfinals	at Montana 47, NEW HAMPSHIRE 17
2004 Semifinals	JAMES MADISON 48, at WILLIAM AND MARY 34
2004 Final	JAMES MADISON 31, Montana 21
2005 First Round	at NEW HAMPSHIRE 55, Colgate 21
2005 First Round	RICHMOND 38, at Hampton 10
2005 Quarterfinals	Northern Iowa 24, at NEW HAMPSHIRE 21
2005 Quarterfinals	Furman 24, at RICHMOND 20
2006 First Round	at MASSACHUSETTS 35, Lafayette 14
2006 First Round	NEW HAMPSHIRE 41, at Hampton 38
2006 First Round	at Youngstown State 35, JAMES MADISON 31
2006 Quarterfinals	at MASSACHUSETTS 24, NEW HAMPSHIRE 17
2006 Semifinals	MASSACHUSETTS 19, at Montana 17
2006 Final	Appalachian State 28, MASSACHUSETTS 17
2007 First Round	at DELAWARE 44, Delaware State 7
2007 First Round	at Appalachian State 28, JAMES MADISON 27
2007 First Round	at MASSACHUSETTS 49, Fordham 35
2007 First Round	at Northern Iowa 38, NEW HAMPSHIRE 35
2007 First Round	at RICHMOND 33, Eastern Kentucky 14
2007 Quarterfinals	DELAWARE 39, at Northern Iowa 27

2007 Quarterfinals	at Southern Illinois 34, MASSACHUSETTS 27
2007 Quarterfinals	RICHMOND 21, at Wofford 10
2007 Semifinals	at Appalachian State 55, RICHMOND 35
2007 Semifinals	DELAWARE 20, at Southern Illinois 17
2007 Final	Appalachian State 49, DELAWARE 21
2008 First Round	at RICHMOND 38, Eastern Kentucky 10
2008 First Round	at VILLANOVA 55, Colgate 28
2008 First Round	NEW HAMPSHIRE 29, at Southern Illinois 20
2008 First Round	at JAMES MADISON 38, Wofford 35
2008 First Round	at Northern Iowa 40, MAINE 15
2008 Quarterfinals	at JAMES MADISON 31, VILLANOVA 27
2008 Quarterfinals	RICHMOND 33, at Appalachian State 13
2008 Quarterfinals	at Northern Iowa 36, NEW HAMPSHIRE 34
2008 Semifinals	Montana 35, at JAMES MADISON 27
2008 Semifinals	RICHMOND 21, at Northern Iowa 20
2008 Final	RICHMOND 24, Montana 7
2009 First Round	at VILLANOVA 38, Holy Cross 28
2009 First Round	at RICHMOND 16, Elon 13
2009 First Round	at WILLIAM AND MARY 38, Weber State 0
2009 First Round	NEW HAMPSHIRE 49, at McNeese State 13
2009 Quarterfinals	WILLIAM AND MARY 24, at Southern Illinois 3
2009 Quarterfinals	at VILLANOVA 46, NEW HAMPSHIRE 7
2009 Quarterfinals	Appalachian State 35, at RICHMOND 31
2009 Semifinals	at VILLANOVA 14, WILLIAM AND MARY 13
2009 Final	VILLANOVA 23, Montana 21
2010 Second Round	at DELAWARE 42, Lehigh 20
2010 Second Round	NEW HAMPSHIRE 45, at Bethune-Cookman 20
2010 Second Round	Georgia Southern 31, at WILLIAM AND MARY 15
2010 Second Round	VILLANOVA 54, at Stephen F. Austin 24
2010 Quarterfinals	at DELAWARE 16, NEW HAMPSHIRE 3
2010 Quarterfinals	VILLANOVA 42, at Appalachian State 24
2010 Semifinals	at Eastern Washington 41, VILLANOVA 31
2010 Semifinals	at DELAWARE 27, Georgia Southern 10
2011 Final	Eastern Washington 20, DELAWARE 19

FCS Championship Results

Year	Result (winning conference)	Site
1978	Florida A&M 35, MASSACHUSETTS 20 (Independent).....	Wichita Falls, Texas
1979	E. Kentucky 30, Lehigh 7 (OVC)	Orlando, Fla.
1980	Boise State 31, E. Kentucky 29 (Big Sky)	Sacramento, Calif.
1981	Idaho State 34, E. Kentucky 23 (Big Sky).....	Wichita Falls, Texas
1982	E. Kentucky 17, Delaware 14 (OVC)	Wichita Falls, Texas
1983	S. Illinois 43, Western Carolina 17 (Gateway)	Charleston, S.C.
1984	Montana State 19, Louisiana Tech 6 (Big Sky)	Charleston, S.C.
1985	Georgia Southern 44, Furman 42 (Independent)	Tacoma, Wash.
1986	Georgia Southern 48, Arkansas State 21 (Independent)	Tacoma, Wash.
1987	Northeast Louisiana 43, Marshall 42 (Southland)	Pocatello, Idaho
1988	Furman 17, Georgia Southern 12 (Southern)	Pocatello, Idaho
1989	Georgia Southern 37, Stephen F. Austin 34 (Independent)	Statesboro, Ga.
1990	Georgia Southern 36, Nevada-Reno 13 (Independent)	Statesboro, Ga.
1991	Youngstown State 25, Marshall 17 (Independent)	Statesboro, Ga.
1992	Marshall 31, Youngstown State 28 (Southern)	Huntington, W.V.
1993	Youngstown State 17, Marshall 5 (Independent)	Huntington, W.V.
1994	Youngstown State 28, Boise State 14 (Independent)	Huntington, W.V.
1995	Montana 22, Marshall 20 (Big Sky)	Huntington, W.V.
1996	Marshall 49, Montana 29 (Southern)	Huntington, W.V.
1997	Youngstown State 10, McNeese State 9 (Gateway)	Chattanooga, Tenn.
1998	MASSACHUSETTS 55, Georgia Southern 43 (Atlantic 10).....	Chattanooga, Tenn.
1999	Georgia Southern 59, Youngstown State 24 (Southern)	Chattanooga, Tenn.
2000	Georgia Southern 27, Montana 25 (Southern)	Chattanooga, Tenn.
2001	Montana 13, Furman 0 (Big Sky).....	Chattanooga, Tenn.
2002	W. Kentucky 34, McNeese State 14 (Gateway)	Chattanooga, Tenn.
2003	DELAWARE 40, Colgate 0 (Atlantic 10)	Chattanooga, Tenn.
2004	JAMES MADISON 31, Montana 21 (Atlantic 10)	Chattanooga, Tenn.
2005	Appalachian State 21, Northern Iowa 16 (Southern)	Chattanooga, Tenn.
2006	Appalachian State 28, MASSACHUSETTS 17 (Southern)	Chattanooga, Tenn.
2007	Appalachian State 49, DELAWARE 21 (Southern)	Chattanooga, Tenn.
2008	RICHMOND 24, Montana 7 (CAA Football)	Chattanooga, Tenn.
2009	VILLANOVA 23, Montana 21 (CAA Football)	Chattanooga, Tenn.
2010-11	Eastern Washington 20, DELAWARE 19 (Big Sky)	Frisco, Texas

CAA Football In The Playoffs

CAA Football Postseason Records By Round

(includes Yankee and Atlantic 10 members since 1978)

CAA Football Teams in Playoffs	Non-Conference	Overall
First Round.....	40-30 (.571).....	40-30 (.571)
Second Round (since 2010).....	3-1 (.750).....	3-1 (.750)
Quarterfinals.....	13-20 (.375).....	18-25 (.400)
Semifinals.....	6-8 (.429).....	8-10 (.444)
Championship Game.....	5-4 (.556).....	5-4 (.556)
All Rounds.....	67-63 (.515).....	74-70 (.514)

Team-By-Team Records In The NCAA Playoffs

(current members; during conference membership; versus all opponents)

CAA Football Team	Home	Road	Neutral	Overall
Delaware.....	14-4 (.778).....	5-6 (.455).....	1-2 (.333).....	20-12 (.625)
James Madison.....	3-1 (.750).....	3-5 (.375).....	1-0 (1.000).....	7-6 (.538)
Maine.....	0-0 (.000).....	2-5 (.286).....	0-0 (.000).....	2-5 (.286)
Massachusetts.....	4-0 (1.000).....	5-5 (.500).....	1-2 (.333).....	10-7 (.588)
New Hampshire.....	1-3 (.250).....	5-6 (.455).....	0-0 (.000).....	6-9 (.400)
Rhode Island.....	2-0 (1.000).....	0-3 (.000).....	0-0 (.000).....	2-3 (.667)
Richmond.....	4-3 (.571).....	4-3 (.571).....	1-0 (1.000).....	9-6 (.600)
Towson.....	0-0 (.000).....	0-0 (.000).....	0-0 (.000).....	0-0 (.000)
Villanova.....	7-1 (.875).....	2-7 (.222).....	1-0 (1.000).....	10-8 (.556)
William and Mary.....	4-2 (.667).....	1-4 (.200).....	0-0 (.000).....	5-6 (.455)
CAA Football Overall.....	39-14 (.736).....	27-44 (.380).....	5-4 (.556).....	71-62 (.534)

CAA Football vs. The NCAA Playoff Field

(includes Yankee and Atlantic 10 members' opponents since 1978)

*Does not reflect the UD-WM (2004), JMU-WM (2004), UNH-UMass (2006), VU-JMU (2008), UNH-JMU (2009), WM-VU (2009) and UNH-UD (2010) contests as they were each Conference members at time of game.

Appalachian State.....	3-9	Lafayette.....	2-0
Arkansas State.....	0-1	Lehigh.....	4-2
Akron.....	1-0	Marshall.....	0-4
Bethune-Cookman.....	1-0	McNeese State.....	3-4
Colgate.....	4-2	Montana.....	5-3
Delaware State.....	1-0	Montana State.....	0-1
E. Tenn. State.....	0-1	Nevada-Reno.....	1-0
Eastern Kentucky.....	3-2	Louisiana-Monroe.....	1-0
Eastern Washington.....	0-2	Northern Iowa.....	4-6
Elon.....	1-0	Northwestern State.....	1-0
Florida A&M.....	0-1	Portland State.....	1-0
Fordham.....	2-1	Richmond.....	1-1
Furman.....	3-4	Samford.....	1-1
Georgia Southern.....	4-7	Southern Illinois.....	4-1
Hampton.....	2-0	Stephen F. Austin.....	1-0
Hofstra.....	4-0	Missouri State.....	0-1
Holy Cross.....	1-0	Troy State.....	1-1
Idaho.....	0-1	Wofford.....	3-0
Idaho State.....	0-1	Youngstown State.....	1-4
Jackson State.....	1-0	Weber State.....	1-0
James Madison.....	0-1	William and Mary.....	1-1

FCS Conferences In The NCAA Playoffs

Conference (First Year)	Overall
Southern (1982).....	94-55 (.631)
Independent.....	3-2 (.600)
Big Sky (1979).....	67-56 (.545)
Missouri Valley [Gateway] (1985).....	51-47 (.520)
CAA Football [Atlantic 10, Yankee] (1978).....	74-70 (.514)
Southland (1982).....	41-47 (.466)
Ohio Valley (1979).....	24-45 (.348)
Patriot (1997).....	8-16 (.333)
Great West (2004).....	1-2 (.333)
Mid-Eastern Athletic (1981).....	6-24 (.200)
Southwestern Athletic (1978).....	0-19 (.000)
Big South (2006).....	0-2 (.000)
Northeast (2010).....	0-1 (.000)

CAA Football Multiple-Berth NCAA Postseasons

(includes Yankee and Atlantic 10 members since 1978)

Year	Five Teams (2)	Four Teams (3)	Three Teams (8)	Two Teams (11)
1998	Connecticut, Massachusetts, Richmond			
2001	Hofstra, Maine, William and Mary			
2002	Maine, Northeastern, Villanova			
2006	James Madison, Massachusetts, New Hampshire			
2007	Delaware, James Madison, Massachusetts, New Hampshire, Richmond			
2008	James Madison, Maine, New Hampshire, Richmond, Villanova			
2004	Delaware, James Madison, New Hampshire, William and Mary			
2009	New Hampshire, Richmond, Villanova, William and Mary			
2010	Delaware, New Hampshire, Villanova, William and Mary			
1991	Delaware, New Hampshire, Villanova			
1993	Boston University, Delaware, William and Mary			
1994	Boston University, James Madison, New Hampshire			
1996	Delaware, Villanova, William and Mary			
1984	Boston University, Rhode Island			
1987	Maine, Richmond			
1988	Delaware, Massachusetts			
1989	Maine, Villanova			
1992	Delaware, Villanova			
1995	Delaware, James Madison			
1997	Delaware, Villanova			
1999	James Madison, Massachusetts			
2000	Delaware, Richmond			
2003	Delaware, Massachusetts			
2005	New Hampshire, Richmond			

CAA Football In The NCAA Playoffs

(includes Yankee and Atlantic 10 members since 1978)

Overall NCAA Postseason Berths from CAA Football.....	75 (13 total schools)
Longest consecutive streak of NCAA Postseason Berths from CAA Football.....	31-straight seasons (1981-2010)
Multiple-NCAA Postseason berths from CAA Football.....	24 seasons
Longest consecutive streak of Multiple-NCAA Postseason Berths from CAA Football.....	20-straight seasons (1991-2010)

NCAA Division I National Championship Game

Frisco, Texas, which has been home to the Southland Conference office since 2006, is the host city for the 2011, 2012 and 2013 NCAA Division I Football Championship games. The 23,500-seat multi-purpose stadium Pizza Hut Park will be the host site for the championship game in Frisco.

The local organizing committee consists of the City of Frisco, its Economic Development Corporation and Convention & Visitors Bureau, Hunt Sports Group/Pizza Hut Park, the Frisco Chamber of Commerce and the Southland Conference.

Frisco emerged from a pool of several cities that submitted bids to serve as the host site for the championship games, beginning with the 2010 season. The 2011 championship game was the culmination of a newly expanded 20-team championship bracket.

The Football Championship Subdivision includes the conferences and institutions that compete in the NCAA Division I Football Championship, in addition to two conferences who choose not to participate in the football championship, the Ivy League and the Southwestern Athletic Conference. The FCS embodies a tradition of excellence through high level competition, student-athlete character and sportsmanship throughout the regular season and the championship experience.

The decision to award the championship site to Frisco, Texas, was recommended by the Division I Football Championship Committee and approved by the Administrative Committee of the Division I Championships/Sports Management Cabinet.



5 NATIONAL CHAMPIONS
9 NATIONAL CHAMPIONSHIP GAME APPEARANCES
18 NATIONAL SEMIFINALISTS
18 NATIONAL AWARD WINNERS

CAA Football Postseason History

18 NATIONAL AWARD WINNERS

18 NATIONAL SEMIFINALISTS

9 NATIONAL CHAMPIONSHIP GAME APPEARANCES

5 NATIONAL CHAMPIONS

Year	Game/Bowl	Delaware Opponent	Result
1946	Cigar Bowl	Rollins (FL)	W/21-7
1954	Refrigerator Bowl	Kent State	W/19-7
1968	Boardwalk Bowl	Indiana (PA)	W/31-24
1969	Boardwalk Bowl	N.C. Central	W/31-13
1970	Boardwalk Bowl	Morgan State	W/38-23
1971	Boardwalk Bowl	C.W. Post	W/72-22
1973	NCAA II Quarterfinals	Grambling	L/17-8
1974	NCAA II Quarterfinals	Youngstown State	W/35-14
	NCAA II Semifinals	UNLV	W/49-11
	NCAA II Final	Central Michigan	L/54-14
1976	NCAA II Quarterfinals	Northern Michigan	L/28-17
1978	NCAA II Quarterfinals	Jacksonville State	W/42-27
	NCAA II Semifinals	Winston-Salem State	W/41-0
	NCAA II Final	Eastern Illinois	L/10-9
1979	NCAA II Quarterfinals	Virginia Union	W/58-28
	NCAA II Semifinals	Mississippi College	W/60-10
	NCAA II Final	Youngstown State	W/38-21
1981	NCAA I-AA First Round	Eastern Kentucky	L/35-28
1982	NCAA I-AA Quarterfinals	Colgate	W/20-13
	NCAA I-AA Semifinals	Louisiana Tech	W/17-0
	NCAA I-AA Final	Eastern Kentucky	L/17-14
1986	NCAA I-AA First Round	William and Mary	W/51-17
	NCAA I-AA Quarterfinals	Arkansas State	L/55-14
1988	NCAA I-AA First Round	Furman	L/21-7
1991	NCAA I-AA First Round	James Madison (20T)	L/42-35
1992	NCAA I-AA First Round	Samford	W/56-21
	NCAA I-AA Quarterfinals	NE Louisiana	W/41-18
	NCAA I-AA Semifinals	Marshall	L/21-7
1993	NCAA I-AA First Round	Montana	W/49-48
	NCAA I-AA Quarterfinals	Marshall	L/34-31
1995	NCAA I-AA First Round	Hofstra	W/38-17
	NCAA I-AA Quarterfinals	McNeese State	L/52-18
1996	NCAA I-AA First Round	Marshall	L/59-14
1997	NCAA I-AA First Round	Hofstra	W/29-14
	NCAA I-AA Quarterfinals	Georgia Southern	W/16-7
	NCAA I-AA Semifinals	McNeese State	L/23-21
2000	NCAA I-AA First Round	Portland State	W/49-14
	NCAA I-AA Quarterfinals	Lehigh	W/47-22
	NCAA I-AA Semifinals	Georgia Southern	L/27-18
2003	NCAA I-AA First Round	Southern Illinois	W/48-7
	NCAA I-AA Quarterfinals	Northern Iowa	W/37-7
	NCAA I-AA Semifinals	Wofford	W/24-9
	NCAA I-AA Final	Colgate	W/40-0
2004	NCAA I-AA First Round	Lafayette	W/28-14
	NCAA I-AA Quarterfinals	William and Mary (20T)	L/44-38
2007	NCAA FCS First Round	Delaware State	W/44-7
	NCAA FCS Quarterfinals	Northern Iowa	W/39-27
	NCAA FCS Semifinals	Southern Illinois	W/20-17
	NCAA FCS Final	Appalachian State	L/49-21
2010	NCAA FCS Second Round	Lehigh	W/42-20
	NCAA FCS Quarterfinals	New Hampshire	W/16-3
	NCAA FCS Semifinals	Georgia Southern	W/27-10
	NCAA FCS Final	Eastern Washington	L/20-19

Year	Game/Bowl	James Madison Opponent	Result
1987	NCAA I-AA First Round	Marshall	L/41-12
1991	NCAA I-AA First Round	Delaware (20T)	W/42-35
	NCAA I-AA Quarterfinals	Samford	L/24-21
1994	NCAA I-AA First Round	Troy State	W/45-26
	NCAA I-AA Quarterfinals	Marshall (OT)	L/28-21
1995	NCAA I-AA First Round	Appalachian State	L/31-24
1999	NCAA I-AA First Round	Troy State	L/27-7
2004	NCAA I-AA First Round	Lehigh	W/14-13
	NCAA I-AA Quarterfinals	Furman	W/14-13
	NCAA I-AA Semifinals	William and Mary	W/48-34
	NCAA I-AA Final	Montana	W/31-21
2006	NCAA FCS First Round	Youngstown State	L/35-31
2007	NCAA FCS First Round	Appalachian State	L/28-27
2008	NCAA FCS First Round	Wofford	W/38-35
	NCAA FCS Quarterfinals	Villanova	W/31-27
	NCAA FCS Semifinals	Montana	L/35-27

Maine

Year	Game/Bowl	Maine Opponent	Result
1965	Tangerine Bowl	East Carolina	L/31-0
1987	NCAA I-AA First Round	Georgia Southern (OT)	L/31-28
1989	NCAA I-AA First Round	SMS	L/38-35
2001	NCAA I-AA First Round	McNeese State	W/14-10
	NCAA I-AA Quarterfinals	Northern Iowa	L/56-28
2002	NCAA I-AA First Round	Appalachian State	W/14-13
	NCAA I-AA Quarterfinals	Georgia Southern	L/31-7
2008	NCAA FCS First Round	Northern Iowa	L/40-15

Massachusetts

Year	Game/Bowl	Massachusetts Opponent	Result
1964	Tangerine Bowl	East Carolina	L/14-13
1972	Boardwalk Bowl	UC Davis	W/35-14
1977	NCAA II Quarterfinals	Lehigh	L/30-23
1978	NCAA I-AA Semifinals	Nevada-Reno	W/44-21
	NCAA I-AA Final	Florida A&M	L/35-28
1988	NCAA I-AA First Round	Eastern Kentucky	L/28-17
1990	NCAA I-AA First Round	William and Mary	L/38-0
1998	NCAA I-AA First Round	McNeese State	W/21-19
	NCAA I-AA Quarterfinals	Lehigh	W/27-21
	NCAA I-AA Semifinals	Northwestern State	W/41-31
	NCAA I-AA Final	Georgia Southern	W/55-43
1999	NCAA I-AA First Round	Furman (OT)	W/30-23
	NCAA I-AA Quarterfinals	Georgia Southern	L/38-21
2003	NCAA I-AA First Round	Colgate	L/19-7
2006	NCAA FCS First Round	Lafayette	W/35-14
	NCAA FCS Quarterfinals	New Hampshire	W/24-17
	NCAA FCS Semifinals	Montana	W/19-17
	NCAA FCS Final	Appalachian State	L/28-17
2007	NCAA FCS First Round	Fordham	W/49-35
	NCAA FCS Quarterfinals	Southern Illinois	L/34-27

CAA Football Postseason History

New Hampshire

Year	Game/Bowl	Opponent	Result
1947	Glass Bowl	Toledo	L/20-14
1975	NCAA II Quarterfinals	Lehigh	W/35-21
	NCAA II Semifinals	Western Kentucky	L/14-3
1976	NCAA II Quarterfinals	Montana State	L/17-16
1991	NCAA I-AA First Round	Samford	L/29-13
1994	NCAA I-AA First Round	Appalachian State (OT)	L/17-10
2004	NCAA I-AA First Round	Georgia Southern	W/27-23
	NCAA I-AA Quarterfinals	Montana	L/47-17
2005	NCAA I-AA First Round	Colgate	W/55-21
	NCAA I-AA Quarterfinals	Northern Iowa	L/24-21
2006	NCAA FCS First Round	Hampton	W/41-38
	NCAA FCS Quarterfinals	Massachusetts	L/24-17
2007	NCAA FCS First Round	Northern Iowa	L/38-35
2008	NCAA FCS First Round	Southern Illinois	W/29-20
	NCAA FCS Quarterfinals	Northern Iowa	L/36-34
2009	NCAA FCS First Round	McNeese State	W/49-13
	NCAA FCS Quarterfinals	Villanova	L/46-7
2010	NCAA FCS Second Round	Bethune-Cookman	W/45-20
	NCAA FCS Quarterfinals	Delaware	L/16-3

Rhode Island

Year	Game/Bowl	Opponent	Result
1955	Refrigerator Bowl	Jacksonville State	L/12-10
1981	NCAA I-AA Quarterfinals	Idaho State	L/51-0
1984	NCAA I-AA Quarterfinals	Richmond	W/23-17
	NCAA I-AA Semifinals	Montana State	L/32-20
1985	NCAA I-AA First Round	Akron	W/35-27
	NCAA I-AA Quarterfinals	Furman	L/29-15

Richmond

Year	Game/Bowl	Opponent	Result
1968	Tangerine Bowl	Ohio University	W/49-42
1971	Tangerine Bowl	Toledo	L/28-3
1984	NCAA I-AA First Round	Boston University	W/35-33
	NCAA I-AA Quarterfinals	Rhode Island	L/23-17
1987	NCAA I-AA First Round	Appalachian State	L/20-3
1998	NCAA I-AA First Round	Lehigh	L/24-23
2000	NCAA I-AA First Round	Youngstown State	W/10-3
	NCAA I-AA Quarterfinals	Montana	L/34-20
2005	NCAA I-AA First Round	Hampton	W/38-10
	NCAA I-AA Quarterfinals	Furman	L/24-20
2007	NCAA FCS First Round	Eastern Kentucky	W/33-14
	NCAA FCS Quarterfinals	Wofford	W/21-10
	NCAA FCS Semifinals	Appalachian State	L/55-35
2008	NCAA FCS First Round	Eastern Kentucky	W/38-10
	NCAA FCS Quarterfinals	Appalachian State	W/33-13
	NCAA FCS Semifinals	Northern Iowa	W/21-20
	NCAA FCS Final	Montana	W/24-7
2009	NCAA FCS First Round	Elon	W/16-13
	NCAA FCS Quarterfinals	Appalachian State	L/35-31

Towson

Year	Game/Bowl	Opponent	Result
1976	NCAA III Quarterfinals	C.W. Post	W/14-10
	NCAA III Semifinals	St. Lawrence	W/38-36
	NCAA III Final	St. John's (MN)	L/31-28
1983	NCAA II Quarterfinals	North Dakota State	L/24-17
1984	NCAA II Quarterfinals	Norfolk State	W/31-21
	NCAA II Semifinals	Troy State	L/45-3
1986	NCAA II Quarterfinals	Central State	L/31-0

Villanova

Year	Game/Bowl	Opponent	Result
1936	Bacardi Bowl	Auburn	T/7-7
1947	Great Lakes Bowl	Kentucky	L/24-14
1949	Harbor Bowl	Nevada	W/27-7
1961	Sun Bowl	Wichita	W/17-9
1962	Liberty Bowl	Oregon State	L/6-0
1989	NCAA I-AA First Round	Georgia Southern	L/52-36
1991	NCAA I-AA First Round	Youngstown State	L/17-16
1992	NCAA I-AA First Round	Youngstown State	L/23-20
1996	NCAA I-AA First Round	East Tennessee State	L/35-29
1997	NCAA I-AA First Round	Colgate	W/49-28
	NCAA I-AA Quarterfinals	Youngstown State	L/37-34
2002	NCAA I-AA First Round	Furman	W/45-38
	NCAA I-AA Quarterfinals	Fordham	W/24-10
	NCAA I-AA Semifinals	McNeese State	L/39-28
2008	NCAA FCS First Round	Colgate	W/55-28
	NCAA FCS Quarterfinals	James Madison	L/31-27
2009	NCAA FCS First Round	Holy Cross	W/38-28
	NCAA FCS Quarterfinals	New Hampshire	W/46-7
	NCAA FCS Semifinals	William and Mary	W/14-13
	NCAA FCS Final	Montana	W/23-21
2010	NCAA FCS Second Round	Stephen F. Austin	W/54-24
	NCAA FCS Quarterfinals	Appalachian State	W/42-24
	NCAA FCS Semifinals	Eastern Washington	L/41-31

William and Mary

Year	Game/Bowl	Opponent	Result
1947	Dixie Bowl	Arkansas	L/21-19
1948	Delta Bowl	Oklahoma A&M	W/20-0
1970	Tangerine Bowl	Toledo	L/40-12
1986	NCAA I-AA First Round	Delaware	L/51-17
1988	Ivy Bowl	Japan All-Stars	W/73-3
1989	NCAA I-AA First Round	Furman	L/24-10
1990	NCAA I-AA First Round	Massachusetts	W/38-0
	NCAA I-AA Quarterfinals	Central Florida	L/52-38
1992	Ivy Bowl	Nihon University	W/35-10
1993	NCAA I-AA First Round	McNeese State	L/34-28
1996	NCAA I-AA First Round	Jackson State	W/45-6
	NCAA I-AA Quarterfinals	Northern Iowa	L/38-35
2001	NCAA I-AA First Round	Appalachian State	L/40-27
2004	NCAA I-AA First Round	Hampton	W/42-35
	NCAA I-AA Quarterfinals	Delaware (20T)	W/44-38
	NCAA I-AA Semifinals	James Madison	L/48-34
2009	NCAA FCS First Round	Weber State	W/38-0
	NCAA FCS Quarterfinals	Southern Illinois	W/24-3
	NCAA FCS Semifinals	Villanova	L/14-13
2010	NCAA FCS Second Round	Georgia Southern	L/31-15

5 NATIONAL CHAMPIONS

9 NATIONAL CHAMPIONSHIP GAME APPEARANCES

18 NATIONAL SEMIFINALISTS

18 NATIONAL AWARD WINNERS

CAA Football All-Americans

The Sports Network, considered the most widely-referenced news service of FCS, has selected an All-America team since 1987. The American Football Coaches Association (AFCA) has selected an FCS All-America team every year since 1979. Below is a listing of CAA Football All-America honorees as selected by both entities.

2010
The Sports Network

First Team
OT..... Ben Ijalana, VU
DT..... Martin Parker, UR
LB..... Tyler Holmes, UMass

Second Team
TE..... Alex Gottlieb, WM
OT..... Keith Hill, Jr., WM
LB..... Matt Evans, UNH
LB..... Eric McBride, UR
CB..... Dino Vasso, UNH

Third Team
RB..... Andrew Pierce, UD
FB..... Kendall Gaskins, UR
CB..... Justin Rogers, UR
S..... Anthony Bratton, UD
P..... David Miller, WM

American Football Coaches Association

OL..... Ben Ijalana, VU
DL..... Martin Parker, UR
LB..... Tyler Holmes, UMass
LB..... Eric McBride, UR
DB..... Dino Vasso, UNH
P..... David Miller, WM

2009
The Sports Network

First Team
OG..... Matt McCracken, UR
OT..... Vladimir Ducasse, UMass
OT..... Ben Ijalana, VU
AP..... Matt Szczur, VU
DE..... Arthur Moats, JMU
DT..... Sean Lissimore, WM
SS..... Jeremy Miles, UMass

Second Team
TE..... Scott Sicko, UNH
DE..... Adrian Tracy, WM
DT..... Martin Parker, UR
LB..... Terence Thomas, VU
SS..... Terrence Klein, UNH
FS..... Charles Graves, UD
KR..... Scotty McGee, JMU

Third Team
OG..... Dorian Brooks, JMU
DE..... Tim Kukucka, VU
DT..... Sam Daniels, JMU
LB..... Luke Bonus, HOF
LB..... Rob Damon, URI
PK..... Armando Cuko, UMass

American Football Coaches Association

TE..... Scott Sicko, UNH
OL..... Matt McCracken, UR
DL..... Arthur Moats, JMU
DL..... Adrian Tracy, WM
DB..... Charles Graves, UD
DB..... Justin Rogers, UR
PK..... Armando Cuko, UMass

2008
The Sports Network

First Team
OG..... Matthew McCracken, UR
OC..... Scott Lemn, JMU
DE..... Jovan Belcher, UM
P..... Brett Arnold, UMass

Second Team
QB..... Rodney Landers, JMU
FB..... Jared Turcotte, UM
TE..... Scott Sicko, UNH
DE..... Lawrence Sidbury, UR
S..... Marcus Haywood, JMU

S..... Jeremy Miles, UMass
PR..... Scotty McGee, JMU

Third Team
RB..... Josh Vaughan, UR
DE..... Greg Miller, VU

Honorable Mention
FB..... John Crone, UR
FB..... Jhamal Fluellen, UM
WR..... Mike Boyle, UNH
OT..... Izzy Bauta, VU
OT..... Vladimir Ducasse, UMass
OT..... Ben Ijalana, VU
OT..... Michael Silva, UR
OG..... Dorian Brooks, JMU
OC..... Ryan Canary, UM
OC..... Kheon Hendricks, UD
PK..... Dave Stannard, JMU
KR..... Jonathan Grimes, WM
KR..... Scotty McGee, JMU
DE..... Sherman Logan, UR
DE..... Adrian Tracy, WM
LB..... Osayi Osunde, VU
CB..... Courtney Robinson, UMass
CB..... Justin Rogers, UR

American Football Coaches Association

DL..... Jovan Belcher, UM
DL..... Greg Miller, VU
AP..... Scotty McGee, JMU

2007
The Sports Network

First Team
RB..... Omar Cuff, UD
RB..... Tim Hightower, UR
LB..... Brian Bradford, TU
S..... Tony LeZotte, JMU
PK..... Jon Striefsky, UD

Second Team
WR..... J.J. Moore, UMass
TE..... Scott Sicko, UNH
OT..... Mike Byrne, UD
LB..... Jason Hatchell, UMass

Third Team
QB..... Joe Flacco, UD
FB..... Joe Casey, URI
WR..... Charles Sullivan, HOF
OG..... Matt McCracken, UR
DE..... Jovan Belcher, UM
KR..... Justin Rogers, UR

Honorable Mention
QB..... Liam Coen, UMass
QB..... Ricky Santos, UNH
RB..... Matt Lawrence, UMass
TE..... Robbie Agnone, UD
TE..... Drew Atchison, WM
TE..... Matt Sherry, VU
WR..... Keith LeVan, UNH
WR..... Aaron Love, UD
OC..... Matt Austin, UMass
OC..... Kheon Hendricks, UD
OC..... Scott Lemn, JMU
DE..... John Baranowsky, JMU
DE..... David Burris, UMass
DE..... Matt Marcocelle, UD
LB..... Justin Barnes, JMU
LB..... Gian Villante, HOF
LB..... Charles Walker, UMass
CB..... Courtney Robinson, UMass
CB..... Sean Smalls, UMass
S..... Jeff Pammer, UNH
PK..... Dave Stannard, JMU

American Football Coaches Association

QB..... Ricky Santos, UNH
RB..... Omar Cuff, UD

LB..... Brian Bradford, TU
DB..... Tony LeZotte, JMU

2006
The Sports Network

First Team
WR..... David Ball, UNH
DB..... James Ihedigbo, UMass
LB..... Akeem Jordan, JMU
DL..... Matt King, UM
OL..... Alex Miller, UMass
TE..... Ben Patrick, UD
QB..... Ricky Santos, UNH
DL..... Kevin Winston, JMU

Second Team
RB..... Steve Baylark, UMass
OL..... Corey Davis, JMU
DB..... Tony LeZotte, JMU
K..... Rob Zarrilli, HOF

Third Team
OL..... Matt Austin, UMass
DB..... Allyn Bacchus, VU
OL..... Tucker Peterson, UNH

American Football Coaches Association

WR..... David Ball, UNH
OL..... Alex Miller, UMass
TE..... Ben Patrick, UD
LB..... Akeem Jordan, JMU
DL..... Matt King, UM

2005
The Sports Network

First Team
LB..... Brian Hulea, VU
DB..... Shannon James, UMass
DB..... Tony LeZotte, JMU

Second Team
QB..... Ricky Santos, UNH
WR..... David Ball, UNH
TE..... Jonathan Williams, UNH

Third Team
RB..... Omar Cuff, UD
OL..... Willie Colon, HOF
OL..... Matt Magerko, JMU
P..... Christian Koegel, UMass

American Football Coaches Association

WR..... David Ball, UNH
OL..... Willie Colon, HOF
LB..... Brian Hulea, VU
DB..... Shannon James, UMass

2004
The Sports Network

First Team
QB..... Lang Campbell, WM
WR..... David Ball, UNH
DB..... Shannon James, UMass
LB..... Gian Villante, HOF

Second Team
PK..... Greg Kuehn, WM
RS..... Sidney Haugabrook, UD
DL..... Jamil Butler, VU
DL..... George Peterson, UNH
LB..... Liam Ezekiel, NU

Third Team
WR..... Dominique Thompson, WM
RS..... Arel Gordon, UM
OL..... Dustin Bayer, URI
DL..... Chris Mooney, UD
DL..... Tom Parks, UD
LB..... Kwynn Walton, JMU
DB..... Tony LeZotte, JMU
DB..... Brandon McGowan, UM

CAA Football All-Americans

The Sports Network, considered the most widely-referenced news service of FCS, has selected an All-America team since 1987. The American Football Coaches Association (AFCA) has selected an FCS All-America team every year since 1979. Below is a listing of CAA Football All-America honorees as selected by both entities.

5 NATIONAL CHAMPIONS
9 NATIONAL CHAMPIONSHIP GAME APPEARANCES
18 NATIONAL SEMIFINALISTS
18 NATIONAL AWARD WINNERS

American Football Coaches Association

QB Lang Campbell, WM
DB Sidney Haugabrook, UD

**2003
The Sports Network**

First Team

LB Liam Ezekiel, NU
DL Shawn Johnson, UD
OL Jason Nerys, UD

Second Team

OL Adam Bourget, NU
QB Andy Hall, UD

Third Team

LB Jeremy Cain, UMass
DB Anton McKenzie, UMass
DL Jerame Southern, JMU

American Football Coaches Association

WR Rich Musinski, WM
DL Shawn Johnson, UD

**2002
The Sports Network**

Second Team

QB Brett Gordon, VU
LB Stephen Cooper, UM
LB Dan Mulhern, UD
LB Renauld Williams, HOF

Third Team

OL Dwight Beard, WM
OL Mike Brigandi, HOF
LB Liam Ezekiel, NU

American Football Coaches Association

OL Dwight Beard, WM
RB Stephan Lewis, UNH
LB Stephen Cooper, UM

**2001
The Sports Network**

First Team

QB Rocky Butler, HOF
RB Brian Westbrook, VU
OL Dan Zorger, HOF
DL Ryan Fletcher, HOF
LB Derrick Lloyd, JMU

Second Team

TE Chad Hayes, UM
OL Eammon Allen, VU
DL Valdamar Brower, UMass
DL Jonathan Wilfong, UR
DB Lance Small, URI

Third Team

OL Jason Ball, UNH
RS Lennard Byrd, UM
DB T.J. Hill, NU
DB Doug Shanahan, HOF

American Football Coaches Association

TE Chad Hayes, UM
RB Brian Westbrook, VU

**2000
The Sports Network**

First Team

OL Jeff Fiss, UD
RS Brian Westbrook, VU
DL Raheem Walker, WM
LB Kole Ayi, UMass

Second Team

RB Brian Westbrook, VU
OL Eric Beatty, UR
DL Chris Morant, JMU

LB Brian McKenna, UD
DB T.J. Hill, NU

Third Team

QB Matt Nagy, UD
DL Mike Cecere, UD
LB Derick Pack, JMU

American Football Coaches Association

OL Eric Beatty, UR
LB Brian McKenna, UD
RS Brian Westbrook, VU

**1999
The Sports Network**

First Team

PK Brett Sterba, WM
LB Kole Ayi, UMass
DB Jerard White, UMass

Second Team

RB Curtis Keaton, JMU
RB Marcel Shipp, UMass
WR Murle Sango, VU
DL Chris Morant, JMU
DL JoJo Oliphant, UM
DB Jeremy Robinson, UMass

Third Team

LB Derick Pack, JMU

American Football Coaches Association

RB Curtis Keaton, JMU
DL JoJo Oliphant, UM
DB Jared White, UMass
PK Brett Sterba, WM

**1998
The Sports Network**

First Team

RB Jerry Azumah, UNH
WR Eddie Conti, UD
WR Brian Westbrook, VU
TE Kerry Taylor, UMass
OL Walter Jones, UNH
DL Marc Megna, UR
LB Khari Samuel, UMass

Second Team

QB Mike Cook, WM
RB Marcel Shipp, UMass
TE Mike Leach, WM
DL Frank Ferrara, URI
LB Miguel Viera, URI
DB Aaron Dashiell, UM
DB Winston October, UR
RS Brian Westbrook, VU

Third Team

QB Todd Bankhead, UMass
DL Raheem Walker, WM
DB Tony Booth, JMU

American Football Coaches Association

WR Eddie Conti, UD
TE Kerry Taylor, UMass
OL Eric King, UR
RB Jerry Azumah, UNH

**1997
The Sports Network**

First Team

WR Brian Finneran, VU
LB Shawn Barber, UR
P Brad Costello, BU

Second Team

RB Jerry Azumah, UNH
OL TaVarr Closs, UC
DB Tony Booth, JMU

Third Team

QB Chris Boden, VU
DL Marc Megna, UR
DB Dorrell Green, UD
PK Brian Shallcross, WM
KR Delvin Joyce, JMU

American Football Coaches Association

WR Brian Finneran, VU
OL TaVarr Closs, UC
LB Shawn Barber, UR
RS Jerry Azumah, UNH

**1996
The Sports Network**

First Team

DB Kenny Bailey, UD
DB Darren Sharper, WM

Second Team

RB Jerry Azumah, UNH
OL Josh Beyer, WM
DL Will Santi, URI

Third Team

WR Brian Finneran, VU
DL Todd Williamson, UM
LB Brian Smith, UD
P Brad Costello, BU

American Football Coaches Association

WR Brian Finneran, VU
OL Josh Beyer, WM
OL Jerome Daniels, UNH
DB Darren Sharper, WM

**1995
The Sports Network**

First Team

C David Bailey, JMU
DB Darren Sharper, WM

Second Team

OL Steve Archibald, UD
OL Shannon Trostle, UD
DL Lou D'Agostino, URI
PK John Coursey, JMU

Third Team

TE Ed Perry, JMU
OL Josh Beyer, WM
DL Brian Smith, URI
DB Kenny Bailey, UD
RS Cy Butler, URI

American Football Coaches Association

DB Kenny Bailey, UD

**1994
The Sports Network**

First Team

LB Tyrone Frazier, VU

Second Team

C Andre Maksimov, BU
RB Rene Ingoglia, UMass
DE Brian Corcoran, UMass
DT Tyrone Washington, JMU

Third Team

QB Robert Dougherty, BU
RB Daryl Brown, UD
WR Carnell Henderson, BU
TE Ed Perry, JMU
OL Shannon Trostle, UD
CB Chris Helon, BU
KR Dwight Robinson, JMU

Honorable Mention

OT Steve Archibald, UD
OT Keith Novak, UNH
OT Mike Pedone, BU
OT Brent Secrist, JMU

OG.....	John Karaus, JMU
PK.....	John Coursey, JMU
DE.....	Mike Foley, UNH
DE.....	John Schaefer, BU
LB.....	Greg Applewhite, WM
LB.....	David Atwood, NU
CB.....	Breon Parker, UMass
CB.....	Dwight Robinson, JMU
S.....	Maurice Glenn, UR
S.....	Darren Sharper, WM
KR.....	Dwight Robinson, JMU

American Football Coaches Association

RB.....	Daryl Brown, UD
DL.....	Mike Foley, UNH
LB.....	Tyrone Frazier, VU
DB.....	Breon Parker, UMass
DB.....	Dwight Robinson, JMU

**1993
The Sports Network**

First Team

OG.....	Bill Durkin, UMass
DB.....	Chris Helon, BU

Second Team

OG.....	Tom Walters, WM
OT.....	Matt Wildes, UD
DE.....	Matt Morrill, UD
LB.....	Marc Fauri, BU

Third Team

C.....	Andre Maksimow, BU
DB.....	Matt Rajotre, UMass
RS.....	Dwight Robinson, JMU

Honorable Mention

QB.....	Robert Dougherty, BU
QB.....	Shawn Knight, WM
RB.....	Daryl Brown, UD
RB.....	Rene Ingoglia, UMass
WR.....	David Gamble, UNH
WR.....	David McLeod, JMU
OL.....	Bill Lacey, VU
DL.....	Brian Corcoran, UMass
DL.....	Matt Joyce, UR
LB.....	Paul Duckworth, UC
LB.....	Bruce Bourgoin, UC
DB.....	Breon Parker, UMass
DB.....	Mark Salisbury, NU
P.....	Bill Hoffman, VU

American Football Coaches Association

DL.....	Matt Morrill, UD
---------	------------------

**1992
The Sports Network**

First Team

TE.....	Darren Rizzi, URI
LB.....	Eric Johnson, UR
DB.....	Don Caparotti, UMass

Second Team

LB.....	Curtis Eller, VU
LB.....	Dan Girard, UM
DB.....	Warren McIntyre, UD

Honorable Mention

TE.....	Brian Kozlowski, UC
TE.....	Scott Donald, VU
C.....	Tim Tarpey, VU
DE.....	Dwayne Gordon, UNH

American Football Coaches Association

TE.....	Darren Rizzi, URI
DL.....	Matt Morrill, UD
LB.....	Curtis Eller, VU
DB.....	Don Caparotti, UMass

CAA Football All-Americans

The Sports Network, considered the most widely-referenced news service of FCS, has selected an All-America team since 1987. The American Football Coaches Association (AFCA) has selected an FCS All-America team every year since 1979. Below is a listing of CAA Football All-America honorees as selected by both entities.

**1991
The Sports Network**

First Team

LB.....	Eric Johnson, UR
LB.....	Warren McIntyre, UD

Second Team

RB.....	Barry Bourassa, UNH
WR.....	Mark Didio, UC
TE.....	Darren Rizzi, URI
LB.....	Curtis Eller, VU

Honorable Mention

OL.....	Jerome Bledsoe, UMass
---------	-----------------------

American Football Coaches Association

WR.....	Mark Didio, UC
RB.....	Barry Bourassa, UNH
LB.....	DeWayne Sabb, UNH
LB.....	Curtis Eller, VU
DB.....	Warren McIntire, UD

**1990
The Sports Network**

First Team

OG.....	Paul Mayberry, UMass
DB.....	Claude Pettaway, UM

Second Team

WR.....	Mark Didio, UC
---------	----------------

Honorable Mention

WR.....	Darren Altieri, BU
DB.....	Kevin Smith, URI

American Football Coaches Association

DB.....	Kevin Smith, URI
---------	------------------

**1989
The Sports Network**

First Team

OT.....	Scott Hough, UM
RB.....	Carl Smith, UM
WR.....	Darren Altieri, BU
DT.....	Michael Renna, UD
LB.....	Troy Ashley, UC

Second Team

OC.....	Bryan Russo, VU
OG.....	Ron Noble, UM
DT.....	Justin Strzelczyk, UM

American Football Coaches Association

OL.....	Bryan Russo, VU
RB.....	Carl Smith, UM
DL.....	Michael Renna, UD
LB.....	Troy Ashley, UC

**1988
The Sports Network**

First Team

LB.....	John McKeown, UMass
---------	---------------------

Second Team

WR.....	Glen Antrum, UC
DB.....	Brian Jordan, UR

Honorable Mention

OL.....	Bill Buttler, UMass
DB.....	Kevin Smith, URI
DB.....	Gary Jordan, UNH

American Football Coaches Association

WR.....	Glen Antrum, UC
OL.....	Paul Beradelli, VU
DL.....	Michael Renna, UD
LB.....	John McKeown, UMass
DB.....	Mark Seals, BU

**1987
The Sports Network**

Second Team

WR.....	Sergio Hebra, UM
LB.....	Darrell Booker, UD

American Football Coaches Association

OL.....	John Driscoll, UNH
---------	--------------------

**1986
American Football Coaches Association**

LB.....	Darrell Booker, UD
---------	--------------------

**1985
American Football Coaches Association**

TE.....	Brian Forster, URI
OL.....	Paul Dufault, UNH
QB.....	Tom Ehrhardt, URI

**1984
American Football Coaches Association**

TE.....	Brian Forster, URI
RB.....	Paul Lewis, BU

**1983
American Football Coaches Association**

RB.....	Paul Lewis, BU
DL.....	Tony DeLuca, URI
LB.....	John Dorsey, UC

**1982
American Football Coaches Association**

OL.....	Richard Pelzer, URI
RB.....	Gary Pearson, UMass

**1981
American Football Coaches Association**

OL.....	Bob Speight, BU
RB.....	Gregg Drew, BU
RB.....	Gary Pearson, UMass

**1980
American Football Coaches Association**

WR.....	Reggie Eccleston, UC
RB.....	Lorenzo Bouier, UM
DB.....	Bob Manning, UMass

**1979
American Football Coaches Association**

RB.....	Mal Najarian, BU
DL.....	Tom Pierzga, BU

CAA Football Individual Award Winners

Offensive Player of the Year

2010.....	Pat Devlin (UD)
2009.....	Matt Szczur (VU)
2008.....	Rodney Landers (JMU)
2007.....	Joe Flacco (UD)/Ricky Santos (UNH)
2006.....	Ricky Santos (UNH)/Steve Baylark (UMass)
2005.....	Ricky Santos (UNH)
2004.....	Lang Campbell (WM)
2003.....	Andy Hall (UD)
2002.....	Brett Gordon (VU)
2001.....	Brian Westbrook (VU)
2000.....	Brian Westbrook (VU)
1999.....	Curtis Keaton (JMU)
1998.....	Jerry Azumah (UNH)
1997.....	Brian Finneran (VU)
1996.....	Jerry Azumah (UNH)
1995.....	Leo Hamlett (UD)
1994.....	Robert Dougherty (BU)
1993.....	Robert Dougherty (BU)
1992.....	Greg Lilly (UR)
1991.....	Barry Bourassa (UNH)
1990.....	Stan Greene (BU)/Gary Wilkos (UMass)
1989.....	Mike Buck (UM)
1988.....	Matt DeGennaro (UC)
1987.....	Mike Buck (UM)
1986.....	Rich Gannon (UD)
1985.....	Tom Ehrhardt (URI)
1984.....	Tom Ehrhardt (URI)
1983.....	Paul Lewis (BU)
1982.....	Rich LaBonte (UM)
1981.....	Ken Sweitzer (UC)
1980.....	Jim Jensen (BU)

Rookie of the Year

2010.....	OFF: Andrew Pierce (UD)
.....	DEF: Stephon Robertson (JMU)
2009.....	OFF: Justin Thorpe (JMU)
.....	DEF: B.W. Webb (WM)
2008.....	OFF: Jonathan Grimes (WM)
.....	DEF: Brian McNally (UNH)/Pat Williams (JMU)
2007.....	OFF: Kevin Grayson (UR)
.....	DEF: Eric McBride (UR)
2006.....	OFF: Eric Ward (UR)
.....	DEF: Luke Bonus (HOF)
2005.....	OFF: Joe Casey (URI)
.....	DEF: Sherman Logan (UR)
2004.....	Tony LeZotte (JMU)/Ricky Santos (UNH)
2003.....	Ron Whitcomb (UM)
2002.....	R.J. Cobbs (UMass)
2001.....	Sidney Haugabrook (UD)
2000.....	Rich Musinski (WM)
1999.....	Dave Corley, Jr. (WM)
1998.....	Adrian Zullo (UMass)
1997.....	Recolon Jumpp (UC)
1996.....	Dave Conklin (WM)
1995.....	Tory Taylor (UC)
1994.....	Julien Dale (BU)
1993.....	Chris Hixson (URI)
1992.....	Rene Ingoglia (UMass)
1991.....	Daryl Brown (UD)
1990.....	John Johnson (UMass)
1989.....	Bill Vergantino (UD)
1988.....	Carl Smith (UM)
1987.....	Matt DeGennaro (UC)
1986.....	Tim Bryant (UMass)
1985.....	Dave Palazzi (UMass)
1984.....	Pat Mancini (BU)
1983.....	Dameon Reilly (URI)
1982.....	Bill Brooks (BU)

1981.....	Rich LaBonte (UM)
1980.....	Curt Collins (UNH)

Special Teams Player of the Year

2010.....	Jonathan Grimes (WM)
2009.....	Matt Szczur (VU)
2008.....	Scotty McGee (JMU)
2007.....	Justin Rogers (UR)
2006.....	Rob Zarrilli (HOF)
2005.....	Christian Koegel (UMass)
2004.....	Greg Kuehn (WM)
2003.....	Wendall Williams (URI)

Defensive Player of the Year

2010.....	Tyler Holmes (UMass)/Eric McBride (UR)
2009.....	Arthur Moats (JMU)
2008.....	Jovan Belcher (UM)
2007.....	Tony LeZotte (JMU)
2006.....	Akeem Jordan (JMU)
2005.....	Tony LeZotte (JMU)
2004.....	Shannon James (UMass)
2003.....	Shawn Johnson (UD)
2002.....	Stephen Cooper (UM)
2001.....	Stephen Cooper (UM)/Derrick Lloyd (JMU)
2000.....	Brian McKenna (UD)
1999.....	Chris Morant (JMU)
1998.....	Marc Megna (UR)
1997.....	Shawn Barber (UR)
1996.....	Darren Sharper (WM)
1995.....	Jason Miller (WM)
1994.....	Brian Corcoran (UMass)
1993.....	Craig Staub (WM)
1992.....	Curtis Eller (VU)
1991.....	Curtis Eller (VU)
1990.....	James Smith (UR)
1989.....	Troy Ashley (UC)
1988.....	John McKeown (UMass)
1987.....	Paul Boulay (UNH)
1986.....	Kevin Murphy (BU)
1985.....	Neal Zonfrelli (UNH)/Mark Michaels (UC)
1984.....	Tim Teevens (UNH)
1983.....	John Dorsey (UC)
1982.....	John Dorsey (UC)
1981.....	Steve Doig (UNH)
1980.....	Mike Kelleher (BU)

Coach of the Year

2010.....	Joe Trainer (URI)
2009.....	Andy Talley (VU)
2008.....	Mickey Matthews (JMU)
2007.....	Dave Clawson (UR)
2006.....	Don Brown (UMass)
2005.....	Dave Clawson (UR)
2004.....	Sean McDonnell (UNH)
2003.....	Mark Whipple (UMass)
2002.....	Don Brown (NU)
2001.....	Jack Cosgrove (UM)/Tim Stowers (URI)
2000.....	Jim Reid (UR)
1999.....	Mickey Matthews (JMU)
1998.....	Jim Reid (UR)
1997.....	Andy Talley (VU)
1996.....	Jack Cosgrove (UM)
1995.....	Floyd Keith (URI)/Jim Reid (UR)
1994.....	Bill Bowes (UNH)
1993.....	Dan Allen (BU)
1992.....	Jim Marshall (UR)
1991.....	Tubby Raymond (UD)
1990.....	Jim Reid (UMass)

1989.....	Tom Lichtenberg (UM)/Bill Bowes (UNH)
1988.....	Jim Reid (UMass)
1987.....	Dal Shealy (UR)
1986.....	Tom Jackson (UC)
1985.....	Bob Griffin (URI)
1984.....	Bob Griffin (URI)
1983.....	Rick Taylor (BU)
1982.....	Ron Rogerson (UM)

Student-Athlete of the Year

2010.....	Anthony Nelson (UMass)
2009.....	Osayi Osunde (VU)
2008.....	Ryan Canary (UM)
2007.....	Mike Byrne (UD)/Matt Sherry (VU)
2006.....	Ron Whitcomb (UM)
2005.....	Matt Magerko (JMU)
2004.....	Lang Campbell (WM)
2003.....	Ben Cross (UD)

5 NATIONAL CHAMPIONS 9 NATIONAL CHAMPIONSHIP GAME APPEARANCES 18 NATIONAL SEMIFINALISTS 18 NATIONAL AWARD WINNERS

CAA Football All-Conference Teams

2010

First Team

QB	Pat Devlin (UD)	DL	Victor Adesanya (URI)
RB	Jonathan Grimes (WM)	DL	Ronnell Brown (JMU)
RB	Andrew Pierce (UD)	DL	Brian McNally (UNH)
FB/HB	Kendall Gaskins (UF)	DL	Martin Parker (UR)
FB/HB	Jimmy Hobson (WM)	LB	Tyler Holmes (UMass)
WR	Terrance Fox (UNH)	LB	Marquis Kirkland (VU)
WR	Tre Gray (UR)	LB	Eric McBride (UR)
WR	Anthony Nelson (UMass)	LB	Terence Thomas (VU)
WR	Norman White (VU)	CB	Justin Rogers (UR)
TE	Alex Gottlieb (WM)	CB	Dino Vasso (UNH)
OL	Brant Clouse (VU)	CB	B.W. Webb (WM)
OL	Gino Gradkowski (UD)	S	Scotty McGee (JMU)
OL	Keith Hill, Jr. (WM)	S	Hugo Souza (UNH)
OL	Ben Ijalana (VU)	P	David Miller (WM)
OL	Greg Niland (UMass)		
PK	Wil Kamin (UR)		
KR	Travis Hurd (URI)		
PR	Justin Rogers (UR)		

Second Team

QB	Chris Whitney (VU)	DL	Siddiq Haynes (UD)
RB	Jonathan Hernandez (UMass)	DL	Marcus Hyde (WM)
RB	Jamal Sullivan (JMU)	DL	Yaky Ibia (TU)
FB/HB	Tyler Wharton (TU)	DL	Michael Stover (WM)
WR	Ryan Moody (WM)	LB	Dante Cook (WM)
WR	Hakeem Moore (TU)	LB	Matt Evans (UNH)
WR	Julian Talley (UMass)	LB	Matt Hansen (URI)
TE	Derek Buttles (UM)	LB	Matt Marcorelle (UD)
OL	Roane Babington (JMU)	CB	Tyrone Grant (UD)
OL	Drew Lachenmayer (UR)	CB	Anthony Walters (UD)
OL	Rob McDowell (UD)	S	Fred Maldonado (VU)
OL	Seth Price (UNH)	S	Jerron McMillian (UM)
OL	Theo Sherman (JMU)	P	Dominic Scarnecchia (VU)
PK	Mike Perry (UD)		
KR	Jonathan Grimes (WM)		
PR	B.W. Webb (WM)		

Third Team

QB	R.J. Toman (UNH)	DL	Michael Atunrase (UD)
RB	Aaron Ball (VU)	DL	Frank Beltre (TU)
RB	John Griffin (UMass)	DL	Antoine Lewis (VU)
RB	Dontra Peters (UNH)	DL	Thomas Weaver (VU)
WR	Anthony Baskerville (URI)	DL	Steve Young (UNH)
WR	Chase Hill (WM)	LB	Donte Blakey (TU)
WR	Derek Session (UM)	LB	Donte Dennis (UM)
TE	Colin Naugle (UD)	LB	Stephon Robertson (JMU)
OL	Shea Allard (UD)	LB	Paul Worrilow (UD)
OL	Kyle Bogumil (URI)	CB	James Pitts (VU)
OL	Jason Foster (URI)	CB	Jarrold Williams (URI)
OL	Chris Howley (UM)	S	John Dempsey (VU)
OL	James Pagliaro (WM)	S	Darryl Jones (UD)
OL	Dan Shirey (VU)	P	Ed Wagner (UD)
PK	Mike MacArthur (UNH)		
KR	Steven Barker (UM)		
PR	Dae'Quan Scott (JMU)		

2009

First Team

QB	Chris Whitney (VU)	DL	Brandon Gilbeaux (UD)
RB	John Griffin (NU)	DL	Tim Kuckucka (VU)
RB	Jonathan Grimes (WM)	DL	Sean Lissemore (WM)
FB/HB	Chris Zardas (UMass)	DL	Arthur Moats (JMU)
WR	Victor Cruz (UMass)	DL	Adrian Tracy (WM)
WR	Mark Duncan (UD)	LB	Luke Bonus (HOF)
WR	Matt Szczur (VU)	LB	Eric McBride (UR)
WR	Landis William (UM)	LB	Collin McConaghy (UR)
TE	Scott Sicko (UNH)	LB	Terence Thomas (VU)
OL	Dorian Brooks (JMU)	CB	Justin Rogers (UR)
OL	Vladimir Ducasse (UMass)	CB	Anthony Walters (UD)
OL	Ben Ijalana (VU)	S	David Caldwell (WM)
OL	Matt McCracken (UR)	S	Charles Graves (UD)

OL	Michael Silva (UR)	S	Jeremy Miles (UMass)
PK	Tom Manning (UNH)	P	David Miller (WM)

KR	Matt Szczur (VU)		
PR	Derek Hatcher (UR)		

Second Team

QB	R.J. Archer (WM)	DL	Sam Daniels (JMU)
RB	Chad Kackert (UNH)	DL	Kyle Harrington (UMass)
RB	Tony Nelson (UMass)	DL	Phil Matusz (VU)
FB/HB	Everette Benjamin (HOF)	DL	Martin Parker (UR)
WR	Kevin Grayson (UR)	LB	Tyler Holmes (UMass)
WR	Brandyn Harvey (VU)	LB	Osayi Osunde (VU)
WR	D.J. McAulay (WM)	LB	Jake Trantin (WM)
WR	Aaron Weaver (HOF)	LB	Sean Ware (UNH)
TE	Rob Varno (WM)	CB	Scotty McGee (JMU)
OL	Tyler Eastman (UM)	CB	Dino Vasson (UNH)
OL	Tom Neill (UNH)	CB	B.W. Webb (WM)
OL	Kevin Newhall (NU)	S	Anthony Bratton (UD)
OL	Corey Nicholson (UD)	S	Terrence Klein (UNH)
OL	C.J. Muse (WM)	P	Tim Edger (URI)
PK	Brian Pate (WM)		
KR	Scotty McGee (JMU)		
PR	Scotty McGee (JMU)		

Third Team

QB	Eric Ward (UR)	DL	Ronnell Brown (JMU)
RB	Aaron Ball (VU)	DL	Brandon Collier (UMass)
RB	Justin Forte (UR)	DL	Kyle Maroney (UNH)
FB/HB	Kendall Gaskins (UR)	DL	Parker Miles (UR)
WR	Tre Gray (UR)	DL	Jordan Stevens (UM)
WR	Shawn Leonard (URI)	LB	Rob Damon (URI)
WR	Rockeed McCarter (JMU)	LB	Donte Dennis (UM)
TE	Mike Caussin (JMU)	LB	Marquis Kirkland (VU)
OL	Brian Brannigan (VU)	LB	Patrick Weldon (UR)
OL	Brant Clouser (VU)	LB	Pat Williams (JMU)
OL	Drew Lachenmayer (UR)	CB	Steven Barker (UM)
OL	Derek Moore (HOF)	CB	Jimmy Pitts (VU)
OL	Theo Sherman (JMU)	S	John Dempsey (VU)
PK	Armando Cuko (UMass)	S	Michael Ireland (UR)
KR	Jonathan Grimes (WM)	P	Ed Wagner (UD)
PR	B.W. Webb (WM)		

2008

First Team

QB	Rodney Landers (JMU)	DL	Jovan Belcher (UM)
RB	Tony Nelson (UMass)	DL	Greg Miller (VU)
RB	Josh Vaughan (UR)	DL	Lawrence Sidbury (UR)
FB/HB	Jared Turcotte (UM)	DL	Adrian Tracy (WM)
WR	Mike Boyle (UNH)	LB	Luke Bonus (HOF)
WR	Victor Cruz (UMass)	LB	Josh Jennings (UMass)
WR	Kevin Grayson (UR)	LB	Eric McBride (UR)
TE	Scott Sicko (UNH)	LB	Osayi Osunde (VU)
OL	Ryan Canary (UM)	CB	Evan McCullough (JMU)
OL	Vladimir Ducasse (UMass)	CB	Courtney Robinson (UMass)
OL	Ben Ijalana (VU)	CB	Justin Rogers (UR)
OL	Scott Lemn (JMU)	S	Charles Graves (UD)
OL	Matt McCracken (UR)	S	Marcus Haywood (JMU)
PK	Brian Pate (WM)	S	Jeremy Miles (UMass)
KR	Jonathan Grimes (WM)	P	Brett Arnold (UMass)
PR	Scotty McGee (JMU)		

Second Team

QB	Liam Coen (UMass)	DL	Hassan Abdul-Wahid (JMU)
QB	R.J. Toman (UNH)	DL	Tim Kuckucka (VU)
RB	Aaron Ball (VU)	DL	Sherman Logan (UR)
RB	Jonathan Grimes (WM)	DL	Matt Marcorelle (UD)
RB	Eugene Holloman (JMU)	LB	Andrew Downey (UM)
FB/HB	John Crone (UR)	LB	Matt Hansen (URI)
WR	Marcus Lee (TU)	LB	Marquis Kirkland (VU)
WR	Matt Szczur (VU)	LB	Matt Parent (UNH)
WR	Aaron Weaver (HOF)	CB	Derek Cox (WM)
TE	Brian Mandeville (NU)	CB	Dino Vasson (UNH)
TE	Rob Varno (WM)	S	John Clements (UNH)
OL	Terrence Apted (JMU)	S	Drew Mack (TU)

18 NATIONAL AWARD WINNERS

18 NATIONAL SEMIFINALISTS

9 NATIONAL CHAMPIONSHIP GAME APPEARANCES

5 NATIONAL CHAMPIONS

CAA Football All-Conference Teams

OL	Izzy Bauta (VU)	P	Tom Bishop (UNH)
OL	Dorian Brooks (JMU)		
OL	Josh Drosch (UNH)		
OL	Kheon Hendricks (UD)		
OL	Michael Silva (UR)		
PK	Andrew Howard (UR)		
KR	Scotty McGee (JMU)		
PR	Derek Hatcher (UR)		

Third Team

QB	Jake Phillips (WM)	DL	Dave Dalessandro (VU)
QB	Sean Schaefer (TU)	DL	Sam Daniels (JMU)
RB	Alex Broomfield (NU)	DL	Kyle Harrington (UMass)
RB	Jhamal Fluellen (UM)	DL	Arthur Moats (JMU)
FB/HB	Griff Yancey (JMU)	LB	Phil Higgins (NU)
WR	Phil Atkinson (VU)	LB	Jordan Manning (TU)
WR	Jeremy Horne (UMass)	LB	Collin McConaghy (UR)
WR	D.J. McAulay (WM)	LB	Josh Rutter (WM)
TE	Robbie Agnone (UD)	CB	Salim Koroma (VU)
OL	Christopher Arno (UM)	CB	Lionel Nixon, Jr. (UM)
OL	Brian Brannigan (VU)	S	Nate Thellen (NU)
OL	Sean Calicchio (UMass)	S	Darrel Young (VU)
OL	Kevin Newhall (NU)	P	David Miller (WM)
OL	Theo Sherman (JMU)		
PK	Joe Marcoux (VU)		
KR	Angelo Babbaro (VU)		
PR	Brandon Johnson-Farrell (URI)		

2007

First Team

QB	Joe Flacco (UD)	DL	John Baranowsky (JMU)
QB	Ricky Santos (UNH)	DL	Jovan Belcher (UM)
RB	Omar Cuff (UD)	DL	David Burris (UMass)
RB	Tim Hightower (UR)	DL	Lawrence Sidbury (UR)
RB	Maurice Murray (NU)	LB	Brian Bradford (TU)
FB/HB	Joe Casey (URI)	LB	Jason Hatchell (UMass)
WR	Keith Levan (UNH)	LB	Gian Villante (HOF)
WR	Aaron Love (UD)	LB	Charles Walker (UMass)
WR	J.J. Moore (UMass)	CB	Courtney Robinson (UMass)
WR	Charles Sullivan (HOF)	CB	Sean Smalls (UMass)
TE	Matt Sherry (VU)	S	Tony LeZotte (JMU)
OL	Matt Austin (UMass)	S	Jeff Pammer (UNH)
OL	Mike Byrne (UD)	P	Bryan Gianecchini (URI)
OL	Nick Couturier (UNH)		
OL	Kheon Hendricks (UD)		
OL	Scott Lemn (JMU)		
PK	Jon Striefsky (UD)		
KR	Justin Rogers (UR)		
PR	Anthony Nelson (HOF)		

Second Team

QB	Liam Coen (UMass)	DL	Hassan Abdul-Wahid (JMU)
QB	Rodney Landers (JMU)	DL	Tim Kukucka (VU)
RB	Kareem Huggins (HOF)	DL	Shemiah LeGrande (HOF)
RB	Matt Lawrence (UMass)	DL	Ken Sussman (HOF)
FB/HB	John Crone (UR)	LB	Justin Barnes (JMU)
WR	Kevin Grayson (UR)	LB	Andrew Downey (UM)
WR	Marcus Lee (TU)	LB	Husain Karim (UNH)
WR	Rasheed Rancher (UMass)	LB	Eric McBride (UR)
TE	Brian Mandeville (NU)	CB	John Clements (UNH)
OL	Sean Calicchio (UMass)	CB	Ki'Ameer Johnson (URI)
OL	Ryan Canary (UM)	CB	Evan McCollough (JMU)
OL	Matt McCracken (UR)	S	David Darby (HOF)
OL	Kevin Newhall (NU)	S	Stephen Howell (UR)
OL	Mark Stolte (URI)	P	Tom Bishop (UNH)
PK	David Stannard (JMU)		
KR	Kareem Huggins (HOF)		
PR	Derek Hatcher (UR)		

Third Team

QB	Jake Phillips (WM)	DL	Brandon Collier (UMass)
RB	Matt Dicken (VU)	DL	Bruno Dorismond (UM)
RB	Jhamal Fluellen (UM)	DL	Matt Marcocelle (UD)
WR	L.C. Baker (JMU)	DL	Marvin Wright (UNH)

WR	Elliott Mack (WM)	LB	Stanley Gutierrez (HOF)
WR	Kervin Michaud (UD)	LB	Collin McConaghy (UR)
TE	Scott Sicko (UNH)	LB	Joe Mele (NU)
OL	Terrence Apted (JMU)	LB	Osaye Osunde (VU)
OL	Rich Beverley (UD)	CB	Derek Cox (WM)
OL	Shawn Demaray (UM)	CB	Seth Williams (UR)
OL	Nick Diana (UMass)	S	Drew Mack (TU)
OL	Brad Stewart (WM)	S	Jeromy Miles (UMass)
PK	Chris Koeplin (UMass)	P	Jason Pritchard (JMU)
KR	Courtney Robinson (UMass)		
PR	L.C. Baker (JMU)		

2006

First Team

QB	Ricky Santos (UNH)	DL	Johnny Campbell (UR)
RB	Steve Baylark (UMass)	DL	Mike DeVito (UM)
RB	Eugene Holloman (JMU)	DL	Matt King (UM)
FB/HB	Joe Casey (URI)	DL	Kevin Winston (JMU)
WR	David Ball (UNH)	LB	Isaiah Dottin-Carter (JMU)
WR	Brandon London (UMass)	LB	Adam Goloboski (UR)
WR	Eric Yancey (TU)	LB	Jason Hatchell (UMass)
TE	Ben Patrick (UD)	LB	Akeem Jordan (JMU)
OL	Matt Austin (UMass)	LB	Gian Villante (HOF)
OL	Jermon Bushrod (TU)	CB	Manauris Arias (UM)
OL	Corey Davis (JMU)	CB	Tracy Belton (UMass)
OL	Christian Gaddis (VU)	S	Allyn Bacchus (VU)
OL	Alex Miller (UMass)	S	James Ihedigbo (UMass)
OL	Tucker Peterson (UNH)	S	Tony LeZotte (JMU)
PK	Rob Zarrilli (HOF)	P	Christian Koegel (UMass)
KR	Rashaad Woodard (UD)		
PR	L.C. Baker (JMU)		

Second Team

QB	Justin Rascati (JMU)	DL	John Baranowsky (JMU)
RB	Elijah Brooks (WM)	DL	David Burris (UMass)
RB	Arel Gordon (UM)	DL	John Hatchell (UMass)
RB	Maurice Murray (NU)	DL	Chuck Suppon (JMU)
FB/HB	DeQuee May (VU)	LB	Brad Anderson (UMass)
WR	L.C. Baker (JMU)	LB	Brian Bradford (TU)
WR	Arman Shields (UR)	LB	Lance Gray (UR)
WR	Shaine Smith (HOF)	LB	Chris Ndubueze (WM)
TE	Kendrick Ballantyne (NU)	LB	Charles Walker (UMass)
OL	Judd Altman (UR)	CB	Virgil Gray (URI)
OL	Nick Diana (UMass)	CB	David Horton (UR)
OL	Shamel Lewis (URI)	CB	Sean Smalls (UMass)
OL	Cody Morris (WM)	S	Phil Minafield (JMU)
OL	David Thompson (UMass)	S	Daren Stone (UM)
PK	Chris Koeplin (UMass)	P	Bryan Gianecchini (URI)
KR	Courtney Robinson (UMass)		
PR	Raji El-Amin (URI)		

Third Team

QB	Liam Coen (UMass)	DL	Matt Campopiano (NU)
RB	Omar Cuff (UD)	DL	Bruno Dorismond (UM)
RB	Tim Hightower (UR)	DL	Sherman Logan (UR)
FB/HB	Shane Hopkins (NU)	DL	Ken Sussman (HOF)
WR	Keith LeVan (UNH)	DL	John Webb (TU)
WR	Joe Nicholas (WM)	LB	Luke Bonus (HOF)
TE	Brad Listorti (UMass)	LB	Andrew Downey (UM)
OL	Mike Byrne (UD)	LB	Husain Karim (UNH)
OL	Michael Costanzo (VU)	LB	John Wormuth (UM)
OL	Mike Parham (JMU)	CB	John Clements (UNH)
OL	Jed Prisky (HOF)	CB	Richard Orah (NU)
OL	Tim Silver (UR)	S	Lamar Gay (NU)
PK	David Rabil (JMU)	S	Jeff Pammer (UNH)
KR	Ardon Bransford (JMU)	P	Jason Pritchard (JMU)
PR	J.J. Moore (UMass)		

2005

First Team

QB	Ricky Santos (UNH)	DL	Darrell Adams (VU)
RB	Steve Baylark (UMass)	DL	Sherman Logan (UR)
RB	Omar Cuff (UD)	DL	Tom Parks (UD)

5 NATIONAL CHAMPIONS 9 NATIONAL CHAMPIONSHIP GAME APPEARANCES 18 NATIONAL SEMIFINALISTS 18 NATIONAL AWARD WINNERS

CAA Football All-Conference Teams

18 NATIONAL AWARD WINNERS

18 NATIONAL SEMIFINALISTS

18 NATIONAL CHAMPIONSHIP GAME APPEARANCES

5 NATIONAL CHAMPIONS

FB/HB	Joe Casey (URI)	DL	Keron Williams (UMass)
WR	David Ball (UNH)	DL	Kevin Winston (JMU)
WR	Marques Colston (HOF)	LB	Adam Goloboski (UR)
WR	J.J. Outlaw (VU)	LB	Cole Haley (HOF)
TE	Jonathan Williams (UNH)	LB	Brian Hulea (VU)
OL	Willie Colon (HOF)	LB	Jermaine Walker (UM)
OL	Ryan Gibbons (NU)	CB	Allante Harrison (TU)
OL	Ben Lazarski (UM)	CB	Clint Kent (JMU)
OL	Matt Magerko (JMU)	S	Shannon James (UMass)
OL	Alex Miller (UMass)	S	Tony LeZotte (JMU)
OL	Mike Roseborough (NU)	P	Christian Koegel (UMass)
PK	Rob Zarrilli (HOF)	PR	L.C. Baker (JMU)
KR	David Freeman (UR)		

Second Team

QB	Stacy Tutt (UR)	DL	Stephen Bowen (HOF)
RB	Alvin Banks (JMU)	DL	Isai Bradshaw (JMU)
RB	Elijah Brooks (WM)	DL	Mike DeVito (UM)
RB	Maurice Murray (NU)	DL	Daniel Garay (HOF)
FB/HB	Matt Trinkle (WM)	DL	Derek Stank (UNH)
WR	Andrae Brown (TU)	LB	Jason Hatchell (UMass)
WR	Devale Ellis (HOF)	LB	Akeem Jordan (JMU)
WR	Cory Parks (NU)	LB	John Mulhern (UD)
TE	Adam Bratton (WM)	LB	Serge Tikum (UMass)
OL	Brent Caldwell (UMass)	CB	Stephen Cason (WM)
OL	Corey Davis (JMU)	CB	Corey Graham (UMH)
OL	Shamel Lewis (URI)	S	Allyn Bacchus (VU)
OL	Patrick Mulloy (WM)	S	Jarrod Gomes (UM)
OL	Brian Sims (UD)	P	Chris Radford (UR)
OL	David Sundberg (UNH)	PR	Michael Boyle (UNH)
PK	Greg Kuehn (WM)	KR	Corey Graham (UNH)

Third Team

QB	Anton Clarkson (HOF)	DL	Johnny Campbell (UR)
RB	Terry Crenshaw (HOF)	DL	Edward Greene (HOF)
RB	Maurice Fenner (JMU)	DL	Dan Mangiero (UR)
RB	Nick Williams (TU)	DL	Adam O'Connor (WM)
WR	Arel Gordon (UM)	LB	Brian Bradford (TU)
WR	Brandon London (UMass)	LB	Lance Gray (UR)
WR	Kevin McMahan (UM)	LB	Joe Mele (NU)
TE	Casime Harris (JMU)	LB	Jamil Young (NU)
OL	Judd Altman (UR)	CB	Rodney Badger (VU)
OL	Jermon Bushrod (TU)	CB	Daren Stone (UM)
OL	Christian Gaddis (VU)	S	Baron Flenory (UNH)
OL	Cody Morris (WM)	S	James Ihedigbo (UMass)
OL	Tucker Peterson (UNH)	P	Adam James (VU)
OL	Jed Prisyh (HOF)	PR	Aaron Love (UD)
OL	Joe Ripple (TU)	KR	Rashaad Woodard (UD)
PK	Connor McCormick (UNH)		

2004

First Team

QB	Lang Campbell (WM)	DL	Darrell Adams (VU)
RB	Steve Baylark (UMass)	DL	Jamil Butler (VU)
RB	Marcus Williams (UM)	DL	Chris Mooney (UD)
WR	David Ball (UNH)	DL	Tom Parks (UD)
WR	Cory Parks (NU)	DL	George Peterson (UNH)
TE	Jonathan Williams (UNH)	LB	Mondoe Davis (UD)
OL	Dustin Bayer (URI)	LB	Liam Ezekiel (NU)
OL	Adam Bourget (NU)	LB	Brian Hulea (VU)
OL	Trip DelCampo (UD)	LB	Kwynn Walton (JMU)
OL	Rob Kane (UMass)	DB	Sidney Haugabrook (UD)
OL	Ben Lazarski (UM)	DB	Shannon James (UMass)
OL	Matt Magerko (JMU)	DB	Tony LeZotte (JMU)
PK	Greg Kuehn (WM)	DB	Brandon McGowan (UM)
KR	Arel Gordon (UM)	DB	P.D. Moore (TU)
KR	Sidney Haugabrook (UD)	P	Mike Mellow (UM)
PR	Sidney Haugabrook (UD)		

Second Team

QB	Ricky Santos (UNH)	DL	James Abosi (NU)
RB	Terry Butler (VU)	DL	Clifton Coker (UR)
RB	Jason Ham (URI)	DL	Adam O'Connor (WM)
WR	Devale Ellis (HOF)	DL	Terence Taylor (VU)

WR	Dominique Thompson (WM)	LB	Teddy Gibbons (URI)
TE	Josh Radulski (UM)	LB	Trey Townsend (JMU)
OL	Willie Colon (HOF)	LB	Gian Villante (HOF)
OL	Christian Leibl-Cote (UNH)	LB	Jermaine Walker (UM)
OL	Cody Morris (WM)	DB	Tracy Belton (UMass)
OL	Pat O'Brien (HOF)	DB	Stephen Cason (WM)
OL	Mike Roseborough (NU)	DB	Rodney McCarter (JMU)
PK	Chris Onorato (HOF)	DB	Gavin Potter (NU)
KR	David Bailey (UNH)	DB	Cortez Thompson (JMU)
PR	Cortez Thompson (JMU)	P	Christian Koegel (UMass)

Third Team

QB	Shawn Brady (NU)	DL	Frank Cobbs (JMU)
RB	David Freeman (UR)	DL	Mike Collier (TU)
RB	Jon Smith (WM)	DL	Daniel Garay (HOF)
WR	David Boler (UD)	DL	Keron Williams (UMass)
WR	J.J. Outlaw (VU)	LB	Adam Goloboski (UR)
WR	Christian Pereira (UM)	LB	Lance Gray (UR)
TE	Tom Ridley (JMU)	LB	Cole Haley (HOF)
OL	Jermon Bushrod (TU)	LB	Chris Ndubueze (WM)
OL	Tim Carignan (UNH)	DB	Corey Graham (UNH)
OL	Ryan Gibbons (NU)	DB	Allante Harrison (TU)
OL	Mike LeConte (UM)	DB	Jeremy Morgan (VU)
OL	Brandon Wenz (URI)	DB	Aaron Thomas (UNH)
PK	David Rabil (JMU)	P	Mike Mesi (WM)
KR	Will Marcus (TU)		
PR	David Bailey (UNH)		

2003

First Team

QB	Andy Hall (UD)	DL	Darrell Adams (VU)
RB	Tim Gale (NU)	DL	Valdamar Brower (UM)
RB	Marcus Williams (UM)	DL	Shawn Johnson (UD)
WR	Rich Musinski (WM)	DL	Jerame Southern (JMU)
WR	J.J. Outlaw (VU)	LB	Jeremy Cain (UM)
TE	Matt Chila (VU)	LB	Liam Ezekiel (NU)
OL	Adam Bourget (NU)	LB	Brian Hulea (VU)
OL	Mike Finn (VU)	LB	Renauld Williams (HOF)
OL	Jason Nerys (UD)	DB	Anton McKenzie (UMass)
OL	Pete Richardson (UM)	DB	Anthony Nolen (NU)
OL	Joe Wilson (UR)	DB	Billy Parker (WM)
PK	Shane Laisle (URI)	DB	Raymond Ventrone (VU)
RS	Wendall Williams (URI)	P	Nick Englehart (JMU)

Second Team

QB	Jeff Krohn (UMass)	DL	James Abosi (NU)
RB	Steve Baylark (UMass)	DL	Jamil Butler (VU)
RB	Germaine Bennett (UD)	DL	Dennis Dottin-Carter (UM)
WR	Ricky Bryant (HOF)	DL	Chris Mooney (UD)
WR	Jason Peebler (UMass)	DL	George Peterson (UNH)
TE	Dante Fusco (UM)	LB	Paul Carpenter (WM)
OL	Brian Barbato (UNH)	LB	Mondoe Davis (UD)
OL	Dustin Bayer (URI)	LB	Mark Kimener (UMass)
OL	Rob Kane (UMass)	LB	Dennard Melton (JMU)
OL	Mike LeConte (UM)	LB	Chris Robinson (UNH)
OL	Steve Stocki (WM)	DB	Marques Bobo (WM)
PK	Miro Kestic (NU)	DB	Clarence Curry (VU)
PK	Greg Kuehn (WM)	DB	Sidney Haugabrook (UD)
RS	David Bailey (UNH)	DB	Brandon McGowan (UM)
		P	Tyler Grogan (NU)

Third Team

QB	Lang Campbell (WM)	DL	Colin Christopher (UMass)
QB	Mike Granieri (UNH)	DL	Dan Joslyn (UM)
RB	Terry Butler (VU)	DL	Pat Pa'u (UM)
RB	Jason Ham (URI)	DL	Terence Taylor (VU)
WR	Cory Parks (NU)	LB	Teddy Gibbons (URI)
WR	Christian Pereira (UM)	LB	Fred Lazo (UM)
TE	Rick Lavelle (UD)	LB	Travis McLaurin (WM)
OL	Trip DelCampo (UD)	LB	Mike Ziccardi (UMass)
OL	Ryan Gibbons (NU)	DB	Mike Adams (UD)
OL	Jon Hart (UNH)	DB	Shannon James (UMass)
OL	Edgar Puzio (URI)	DB	Jeremiah Mason (NU)
OL	Jason Saks (VU)	DB	Rodney McCarter (JMU)

CAA Football All-Conference Teams

PK Brad Shushman (UD) P Mike Mesi (WM)
 RS Moe Gibson (VU)

2002

First Team

QB Brett Gordon (VU) DL Steve Anzalone (NU)
 RB Tim Gale (NU) DL Steve Boyer (UR)
 RB Stephan Lewis (UNH) DL Dennis Dottin-Carter (UM)
 WR Rich Musinski (WM) DL Joe Minucci (UD)
 WR Adrian Zullo (UMass) DL Jerame Southern (JMU)
 TE Matt Chila (VU) LB Stephen Cooper (UM)
 OL Dwight Beard (WM) LB Liam Ezekiel (NU)
 OL Mike Brigandi (HOF) LB Dan Mulhern (UD)
 OL John McDonald (NU) LB Mark Thompson (UR)
 OL Maikel Miret (UM) LB Renauld Williams (HOF)
 OL Joe Wilson (UR) DB David Cusano (UM)
 PK Miro Kesic (NU) DB Billy Parker (WM)
 PK Shane Laisle (URI) DB Ramon Richeson (UR)
 RS Mike Connelly (JMU) DB Art Smith (NU)
 DB Ricardo Walker (UD) P David Sanger (UMass)

Second Team

QB Dave Corley, Jr. (WM) DL Valdamar Brower (UMass)
 RB R.J. Cobbs (UMass) DL Brendan Curry (UM)
 RB Marcus Williams (UM) DL Marc Hayes (URI)
 WR Boyd Ouden (UR) DL Richard Hicks (JMU)
 WR Brian White (VU) LB Adrian Archie (UR)
 TE Corey Paxton (WM) LB Jeremy Cain (UMass)
 OL Matt Hammond (UM) LB Adam Walter (NU)
 OL Jason Nerys (UD) LB Mohammed Yousofi (WM)
 OL Tom Olivo (NU) DB Kurt Abrams (NU)
 OL Pete Richardson (UM) DB Sidney Haugabrook (UD)
 OL Leon Steinfeld (JMU) DB Robert Thomas (HOF)
 PK Greg Kuehn (WM) DB Czar Wiley (UNH)
 RS Wendall Williams (URI) P Shane Laisle (URI)

Third Team

QB Jake Eaton (UM) DL Shaun Kinsley (HOF)
 RB Rondell Bradley (JMU) DL Shaka Martin (URI)
 RB Jon Smith (WM) DL Terence Taylor (VU)
 WR Ricky Bryant (HOF) DL Marcus Washington (WM)
 WR Alan Harrison (JMU) LB Paul Carpenter (WM)
 TE Rick Lavelle (UD) LB Brian Hulea (VU)
 OL Brian Barbato (UNH) LB Dennard Melton (JMU)
 OL Adam Bourget (NU) LB Jamison Young (VU)
 OL Mike Finn (VU) DB Marques Bobo (WM)
 OL Ray Loffredo (WM) DB Gary Johnson (VU)
 OL Sean McCarthy (VU) DB Anton McKenzie (UMass)
 PK Doug White (UMass) DB Justin Ruffin (JMU)
 RS Ricardo Walker (UD) P Ryan Bleiler (UD)

2001

First Team

QB Rocky Butler (HOF) DL Valdamar Brower (UMass)
 RB Brian Westbrook (VU) DL Ryan Fletcher (HOF)
 RB L.J. McKanas (NU) DL Josh Spraker (UR)
 WR Rich Musinski (WM) DL Jonathan Wilfong (UR)
 WR Kahmal Roy (HOF) LB Stephen Cooper (UM)
 TE Chad Hayes (UM) LB Derrick Lloyd (JMU)
 OL Eamonn Allen (VU) LB Dan Mulhern (UD)
 OL Jason Ball (UNH) LB Derick Pack (JMU)
 OL Dwight Beard (WM) DB T.J. Hill (NU)
 OL Mike Brigandi (HOF) DB Jeremy Robinson (UMass)
 OL Dan Zorger (HOF) DB Doug Shanahan (HOF)
 PK Casey Hannon (VU) DB Lance Small (URI)
 RS Lennard Byrd (UM) P David Sanger (UM)

Second Team

QB Dave Corley, Jr. (WM) DL Steve Anzalone (NU)
 RB Royston English (UM) DL Marc Hayes (URI)
 RB Stephan Lewis (UNH) DL Kwesi Solomon (VU)
 WR Charlie Adams (HOF) DL Chris Stahl (WM)
 WR Jamin Elliott (UD) LB Todd DeLamielleure (HOF)
 TE Matt Chila (VU) LB Darrell Edmonds (UD)

OL John Ahern (UD) LB Marty Magerko (WM)
 OL Jim Bode (NU) LB Paul Picciotti (URI)
 OL Ken Farrar (UR) DB Chad Blackstock (UR)
 OL Rich Holzer (HOF) DB Jason Hill (UR)
 OL Shane Vergari (URI) DB Art Smith (NU)
 K Mike Nagelin (WM) DB Chuck Wesley (URI)
 RS Rich Musinski (WM) P Chris Steiner (UD)

Third Team

QB Brett Gordon (VU) DL Femi Ayi (UD)
 RB Trevor Dimmie (HOF) DL Brendan Curry (UM)
 RB David Jamison (URI) DL Richard Hicks (JMU)
 WR Stefan Gomes (UM) DL Chad Richards (WM)
 WR Murle Sango (VU) LB Adrian Archie (UR)
 TE Brandon Johnson (WM) LB Liam Ezekiel (NU)
 OL Zack Magliaro (UM) LB Mark Thompson (UR)
 OL David Pustylnik (UR) LB Jamison Young (VU)
 OL Rob Richardson (VU) DB Marques Bobo (WM)
 OL Scott Thompkins (WM) DB David Cusano (UM)
 OL Joe Wilson (UR) DB Sidney Haugabrook (UD)
 K Burke George (JMU) DB Ricardo Walker (UD)
 RS Lance Small (URI) P Chris Birch (VU)

2000

First Team

QB Matt Nagy (UD) DL Mike Cecere (UD)
 RB Brian Westbrook (VU) DL Chris Morant (JMU)
 RB Marcel Shipp (UMass) DL Josh Spraker (UR)
 WR Jamin Elliott (UD) DL Raheem Walker (WM)
 WR Dave Klemic (NU) LB Kole Ayi (UMass)
 TE Chad Hayes (UM) LB Brett Bashaw (UNH)
 OL Eric Beatty (UR) LB Brian McKenna (UD)
 OL Jeff Fiss (UD) LB Derick Pack (JMU)
 OL Jason Inskeep (JMU) DB Ron Atkins (JMU)
 OL Matt Mazefsky (WM) DB T. J. Hill (NU)
 OL Chris Phipps (UD) DB Jeremy Robinson (UMass)
 RS Brian Westbrook (VU) DB Brian Smith (UMass)
 PK Brett Sterba (WM) P Todd Jagoutz (UM)

Second Team

QB Brett Gordon (VU) DL Femi Ayi (UD)
 RB Craig Cummings (UD) DL Ulrick Edmonds (JMU)
 RB Stephan Lewis (UNH) DL Chris Stahl (WM)
 WR Chris Rosier (WM) DL Fearon Wright (URI)
 WR Dwayne Wilmot (UM) LB Todd Greineder (WM)
 TE Michael Millard (UR) LB Mac Janney (UR)
 OL Jason Ball (UNH) LB Derrick Lloyd (JMU)
 OL Stan Bennett (VU) LB Dan Mulhern (UD)
 OL Joe Frawley (UMass) DB Jimmy Cerminaro (WM)
 OL Ryan Ward (UNH) DB Mark Coates (JMU)
 OL Al Willis (UNH) DB Mike Furline (UD)
 RS Delvin Joyce (JMU) DB Lance Small (URI)
 PK Scott Collins (UD) P Chris Steiner (UD)

Third Team

QB Dave Corley, Jr. (WM) DL Marc Hayes (URI)
 RB David Jamison (URI) DL David Lewandoski (UR)
 RB TyRonne Turner (UR) DL Dan Schneider (UM)
 WR Phil McGeoghan (UM) DL Kwesi Solomon (VU)
 WR Kamau Peterson (UNH) LB Darrell Edmonds (UD)
 TE Greg Penecale (UD) LB Mark Thompson (UR)
 OL John Ahern (UD) LB Mohammed Yousofi (WM)
 OL Jeff Dodge (UD) LB Paul Picciotti (URI)
 OL Murray Douglas (JMU) DB Chad Blackstock (UR)
 OL Ken Farrar (UR) DB Harold Hill (UR)
 OL Kyle Porter (NU) DB Eric Mitchell (UNH)
 RS Brett Veach (UD) DB Marc Zlotek (URI)
 PK Todd Jagoutz (UM) P Chris Birch (VU)

1999

First Team

QB Chris Boden (VU) DL Mike Cecere (UD)
 RB Curtis Keaton (JMU) DL Chris Morant (JMU)
 RB Marcel Shipp (UMass) DL Jojo Oliphant (UM)

5 NATIONAL CHAMPIONS

9 NATIONAL CHAMPIONSHIP GAME APPEARANCES

18 NATIONAL SEMIFINALISTS

18 NATIONAL AWARD WINNERS

CAA Football All-Conference Teams

18 NATIONAL AWARD WINNERS

18 NATIONAL SEMIFINALISTS

9 NATIONAL CHAMPIONSHIP GAME APPEARANCES

5 NATIONAL CHAMPIONS

WR Murle Sango (VU)
 WR Adrian Zullo (UMass)
 TE Sean Higgins (UMass)
 OL Eric Beatty (UR)
 OL Jeff Hayes (UNH)
 OL Ryan Knight (VU)
 OL Dee Shropshire (JMU)
 OL Jim Stull (UD)
 RS Delvin Joyce (JMU)
 PK Brett Sterba (WM)

Second Team

QB Todd Bankhead (UMass)
 RB Dan Curran (UNH)
 RB Butter Pressey (UD)
 WR Dave Conklin (WM)
 WR J. Washington (UNH)
 TE Joe Kavanaugh (VU)
 OL Stan Bennett (VU)
 OL Jeff Fiss (UD)
 OL Jason Inskip (JMU)
 OL Chris Morris (WM)
 OL Mike Wynne (UMass)
 RS Jordan Younger (UC)
 PK Casey Hannon (VU)

Third Team

QB Jimmie Miles (UR)
 RB Ducarmel Augustin (VU)
 RB Dan Krieder (UNH)
 WR Dave Klemic (NU)
 WR Muneer Moore (UR)
 TE Matt Davis (UR)
 OL Bert Horsley (UR)
 OL Matt Mazefsky (WM)
 OL Rob Milani (URI)
 OL Chris Phipps (UD)
 OL Ryan Ward (UNH)
 RS Lennard Byrd (UM)
 PK Mike Glover (JMU)

First Team

QB Mike Cook (WM)
 RB Jerry Azumah (UNH)
 RB Marcel Shipp (UMass)
 WR Eddie Conti (UD)
 WR Brian Westbrook (VU)
 TE Kerry Taylor (UMass)
 OL Brian Cook (UD)
 OL Walter Jones (UNH)
 OL Eric King (UR)
 OL Pat Sheehan (UM)
 OL Greg Whirley, Jr. (WM)
 RS Brian Westbrook (VU)
 PK Matt Walker (URI)

Second Team

QB Todd Bankhead (UMass)
 RB James Jenkins (URI)
 RB Curtis Keaton (JMU)
 WR Dave Klemic (NU)
 WR Jimmy Moore (UMass)
 TE Mike Leach (WM)
 OL Dennis Callaghan (UC)
 OL Joe Douglas (UR)
 OL Deyate Hagood (UMass)
 OL Ryan Knight (VU)
 OL Greg Krause (UNH)
 RS Eddie Conti (UD)
 PK Casey Hannon (VU)

Third Team

QB Matt Nagy (UD)
 RB Hameen Ali (WM)

DL Kwesi Solomon (VU)
 LB Kole Ayi (UMass)
 LB Mike Luckie (JMU)
 LB Brian McKenna (UD)
 LB Derick Pack (JMU)
 DB Ron Atkins (JMU)
 DB Aaron Dashiell (UM)
 DB Jeremy Robinson (UMass)
 DB Jerard White (UMass)
 P Mike Leach (WM)

DL Chad Cook (UC)
 DL Aaron Parker (UMass)
 DL Jason Parmer (JMU)
 DL Justin Solomon (WM)
 LB Matt Dawson (UMass)
 LB Zach Falconer (NU)
 LB Paris Lenon (UR)
 LB Shaun Lyons (VU)
 DB Mike Beverly (WM)
 DB Hezekiah Lewis (VU)
 DB Khari Reynolds (WM)
 DB Lance Small (URI)
 P Mike Morelli (UC)

1998

DL Matt Crispino (UNH)
 DL Frank Ferrara (URI)
 DL Marc Megna (UR)
 DL Raheem Walker (WM)
 LB Steve Kives (NU)
 LB Paris Lenon (UR)
 LB Khari Samuel (UMass)
 LB Miguel Viera (URI)
 DB Tony Booth (JMU)
 DB Aaron Dashiell (UM)
 DB Andre Dixon (NU)
 DB Winston October (UR)
 P Mike Leach (WM)

DL Chris Machovina (VU)
 DL Jojo Oliphant (UM)
 DL Jason Tenner (VU)
 DL Doug Tillberg (NU)
 LB Kole Ayi (UMass)
 LB Zach Falconer (NU)
 LB Brian McKenna (UD)
 LB Lamont Watson (UD)
 DB Chris Anderson (UR)
 DB Ron Iannotti (URI)
 DB Hezekiah Lewis (VU)
 DB Jordan Younger (UC)
 P Chris Wright (JMU)

DL Mike Cecere (UD)
 DL Chris Morant (JMU)

RB Jasper Pendergrass (UR)
 WR Carl Bond (UC)
 WR Drew O'Connor (UM)
 TE Jeff Tripp (UNH)
 OL Eric Beatty (UR)
 OL Keith Cregan (UD)
 OL Jeff Hayes (UNH)
 OL Seth Huber (NU)
 OL Sean Reid (WM)
 RS Darrick Brown (UM)
 PK Brett Sterba (WM)

First Team

QB Chris Boden (VU)
 RB Jerry Azumah (UNH)
 RB Roger Harriott (BU)
 WR Courtney Batts (UD)
 WR Brian Finneran (VU)
 TE Rahmaan Streater (UR)
 OL TaVarr Closs (UC)
 OL Pat Downey (UNH)
 OL Travis Raitt (BU)
 OL Dan Rossetini (WM)
 OL Mike White (UNH)
 RS Delvin Joyce (JMU)
 PK Brian Shallcross (WM)

Second Team

QB Jim Murphy (NU)
 RB Dave Edmundson (NU)
 RB Alvin Porch (WM)
 WR Carl Bond (UC)
 WR Rameek Wright (UM)
 TE Kerry Taylor (UMass)
 OL Brian Cook (UD)
 OL Mike Flanigan (UD)
 OL George Freiburger (VU)
 OL Pat Sheehan (UM)
 OL Greg Whirley, Jr. (WM)
 RS Courtney Batts (UD)
 PK Mark Kiefer (VU)

Third Team

QB Mickey Fein (UM)
 RB James Jenkins (URI)
 RB Recolon Jump (UC)
 WR Josh Dolbin (VU)
 WR David Smith (NU)
 TE Jeff Tripp (UNH)
 OL Seth Huber (NU)
 OL Walter Jones (UNH)
 OL Ryan Knight (VU)
 OL Nelson Martinez (URI)
 OL Mitch McCrimmon (VU)
 RS Darrick Brown (UM)
 PK Nelson Garner (JMU)

First Team

QB Mike Cook (WM)
 RB Jerry Azumah (UNH)
 RB Alvin Porch (WM)
 WR Macey Brooks (JMU)
 WR Brian Finneran (VU)
 TE Ed Perry (JMU)
 OL Josh Beyer (WM)
 OL TaVarr Closs (UC)
 OL Jerome Daniels (NU)
 OL Mike Flynn (UM)
 OL Chris Kumpon (UD)
 RS Jay Jones (JMU)
 PK Mark Kiefer (VU)

DL Khalid Riley (UC)
 DL Bryan Soltes (UD)
 LB Brian Hayden (NU)
 LB Mac Janney (UR)
 LB Shaun Lyons (VU)
 LB Brett Naccara (UM)
 DB Jeff DeLucia (UC)
 DB Dale Koscielski (UD)
 DB Eric Lewis (UM)
 DB Wade Rowcliffe (UNH)
 P Andrew Macclay (UMass)

1997

DL Luke Cullinane (WM)
 DL Marc Megna (UR)
 DL Lloyd Nugent (NU)
 DL Jason Tenner (VU)
 LB Shawn Barber (UR)
 LB Steve Kives (NU)
 LB Brian Smith (UD)
 LB Jude Waddy (WM)
 DB Tony Booth (JMU)
 DB Derek Carter (UM)
 DB Dorrell Green (UD)
 DB Ron Harrison (WM)
 P Brad Costello (BU)

Second Team

DL Pete Coyne (WM)
 DL Matt Crispino (UNH)
 DL Rob Hyman (UD)
 DL Steve Quander (UR)
 LB Ralph D'Angelo (UD)
 LB Zach Falconer (NU)
 LB Khari Samuel (UMass)
 LB Miguel Viera (URI)
 DB Andre Dixon (NU)
 DB Lamont Neal (UR)
 DB Winston October (UR)
 DB Leroy Robinson (NU)
 P Nelson Garner (JMU)

DL Mike Cecere (UD)
 DL Richard Clough (UNH)
 DL LaJohn Jones (URI)
 DL Chris Machovina (VU)
 LB Denis Hulme (UD)
 LB Brad Keatley (UC)
 LB Shaun Lyons (VU)
 LB Lateef O'Connor (UM)
 DB Chris Anderson (UR)
 DB Kendrick Ashton, Jr. (WM)
 DB Sean McDermott (WM)
 DB Shannon Riley (VU)
 P Jason Christopher (URI)

1996

DL Mike Bertoni (WM)
 DL Art Blanchard (UR)
 DL Luke Cullinane (WM)
 DL Mark Hondru (UD)
 LB Shawn Barber (UR)
 LB Romande Carter (UNH)
 LB Justin Riemer (UMass)
 LB Brian Smith (UD)
 DB Kenny Bailey (UD)
 DB Dorrell Green (UD)
 DB Lamont Neal (UR)
 DB Darren Sharper (WM)
 P Brad Costello (BU)

CAA Football All-Conference Teams

Second Team

QB	Clint Park (VU)	DL	Frank Ferrara (URI)
RB	Bob Jameson (UM)	DL	Brian Giamo (WM)
RB	James Jenkins (URI)	DL	Marc Megna (UR)
WR	Eddie Conti (UD)	DL	Todd Williamson (UM)
WR	Rameek Wright (UM)	LB	Steve Kives (NU)
TE	Anthony McKinney (UC)	LB	Mike McGowan (WM)
OL	Jon Cole (UNH)	LB	Stefon Moody (WM)
OL	Dan Markowski (UMass)	LB	Jude Waddy (WM)
OL	Matt McKnight (VU)	DB	Derek Carter (UM)
OL	Dan Rossetini (WM)	DB	Deon Jackson (VU)
OL	Tim Stone (UNH)	DB	David Lee (JMU)
RS	Calvin Jones (UNH)	DB	Leroy Robinson (NU)
PK	John Coursey (JMU)	P	Nelson Garner (JMU)

Third Team

QB	Chris Bresnahan (UNH)	DL	Peter Coyne (WM)
RB	Jeff Reale (NU)	DL	Steve Quander (UR)
RB	Minoso Rodgers (UR)	DL	James Rushton (UNH)
WR	Jay Jones (JMU)	DL	Will Santi (URI)
WR	Dak Newton (UC)	LB	Peter Christopher (UNH)
TE	Erik Henry (UMass)	LB	Curtis Dunaway (VU)
OL	Matt Alegi (UMass)	LB	Khari Samuel (UMass)
OL	Jim Bailey (NU)	LB	Keith Thomas (BU)
OL	Baran Johnson (UC)	DB	Kory Blackwell (UMass)
OL	Chris Okano (VU)	DB	Winston October (UR)
OL	Mark Shalala (UMass)	DB	Shannon Riley (VU)
RS	Eddie Conti (UD)	DB	John Stein (JMU)
PK	Chris Binder (UM)	P	Mike White (UR)

1995

First Team

QB	Leo Hamlett (UD)	DL	Lou D'Agostino (URI)
RB	Derek Fitzgerald (WM)	DL	Mike Foley (UNH)
RB	Rene Ingoglia (UMass)	DL	Ray Lyons (UNH)
WR	Bobby Apgar (URI)	DL	Brian Smith (URI)
WR	Ed Mantie (BU)	LB	Ralph D'Angelo (UD)
TE	Ed Perry (JMU)	LB	Bryan Leibrand (UR)
OL	Steve Archibald (UD)	LB	Jason Miller (WM)
OL	Josh Beyer (WM)	LB	Justin Riemer (UMass)
OL	Steve Stinson (UM)	DB	Curtis Dunaway (VU)
OL	Shannon Trostle (UD)	DB	Dorrell Green (UD)
OL	Pat Walsh (UC)	DB	Breon Parker (UMass)
RS	Cy Butler (URI)	DB	Darren Sharper (WM)
PK	John Coursey (JMU)	P	Andre Seoldo (NU)

Second Team

QB	Mike Cawley (JMU)	DL	Art Blanchard (UR)
RB	Andre Pam (UM)	DL	Matt Crispino (UNH)
RB	Tory Taylor (UC)	DL	Mark Hondru (UD)
WR	Courtney Batts (UD)	DL	Jim Simpkins (WM)
WR	Jay Jones (JMU)	LB	Jared Elwell (URI)
TE	Jeff Tamulski (UNH)	LB	Larry McSeed (UD)
OL	Matt Alegi (UMass)	LB	Stefon Moody (WM)
OL	Chris Bourdon (UNH)	LB	Reggie Thornton (NU)
OL	Dan Markowski (UMass)	DB	Kenny Bailey (UD)
OL	Brent Secrist (JMU)	DB	Derek Carter (UM)
OL	Charlie White (WM)	DB	Rob McCoy (UNH)
RS	Eddie Conti (UD)	DB	Quincy Waller (JMU)
PK	David DeArmas (UC)	P	David DeArmas (UC)

Third Team

QB	Chris Hixson (URI)	DL	Pete Coyne (WM)
RB	Frank Alessio (UMass)	DL	Brian Gleason (UC)
RB	Troy Keen (WM)	DL	Lamont Gooding (JMU)
WR	Cy Butler (URI)	DL	Mike Howard (JMU)
WR	Terry Hammons (WM)	LB	Alonzo Bowler (JMU)
TE	Anthony McKinney (UC)	LB	A.J. Burawski (VU)
OL	David Bailey (JMU)	LB	Lajhon Jones (URI)
OL	TaVarr Closs (UC)	LB	Jude Waddy (WM)
OL	Jerome Daniels (NU)	DB	Mark Hopkins (NU)
OL	Pat Downey (UNH)	DB	Monte Nowden (UC)
OL	Mike Flynn (UM)	DB	Winston October (UR)
RS	Mark McCain (WM)	DB	Chris Orlando (URI)

PK Brian Shallcross (WM)

P Nelson Garner (JMU)

1994

First Team

QB	Robert Dougherty (BU)	DL	Ben Albert (UMass)
RB	Daryl Brown (UD)	DL	Brian Corcoran (UMass)
RB	Rene Ingoglia (UMass)	DL	Joe Fleming (UNH)
TE	Ed Perry (JMU)	DL	Mike Foley (UNH)
WR	Bobby Apgar (URI)	LB	Warren Armes (UNH)
WR	Carnell Henderson (BU)	LB	David Atwood (NU)
OL	Sherrard Joseph (UC)	LB	Tyrone Frazier (VU)
OL	Andre Maksimow (BU)	LB	Paul Zenkert (UC)
OL	Mike Pedone (BU)	DB	Jim Concannon (UNH)
OL	Jose Ramirez (VU)	DB	Chris Helon (BU)
OL	Joe Sabella (UMass)	DB	John May (BU)
RS	Dwight Robinson (JMU)	DB	Darren Sharper (WM)
PK	John Coursey (JMU)	P	David DeArmas (UC)

Second Team

QB	Shawn Knight (WM)	DL	Art Blanchard (UR)
RB	Troy Keen (WM)	DL	Lou D'Agostino (URI)
RB	Avrom Smith (UNH)	DL	John Schaefer (BU)
WR	Brian Finneran (VU)	DL	Tyrone Washington (JMU)
WR	Mike Tomlin (WM)	LB	Greg Applewhite (WM)
TE	Rob Higbee (UD)	LB	Andrew Brennan (BU)
OL	Josh Beyer (WM)	LB	Andy Cobaugh (VU)
OL	Chris Bourdon (UNH)	LB	Ray Geoffroy (UR)
OL	Tim Foley (BU)	DB	Maurice Glenn (UR)
OL	Matt Gibby (UNH)	DB	Breon Parker (UMass)
OL	Steve Stinson (UM)	DB	Dwight Robinson (JMU)
RS	Calvin Jones (UNH)	DB	Tony Williams (UMass)
PK	Skip Thomas (URI)	P	Bobby St. Pierre (UR)

Third Team

QB	Mike Cawley (JMU)	DL	Chris Curtis (VU)
RB	Kelvin Jeter (JMU)	DL	Marcus Cuttino (JMU)
RB	Uly Scott (UR)	DL	Pat Mulhern (UD)
WR	Macey Brooks (JMU)	DL	Julius Williams (JMU)
WR	Cy Butler (URI)	LB	Clint Dunn (JMU)
TE	Jeff Tamulski (UNH)	LB	Ako Stafford (UM)
OL	David Bailey (JMU)	LB	Jude Waddy (WM)
OL	Keith Novak (UNH)	LB	Roger Kotlarz (UMass)
OL	Brent Secrist (JMU)	DB	Rob McCoy (UNH)
OL	Matt Smith (UD)	DB	Greg Mikell (UM)
OL	Shannon Trostle (UD)	DB	Pablo Rodriguez (BU)
RS	John May (BU)	DB	Jason Seapker (NU)
PK	David DeArmas (UC)	P	Frank Venezia (VU)

1993

First Team

QB	Robert Dougherty (BU)	DL	Brian Corcoran (UMass)
RB	Wilbur Gilliard (UC)	DL	Matt Joyce (UR)
RB	Daryl Brown (UD)	DL	Matt Morrill (UD)
WR	David Gamble (UNH)	DL	Craig Staub (WM)
WR	David McLeod (JMU)	LB	Scott Assencoa (UMass)
TE	Tom Bachonski (UC)	LB	Paul Duckworth (UC)
OL	Bill Durkin (UMass)	LB	Marc Fauci (BU)
OL	Phil Hallard (UMass)	LB	Mario Perry (UMass)
OL	Andy LeBlanc (UMass)	DB	Jim Concannon (UNH)
OL	Wally Vale (WM)	DB	Maurice Glenn (UR)
OL	Tom Walters (WM)	DB	Chris Helon (BU)
RS	Dwight Robinson (JMU)	DB	Matt Rajotte (UMass)
PK	Skip Thomas (URI)	P	Chris Dawson (WM)

Second Team

QB	Shawn Knight (WM)	DL	Silas Burke (UMass)
RB	Derek Fitzgerald (WM)	DL	Mike Foley (UNH)
RB	Rene Ingoglia (UMass)	DL	Dion Foxx (JMU)
WR	Carnell Henderson (BU)	DL	Malik Moody (JMU)
WR	Corey Ludwig (WM)	LB	Greg Applewhite (WM)
TE	Price Williams (UR)	LB	Bruce Bourgoin (UC)
OL	Sherrard Joseph (UC)	LB	Ross Fichthorn (UM)
OL	Bill Lacey (VU)	LB	Jemal Murph (UM)
OL	Andre Maksimow (BU)	DB	Scott Acker (UD)

5 NATIONAL CHAMPIONS

9 NATIONAL CHAMPIONSHIP GAME APPEARANCES

18 NATIONAL SEMIFINALISTS

18 NATIONAL AWARD WINNERS

CAA Football All-Conference Teams

18 NATIONAL AWARD WINNERS

18 NATIONAL SEMIFINALISTS

9 NATIONAL CHAMPIONSHIP GAME APPEARANCES

5 NATIONAL CHAMPIONS

OL Greg Peden (UD)
OL Matt Wildes (UD)
RS Rod Boothes (UR)
PK Eric Oke (UMass)

DB Bob Jordan (UNH)
DB Breon Parker (UMass)
DB John May (BU)
DB Mark Salisbury (NU)
P Bill Hoffmann (VU)

1992

First Team

QB Greg Lilly (UR)
RB Uly Scott (UR)
RB Ben Sirmans (UM)
WR Rod Boothes (UR)
WR Alex Davis (UC)
TE Darren Rizzi (URI)
OG Bill Durkin (UMass)
OG Randy Crane (VU)
OT Bill Lacey (VU)
OT Dan Jones (UM)
C Matt O'Neill (UNH)
PK Bill Hoffman (VU)

DL Mark Hrubar (UD)
DL Matt Morrill (UD)
DL Tim Matas (VU)
DL Chris Grychowski (VU)
LB Mario Perry (UMass)
LB Dwayne Gordon (UNH)
LB Eric Johnson (UR)
LB Curtis Eller (VU)
DB Warren McIntire (UD)
DB Don Caparotti (UMass)
DB Mark Chapman (UC)
DB Greg Lewis (UNH)
P Chris Schrock (BU)

Second Team

QB Bill Vergantino (UD)
RB Daryl Brown (UD)
RB Barry Bourassa (UNH)
WR John Perry (UNH)
WR Sterling Brown (UR)
TE Brian Kozlowski (UC)
OG Geoff Hannan (UD)
OG Phil Hallard (UMass)
OT Jason Goldberg (BU)
OT Matt Wildes (UD)
OT Scott Wenk (UR)
C Tim Tarpey (VU)
PK Steve Leo (UD)

DL Robert Belcuore (UC)
DL Brian Corcoran (UMass)
DL Matt Joyce (UR)
LB Mike Bandish (UD)
LB Pat Mulhern (UD)
LB Scot Assencoa (UMass)
LB Andy Cobaugh (VU)
DB Tim Jacobs (UD)
DB Bob Jordan (UNH)
DB Maurice Glenn (UR)
DB Matt Smith (VU)
P Todd Barton (UR)

1991

First Team

QB Bill Vergantino (UD)
RB Jerome Bledsoe (UMass)
RB Barry Bourassa (UNH)
WR Mark Didio (UC)
WR John Perry (UNH)
TE Scott Donald (VU)
OT Kai Dietiker (UMass)
OT Chris Porter (UNH)
OT Bill Lacey (VU)
OG Mark Schneible (UNH)
OG Randy Crane (VU)
C Curt Chastain (UD)
C Tim Tarpey (VU)
PK Mark Drozic (UD)

DL Mark Hrubar (UD)
DL Geoff Aleva (UNH)
DL Willie Oshodin (VU)
DL Rich Kane (UMass)
LB Matt Tulley (UMass)
LB Dwayne Sabb (UNH)
LB Eric Johnson (UR)
LB Curtis Eller (VU)
DB Warren McIntire (UD)
DB Don Caparotti (UMass)
DB Kevin Long (VU)
DB Barry Alvis (VU)
P Gene Vadas (UD)

Second Team

QB Tom Colombo (VU)
RB Jay Hillman (BU)
RB Pat Kennedy (VU)
WR Alex Davis (UC)
WR Keita Malloy (UD)
TE Ron Villone (UMass)
OG Mike Schoenleber (UD)
OG Rich Anderson (UD)
OG Phil Hallard (UMass)
OT Nick Mancuso (UC)
OT Mark Toback (UD)
PK Chris Cassara (URI)

DL Scott Griemsmann (UD)
DL Doug Ruggles (UNH)
DL Chris Grychowski (VU)
LB Bob Wolford (UD)
LB Tim Irvine (UD)
LB Dwayne Gordon (UNH)
LB Andy Cobaugh (VU)
DB Tim Jacobs (UD)
DB Gregg Lewis (UNH)
DB Nate Bryan (UNH)
DB Orin Solomon (VU)
P Chris Cassara (URI)

1990

First Team

QB Matt DeGennaro (UC)
RB Barry Bourassa (UNH)
RB Carl Smith (UM)

DL Geoff Aleva (UNH)
DL Rich Kane (UMass)
DL John Klumbach (URI)

WR Darren Altieri (BU)
WR Mark Didio (UC)
TE Ron Villone (UMass)
OT Kai Dietiker (UMass)
OT Tom Bockius (UD)
OT Rich Cavanaugh (UMass)
OG Anthony Guidice (UMass)
OG Rob Noble (UM)
C Jay Gabbe (UMass)
PK Jeff Mottola (UM)

Second Team

QB Stan Greene (BU)
RB Jay Hillman (BU)
RB Daryl Brantley (UD)
RB John Johnson (UM)
WR Alex Davis (UC)
WR Chris Pierce (URI)
TE Brian Kozlowski (UC)
OT Nick Mancuso (UC)
OG Paul Mayberry (UMass)
OG Tom Rogers (UM)
C Dave DeGuglielmo (BU)
PK Rob Courter (UR)

LB Curtis Eller (VU)
LB Mario Perry (UMass)
LB Dwayne Sabb (UNH)
LB Matt Tulley (UMass)
DB Claude Pettaway (UM)
DB James Smith (UR)
DB Kevin Smith (URI)
DB Jamal Williamson (UM)
P Gene Vadas (UD)

DL Rich Heffernan (URI)
DL Mike Rembish (UC)
DL Doug Ruggles (UNH)
LB Peter Doremus (URI)
LB Damon Green (VU)
LB Eric Johnson (UR)
LB Robert Talley (BU)
DB Robin Callender (UD)
DB Rusty Neal (UC)
DB Jerome Tomlin (BU)
DB Vaughn Williams (UMass)
P Matt LaPolice (BU)

1989

First Team

QB Mike Buck (UM)
RB Carl Smith (UM)
RB Kevin Wesley (UC)
WR Bob Brady (VU)
WR Darren Altieri (BU)
TE Mike Bittermann (UM)
OT Scott Hough (UM)
OT Stuart Milberg (UC)
OT John Sullivan (UD)
OG Robert Noble (UM)
OG David Price (UD)
C Bryan Russo (VU)

DL Michael Renna (UD)
DL Justin Strzelczyk (UM)
DL Tom Coles (UR)
LB Troy Ashley (UC)
LB Will Tychsen (UNH)
LB George Karelis (UMass)
LB Matt Tulley (UMass)
DB Ryan Jones (UNH)
DB Claude Pettaway (UM)
DB Kevin Smith (URI)
DB Rusty Neal (UC)

Second Team

QB Matt DeGennaro (UC)
RB Norm Ford (UNH)
RB Daryl Brantley (UD)
WR Darvell Huffman (BU)
WR Chip Mitchell (UMass)
WR Chris Braune (UNH)
TE Rob Spittel (UNH)
OT Kai Dietiker (UMass)
OT Scott Laliberte (UNH)
OG Lyndon Johnson (UConn)
OG Anthony Guidice (UMass)
C David Buchanan (UD)
PK Rob Courter (UR)

DL Paul Franco (VU)
DL Sherm Beatty (UNH)
DL Joe Cullen (UMass)
LB Mickey Watson (VU)
LB Pat Faucette (BU)
LB Robert Talley (BU)
LB Mike Smith (UM)
DB Jamal Williamson (UM)
DB Jerome Tomlin (BU)
DB Tim Byrne (UNH)
DB Chris Hunt (VU)
P Jeff Olivo (UR)

1988

First Team

QB Matt DeGennaro (UC)
RB Norm Ford (UNH)
RB George Boothe (UC)
WR Glenn Antrum (UC)
WR Curtis Olds (UNH)
TE Jim Cashman (VU)
OT Mike Graybill (BU)
OT Howard Fahnestock (UR)
OG David Franks (UC)
OG Jim Carriere (UC)
C Bryan Russo (VU)
PK Rob Courter (UR)

DL John Levelis (UD)
DL Michael Renna (UD)
DL Tom Coles (UR)
LB Troy Ashley (UC)
LB Nick Penna (UM)
LB John McKeown (UMass)
LB Pat Brown (UR)
DB Mark Seals (BU)
DB Robert Talley (BU)
DB Kevin Smith (URI)
DB Brian Jordan (UR)
P Jim Donaway (UC)

Second Team

QB Dave Palazzi (UMass)
RB Carl Smith (UM)
RB Pete Lombardi (VU)

DL Mark Lewis (UM)
DL Scott Nason (UM)
DL Joe Cullen (UMass)

CAA Football All-Conference Teams

WR Darren Altieri (BU)
WR James Anderson (UD)
TE John Yergey (UD)
OT Scott Hough (UM)
OT Frank Maguire (UNH)
OG Bill Buttler (UMass)
OG Rob Noble (UM)
C Rob Ambrosino (UD)
PK Tom Withka (VU)

LB Jack Reybold (BU)
LB Will Tychsen (UNH)
LB Matt Tulley (UMass)
LB John O'Brien (VU)
LB Mickey Watson (VU)
DB Bryan Bossard (UD)
DB Tim Byrne (UNH)
DB Garry Jordan (UNH)
DB Ryan Jones (UNH)
P Jeff Olivo (UR)

RB Mike Shriner (UNH)
WR Bill Brooks (BU)
WR Dameon Reilly (URI)
TE Brian Forster (URI)
OT Brian Saranovitz (UNH)
OT Bob White (URI)
OG Tony Ciccone (UNH)
OG Jim Bumpus (UNH)
C Paul Dufault (UNH)
PK Eric Facey (UNH)
P Dimitri Yavis (UMass)

DL Ray Paquette (UM)
DL Brad Carson (URI)
LB Neal Zonfrelli (UNH)
LB Mark Michaels (UC)
LB Bob Egan (BU)
LB Mark Coutts (UM)
LB Ilia Jarostchuk (UNH)
DB Mike Cassidy (URI)
DB Ray Williams (URI)
DB Calvin Hall (BU)

1987

First Team

QB Mike Buck (UM)
RB Erwin Matthews (UR)
RB Jeff Gallaher (UC)
WR Curtis Olds (UNH)
WR Sergio Hebra (UM)
WR James Anderson (UD)
TE Scott Sweitzer (UC)
OT John Driscoll (UNH)
OT Howard Fahnestock (UR)
OG Pat Anglim (UC)
OG Paul Mayberry (UMass)
C Pete Montini (UMass)
PK Peter Borjestedt (UM)

DL Paul Boulay (UNH)
DL Bill O'Malley (UNH)
DL Nate Cotton (UC)
LB Jack Reybold (BU)
LB Pat Brown (UR)
LB Todd Rundle (UMass)
LB Mike Jansen (UC)
DB Rob Sterling (UM)
DB Mark Seals (BU)
DB Brian Jordan (UR)
DB Scott Daniels (UC)
P Steve Jones (BU)

QB Tom Ehrhardt (URI)
RB Paul Lewis (BU)
RB Andre Garron (UNH)
WR Dameon Reilly (URI)
WR Bill Brooks (BU)
TE Brian Forster (URI)
OT Bob Morcarski (BU)
OT Brian Saranovitz (UNH)
OG John Flanagan (UNH)
OG Greg Sturgis (URI)
C Gary Walker (BU)
PK Jack Leone (UM)
P Rich LaBonte (UM)

1984

DL Brian O'Neill (UNH)
DL Charlie Bounty (URI)
DL Gary Durgin (BU)
DL Mario Marrero (UC)
LB Ilia Jarostchuk (UNH)
LB Neal Zanfrelli (UNH)
LB Mark Brockwell (URI)
LB Bruce Foucart (BU)
LB Bob Egan (BU)
DB Tony Hill (URI)
DB Tim Teevens (UNH)
DB Dave Wissman (UNH)
DB Matt Latham (UC)

Second Team

QB Bob Jean (UNH)
RB Norm Ford (UNH)
RB Randy Pettus (BU)
WR David Dunn (UC)
TE Jim Muse (URI)
OT Mike Coleman (UC)
OT Mike Barrette (UMass)
OG Dave Ingalls (UM)
OG Frank Maguire (UNH)
C Chris Coyne (UD)
PK Eric Facey (UNH)

DL Scott Nason (UM)
DL Joe Cullem (UMass)
DL Tom Coles (UR)
LB John McKeown (UMass)
LB Vito Perrone (UMass)
LB Nick Penna (UM)
LB Scott Curtis (UNH)
DB Ken Lucas (UD)
DB Tim Byrne (UNH)
DB Bill Ferrell (UNH)
DB Kevin Smith (URI)
P Jim Carriere (UC)

QB Dave Wienke (URI)
RB Paul Lewis (BU)
RB Andre Garron (UNH)
WR Dameon Reilly (URI)
WR Bill Brooks (BU)
TE Mike Walsh (UC)
OT Bob Morcarski (BU)
OT Bob Seccareccia (URI)
OG Roger Mrusek (UC)
OG Mike Gasparino (UM)
C Gary Walker (BU)
PK Domingos Carlos (UC)

1983

DL Donald Brain (BU)
DL Dave Gracon (UC)
DL Tony DeLuca (URI)
DL Charlie Bounty (URI)
LB John Dorsey (UC)
LB Vernon Hargreaves (UC)
LB Bob Egan (BU)
LB Mark Dennen (URI)
DB Tony Hill (URI)
DB Grady Fuller (UMass)
DB Arnold Garron (UNH)
P Neil Gauvin (UC)

1986

First Team

QB Rich Gannon (UD)
RB Robert Norris (UD)
RB Al Neri (UMass)
WR Curtis Olds (UNH)
WR James Church (UR)
TE John Henry (UR)
OT Pat Anglim (UC)
OT John Benzinger (UMass)
OG Nick Bitsko (UD)
OG Stan Kaczorowski (UMass)
C Chris Coyne (UD)
PK Mark Carter (UC)

DL Kevin Murphy (BU)
DL Joe McGrail (UD)
DL Paul Boulay (UNH)
LB Keith McLaughlin (BU)
LB Darrell Booker (UD)
LB Ilia Jarostchuk (UNH)
LB John McKeown (UMass)
DB Scott Daniels (UC)
DB Phil Atwell (UD)
DB Stan Harrison (UNH)
DB Eric Thompson (UNH)
P Jeff Olivo (UR)

QB Rich LaBonte (UM)
RB Garry Pearson (UMass)
RB Paul Lewis (BU)
WR Tom Mut (URI)
WR Keith Hugger (UC)
TE Paul Gorham (UNH)
OT Rich Pelzer (URI)
OT Ken Kaplan (UNH)
OG Louis Ortiz (UM)
OG Mike Mastrogiacomio (BU)
C Paul Farren (BU)
PK Jack Leone (UM)

1982

DE Dennis Talbot (URI)
DE Dave Sanzaro (UM)
DT Tony DeLuca (URI)
DT Ray Sullivan (UM)
DT Mike Pietro (BU)
NG Steve Michalweicz (UC)
LB Vernon Hargreaves (UC)
LB John Dorsey (UC)
CB Jim Roberson (URI)
CB Glen Holden (UMass)
S John McGrath (UM)
S Arnold Garron (UNH)
P Neil Gauvin (UC)

Second Team

QB Bob Bleier (UR)
RB Doug Dorsey (UM)
RB Greg Grooms (UR)
WR Dennis Gadbois (BU)
WR Sergio Haven (UM)
TE Jeff Modesitt (UD)
OT Jamie Dyevich (UD)
OT John Driscoll (UNH)
OG Dan Brodeur (UD)
OG John Colasacco (UM)
C Pete Montini (UMass)
PK Eric Facey (UNH)

DL Nate Cotton (UC)
DL Dave Bochtler (UM)
DL Phil Mulcahy (URI)
LB Mike Jansen (UC)
LB Steve Root (UM)
LB Todd Rundle (UMass)
LB Rafe Wilkinson (UR)
DB Mark Seals (BU)
DB Robert Sterling (UM)
DB Bob Shelmire (UMass)
DB Brian Jordan (UR)
P Dimitri Yavis (UMass)

QB Ken Sweitzer (UC)
RB Greg Drew (BU)
RB Gary Pearson (UMass)
WR Keith Hugger (UC)
WR Pete Ouellette (UM)
WR Tom Mut (URI)
WR Pete O'Donnell (UNH)
TE Ken Miller (UC)
OT Chris O'Neil (UMass)
OT Bob Speight (BU)
OG Scott LaFond (UMass)
OG Jim Patrick (BU)
C Bob Soderlund (URI)
PK Domingos Carlos (UC)

1981

DE George Lewis (UMass)
DE Phil Ferrari (UM)
DT Eric Cregan (UMass)
DT Dan Petrie (UMass)
NG Barney Rinaldi (URI)
LB Steve Doig (UNH)
LB Pete DiTommaso (UMass)
CB Dwayne Lopes (UMass)
CB Cal Whitfield (URI)
S Grady Fuller (UMass)
S Mike Gooden (UNH)
S Bob Pendergast (BU)
P Ken Sweitzer (UC)

1985

QB Tom Ehrhardt (URI)
RB Andre Garron (UNH)

DL Mike Dwyer (UMass)
DL Brian O'Neill (UNH)

5 NATIONAL CHAMPIONS 9 NATIONAL CHAMPIONSHIP GAME APPEARANCES 18 NATIONAL SEMIFINALISTS 18 NATIONAL AWARD WINNERS

CAA Football All-Conference Teams

18 NATIONAL AWARD WINNERS

18 NATIONAL SEMIFINALISTS

18 NATIONAL CHAMPIONSHIP GAME APPEARANCES

9 NATIONAL CHAMPIONS

1980
 QB Jim Jensen (BU)
 QB Ken Sweitzer (UC)
 RB Lorenzo Bouier (UM)
 RB Garry Pearson (UMass)
 WR Reggie Eccleston (UC)
 WR Pete Ouellette (UM)
 TE Ken Miller (UC)
 OT Ken Kaplan (UNH)
 OT Bob Speight (BU)
 OG Mark Flood (UC)
 OG Jim Patrick (BU)
 C Dave Bengston (BU)
 PK Jeff Pelin (BU)

1979
 DE Frank DiTommaso (UMass)
 DE George Lewis (UMass)
 DT Eric Cregan (UMass)
 DT Chris Lindstrom (BU)
 NG Rick Suydam (UM)
 LB Neil McGrath (BU)
 LB Pete DiTommaso (UMass)
 CB Mike Kelleher (BU)
 CB Dwayne Lopes (UMass)
 S Bob Manning (UMass)
 S Darrell Wilson (UC)
 P Rusty Umberger (UC)

1978
 DE Sam Stepney (BU)
 DE John D'Amato (UMass)
 DT Dave Bemis (UMass)
 DT Mike DeGenova (BU)
 NG Charles Babbitt (URI)
 LB Joe McLaughlin (UMass)
 LB Tom Marhefka (URI)
 CB Kevin Sullivan (UMass)
 CB Steve LeMay (UMass)
 S John Beersworth (UMass)
 S Estes Benson (URI)

1977
 DE John D'Amato (UMass)
 DE Bill Dedrick (UNH)
 DT John Willis (UMass)
 DT Dick Bell (URI)
 NG Phil Puopolo (UMass)
 LB Pete McCarty (UMass)
 LB Joe McLaughlin (UMass)
 CB Steve Rose (UC)
 CB Dick Duffy (UNH)
 S Mark Etro (UNH)

1976
 DE Dave Lindstrom (BU)
 DE Doug Stockbridge (UNH)
 DT Dennis Fenton (UMass)
 DT Mike DeGenova (BU)
 NG Tony Ozello (URI)
 LB Bruce Huther (UNH)
 LB Scott Shulman (UM)
 CB Dave Croasdale (UMass)
 CB Ted Walton (UC)
 S Ron Harris (UMass)
 S Jack Leggett (UM)

1975
 DE Steve Telander (UMass)
 DE Gary Little (UMass)
 DT Ed McAleney (UMass)

QB Mike McEvilly (UMass)
 RB Mal Najarian (BU)
 RB Leroy Shaw (URI)
 WR Dave Loehle (UNH)
 C Dave Bengston (BU)
 PK Sandro Vitiello (UMass)
 WR Kevin O'Connor (UMass)
 TE Marty Paglione (UMass)
 OT Bob Speight (BU)
 OT Karl Nyholm (UMass)
 OG John Cochran (BU)
 OG Phil Estes (UNH)

QB Steve Tosches (URI)
 RB Mal Najarian (BU)
 RB Hank Sareault (UMass)
 WR Dave Loehle (UNH)
 WR Dennis Dent (UMass)
 TE Jim Sturgis (BU)
 OT Karl Nyholm (UMass)
 OT Bob Speight (BU)
 OG Bruce Kimball (UMass)
 OG Pete Sinagra (URI)
 C Mike McLaughlin (UMass)

QB Jeff Allen (UNH)
 RB Bill Burnham (UNH)
 RB Bill Coleman (UMass)
 WR Lee Pope, (UNH)
 WR John Gladchuk (UMass)
 TE Kevin Cummings (UMass)
 OT Ross Schubarth (UMass)
 OT Grady Vigneau (UNH)
 OG Bruce Kimball (UMass)
 OG Gerry Greene (UMass)

QB Jeff Allen (UNH)
 RB Bill Burnham (UNH)
 RB Rich Moser (URI)
 WR Kevin Cummings (UMass)
 WR Tom Spann (URI)
 TE Rob Farbotko (UC)
 OT Jeff Williams (URI)
 OT Wayne Smith (UNH)
 OG John Merrill (UNH)
 OG Tony Catapano (UC)
 C Ken Duval (URI)

QB Brian McNally (UMass)
 RB Bill Burnham (UNH)
 RB Rich Jessamy (UMass)

WR Bill Britt (URI)
 WR Pete Kessel (BU)
 TE Mike Moroney (UNH)
 OT Jeff Williams (URI)
 OT Ross Schubarth (UMass)
 OG Ned Deane (UMass)
 OG John Merrill (UNH)
 C Kevin Martell (UNH)

QB Rich Bateman (VER)
 RB Jim Torrance (UMass)
 RB Rich Remondino (URI)
 WR Bill Looker (VER)
 WR Bill Britt (URI)
 TE Mike Moroney (UNH)
 TE Mike Matkevich (URI)
 OT Jim Roderick (BU)
 OT Rich Understein (UM)
 OG Ed Deane (UMass)
 OG Kelvin Brooks (BU)
 C Don Chrisos (BU)

QB Peil Pennington (UMass)
 RB Eric Torkelson (UC)
 RB Sylvester McGee (URI)
 WR Tim Berra (UMass)
 WR Tony Jones (VER)
 TE Allan MacLellan (UC)
 OT Henry Hill (URI)
 OT Jim Bailey (UC)
 OG Dave Giquere (UNH)
 OG Rob Foye (UC)

WR Steven Schubert (UMass)
 WR David Paul (UM)
 TE Timothy Sullivan (VER)
 T Thomas Mullen (UMass)
 G Clarence Brooks (UMass)
 C Richard Foye (UC)
 G Gerard Moran (UNH)
 T Donald Miller (UNH)
 QB Peil Pennington (UMass)
 HB Paul Metallo (UMass)
 FB Richard Cummings (UMass)

SE David Paul (UM)
 T Donald Miller (UNH)
 G Gerard Moran (UNH)
 C David Levine (UMass)
 G Ronald Marino (UMass)
 T William Tuzil (UC)
 TE John Hulecki (UMass)
 QB Robert Hopkins (UNH)
 HB Paul Metallo (UMass)
 FL Robert O'Neil (UNH)
 FB Sylvester McGee (URI)

SE Brian Herosian (UC)
 T Robert Donlin (UMass)
 G Robert Pena (UMass)
 C Victor Radzevich (UC)
 G William Spencer (UC)
 T William Tuzil (UC)
 TE John Hulecki (UMass)
 QB Richard Robustelli (UC)
 HB Vincent Clements (UC)

DT Paul Mariano (UC)
 NG Rick Horn (BU)
 LB Dave Rozumek (UNH)
 LB John Toner (UMass)
 CB Jack Leggett (UM)
 CB Dave Croasdale (UMass)
 S Ron Harris (UMass)
 S Mark Etro (UNH)

1974
 DE Dennis Kiernan (UMass)
 DE Tom Bradshaw (UMass)
 DT Bill Cooke (UMass)
 DT Mike Lanza (UNH)
 NG Paul St. Onge (UMass)
 LB Gary Dziama (BU)
 LB Scott Shulman (UM)
 CB Jack Leggett (UM)
 CB Rich Porter (BU)
 S Rich Fenton (UC)
 S Ron Harris (UMass)

1973
 DE Ed McAleney (UMass)
 DE Andy Mellow (UM)
 DT Manuel Sasser (UC)
 DT Tom Bradshaw (UMass)
 LB Dennis Kiernan (UMass)
 LB Rich Langlois (UNH)
 CB Bruce Thompson (UC)
 CB Rob Parrott (UMass)
 S Greg Pemberton (BU)
 S Steve Garofalo (URI)

1972
 E Edward McAleney (UMass)
 T Mark McEwen (UC)
 T Robert Linder (URI)
 E Wayne Bulman (VER)
 LB Edward Booker, Jr. (UNH)
 LB Alan Shaw (UC)
 LB Douglas Bull (VER)
 DHB Robert Parrott (UMass)
 DHB Bruce Thompson (UC)
 S John Healy (UMass)
 S Brian Herosian (UC)

1971
 E Brett Bernier (UNH)
 T William DeFlavio (UMass)
 T James Pisciotano (UC)
 E Stephen Furness (URI)
 LB Dennis Collins (URI)
 LB Francis Prondecki (VER)
 LB Joseph Sabulis (UMass)
 DHB Dennis Breen (URI)
 DHB Domenic Carlucci (UC)
 DS Brian Herosian (UC)
 DS John O'Neil (UMass)

1970
 E James Kelliher (UMass)
 T William DeFlavio (UMass)
 T William Sroka (UMass)
 E S. Russell Wood (UMass)
 LB Joseph Sabulis (UMass)
 LB Brian Hermes (UC)
 LB Norman Powers (UNH)
 LB John Farrelly (UMass)
 CB Domenic Carlucci (UC)

CAA Football All-Conference Teams

HB Norman Breault (UNH)
 FB Richard Narcessian (URI)
 CB Dennis Keating (UMass)
 S John F. O'Neil (UMass)

1969

E Eugene Benner (UM)
 T Richard Donlin (UMass)
 G Daniel Drewniak (UNH)
 C Daniel Levine (UMass)
 G William Spencer (UC)
 T Robert Donlin (UMass)
 E Nicholas McGarry (UMass)
 QB Francis Peterson (VER)
 HB Vincent Clements (UC)
 HB Robert Rodger (VER)
 FB Edward Sarno (UMass)
 E John Hulecki (UMass)
 T William DeFlavio (UMass)
 T Andrew Guarino (UMass)
 E Stanley Maddock (UM)
 LB Philip Doran (UC)
 LB John MacLean (UMass)
 LB Joseph Sabulis (UMass)
 LB Thomas York (UMass)
 HB Domenic Carlucci (UC)
 HB Robert Cabrelli (UMass)
 S Steven Rogers (UMass)

1968

E Eugene Benner (UM)
 T Clifford McDonald (UNH)
 G William Spencer (UC)
 C Benjamin DeGenova (UC)
 G Everett Keene (URI)
 T Stanley Rajczewski (UC)
 E Cal Wallingford (UNH)
 QB Peter Petrillo (UC)
 HB Vincent Clemens (UC)
 HB Michael Shaughnessy (UNH)
 FB James DeWitt (UC)
 E Ralph Tiner (UC)
 T Al Witteman (UNH)
 MG Philip Doran (UC)
 T George Koller (UC)
 E Thomas York (UMass)
 LB Ernest Quackenbush (UM)
 LB Kenneth Kuzman (URI)
 LB Nicholas Turco (UC)
 HB Kurt Vollherbst (UNH)
 HB William Frye (UMass)
 S Michael Zito (UC)

1967

E Frank Geiselman (URI)
 T Jim Mitchell (UMass)
 G Bob Santucci (UMass)
 C Howie Small (URI)
 G Roy Lawrence (UC)
 T Steve Dixon (UC)
 E Nick Warnock (UMass)
 QB Greg Landry (UMass)
 HB Bob Mitchell (VER)
 HB Bill Phillips (UNH)
 FB Brent Kaufman (URI)
 E Paul Mlinar (UMass)
 T Kent Stevens (UMass)
 MG Steve Smith (UC)
 T Vince Martino (UNH)
 E Bill Vasilius (UNH)
 LB Ken Kuzman (URI)
 LB Pete Quackenbush (UM)
 LB Ernie Smith (UMass)
 LB Henry Palesek (UC)
 HB Mike McArdle (UMass)
 HB Terry Hogg (URI)
 S Kurt Vollherbst (UNH)

1966

E Frank Geiselman (URI)
 T Bill Pasquill (UM)
 G Ron Lawrence (UC)
 C Dennis Murphy (URI)
 G Ivan Brawn (UM)
 T Bill Connors (UM)
 E Jack Schweberger (VER)
 QB Greg Landry (UMass)
 HB Bob Mitchell (VER)
 HB Bob Detore (UMass)
 HB John Thompson (URI)
 FB Brent Kaufman (URI)
 E Pete Norris (UM)
 E Nick Turco (UC)
 E Bill VanBennekum (VER)
 T Ed Toner (UMass)
 T Dick Qualey (UMass)
 MG Joe Soldano (VER)
 LB John Huard (UM)
 LB Rod Brooks (UMass)
 LB Leon Spinney (URI)
 DS Norm Tardiff (UM)
 DS Dave Giarla (UMass)
 DS Dave O'Donnell (URI)
 UT Bill Estey (UNH)

1965

E Bob Meers (UMass)
 T Bill Pasquill (UM)
 G Ivan Brawn (UM)
 G Rusty Brink (VER)
 G Joe Soldano (VER)
 T Bill Conner (UMass)
 E Milt Morin (UMass)
 QB Dick DeVarney (UM)
 HB Wayne Zdanowicz (URI)
 HB Frank Harney (UM)
 FB Phil Vandersea (UMass)
 E Alan Riley (UM)
 T Gerald McWeeney (UC)
 LB Rusty Brink (VER)
 LB Bernie Dallas (UMass)
 LB John Huard (UM)
 MG Harvey Silvers (URI)
 T Ed Toner (UMass)
 E Bill Van Bennekum (VER)
 S Norm Tardiff (UM)
 S Dave Kelley (UMass)
 S Dave Giarla (UMass)

1964
 T Bob Burke (UMass)
 G George Oelze (VER)
 C Rusty Brink (VER)
 G Peter Pietz (UMass)
 T Joe Buesing (URI)
 E Milt Morin (UMass)
 QB Jerry Whelchel (UMass)
 HB Phil DeRose (UMass)
 HB Bob Ellis (UMass)
 FB Mike Ross (UMass)

1963

E Bob Meers (UMass)
 T Paul Graham (UMass)
 G Bob Teboldi (UMass)
 C Dick Kupec (UC)
 G Phil Soule (UM)
 T Joe Buesing (URI)
 E Milt Morin (UMass)
 QB Jerry Whelchel (UMass)
 HB Ken Burton (VER)
 HB Dan Serieka (UNH)
 FB Tony Tetro (URI)

1962

E Chuck Grzbielski
 T John Contoulis (UC)
 G Barry Stilber (UNH)
 C Duncan Orgg (UNH)
 G Bob Tedoldi (UMass)
 T Bob Weeks (UNH)
 E Paul Majeski (UMass)
 QB Jerry Whelcher (UMass)
 HB Sam Lussier (UMass)
 HB Dan Serieka (UNH)
 FB Tony Tetro (URI)

1961

E Dick Kinney (UM)
 T Bob Foote (UMass)
 G Barry Stilber (UNH)
 G Paul D'Allesandro (UNH)
 C Fred Dtockpole (UC)
 G Ed Cramer (UNH)
 T Bob Treat (UC)
 QB Manch Wheeler (UM)
 HB Sam Lussier (UMass)
 HB Dave Cloutier (UM)
 FB Frank Finizio (URI)

1960

E Richard Eustis (UNH)
 E Roland Bettez (URI)
 T Richard Leadbetter (UM)
 G Fred Stackpole (UC)
 C Dave Bishop (UC)
 G Jerry Cullen (UMass)
 T Paul Lindquist (UNH)
 QB John McCormick (UMass)
 HB Richard Mezquita (UNH)
 HB Wayne Champeon (UM)
 FB Jim Browning (UC)

1959

First Team
 T Harold Violette (UM)
 G Robert Slattery (UC)
 C David Bishop (UC)
 G Edwin Holm (UNH)
 T Frank Morey (URI)

Second Team
 T Roland Bettez (URI)
 G Jerry Cullen (UMass)
 C Paul Bellavance (UNH)
 G John Zinser (UC)
 T Paul Lindquist (UNH)

5 NATIONAL CHAMPIONS
 9 NATIONAL CHAMPIONSHIP GAME APPEARANCES
 18 NATIONAL SEMIFINALISTS
 18 NATIONAL AWARD WINNERS

CAA Football All-Conference Teams

18 NATIONAL AWARD WINNERS

18 NATIONAL SEMIFINALISTS

18 NATIONAL CHAMPIONSHIP GAME APPEARANCES

9 NATIONAL CHAMPIONS

T Donald Trimble (UNH)
 E Barry O'Connell (UC)
 QB Sam Paul (UNH)
 HB Bill Minnerly (UC)
 HB Tom Delnickas (UMass)
 FB Bill Poland (URI)
 FB Bob Bragg (UM)

E Ralph Maloney (UMass)
 QB Roger Pearson (URI)
 HB Bill Reynolds (UMass)
 HB Jerry D'Avolio (UC)
 FB Jim Browning (UC)

RT Alan Girroir (UNH)
 RE Ronald Rymash (UC)
 QB Billy Pappas (UNH)
 LHB Edward Beck (VER)
 RHB Pat Abbruzzi (URI)
 FB Ernest Smart (UM)

RT Walter Johnson (VER)
 RE Stephen Mazur (UNH)
 QB James Duffy (UM)
 LHB Richard Gleason (UNH)
 RHB Ted Wright (UNH)
 FB Edward DiSimone (URI)

First Team

T Hal Violette (UM)
 G Bill Wallner (UC)
 C Roger Ellis (UM)
 G Bill Goodwin (UMass)
 T Don Trimble (UNH)
 E Niles Nelson (UM)
 QB Roger Pearson (URI)
 HB Wayne Champeon (UM)
 HB Don Brown (URI)
 FB Norm Chaban (UC)

1958

Second Team

T Frank Morey (URI)
 G Lou Varrachione (UMass)
 C Paul Scagnelli (UC)
 G Charles Eberback (UM)
 T Joe Llodra (UC)
 E Barry O'Connell (UC)
 QB Harry Drivas (UC)
 HB Philip DeSantis (UC)
 HB John Welch (UM)
 FB Ed Richardson (UMass)

First Team

LE Steve Mazur (UNH)
 LT John Cunningham (UC)
 LG Tom Golden (UM)
 C Rob Roy (UC)
 RG Paul Ashnault (UNH)
 RT Ed Mahoney (UC)
 RE Ray Luciana (UC)
 QB Billy Pappas (UNH)
 LHB Pat Abbruzzi (URI)
 RHB Bernie Pina (URI)
 FB Buddy Amendola (UC)

1953

Second Team

LE Ken Woodsum (UM)
 LT Dick Tomasi (UNH)
 LG Chris Latos (URI)
 C Al Robichaud (UNH)
 RG Phil Booker (UC)
 RT Charley Gibbons (URI)
 RE Tony Chambers (UMass)
 QB Ed Fratto (URI)
 LHB Ed Bogdanovitch (UM)
 RHB Phil Tinsley (UC)
 FB Don Almy (URI)

First Team

LE Reino Manninen (UC)
 LT John Burnham (UNH)
 LG Lou Mooradian (UC)
 C Roger Ellis (UM)
 RG William Wallner (UC)
 RT Donald Overlock (UC)
 RE Robert Mairs (URI)
 QB Roger Pearson (URI)
 LHB James Adams (URI)
 RHB Lawrence Day (UC)
 FB William Poland (URI)

1957

Second Team

LE Niles Nelson (UM)
 LT Frank Morey (URI)
 LG Louis Varrichione (UMass)
 C Paul Scagnelli (UC)
 RG James Gerlach (URI)
 RT William Tarazewich (UM)
 RE John O'Keefe (UMass)
 QB Roanld Blume (UMass)
 LHB Jerry deGrandpre (UM)
 RHB Gerry Walls (UMass)
 FB John Theriault (UM)

First Team

LE Ed Pehota (UC)
 LE Tony Chambers (UMass)
 LT Larry Deschene (URI)
 LG Phil Butterfield (UM)
 C Bob Roy (UC)
 RG Bob DeSpirito (URI)
 RT Al Rogers (UC)
 RE Neal Herrick (UNH)
 QB Noel Reebenacker (UMass)
 LHB Pat Abbruzzi (URI)
 RHB Joe Bettencourt (UC)
 FB Dick Dewing (UNH)

1952

Second Team

LE Gordon Thorburn (UM)
 LT John Cunningham (UC)
 LG Henry Brenner (URI)
 C Robert DiSpirito (URI)
 RG Edward Cianchette (UM)
 RT Richard Grann (URI)
 RE Joe Viscount (UC)
 QB Bernie Pina (URI)
 LHB Campbell (UNH)
 RHB Phil Tinsley (UC)
 FB Rocco Murano (UC)

First Team

LE Thurlow Cooper (UM)
 LT Paul Harasimowicz (VER)
 LG Basil Gregorios (UNH)
 C Joe Dubiel (UC)
 RG Lou Mooradian (UC)
 RT Alton Amidon (UNH)
 RE Philip Montagano (UNH)
 QB Robert Trouville (UNH)
 LHB Lenny King (UC)
 RHB Ray Hostetter (UM)
 FB Paul Whitley (UC)

1956

Second Team

LE Reino Manninen (UC)
 LT Edmund Enos (UC)
 LG Paul Fitzgerald (URI)
 C William Allen (UMass)
 RG Jim Dolan (UMass)
 RT Norman Gerber (UC)
 RE Dave Ingram (UMass)
 QB Kenneth Parady (UM)
 LHB Charles Mellen (UMass)
 RHB Eugene Green (UC)
 FB Jack Leach (URI)

First Team

LE Ed Pehota (UC)
 LT Mario Fratorolli (UC)
 LG Ed Douglas (UNH)
 C Win Brown (UM)
 RG Pete Pocius (UM)
 RT Earl Eddy (UNH)
 RE Harry Easton (UM)
 QB Gene Sturgeon (UM)
 LHB Irv Panciera (UC)
 RHB Ed Bogdanovich (UM)
 FB Pat Abbruzzi (URI)

1951

Second Team

LE Joe Viscount (UC)
 LT Gordon Thorburn (UM)
 LG Kooistra (UNH)
 C Bahros (UNH)
 RG Robert DiSpirito (URI)
 RT Ron Rymash (UC)
 RE Perocchi (UNH)
 QB Bernie Pina (URI)
 LHB Jack Bowes (UNH)
 RHB Jack Butterfield (UM)
 FB Raymond Good (UC)

First Team

LE Thurlow Cooper (UM)
 LT Charles Gibbons (URI)
 LG Paul Fitzgerald (URI)
 C Charles Robichaud (UNH)
 C Charles Hunt (URI)
 RG LeRoy Williams (VER)
 RT Robert Novelli (URI)
 RE Peter Dalpe (URI)
 QB James Duffy (UM)
 LHB Ed DiSimone (URI)
 RHB Ted Wright (UNH)
 FB Jack Small (UM)

1955

Second Team

LE Russ Kidd (UMass)
 LT Norman Gerber (UC)
 LG William Hall (UNH)
 C Bonaventure Amendola (UC)
 RG Edmund Enos (UC)
 RT John McGowan (UMass)
 RE Reino Manninen (UC)
 QB James DiGiorno (UC)
 LHB Lenny King (UC)
 RHB Eddie Beck (VER)
 FB Roger Barous (UMass)

First Team

LE Marshall Litchfield (UNH)
 LT Llewellyn Clark (UM)
 LG Paul Ashnault (UNH)
 C John Small (UM)
 RG Thomas Golden (UM)

1954

Second Team

LE Gerald O'Neil (UNH)
 LT Richard Grann (URI)
 LG Harry Brenner (URI)
 C Orien Walker (UNH)
 RG Donald MacPhee (UMass)

CAA Football In The NFL Draft

2011					1992				
Rd.	Overall	Player (School)	Pos.	Drafted By	Rd.	Overall	Player (School)	Pos.	Drafted By
2	49	Ben Ijalana (VU)	OL	Indianapolis Colts	5	113	Dwayne Sabb (UNH)	LB	New England Patriots
7	206	Justin Rogers (UR)	DB	Buffalo Bills	12	318	Cornelius Benton (UC)	QB	Pittsburgh Steelers
2010					1991				
2	61	Vladimir Ducasse (UMass)	OL	New York Jets	11	294	James Smith (UR)	DB	Houston Oilers
6	178	Arthur Moats (JMU)	DL	Buffalo Bills					
6	184	Adrian Tracy (WM)	DL	New York Giants					
6	203	Scotty McGee (JMU)	KR	Jacksonville Jaguars	6	156	Mike Buck (UM)	QB	New Orleans Saints
7	234	Sean Lissimore (WM)	DL	Dallas Cowboys	7	183	Scott Hough (UM)	G	New Orleans Saints
					9	232	Darvell Huffman (BU)	WR	Indianapolis Colts
					11	293	Justin Strzelczyk (UM)	T	Pittsburgh Steelers
2009					1989				
3	73	Derek Cox (WM)	DB	Jacksonville Jaguars	7	173	Brian Jordan (UR)	DB	Buffalo Bills
4	125	Lawrence Sidbury (UR)	DL	Atlanta Falcons	7	187	Mike Graybill (BU)	T	Cleveland Browns
2008					1990				
1	18	Joe Flacco (UD)	QB	Baltimore Ravens	6	156	Mike Buck (UM)	QB	New Orleans Saints
4	125	Arman Shields (UR)	WR	Oakland Raiders	7	183	Scott Hough (UM)	G	New Orleans Saints
5	149	Tim Hightower (UR)	RB	Arizona Cardinals	9	232	Darvell Huffman (BU)	WR	Indianapolis Colts
6	207	Matt Sherry (VU)	TE	Cincinnati Bengals	11	293	Justin Strzelczyk (UM)	T	Pittsburgh Steelers
2007					1988				
4	125	Jermon Bushrod (TU)	OL	New Orleans Saints	6	160	Rob Sterling (UM)	DB	Philadelphia Eagles
5	168	Corey Graham (UNH)	DB	Chicago Bears	12	309	John Driscoll (UNH)	T	Buffalo Bills
6	203	Daren Stone (UM)	DB	Atlanta Falcons					
7	215	Ben Patrick (UD)	TE	Arizona Cardinals	4	98	Rich Gannon (UD)	QB	New England Patriots
2006					1987				
4	131	Willie Colon (HOF)	OL	Pittsburgh Steelers	5	127	Ilya Jarostchuk (UNH)	LB	St. Louis Cardinals
7	252	Marques Colston (HOF)	WR	New Orleans Saints	10	278	Rafe Wilkinson (UR)	LB	Denver Broncos
7	255	Kevin McMahan (UM)	WR	Oakland Raiders	12	311	Joe McGrail (UD)	DT	Buffalo Bills
2004					1986				
6	166	Shawn Johnson (UD)	DE	Oakland Raiders	4	86	Bill Brooks (BU)	WR	Indianapolis Colts
6	185	Andy Hall (UD)	QB	Philadelphia Eagles	5	124	Gary Walker (BU)	C	Indianapolis Colts
2002					1985				
3	91	Brian Westbrook (VU)	RB	Philadelphia Eagles	7	189	Bob White (URI)	T	New York Jets
6	203	Jamin Elliott (UD)	WR	Chicago Bears					
2000					1984				
4	97	Curtis Keaton (JMU)	RB	Cincinnati Bengals	11	295	Paul Lewis (BU)	RB	New England Patriots
5	154	Muneer Moore (UR)	WR	Denver Broncos	4	99	John Dorsey (UC)	LB	Green Bay Packers
1999					1983				
5	135	Khari Samuel (UMass)	LB	Chicago Bears	6	158	Ken Kaplan (UNH)	T	Tampa Bay Buccaneers
5	138	Jerry Azumah (UNH)	RB	Chicago Bears	9	232	Rich Pelzer (URI)	T	Philadelphia Eagles
6	169	Marc Megna (UR)	LB	New York Jets	12	316	Paul Farren (BU)	T	Cleveland Browns
7	191	Tony Booth (JMU)	DB	Carolina Panthers	12	331	Lorenzo Bouier (UM)	RB	Dallas Cowboys
7	200	Eric King (UR)	OL	Kansas City Chiefs					
1998					1982				
4	113	Shawn Barber (UR)	LB	Washington Redskins	3	69	Steve Doig (UNH)	LB	Detroit Lions
1997					1981				
2	60	Darren Sharper (WM)	DB	Green Bay Packers	8	205	Chris Lindstrom (BU)	DT	St. Louis Cardinals
4	121	Jerome Daniels (NU)	T	Miami Dolphins	9	229	Bob Speight (BU)	T	Los Angeles Rams
4	127	Macey Brooks (JMU)	WR	Dallas Cowboys	11	supp.	Chy Davidson (URI)	WR	New England Patriots
6	177	Ed Perry (JMU)	TE	Miami Dolphins					
1996					1980				
6	169	Mike Foley (UNH)	DT	Arizona Cardinals	11	291	Jim Jensen (BU)	QB	Miami Dolphins
6	205	Mike Cawley (JMU)	QB	Indianapolis Colts					
1994					1979				
6	190	Paul Duckworth (UC)	LB	Green Bay Packers	8	221	Ted Walton (UC)	DB	Pittsburgh Steelers
1993					1978				
8	218	Dwayne Gordon (UNH)	LB	Miami Dolphins	10	252	Sandro Vitiello (UMass)	K	Cincinnati Bengals
					12	316	Roger Lapham (UM)	TE	Buffalo Bills
1992					1977				
					7	192	Bruce Kimball (UMass)	G	Pittsburgh Steelers
1991					1976				
					8	208	Rich Moser (URI)	RB	Pittsburgh Steelers
					5	134	Jeff Williams (URI)	G	Los Angeles Rams
					6	146	Dave Lindstrom (BU)	DE	San Diego Chargers
					8	237	Ed McAleney (UMass)	DT	Pittsburgh Steelers
					15	415	Dave Rozumek (UNH)	LB	Kansas City Chiefs

5 NATIONAL CHAMPIONS
9 NATIONAL CHAMPIONSHIP GAME APPEARANCES
18 NATIONAL SEMIFINALISTS
18 NATIONAL AWARD WINNERS

CAA Football In The NFL Draft

18 NATIONAL AWARD WINNERS

18 NATIONAL SEMIFINALISTS

9 NATIONAL CHAMPIONSHIP GAME APPEARANCES

5 NATIONAL CHAMPIONS

Rd.	Overall	Player (School)	Pos.	Drafted By
10	244	William Cooke (UMass)	DE	Green Bay Packers
1975				
11	272	Eric Torkelson (UC)	RB	Green Bay Packers
15	379	Peil Pennington (UMass)	QB	Denver Broncos
16	406	Sylvester McGee (URI)	RB	Atlanta Falcons
17	421	Tim Berra (UMass)	WR	Baltimore Colts
1974				
13	329	Paul Metallo (UMass)	DB	Kansas City Chiefs
1973				
5	113	Steve Furness (URI)	DE	Pittsburgh Steelers
15	368	John Hulecki (UMass)	G	Pittsburgh Steelers
15	370	Harold Parmenter (UMass)	DT	Denver Broncos
1972				
4	92	Bubba Pena (UMass)	G	Cleveland Browns
4	102	Vince Clements (UC)	RB	Minnesota Vikings
15	365	Nick McGarry (UMass)	TE	Boston Patriots
1971				
11	281	Gene Benner (UM)	WR	Cleveland Browns
16	403	Steve Parnell (UMass)	WR	Atlanta Falcons
1970				
1	11	Greg Landry (UMass)	QB	Detroit Lions
12	308	Howie Small (URI)	C	Minnesota Vikings
13	353	Frank Geiselman (URI)	FL	Green Bay Packers
15	386	Jeff Kuhman (VER)	LB	Denver Broncos
1968				
5	113	John Huard (UM)	LB	Denver Broncos
15	380	Jack Schweberger (VER)	FL	New York Jets
1967				
1		Milt Morin (UMass)	E	Cleveland Browns
7		Bob Meers (UMass)	E	Minnesota Vikings
15		Bob Ellis (UMass)	DE	Cleveland Browns
18		Ed Toner (UMass)	T	Baltimore Colts
3 (AFL)		Milt Morin (UMass)	E	San Diego Chargers
3 (AFL-RS)		Ed Toner (UMass)	G	Boston Patriots
10 (AFL-RS)		Bob Ellis (UMass)	HB	Boston Patriots
1966				
16		Phil Vandersea (UMass)	FB	Green Bay Packers
9 (AFL)		Jerry Whelchel (UMass)	QB	San Diego Chargers
9 (AFL)		Phil Vandersea (UMass)	FB	Denver Broncos
1965				
17 (AFL)		Fred Lewis (UMass)	HB	Oakland Raiders
1964				
14		Alan Arbuse (URI)	T	Los Angeles Rams
4 (AFL)		John Contoulis (UC)	T	New York Titans
1963				
11		Dave Bishop (UC)	B	New York Giants
16		John Contoulis (UC)	T	Minnesota Vikings
18		Dave Cloutier (UM)	B	Dallas Cowboys
1962				
8		Paul Lindquist (UNH)	T	Minnesota Vikings
1961				
14		Roger Ellis (UM)	C	New York Giants
1959				
18		Lennie King (UC)	B	Washington Redskins
1958				
19		Paul Harasimowicz (VER)	T	Philadelphia Eagles
1957				

Rd.	Overall	Player (School)	Pos.	Drafted By
16		Thurlow Cooper (UM)	E	Cleveland Browns
1956				
13		Pat Abbruzzi (URI)	B	Baltimore Colts
25		Dick Grann (URI)	T	Baltimore Colts
1955				
30		Pat Abbruzzi (URI)	B	Baltimore Colts
1954				
12		Clayton Lane (UNH)	T	Pittsburgh Steelers
13		Carmen Ragonese (UNH)	B	Boston Yanks
24		Bruce Mather (UNH)	B	Boston Yanks
20 (AAFC)		Carmen Ragonese (UNH)	B	Baltimore Colts
1948				

CAA Football in the NFL Draft				
<i>(as members of the conference)</i>				
Massachusetts -- 22 - players drafted				
Highest				
1	11	Greg Landry, QB	Detroit	
Most Recent				
2	61	Vladimir Ducasse, OL	New York Jets	
New Hampshire -- 15 - players drafted				
Highest				
3	69	Steve Doig, LB	Detroit	
Most Recent				
5	168	Corey Graham, DB	Chicago	
Maine -- 13 - players drafted				
Highest				
5	113	John Huard, LB	Denver	
Most Recent				
6	203	Daren Stone, DB	Atlanta	
Rhode Island -- 12 - players drafted				
Highest				
5	113	Steve Furness, DE	Pittsburgh	
Most Recent				
7	189	Bob White, T	New York Jets	
Richmond -- 11 - players drafted				
Highest				
4	113	Shawn Barber, LB	Washington	
Most Recent				
7	206	Justin Rogers, DB	Buffalo	
Delaware -- 7 - players drafted				
Highest/Most Recent				
1	18	Joe Flacco, QB	Baltimore	
James Madison -- 7 - players drafted				
Highest				
4	97	Curtis Keaton, RB	Cincinnati	
Most Recent				
6	178	Arthur Moats, DL	Buffalo	
6	203	Scotty McGee, KR	Jacksonville	
Villanova -- 3 - players drafted				
Highest/Most Recent				
2	49	Ben Ijalana, OL	Indianapolis	
William and Mary -- 4 - players drafted				
Highest				
2	60	Darren Sharper, DB	Green Bay	
Most Recent				
6	184	Adrian Tracy, DL	New York Giants	
7	234	Sean Lissemore, DL	Dallas	
Towson -- 1 - player drafted				
Highest/Most Recent				
4	125	Jermon Bushrod, OL	New Orleans	

CAA Football In The NFL

Since 1947, numerous conference players have graduated into the ranks of the National Football League. Listed below are players who appeared in an Atlantic 10/Yankee Conference/ CAA Football game and on an NFL active roster, practice squad, injured reserve list and physically unable to perform list between 1947-2011. This list will be updated throughout the NFL regular season.

Delaware			
Name	Years	Team(s)	NFL seasons
Robbie Agnone (TE)	2006-08	Patriots Falcons	2009 2010
Mike Adams (DB)	2000-03	49ers Browns	2004-06 2007-10
Mike Cecere (DE)	1997-00	Jets	2001
Omar Cuff (RB)	2004-07	Buccaneers	2008
Joe Flacco (QB)	2006-07	Ravens	2008-10
Rich Gannon (QB)	1986	Vikings Redskins Chiefs Raiders	1987-92 1993 1995-98 1999-04
Jamin Elliott (WR)	1998-01	Bears Patriots Bears Falcons	2002 2003 2004 2007
Brandon Gilbeaux (DL)	2008-09	Buccaneers	2010
Tim Jacobs (CB)	1989-92	Browns Dolphins	1993-95 1996
Joe McGrail (DT)	1986	Bills	1987
Jeff Modesitt (TE)	1986	Buccaneers	1987
Ben Patrick (TE)	2006	Cardinals	2007-10
Ronald Talley (DE)	2007-08	Packers Cardinals	2009 2010

James Madison			
Name	Years	Team(s)	NFL seasons
Alvin Banks (RB)	2003-06	Jets	2007
Dorian Brooks (OL)	2006-09	Steelers	2010
Macey Brooks (WR)	1993-96	Bears	1999
Mike Caussin (TE)	2006-09	Jaguars Bills	2010 2010
Dion Foxx (LB)	1993	Dolphins Redskins	1994-95 1995
Akeem Jordan (LB)	2003-06	Eagles	2007-10
Delvin Joyce (KR/PR)	1997-00	Giants	2002-04
Curtis Keaton (RB)	1998-99	Bengals Saints	2000-01 2002
Scotty McGee (DB)	2006-09	Jaguars	2010
Arthur Moats (DL)	2006-09	Bills	2010
Ed Perry (TE)	1993-96	Dolphins Chiefs	1997-04 2005
J.D. Skolnitsky (DE)	2006-08	Redskins	2009

Maine			
Name	Years	Team(s)	NFL seasons
Jovan Belcher (LB)	2004-08	Chiefs	2009-10
Mike Buck (QB)	1986-89	Saints Cardinals	1991-93 1995
Stephen Cooper (LB)	1999-02	Chargers	2003-10
Thurlow Cooper (OL)	1954-56	Titans (AFL)	1960-62
Anthony Cotrone (FB)	2004-07	Jaguars	2008
Mike DeVito (DL)	2003-06	Jets	2007-10
Roger Ellis (C/LB)	1956-58	Titans/Jets (AFL)	1960-63
Mike Flynn (OG)	1993-96	Ravens	1998-07
Dan Jones (OL)	1989-92	Bengals	1993-95
Chris Keating (LB)	1976-78	Bills Redskins	1979-84 1985
Phil McGeoghan (WR)	1998-00	Broncos	2001
Brandon McGowan (DB)	2001-04	Bears Patriots	2005-08 2009-10
Kevin McMahan (WR)	2002-05	Panthers	2008
Matt Mulligan (TE)	2005-07	Titans Jets	2008 2009-10
Montell Owens (RB)	2002-05	Jaguars	2006-10
Daren Stone (DB)	2003-06	Falcons	2007
Justin Strzelczyk (OL)	1986-89	Ravens	2008
Manch Wheeler (QB)	1959-61	Steelers Bills (AFL)	1990-98 1962

Massachusetts			
Name	Years	Team(s)	NFL seasons
Kole Ayi (LB)	1997-00	Patriots Rams	2001 2001-02
Steve Baylark (RB)	2003-06	Cardinals Broncos	2007 2008
Tim Berra (WR)	1971-73	Colts	1974
Kory Blackwell (DB)	1994-96	Giants	1998
Jeremy Cain (LB)	2000-03	Bears Titans Redskins	2004-05 2007 2008
Bill Cooke (T/DL)	1973-74	Jaguars Packers 49ers	2009-10 1975 1976-77
Victor Cruz (WR)	2006-09	Seahawks	1978-79
Vladimir Ducasse (OL)	2006-09	Lions	1978
Mike Dwyer (DT)	1984-85	Giants	2010
Jeremy Horne (WR)	2007-09	Jets	2010
James Ihedigbo (DB)	2003-06	Cowboys	1987
Bruce Kimball (OG)	1976-78	Chiefs	2010
Greg Landry (QB)	1965-67	Jets Giants	2007-10 1982
Matt Lawrence (RB)	2006-07	Redskins	1983-84
Brad Listorti (TE)	2006-07	Lions	1968-78
Brandon London (WR)	2003-06	Colts Bears	1979-81 1984
John McCormick (QB)	1959-61	Ravens	2008-10
Joe McLaughlin (LB)	1976-78	Jets	2008
Jeremy Miles (DB)	2007-09	Giants	2007
Milt Morin (TE)	1963-65	Dolphins	2008
Bubba Pena (OG)	1969-70	Vikings	1962
Khari Samuel (LB)	1995-98	Broncos (AFL)	1963-68
Steve Schubert (WR)	1970-72	Packers	1979
Marcel Shipp (RB)	1998-01	Giants	1980-84
Terry Swanson (P)	1963-65	Packers	1979
Ed Toner (DT/LB)	1965-66	Bengals	2010
Phil Vandersea (TE/LB)	1963, 65	Browns	1966-75
Sandro Vitiello (PK)	1978-79	Browns	1972
		Bears	1999-02
		Patriots	1974
		Bears	1975-79
		Cardinals	2001-07
		Patriots (AFL)	1967-68
		Bengals (AFL)	1969
		Patriots (AFL)	1967-69
		Packers	1966, 1968-69
		Saints	1967
		Bengals	1980

5 NATIONAL CHAMPIONS 9 NATIONAL CHAMPIONSHIP GAME APPEARANCES 18 NATIONAL SEMIFINALISTS 18 NATIONAL AWARD WINNERS

CAA Football In The NFL

Since 1947, numerous conference players have graduated into the ranks of the National Football League. Listed below are players who appeared in an Atlantic 10/Yankee Conference/CAA Football game and on an NFL active roster, practice squad, injured reserve list and physically unable to perform list between 1947-2011. This list will be updated throughout the NFL regular season.

New Hampshire

Name	Years	Team(s)	NFL seasons
Jerry Azumah (RB)	1995-98	Bears	1999-05
David Ball (WR)	2003-06	Jets	2007
Jason Ball (OL)	1998-01	Chargers	2002-03
Aaron Brown (WR)	2003-06	Saints	2007
Scott Curtis (LB)	1984-87	Eagles	1988
		Broncos	1989-90
Steve Doig (LB)	1978-81	Lions	1982-84
		Patriots	1986-87
Pat Downey (C)	1993-97	Redskins	2002
Paul DuFault (C)	1982-85	Raiders	1987
Dwayne Gordon (LB)	1989-92	Falcons	1993-94
		Chargers	1995-96
		Jets	1997-99
Corey Graham (DB)	2003-07	Bears	2007-10
Bruce Huther (LB)	1973-76	Cowboys	1977-80, 1983
		Browns	1981
		Bears	1982
Ilia Jarostchuk (LB)	1983-86	Cardinals	1987, 1989
		Dolphins	1988
		Patriots	1990
Ken Kaplan (OL)	1978-82	Buccaneers	1984-85
		Saints	1987
Dan Kreider (FB)	1996-99	Steelers	2000-07
		Rams	2008
		Cardinals	2009
Clayton Lane (T)	1947	Yankees (AFC)	1948
Paul Lindquist (DT)	1958-61	Patriots (AFL)	1961
Dave Rozumek (LB)	1972-75	Chiefs	1976-79
Dwayne Sabb (LB)	1988-91	Patriots	1992-96
Sean Ware (LB)	2006-09	Panthers	2010
Randall Williams (WR)	1999-00	Jaguars	2001
		Cowboys	2001-04
		Raiders	2005-06

Rhode Island

Name	Years	Team(s)	NFL seasons
Lou D'Agostino (FB)	1993-95	Jets	1996
Chy Davidson (WR)	1978-79	Jets	1981-82
Tony DeLuca (DT)	1980-83	Packers	1984
		Bills	1987
Frank Ferrara (DL)	1994-98	Giants	2001-03
		Eagles	2003
Steve Furness (DL)	1969-71	Steelers	1972-80
		Lions	1981
Sylvester McGee (RB)	1971-73	Falcons	1974
Rick Moser (RB)	1975-77	Steelers	1978-82
		Dolphins	1980
		Chiefs	1981
		Buccaneers	1982
Dameon Reilly (WR)	1983-85	Dolphins	1987
Kevin Smith (DB)	1987-90	Steelers	1991
Bob White (OL)	1982-85	Cowboys	1987-89
Jeff Williams (OL)	1973-76	Rams	1977
		Redskins	1978-80
		Chargers	1981
		Bears	1982
Ray Williams (DB)	1983-86	Steelers	1987
Fearon Wright (DL)	1999-00	Vikings	2001

Richmond

Name	Years	Team(s)	NFL seasons
Shawn Barber (LB)	1994-97	Redskins	1998-01
		Eagles	2002, 2006
		Chiefs	2003-05
		Texans	2007
Bob Bleier (QB)	1986	Patriots	1987
Marvin Hargrove (WR)	1986-89	Eagles	1990
Tim Hightower (RB)	2004-07	Cardinals	2008-10
Brian Jordan (DB)	1986-87	Falcons	1989-91
Matt Joyce (OL)	1990-93	Seahawks	1995
		Cardinals	1996-00
		Lions	2001-04
Paris Lenon (LB)	1995-99	Packers	2002-05
		Lions	2006-08
		Rams	2009
		Cardinals	2010
Arman Shields (WR)	2004-07	Raiders	2008
Lawrence Sidbury (DE)	2005-08	Falcons	2009-10
Matt Snider (RB)	1994-98	Packers	1999
Stacy Tutt (RB)	2001-05	Jets	2006-07
Josh Vaughan (RB)	2005-08	Jaguars	2009
		Colts	2010
		Panthers	2010
Seth Williams (DB)	2006-09	Giants	2010

Towson

Name	Years	Team(s)	NFL seasons
Jermon Bushrod (OL)	2003-06	Saints	2007-10

Villanova

Name	Years	Team(s)	NFL seasons
Terry Butler (RB)	2001-04	Jets	2005
Brian Finneran (WR)	1994-97	Eagles	1999
		Falcons	2000-10
		Bills	2007
		Colts	2008
		Bills	2009
		Falcons	2010
Brandyn Harvey (WR)	2006-09	Broncos	1992-95
Willie Oshodin (DE)	1989-91	Broncos	1992-95
Matt Sherry (TE)	2004-07	Bengals	2008
Ray Ventrone (DB)	2001-04	Patriots	2007-08
		Browns	2009-10
		Patriots	2010
Brian Westbrook (RB)	1997-01	Eagles	2002-09
		49ers	2010
Darrel Young (LB)	2005-08	Redskins	2009-10

William and Mary

Name	Years	Team(s)	NFL seasons
R.J. Archer (QB)	2006-09	Vikings	2010
Drew Atchison (TE)	2004-07	Dolphins	2008
David Caldwell (DB)	2006-09	Colts	2010
Derek Cox (CB)	2005-08	Jaguars	2009-10
Mike Leach (TE)	1998-99	Titans	2000-01
		Broncos	2002-08
		Cardinals	2009-10
		Cowboys	2010
Sean Lissemore (DL)	2006-09	Packers	1997-04
Darren Sharper (DB)	1993-96	Vikings	2005-08
		Saints	2009-10
		Rams	2005-07
Dominique Thompson (WR)	2001-04	Giants	2010
Adrian Tracy (DL)	2006-09	Giants	2010
Jude Waddy (LB)	1994-97	Packers	1998-99
		Buccaneers	2000

CAA Football Alumni -- NFL Head Coaches

Name	NFL Team	School (Seasons)
Raheem Morris	Tampa Bay Buccaneers	Hofstra (1994-97)
Mike Tomlin	Pittsburgh Steelers	William and Mary (1990-94)

18 NATIONAL AWARD WINNERS

18 NATIONAL SEMIFINALISTS

9 NATIONAL CHAMPIONSHIP GAME APPEARANCES

5 NATIONAL CHAMPIONS

CAA Football Communications Directory



CAA Football

caafootball.com | [@The_CAAFootball](https://twitter.com/The_CAAFootball) | facebook.com/CAAFootball | youtube.com/CAAFootball | caafootballblog.com
 8625 Patterson Avenue / Richmond, VA / 23229 -- 804-754-1616
 Contact: Scott Meyer, Assistant Commissioner / smeyer@caasports.com / (O) 804-754-1616 x20 / (C) 804-922-7236



Delaware

bluehens.com | [@UDBlueHens](https://twitter.com/UDBlueHens) | facebook.com/DelawareBlueHens | youtube.com/UDBlueHens
 Contact: Scott Selheimer, Assistant Athletics Director
selheim@udel.edu / (O) 302-831-8007 / (C) 302-562-5129 / (Pressbox) 302-831-6199



James Madison

jmusports.com | [@JMUSports](https://twitter.com/JMUSports) | facebook.com (search: JMUSports.com)
 Contact: John Martin, Assistant Athletic Director
martinja@jmu.edu / (O) 540-568-6154 / (C) 540-476-1259 / (Pressbox) 540-568-6521



Maine

goblackbears.com | [@BlackBearsFB](https://twitter.com/BlackBearsFB) | facebook.com/UMBlackbears | youtube.com/UMBlackBears
 Contact: Andrew Mahoney, Assistant Manager
andrew.mahoney@umit.maine.edu / (O) 207-581-4158 / (C) 813-298-9698 / (Pressbox) 207-581-1049



Massachusetts

umassathletics.com | [@UMass_Football](https://twitter.com/UMass_Football) | facebook.com/umassathletics | youtube.com/umassathletics
 Interim Contact: John Sinnett, Associate Director
jsinnett@admin.umass.edu / (O) 413-545-1744 / (C) 413-687-2237 / (Pressbox) 413-545-3550



New Hampshire

unhwildcats.com | [@unhathletics](https://twitter.com/unhathletics) | facebook.com/UNHWildcats | youtube.com/UNHAthletics
 Contact: Mike Murphy, Associate Director
mike.murphy@unh.edu / (O) 603-862-3906 / (C) 603-969-0774 / (Pressbox) 603-862-2645



Old Dominion

odusports.com | [@ODUFootball](https://twitter.com/ODUFootball) | facebook.com (search: Old Dominion University Athletics) | youtube.com/odusports
 Contact: Kimberly Zivkovich, Associate Director
kzivkovi@odu.edu / (O) 757-683-5520 / (C) 757-617-7757 / (Pressbox) 757-683-3842



Rhode Island

gorhody.com | [@RhodyFootball](https://twitter.com/RhodyFootball) | facebook.com/RhodyFootball | youtube.com/rhodeislandrams
 Contact: Tom Symonds, Coordinator
tsymonds@mail.uri.edu / (O) 401-874-2409 / (C) 330-283-8581 / (Pressbox) 401-481-6648



Richmond

richmondspiders.com | [@Spider_Football](https://twitter.com/Spider_Football) | facebook.com (search: Richmond Spiders Football) | youtube.com/richmondspiders
 Contact: Mike DeGeorge, Assistant Director
mdegeorg@richmond.edu / (O) 804-287-6313 / (C) 804-399-8916 / (Pressbox) 804-289-1780



Towson

towsontigers.com | [@TowsonTigers](https://twitter.com/TowsonTigers) | facebook.com/TowsonTigers | youtube.com/TheTowsonTigers
 Contact: Dan O'Connell, Associate Director
doconnell@towson.edu / (O) 410-704-3102 / (C) 410-382-4986 / (Pressbox) 410-704-3102



Villanova

villanova.com | [@NovaAthletics](https://twitter.com/NovaAthletics) | facebook.com/Novaathletics | youtube.com/NovaAthletics
 Contact: Dean Kenefick, Associate Athletics Director
dean.kenefick@villanova.edu / (O) 610-519-6514 / (C) 610-308-4395 / (Pressbox) 610-519-5290



William and Mary

tribeathletics.com | [@TribeAthletics](https://twitter.com/TribeAthletics) | facebook.com (search: William and Mary Tribe Athletics) | youtube.com/TribeAthletics
 Contact: Pete Clawson, Assistant Athletics Director
pmclaw@wm.edu / (O) 757-221-3369 / (C) 757-869-9323 / (Pressbox) 757-221-3414

5 NATIONAL CHAMPIONS
 9 NATIONAL CHAMPIONSHIP GAME APPEARANCES
 18 NATIONAL SEMIFINALISTS
 18 NATIONAL AWARD WINNERS

CAA Football Interactive/Media Services

CAASports.com

CAAFootball.com (CAASports.com) features the latest videos, news and stories on all of the happenings around the conference, including the 11 football schools. Standings along with team-by-team and composite results are updated after each game. Video recaps and weekly highlight packages are posted each week. The site also contains television listings, past conference records and much more.



CAA Football – Checkout the Blog

CAA Football is offering a new and different approach to its league’s news on CAAFootballblog.com. Fans and members of the media can logon to find even more news on one of the top FCS leagues in country, in addition to what you would already find on CAAFootball.com.



CAA Football – Follow us on Twitter

Fans and members of the media are encouraged to follow CAA Football on Twitter: twitter.com/The_CAAFootball. Logon now and “follow” the league to get a look at one of the top collegiate football conferences in the country. CAA Football will tweet regularly throughout both the season and offseason.



CAA Football – Like us on Facebook

Fans and media members can now share their thoughts, ideas, photos and more on CAA Football’s Facebook page: facebook.com/CAAFootball. Logon now and “like” us to get all sorts of information in your news feed. Feel free to comment on our posts, write on our wall and even share your pictures from game-day. CAA Football wants to INTERACT with you.



CAA Football – Watch us on YouTube

Fans and members of the media can see all of CAA Football’s new media efforts on YouTube: www.youtube.com/CAAFootball. Logon now and subscribe to see the latest video productions from CAA Football.



CAA Football Pressbox

Located on CAAFootball.com, The CAA Football Pressbox is the official source for all CAA Football information for fans and members of the media. Check The CAA Football Pressbox each week for updated team-by-team weekly releases, two-deep charts, league and team stats as well as other “media-type” information. CAA Football plans to archive the conference’s weekly releases, each our programs’ weekly releases and each team’s home-game flipcards in a printer-friendly format. Also available on the site are coach and player pictures and each team’s logo and helmet illustration.

CAA Football Weekly Coaches’ Media Teleconference

The CAA Football coaches will hold a weekly teleconference for the media beginning Monday, Aug. 29. The call will take place each Monday throughout the 2011 regular season and postseason. The scheduled calls will come to an end when the final CAA Football team completes its season in the 2011 NCAA Division I National Championships.

The teleconference will open with the release of the selected player of the week winners, a recap of the weekend and a preview of the upcoming week. CAA Football coaches will be available to answer questions beginning at 10:10 a.m. (ET). The **NEW** weekly lineup is listed below. Over the course of the season the league will incorporate a featured student-athlete segment at 12 p.m., should the demand dictate. The league office will announce when the student-athlete segment will be used in advance of the specific call.

Media representatives wishing to participate in the teleconference should contact Scott Meyer at the CAA Football office for the phone number and password. Audio files from each of the weekly teleconferences will be archived on The CAA Football Pressbox website shortly after the individual calls are complete.

NEW Weekly Media Teleconference Lineup (all ET)

10:00 a.m..... CAA Football Update	11:10 a.m..... Rob Ambrose, Towson
10:10 a.m..... Jack Cosgrove, Maine	11:20 a.m..... Mickey Matthews, James Madison
10:20 a.m..... Sean McDonnell, New Hampshire	11:30 a.m..... Latrell Scott, Richmond
10:30 a.m..... Kevin Morris, Massachusetts	11:40 a.m..... K.C. Keeler, Delaware
10:40 a.m..... Joe Trainer, Rhode Island	11:50 a.m..... Bobby Wilder, Old Dominion
10:50 a.m..... Andy Talley, Villanova	12:00 p.m..... CAA Football Student-Athlete (TBD)
11:00 a.m..... Jimmye Laycock, William and Mary	

Weekly Awards, Releases & Stats

Media can access the complete weekly release, including conference and team-by-team statistics, by logging on to both caafootball.com and caafootballblog.com, following us on Twitter and liking us on Facebook. Weekly releases will also be sent via email to media outlets around the league. Please contact Scott Meyer at the CAA Football office for more details.

Weekly Awards

CAA Football names Offensive, Defensive, Rookie and Special Teams Players of the Week each Monday morning during the season. Winners, announced at the beginning of the weekly teleconference, are chosen from nominations provided by CAA Football Media Relations personnel. The weekly honors release can be accessed by logging on to both caafootball.com and caafootballblog.com, following us on Twitter and liking us on Facebook.

Annual Awards

All-CAA Football First, Second and Third Teams, Players of the Year on offense, defense and special teams, Rookies of the Year on offense and defense and Coach of the Year are selected by a vote of the league’s 11 head coaches at the conclusion of the regular season. The awards will be announced by the CAA Football office via release which can be accessed by logging on to both caafootball.com and caafootballblog.com, following us on Twitter and liking us on Facebook.

18 NATIONAL AWARD WINNERS

18 NATIONAL SEMIFINALISTS

9 NATIONAL CHAMPIONSHIP GAME APPEARANCES

5 NATIONAL CHAMPIONS

5 NATIONAL CHAMPIONS
9 NATIONAL CHAMPIONSHIP GAME APPEARANCES
18
11 FINALISTS
18 NATIONAL AWARD WINNERS



Derek Cox
William and Mary Tribe

Marques Colston
Hofstra Pride

Jovan Belcher
Maine Black Bears

Tim Hightower
Richmond Spiders

Arthur Moats
James Madison Dukes

Joe Flacco
Delaware Blue Hens

Brian Finneran
Villanova Wildcats

Mike Tomlin
William and Mary Tribe

Raheem Morris
Hofstra Pride

Sunday Players

CAA Football boasted 42 NFL Players and two NFL Head Coaches in 2010

2011 CAA Football Schedule



CAA Football



Delaware



James Madison



Maine



Massachusetts



New Hampshire



Old Dominion



Rhode Island



Richmond



Towson



Villanova



William and Mary

Sept. 1/3	AT NAVY	AT NORTH CAROLINA	BRYANT	AT HOLY CROSS SEPT. 1ST	AT TOLEDO SEPT. 1ST	CAMPBELL		AT DUKE	MORGAN STATE	AT TEMPLE SEPT. 1ST	AT VIRGINIA
Sept. 10	WEST CHESTER	CENTRAL CONNECTICUT STATE	AT PITTSBURGH		AT LEHIGH	AT GEORGIA STATE	AT SYRACUSE	WAGNER	VILLANOVA	AT TOWSON	AT VMI
Sept. 17	DELAWARE STATE	AT LIBERTY	AT ALBANY	RHODE ISLAND		HAMPTON	AT MASSACHUSETTS	VMI		MONMOUTH	NEW HAVEN
Sept. 24	OLD DOMINION	AT WILLIAM AND MARY		AT BOSTON COLLEGE	AT RICHMOND	AT DELAWARE	FORDHAM	NEW HAMPSHIRE	COLGATE	AT PENN	JAMES MADISON
Oct. 1	AT MAINE	RICHMOND	DELAWARE	AT OLD DOMINION	HOLY CROSS	MASSACHUSETTS	AT BROWN	AT JAMES MADISON	AT MARYLAND	WILLIAM AND MARY	AT VILLANOVA
Oct. 8	WILLIAM AND MARY	MAINE	AT JAMES MADISON	CENTRAL CONNECTICUT STATE	VILLANOVA	AT RHODE ISLAND	OLD DOMINION	AT TOWSON	RICHMOND	AT NEW HAMPSHIRE	AT DELAWARE
Oct. 15	MASSACHUSETTS	VILLANOVA	RHODE ISLAND	AT DELAWARE	AT WILLIAM AND MARY	TOWSON	AT MAINE		AT OLD DOMINION	AT JAMES MADISON	NEW HAMPSHIRE
Oct. 22	AT RHODE ISLAND		AT RICHMOND	VS NEW HAMPSHIRE (FOXBOROUGH, MASS.)	VS MASSACHUSETTS (FOXBOROUGH, MASS.)	AT VILLANOVA	DELAWARE	MAINE	AT WILLIAM AND MARY	OLD DOMINION	TOWSON
Oct. 29	AT TOWSON	AT OLD DOMINION	AT VILLANOVA	AT RICHMOND	RHODE ISLAND	JAMES MADISON	AT NEW HAMPSHIRE	MASSACHUSETTS	DELAWARE	MAINE	
Nov. 5		AT NEW HAMPSHIRE	TOWSON	VILLANOVA	JAMES MADISON	RICHMOND	WILLIAM AND MARY	AT OLD DOMINION	AT MAINE	AT MASSACHUSETTS	AT RHODE ISLAND
Nov. 12	RICHMOND	RHODE ISLAND	MASSACHUSETTS	AT MAINE	AT TOWSON	AT WILLIAM AND MARY	AT JAMES MADISON	AT DELAWARE	NEW HAMPSHIRE		OLD DOMINION
Nov. 19	VS VILLANOVA (CHESTER, PA.)	AT MASSACHUSETTS	AT NEW HAMPSHIRE	JAMES MADISON	MAINE		TOWSON	WILLIAM AND MARY	AT RHODE ISLAND	VS DELAWARE (CHESTER, PA.)	AT RICHMOND

CAA Football games shaded in blue | Schedule Dates subject to change