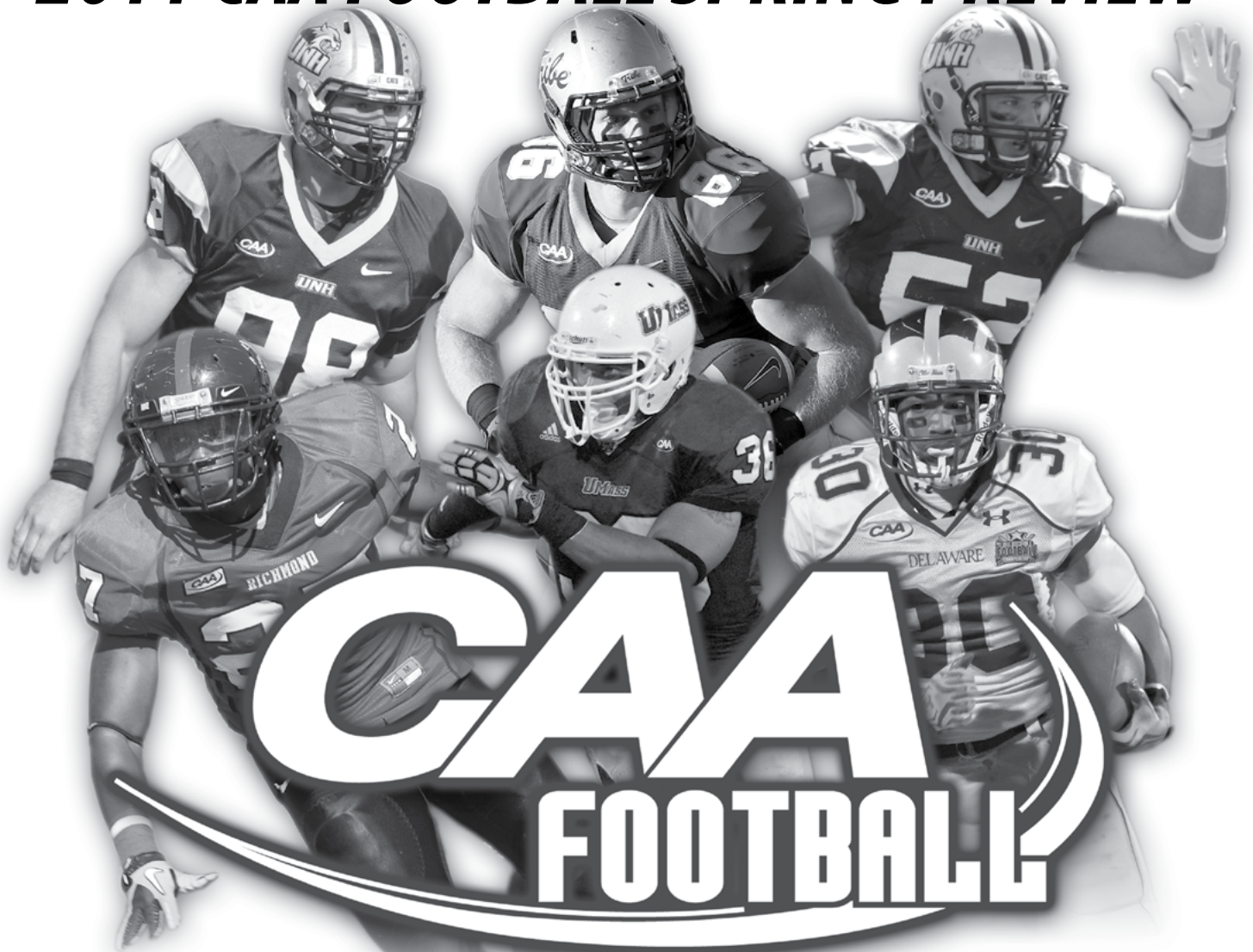


2011 CAA FOOTBALL SPRING PREVIEW



CAASports.com | caafootballblog.com | @The_CAAFootball
facebook.com/CAAFootball | youtube.com/CAAFootball



2011 CAA Football Composite Schedule As of May 19, 2011

Thursday, September 1

Massachusetts at Holy Cross.....
 New Hampshire at Toledo.....
 Villanova at Temple.....

Saturday, September 3

Delaware at Navy.....
 James Madison at North Carolina [RSN, ACC]3:30 p.m.
 Bryant at Maine.....
 Campbell at Old Dominion.....
 Richmond at Duke [ESPN3]7:00 p.m.
 Morgan State at Towson.....
 William and Mary at Virginia [ESPN3]6:00 p.m.

Saturday, September 10

*Villanova at Towson.....
 West Chester at Delaware.....
 Central Connecticut State at James Madison.....
 Maine at Pittsburgh.....
 New Hampshire at Lehigh.....
 Old Dominion at Georgia State.....
 Rhode Island at Syracuse.....
 Wagner at Richmond.....
 William and Mary at VMI.....

Saturday, September 17

*Rhode Island at Massachusetts.....
 Delaware State at Delaware.....
 James Madison at Liberty.....
 Maine at Albany.....
 Hampton at Old Dominion.....
 VMI at Richmond.....
 Monmouth at Villanova.....
 New Haven at William and Mary.....

Saturday, September 24

*Old Dominion at Delaware.....
 *James Madison at William and Mary.....
 *New Hampshire at Richmond.....
 Massachusetts at Boston College.....
 Fordham at Rhode Island.....
 Colgate at Towson.....
 Villanova at Penn.....

Saturday, October 1

*Delaware at Maine.....
 *Richmond at James Madison.....
 *William and Mary at Villanova.....
 *Massachusetts at Old Dominion.....
 Holy Cross at New Hampshire.....
 Rhode Island at Brown.....
 Towson at Maryland.....

Saturday, October 8

*William and Mary at Delaware.....
 *Maine at James Madison.....
 *Villanova at New Hampshire.....
 *Old Dominion at Rhode Island.....
 *Richmond at Towson.....
 Central Connecticut State at Massachusetts.....

Saturday, October 15

*Massachusetts at Delaware.....
 *Villanova at James Madison.....
 *Rhode Island at Maine.....
 *New Hampshire at William and Mary.....
 *Towson at Old Dominion.....



Saturday, October 22

*Delaware at Rhode Island.....
 *Maine at Richmond.....
 *New Hampshire vs Massachusetts (Foxborough, Mass.).....
 *Old Dominion at Villanova.....
 *Towson at William and Mary.....

Saturday, October 29

*Delaware at Towson.....
 *James Madison at Old Dominion.....
 *Maine at Villanova.....
 *Massachusetts at Richmond.....
 *Rhode Island at New Hampshire.....

Saturday, November 5

*James Madison at New Hampshire.....
 *Towson at Maine.....
 *Villanova at Massachusetts.....
 *Richmond at Old Dominion.....
 *William and Mary at Rhode Island.....

Saturday, November 12

*Richmond at Delaware.....
 *Rhode Island at James Madison.....
 *Massachusetts at Maine.....
 *New Hampshire at Towson.....
 *Old Dominion at William and Mary.....

Saturday, November 19

*Delaware at Villanova.....
 *James Madison at Massachusetts.....
 *Maine at New Hampshire.....
 *Towson at Rhode Island.....
 *William and Mary at Richmond.....

Saturday, November 26

NCAA Division I Football Championship First Round

Saturday, December 3

NCAA Division I Football Championship Second Round

Saturday, December 10

NCAA Division I Football Championship Quarterfinals

Friday & Saturday, December 16 & 17

NCAA Division I Football Championship Semifinals

Date To Be Determined

NCAA Division I Football Championship Title Game
 (Pizza Hut Park; Frisco, Texas)

* - CAA Football Game
 [] - Broadcasting Network
 All Times Eastern
 Schedule Dates, Times and Broadcasts subject to change

LEGEND

RSN, ACC.....	Regional Sports Networks, ACC	ESPN3.....	ESPN3.com
B10.....	Big Ten Network	ESPNGP.....	ESPN GamePlan
CBS3.....	CBS3Now (Springfield, Mass.)	ESPNU.....	ESPNU
COX11.....	Cox 11 (Williamsburg, Va.)	ESPNUHD.....	ESPNU High Definition
CSN-MA.....	Comcast SportsNet Mid-Atlantic	FCSA.....	Fox College Sports Atlantic
CSN-MA+.....	Comcast SportsNet Mid-Atlantic Plus	MASN.....	Mid-Atlantic Sports Network
CSN-NE.....	Comcast SportsNet New England	MYPHL-17.....	My Philadelphia Ch. 17 (Philadelphia, Pa.)
CSN-P.....	Comcast SportsNet Philadelphia	SNY.....	SportsNet New York
CSS.....	Comcast Sports Southeast	TCN.....	The Comcast Network Mid-Atlantic & Philly
CW.....	The CW (Portland, Maine)	TWCS.....	Time Warner Cable SportsNet (New York)
CW57.....	The CW Channel 57 (Philadelphia, Pa.)	WABI.....	WABI-TV (Bangor, Maine)
ESPN.....	ESPN	WFMZ69.....	WFMZ Channel 69 (Newark, Del.)
ESPNUHD.....	ESPN High Definition		
ESPN2.....	ESPN2		
ESPN2HD.....	ESPN2 High Definition		

CAA Football Media Services

2011 CAA Football Media Day

July 27 - M&T Bank Stadium - Baltimore, Md.

CAA Football will kick off the 2011 season at M&T Bank Stadium in Baltimore, Md., Wednesday, July 27. CAA Football head coaches and selected players from each team will be on hand to preview the upcoming season. Please contact Scott Meyer at the CAA Football office for registration details and visit all of CAA Football's interactive websites (listed below) on July 27 for an inside look at the event while it's happening.

CAASports.com

CAASports.com features the latest videos, news and stories on all of the happenings around the conference, including the 11 football schools. Standings along with team-by-team and composite results are updated after each game. Video recaps and weekly highlight packages are posted each week. The site also contains television listings, past conference records and much more.

CAA Football – Checkout the Blog

CAA Football is offering a new and different approach to its league's news on CAAFootballblog.com. Fans and members of the media can logon to find even more news on one of the top FCS leagues in country, in addition to what you would already find on CAASports.com.

CAA Football – Follow us on Twitter

Fans and members of the media are encouraged to follow CAA Football on Twitter: twitter.com/The_CAAFootball. Logon now and "follow" the league to get a look at one of the top collegiate football conferences in the country. CAA Football will tweet regularly throughout both the season and offseason.

CAA Football – Like us on Facebook

Fans and media members can now share their thoughts, ideas, photos and more on CAA Football's Facebook page: facebook.com/CAAFootball. Logon now and "like" us to get all sorts of information in your news feed. Feel free to comment on our posts, write on our wall and even share your pictures from gameday. CAA Football wants to INTERACT with you.

CAA Football – Watch us on YouTube

Fans and members of the media can see all of CAA Football's new media efforts on YouTube: www.youtube.com/CAAFootball. Logon now and subscribe to see the latest video productions from CAA Football.

CAA Football Pressbox

Located on caasports.com, The CAA Football Pressbox is the official source for all CAA Football information for fans and members of the media. Check The CAA Football Pressbox each week for updated team-by-team weekly releases, two-deep charts, league and team stats as well as other "media-type" information. CAA Football plans to archive the conference's weekly releases, each our programs' weekly releases and each team's home-game flipcards in a printer-friendly format. Also available on the site are coach and player pictures and each team's logo and helmet illustration.

CAA Football Weekly

Coaches' Media Teleconference

The CAA Football coaches will hold a weekly teleconference for the media beginning Monday, Aug. 29. The call will take place each Monday throughout the 2011 regular season and postseason. The scheduled calls will come to an end when the final CAA Football team completes its season in the 2011 NCAA Division I National Championships.

The teleconference will open with the release of the selected player of the week winners, a recap of the weekend and a preview of the upcoming week. CAA Football coaches will be available to answer questions beginning at 10:10 a.m. (ET). The weekly lineup will be determined prior to the first call of the 2011 season. Beginning Sept. 5 and continuing throughout the 2011 season, a featured student-athlete will conclude the call with a 10-minute interview segment at 12 p.m.

Media representatives wishing to participate in the teleconference should contact Scott Meyer at the CAA Football office for the phone number and password. Audio files from each of the weekly teleconferences will be archived on The CAA Football Pressbox website shortly after the individual calls are complete.

Weekly Release & Stats

Media can access the complete weekly release, including conference and team-by-team statistics, by logging on to both caasports.com and caafootballblog.com, following us on Twitter and liking us on Facebook. Weekly releases will also be sent via email to media outlets around the league. Please contact Scott Meyer at the CAA Football office for more details.

Weekly Awards

CAA Football names Offensive, Defensive, Rookie and Special Teams Players of the Week each Monday morning during the season. Winners, announced at the beginning of the weekly teleconference, are chosen from nominations provided by CAA Football Media Relations personnel. The weekly honors release can be accessed by logging on to both caasports.com and caafootballblog.com, following us on Twitter and liking us on Facebook.

Annual Awards

All-CAA Football First, Second and Third Teams, Players of the Year on offense, defense and specials teams, Rookies of the Year on offense and defense and Coach of the Year are selected by a vote of the league's 11 head coaches at the conclusion of the regular season. The awards will be announced by the CAA Football office via release which can be accessed by logging on to both caasports.com and caafootballblog.com, following us on Twitter and liking us on Facebook.

2011 Preview Information

Table of Contents

1.....	2011 Composite Schedule
2.....	CAA Football Media Services/Preview Information
3.....	CAA Football Communications Directory
4-5	The CAA Football Conference
6-9	Delaware Blue Hens
10-13	James Madison Dukes
14-17	Maine Black Bears
18-21	Massachusetts Minutemen
22-25	New Hampshire Wildcats
26-29	Old Dominion Monarchs
30-33	Rhode Island Rams
34-37	Richmond Spiders
38-41	Towson Tigers
42-45	Villanova Wildcats
46-49	William and Mary Tribe
50-57	2010 Season in Review
58-64	2010 Statistics
65-68	Year-By-Year Standings
69-75	All-Time Records

Abbreviations

Abbreviations are used extensively throughout this guide when referring to current and former member institutions. The following is a complete listing of those abbreviations:

Abbreviation	School
BU	Boston University
UC	Connecticut
UD	Delaware
HOF	Hofstra
JMU	James Madison
UM	Maine
UMass	Massachusetts
UNH	New Hampshire
NU	Northeastern
ODU	Old Dominion
URI	Rhode Island
UR	Richmond
TU	Towson
VER	Vermont
VU	Villanova
WM	William and Mary

Credits

The 2011 CAA Football Preview was produced by the CAA Football Communications staff and published by the Colonial Athletic Association. It was written, edited and designed by Scott Meyer. Editorial assistance by Rob Washburn, Niki DeSantis and Zach Burrus. Special thanks to the CAA Staff and the conference's communications staffs for their assistance.

On The Front

CAA Football's returning 2010 All-America honorees: (Top Row - left to right) - New Hampshire's Brian McNally, William and Mary's Alex Gottlieb and New Hampshire's Matt Evans. (Second Row) - Richmond's Kendall Gaskins, Massachusetts' Tyler Holmes and Delaware's Andrew Pierce. Using your smartphone, photograph the QR (quick response) code on left hand side of the front page to see all the ways you can interact with CAA Football. If you don't have a QR reader on your phone, visit your app store and search "qr reader" to download one.

CAA Football Communications Directory

	CAA Football caasports.com @The_CAAFootball facebook.com/CAAFootball youtube.com/CAAFootball caafotballblog.com 8625 Patterson Avenue / Richmond, VA / 23229 -- 804-754-1616 Contact: Scott Meyer, Assistant Commissioner / smeyer@caasports.com / (O) 804-754-1616 x20 / (C) 804-922-7236
	Delaware bluehens.com @UDbluehens facebook.com/DelawareBlueHens Contact: Scott Selheimer, Assistant Athletics Director selheim@udel.edu / (O) 302-831-8007 / (C) 302-562-5129 / (Pressbox) 302-831-6199
	James Madison jmusports.com @JMUSports facebook.com (search: JMUSports.com) Contact: John Martin, Assistant Athletic Director martinja@jmu.edu / (O) 540-568-6154 / (C) 540-476-1259 / (Pressbox) 540-568-6521
	Maine goblackbears.com @BlackBearsFB facebook.com/UMBlackbears youtube.com/UMBlackBears Contact: Andrew Mahoney, Assistant Manager andrew.mahoney@umit.maine.edu / (O) 207-581-4158 / (C) 813-298-9698 / (Pressbox) 207-581-1049
	Massachusetts umassathletics.com @UMass_Football facebook.com/umassathletics youtube.com/umassathletics Contact: Jason Yellin, Associate Athletics Director jjellin@admin.umass.edu / (O) 413-577-3061 / (C) 413-687-1756 / (Pressbox) 413-545-3550
	New Hampshire unwildcats.com @unhathletics facebook.com/UNHAthletics youtube.com/UNHAthletics Contact: Mike Murphy, Associate Director mike.murphy@unh.edu / (O) 603-862-3906 / (C) 603-969-0774 / (Pressbox) 603-862-2645
	Old Dominion odusports.com @ODUFootball facebook.com (search: Old Dominion University Athletics) youtube.com/odusports Contact: Kimberly Zivkovitch, Associate Director kzivkovi@odu.edu / (O) 757-683-5520 / (C) 757-617-7757 / (Pressbox) 757-683-3842
	Rhode Island gorhody.com @RhodyFootball facebook.com/RhodyFootball youtube.com/rhodeislandrams Contact: Tom Symonds, Coordinator tsymonds@mail.uri.edu / (O) 401-874-2409 / (C) 330-283-8581 / (Pressbox) 401-481-6648
	Richmond richmondspiders.com @Spider_Football facebook.com (search: Richmond Spiders Football) youtube.com/richmondspiders Contact: Mike DeGeorge, Assistant Director mdegeorg@richmond.edu / (O) 804-287-6313 / (C) 804-399-8916 / (Pressbox) 804-289-1780
	Towson towsontigers.com @TowsonTigers facebook.com/TowsonTigers youtube.com/TheTowsonTigers Contact: Dan O'Connell, Associate Director doconnell@towson.edu / (O) 410-704-3102 / (C) 410-382-4986 / (Pressbox) 410-704-3102
	Villanova villanova.com @NovaAthletics facebook.com/Novaathletics youtube.com/NovaAthletics Contact: Dean Kenefick, Associate Athletics Director dean.kenefick@villanova.edu / (O) 610-519-6514 / (C) 610-308-4395 / (Pressbox) 610-519-5290
	William and Mary tribeathletics.com @TribeAthletics facebook.com (search: William and Mary Tribe Athletics) youtube.com/TribeAthletics Contact: Pete Clawson, Assistant Athletics Director pmclaw@wm.edu / (O) 757-221-3369 / (C) 757-869-9323 / (Pressbox) 757-221-3414

CAA Football



8625 Patterson Avenue | Richmond, VA 23229
 804-754-1616
 caasports.com
 caafootballblog.com
 @The_CAAFootball
 facebook.com/CAAFootball
 youtube.com/CAAFootball

Four NCAA Championship game appearances in four years under the CAA Football banner and more than 47 percent of its games on television...quite a way to begin an era! CAA Football raised the profile of what was once the Yankee Conference and later the Atlantic 10 Conference when it took the reins of the league in 2007. Now four years into the CAA's leadership the league has moved from one of the power conferences in the NCAA Football Championship Subdivision, to arguably the most successful conference in the division in terms of on-the-field success, television exposure, marketability and success of its players at the next level. The league's marketability will only continue to grow as it adds Old Dominion to its roster in 2011, expanding further into the Tidewater market of Virginia, and later Georgia State, based in Atlanta, Ga., in 2012.

Delaware pushed CAA Football's streak to five-straight National Championship game appearances and seven in the last eight years. The league's non-conference success was evidenced again last season by a 22-6 (.786) mark against FCS foes, while James Madison pushed the league's win total to three over teams from the Atlantic Coast Conference in the last two years with an epic, 21-16, victory at nationally-ranked Virginia Tech. CAA Football has won 10 games over BCS/FBS foes in the last five seasons and 19 contests against the upper level of major college football in the last 10 years.

CAA Football continued its stronghold in the national polls, showing seven teams ranked over a nine-week stretch and a total of three teams at No. 1 during the 2010 season. Even more impressive was a four-week stretch from Sept. 20-Oct. 11 when league squads occupied five of the Top-10 spots in The Sports Network poll.

An expanded NCAA Playoff field in 2010 allowed CAA Football to extend its streak to four-straight years of four or more squads appearing in the postseason. Both Delaware and William and Mary earned Top-5 seeds, while Villanova and New Hampshire had to go on the road for their postseason openers. Delaware dispatched of Lehigh and New Hampshire won at Bethune-Cookman to set up an All-CAA Football matchup in Newark in the quarterfinal round. Villanova rattled off 40 unanswered points to come from behind at Stephen F. Austin and advance, while the Tribe struggled to stop the triple-option attack of Georgia Southern and fell to the Eagles in its postseason opener. Delaware and New Hampshire renewed a CAA Football rivalry in the quarterfinal round and a defensive battle ensued as the Blue Hens advanced giving the league a semifinalist for the fifth-straight year. Villanova got a total of five touchdowns from Matt Szczur to upset top-seeded Appalachian State at The Rock and march into the semifinal round. Villanova could not regain its early lead on the road at Eastern Washington and fell to the Eagles, but Delaware forced five Georgia Southern turnovers which helped it advance to the 2011 NCAA Division I National Championship game for the second time four seasons. The Blue Hens dropped a 20-19 decision to Eastern Washington at the new home of the National Championship game, Pizza Hut Park in Frisco, Texas.

The league has earned 75 total playoff berths, including 35 in the last 10 seasons. Getting into the playoffs isn't where the success stops, as evidenced by 50 playoff wins since 2001. CAA Football has continued to make its presence felt at the national level by placing nine teams in the national semifinal round over the last five seasons, and advancing a team to the national title game each of those five years as well.

Richmond's National Championship in 2008 and Villanova's 2009 title are the most recent championships for the league. In 2004, James Madison claimed the national championship with a 31-21 triumph over Montana, becoming the first team to reach the title game by winning three road playoff contests since the field expanded to 16 teams in 1986. Delaware rolled past Colgate 40-0 to capture the national championship in 2003, becoming the first team to ever post a shutout in the title game. No other conference has had two different teams win national titles in back-to-back years and CAA Football has done it twice (2003-04 & 2008-09). Massachusetts earned a national championship in 1998, beating perennial power Georgia Southern, 55-43.

Along with the team accomplishments, the conference has accumulated numerous individual accolades. New Hampshire quarterback Ricky Santos (2006), William and Mary quarterback Lang Campbell (2004), Villanova running back Brian Westbrook (2001), Villanova wide receiver Brian Finneran (1997), New Hampshire running back Jerry Azumah (1998) and Towson running back Dave Meggett (1988) all have won the prestigious Walter Payton Award under the league banner. James Madison linebacker Derrick Lloyd (2001) and defensive lineman Arthur Moats (2009) each received the Buck Buchanan Award. New Hampshire's Sean McDonnell (2005), James Madison's Mickey Matthews (1999 & 2008), Villanova's Andy Talley (1997) and Boston University's Dan Allen (1993) have earned the Eddie Robinson National Coach of the Year Award. Delaware's K.C. Keeler (2010), Richmond's Mike London (2008), Matthews (2004), Massachusetts' Mark Whipple (1998) and Talley (1997 & 2009) have garnered the American Football Coaches Association National Coach of the Year honor.

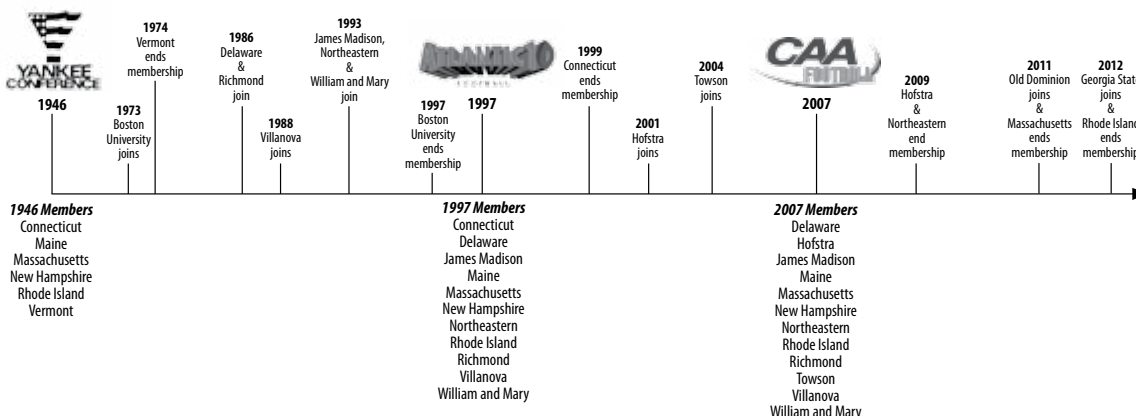
Success beyond the collegiate playing field can be measured in numerous ways. CAA Football has had 98 players drafted by NFL franchises dating back to 1948. A total of 24 players have been selected in the draft over the last 10 years, including the league's second-highest draft pick ever -- former Delaware Blue Hen quarterback Joe Flacco (18th overall to the Baltimore Ravens). The league has also excelled in graduating student-athletes as 10 programs have earned NCAA Public Recognition Awards over the last three years for ranking among the Top 10 percent of the FCS in the NCAA's Academic Progress Rating system.

The CAA Football geographic footprint encompasses much of the East Coast with schools located from Maine to Virginia. Current members include Delaware, James Madison, Maine, Massachusetts, New Hampshire, Old Dominion, Rhode Island, Richmond, Towson, Villanova and William and Mary, while Georgia State will join the fold as a full member in 2012. While CAA Football officially began March 1, 2007, its roots date back more than 60 years.

On December 3, 1946, the Code of the Yankee Conference went into effect. Established as an all-sports conference for the New England land grant colleges, the six charter members included Connecticut, Maine, Massachusetts, New Hampshire, Rhode Island and Vermont. Upon the formation of Division I-AA football in 1978, the league disbanded all sports except football. Delaware and Richmond were admitted to the conference in 1986, Villanova was added in 1988 and James Madison, Northeastern and William and Mary joined the league in 1993. The Atlantic 10 assumed operation control of the conference from 1997-2006, with Hofstra becoming part of the league in 2001 and Towson joining the group in 2004.

	TOM YEAGER Commissioner
	CHUCK BOONE Director of Football Operations
	SCOTT MEYER Assistant Commissioner
	JIM MACDONAGH Officials Coordinator
	KATHLEEN BATTERSON Senior Associate Commissioner Internal Operations/SWA
	PETE HOCK Associate Commissioner Broadcast Services
	KELLY BOWMASTER Assistant Commissioner Creative Services/Video
	BOBBY BROYLES Assistant Director, Video Services
	CINDY WILLIAMS Chief Operating Officer

THE HISTORY OF CAA FOOTBALL



CAA Football By The Numbers

	DAN ALLEN 1993 Eddie Robinson Award Boston University
	JERRY AZUMAH 1998 Walter Payton Award New Hampshire
	LANG CAMPBELL 2004 Walter Payton Award William and Mary
	BRIAN FINNERAN 1997 Walter Payton Award Villanova
	K.C. KEELER 2010 AFCA Coach of the Year Delaware
	DERRICK LLOYD 2001 Buck Buchanan Award James Madison
	MIKE LONDON 2008 AFCA Coach of the Year Richmond
	MICKY MATTHEWS 1999 & 2008 Eddie Robinson Award 2004 AFCA Coach of the Year James Madison
	SEAN MCDONNELL 2005 Eddie Robinson Award New Hampshire
	DAVE MEGGETT 1988 Walter Payton Award Towson
	ARTHUR MOATS 2009 Buck Buchanan Award James Madison
	RICKY SANTOS 2006 Walter Payton Award New Hampshire
	ANDY TALLEY 1997 & 2009 AFCA Coach of the Year 1997 Eddie Robinson Award Villanova
	BRIAN WESTBROOK 2001 Walter Payton Award Villanova
	MARK WHIPPLE 1998 AFCA Coach of the Year Massachusetts

5 -- National Championships

- Massachusetts - 1998 (55-43 over Georgia Southern)
- Delaware - 2003 (40-0 over Colgate)
- James Madison - 2004 (31-21 over Montana)
- Richmond - 2008 (24-7 over Montana)
- Villanova - 2009 (23-21 over Montana)

4 -- National Championship Runners-up

- Massachusetts - 1978 (28-35 to Florida A&M)
- Massachusetts - 2006 (17-28 to Appalachian State)
- Delaware - 2007 (21-49 to Appalachian State)
- Delaware - 2011 (19-20 to Eastern Washington)

20 -- Consecutive seasons of multiple berths in the NCAA Playoffs

- Longest active streak in FCS history

75 -- NCAA Playoff Berths

35 -- NCAA Playoff Berths over the last 10 years

50 -- NCAA Playoff Wins over the last 10 years

7 -- NCAA Championship Final appearances over the last 8 years

9 -- NCAA Championship Semifinal appearances over the last 5 years

6 -- Walter Payton Award Winners

- Dave Meggett - Towson, 1988
- Brian Finneran - Villanova, 1997
- Jerry Azumah - New Hampshire, 1998
- Brian Westbrook - Villanova, 2001
- Lang Campbell - William and Mary, 2004
- Ricky Santos - New Hampshire, 2006

2 -- Buck Buchanan Award Winners

- Derrick Lloyd - James Madison, 2001
- Arthur Moats - James Madison, 2009

5 -- Eddie Robinson National Coach of the Year Winners

- Dan Allen - Boston University, 1993
- Andy Talley - Villanova, 1997
- Mickey Matthews - James Madison, 1999
- Sean McDonnell - New Hampshire, 2005
- Mickey Matthews - James Madison, 2008

6 -- American Football Coaches Association National Coach of the Year Winners

- Andy Talley - Villanova, 1997
- Mark Whipple - Massachusetts, 1998
- Mickey Matthews - James Madison, 2004
- Mike London - Richmond, 2008
- Andy Talley - Villanova, 2009
- K.C. Keeler - Delaware, 2010

5 -- Members of the College Football Hall of Fame

- Lou Holtz, William and Mary
- Dick MacPherson, Massachusetts
- Dave Nelson, Maine & Delaware
- Tubby Raymond, Delaware
- Eddie N. Robinson, Maine

309 -- Sports Network All-Americans (Since 1987)

103 -- American Football Coaches Association All-Americans (Since 1979)

98 -- Players Drafted By NFL Franchises

Delaware Blue Hens

Quick Facts

Location Newark, Del.
 Enrollment 16,000
 Nickname Blue Hens
 Colors Royal Blue & Gold
 Website www.bluehens.com
 Stadium Tubby Raymond Field at Delaware Stadium
 Stadium Capacity 22,000
 Stadium Surface Artificial Grass
 President Dr. Patrick E. Harker
 Athletics Director Bernard Muir
 Head Coach K.C. Keeler
 Head Coach Alma Mater, Year Delaware, 1981
 Football Contact Scott Selheimer, Assistant Athletics Director/Sports Information
 Football Contact Office Phone 302-831-8007
 Offensive Starters Returning/Lost 7/4
 Defensive Starters Returning/Lost 3/8

2010 Results (12-3, 6-2 CAA)

Home Stadium: Delaware Stadium (22,000)

Home: 9-1 Away: 3-1 vs. Top 25 (TSN/F): 7-3 vs. Top 25 (Coach): 7-3
 Total Home Attendance: 177,526 Average Home Attendance: 17,753

Sept. 2	{16/19}	West Chester	W 31-0	19,421
Sept. 11	{16/17}	South Dakota State {9/9}	W 26-3	19,854
Sept. 18	{11/12}	Duquesne	W 30-2	18,922
Sept. 25	{7/6}	*at Richmond [TCN/CSN-NE] {5/5}	W 34-13	8,700
Oct. 2	{5/5}	*at James Madison [TCN/CSN-NE] {3/3}	W 13-10	16,205
Oct. 9	{2/2}	*Maine {rv/-}	W 26-7	19,523
Oct. 16	{2/2}	*Rhode Island	W 24-17	22,576
Oct. 23	{2/2}	*at William and Mary [TCN/CSN-NE/COX11] {4/5}	L 16-17	12,259
Nov. 6	{5/4}	*Towson	W 48-0	21,603
Nov. 13	{2/1}	*at Massachusetts {14/13}	W 45-27	10,057
Nov. 20	{1/1}	*Villanova [TCN] {15/15}	L 21-28 (10T)	22,891
Dec. 4	{5/5}	Lehigh [WFMZ69] {19/18}	W 42-20	13,649
Dec. 10	{5/5}	New Hampshire [ESPN2/ESPN2HD/ESPN3] {11/10}	W 16-3	8,770
Dec. 18	{5/5}	Georgia Southern [ESPN/ESPNHD/ESPN3] {20/22}	W 27-10	10,317
Jan. 7	{5/5}	vs Eastern Washington [ESPN2/ESPN2HD/ESPN3] {1/1}	L 19-20	13,027

CAA Team's Coaches & Sports Network Rankings listed prior to Opponent/Opponent's Coaches & Sports Network Rankings listed after Opponent at time game was played



BLUE HENS HEAD COACH
K.C. KEELER
9 SEASONS (2002-2010)

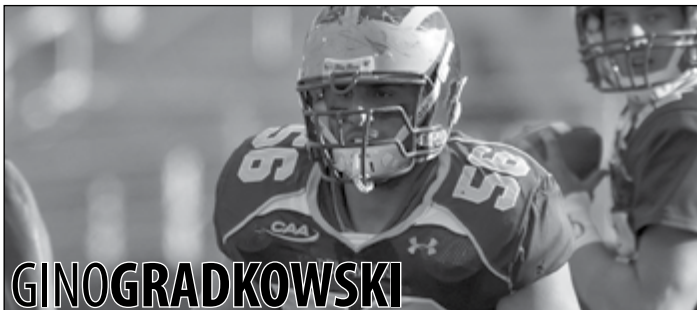
Collegiate Overall Record (Years) 162-63-2 (17 years)
 Record at CAA Football Schools (Years) 74-42 (9 years)
 Record in CAA Football Games (Years) 42-32 (9 years)

Delaware Coaching Staff

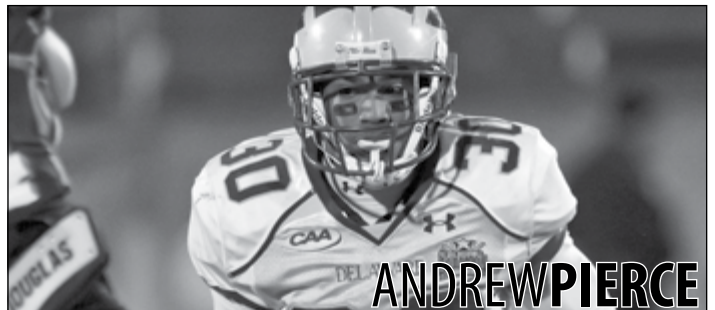
Nick Rapone Defensive Coordinator/Safeties
 Jim Hoffer Offensive Coordinator/Quarterbacks
 Damian Wroblewski Run Game Coordinator/Offensive Line
 Brian Ginn Pass Game Coordinator/Wide Receivers
 Gregg Perry Running Backs
 David Boler Tight Ends
 Phil Pettite Defensive Line
 Brad Sherrod Linebackers
 Frank Law Defensive Line Assistant
 Andy Marino, Brian Brown Graduate Assistants

2011 Schedule

Date	Opponent	Location	Series Record
Sept. 3	at Navy	Annapolis, Md.	7-8
Sept. 10	WEST CHESTER	Newark, Del.	45-6-1
Sept. 17	DELAWARE STATE	Newark, Del.	2-0
Sept. 24	*OLD DOMINION	Newark, Del.	First Meeting
Oct. 1	*at Maine	Orono, Maine	23-7
Oct. 8	*WILLIAM AND MARY	Newark, Del.	20-15
Oct. 15	*MASSACHUSETTS	Newark, Del.	25-6
Oct. 22	*at Rhode Island	Kingston, R.I.	19-7
Oct. 29	*at Towson	Towson, Md.	8-4
Nov. 5	OPEN		
Nov. 12	*RICHMOND	Newark, Del.	19-8
Nov. 19	*at Villanova	Villanova, Pa.	20-23-1



GINOGRADKOWSKI



ANDREWPIERCE



ANDREW HARRISON



PAUL WORRILOW

Delaware Blue Hens -- Top Returners



GINO GRADKOWSKI
PITTSBURGH, PA.
SETON-LASALLE HIGH SCHOOL

OL	6-4	294	SR
----	-----	-----	----

- Third-year starter at offensive guard in 2011
- Will anchor an offensive line unit that will rank among the nation's best with four starters and all the backups returning
- Ranked among the nation's Top 10 offensive lineman in The Sports Network pre-season rankings
- Earned 2nd team All-American honors by Phil Steele College Football publication in 2010
- Earned 1st team All-CAA Football and first team All-ECAC (All-East) honors in 2010
- Anchored an offense that ranked in the top three in the CAA in rushing offense, passing of-fense, total offense, and scoring offense
- Co-captain elect for 2011 season



ANDREW PIERCE
BRIDGETON, N.J.
CUMBERLAND REGIONAL HIGH SCHOOL

RB	5-11	200	SO
----	------	-----	----

YEAR	GP	No.	Yds	TD	Long	Avg/G	Avg/C
2010	15	329	1655	14	40	110.33	5.03
Career	15	329	1655	14	40	110.33	5.03

- Former walk-on who put together one of the finest seasons ever for a freshman in Delaware and CAA Football history
- Was named CAA Football Offensive Rookie of the Year and 1st team All-CAA Football. Earned Third TThe Sports Network All-American and one of only two freshmen to earn All-American honors. Was named ECAC Freshman of the Year
- Led all CAA Football rushers with 1,655 yards on 329 carries with 14 touchdowns and 5.0 yards per rush
- Ranked 15th nationally and No. 1 among freshmen in NCAA in rushing with 110.3 yards per game
- Rushed for over 100 yards seven times, including a 200-yard effort vs. Duquesne and back to back efforts of 186 yards and 142 yards vs. Eastern Washington in the NCAA semifinals and finals
- Set virtually every UD single game and season freshman rushing record



ANDREW HARRISON
RICHMOND, VA.
HIGHLAND SPRINGS HIGH SCHOOL

LB	6-1	220	SR
----	-----	-----	----

YEAR	GP	S-A-Tackles	SK/TFL	Int	PBU	FF/FR
2008	12	33-42-75	2.5/6.5	0	5	2/0
2009	11	28-28-56	0.5/6.5	0	1	0/0
2010	15	36-54-90	0.5/3.5	0	1	0/1
Career	38	97-124-221	3.5/16.5	0	7	2/1

- Co-captain elect for 2011
- Former walk-on who is a fourth-year starter at outside linebacker for Delaware
- Team's third-leading tackler in 2010 when he had 90 total stops (36 solo) and 3.5 tackles for loss for team that led the nation in scoring defense (12.1 ppg)
- Collected 11 tackles vs. William & Mary and 10 vs. Villanova in 2010
- Has appeared in 38 career games with 33 starts and recorded 236 tackles, 13.5 TFL, and 7 pass breakups
- Honor student as a civil engineering major



PAUL WORRIOW
WILMINGTON, DEL.
CONCORD HIGH SCHOOL

LB	6-0	230	JR
----	-----	-----	----

YEAR	GP	S-A-Tackles	SK/TFL	Int	PBU	FF/FR
2009	11	36-24-60	0.0/4.0	0	1	0/2
2010	15	45-68-113	2.0/10.0	0	3	2/2
Career	26	81-92-173	2.0/14.0	0	4	2/4

- Former walk-on and second-year starter at linebacker. Will move into spot at middle line-backer from outside spot in 2011 and will anchor a young defense that lost 8 starters
- As a sophomore in 2010, was considered by many as the team's top defensive player on a squad that featured eight seniors, seven All-CAA Football selections, three All-Americans, and led the nation in scoring defense at 12.1 points per game
- Earned third team All-CAA Football honors in 2010 after leading team with 113 tackles and contributing 9.5 TFL, two sacks, three pass breakups, two fumble recoveries, and two forced fumbles. Returned both fumbles for touchdowns
- Recorded 10 or more tackles five times in 2010 with season-high 12 in NCAA playoff wins over Lehigh and Georgia Southern
- Has started all 26 games of his career and contributed 173 tackles and 13.5 TFL
- Co-captain elect for 2011

Delaware Blue Hens -- Head Coach K.C. Keeler

Playing Career

1977-80 University of Delaware

Coaching Career

1981 Assistant Coach, Amherst College
 1986-87 Assistant Coach, Rowan University
 1988-92 Offensive Coordinator, Rowan University
 1993-01 Head Coach, Rowan University
 2002- Head Coach, University of Delaware

Personal

Birthdate

July 26, 1959

Hometown

Emmaus, Pa.

Alma Mater

Delaware '81

Wife

Janice

Children

Kate, Jackson



Keeler's Year-By-Year Record

Year	School	Record	Conf./Finish	Postseason
1993	Rowan	11-2		NCAA (Div. III) Finals
1994	Rowan	6-3		
1995	Rowan	10-3-1		NCAA (Div. III) Finals
1996	Rowan	10-3		NCAA (Div. III) Finals
1997	Rowan	11-1		NCAA (Div. III) Semis
1998	Rowan	10-3		NCAA (Div. III) Finals
1999	Rowan	12-2		NCAA (Div. III) Finals
2000	Rowan	7-2		
2001	Rowan	11-2		NCAA (Div. III) Semis
Rowan Totals		88-21-1 (.805)		
2002	Delaware	6-6	4-5/T6th	
2003	Delaware	15-1	8-1/T1st	NCAA Champions
2004	Delaware	9-4	7-1/T1st (South)	NCAA Qtrs
2005	Delaware	6-5	3-5/T3rd (South)	
2006	Delaware	5-6	3-5/T4th (South)	
2007	Delaware	11-4	5-3/T3rd (South)	NCAA Finals
2008	Delaware	4-8	2-6/5th (South)	
2009	Delaware	6-5	4-4/T4th (South)	
2010	Delaware	12-3	6-2/T1st	NCAA Finals
Delaware Totals		74-42 (.638)		
Career Record		162-63-1 (.719)		

All-Time Delaware Coaching Records

Coach	Years	Record	Pct.	Conf.	Pct.
No Coach	1889-97	15-22-4	.415		
Herbert L. Rice	1898-01	14-15-2	.484		
C.A. Short	1902, 06	8-6-2	.563		
Nathan A. Mannakee	1903-05	8-13-2	.391		
E. Pratt King	1907	0-5-1	.083		
William J. McAvoy	1908-16, 22-24	42-43-13	.495		
Stan Baumgartner	1917	2-5	.286		
Lt. Milton Arronwitz	1918	2-5	.286		
H.B. Shipley	1919-20	5-10-2	.353		
Sylvester R. Derby	1921	5-4	.556		
R.M. Forstburg	1925-27	9-14-1	.396		
Joseph J. Rothrock	1928	2-6	.250		
A.B. Ziegler	1929-30	6-10-2	.389		
Charles Rogers	1931-33	12-9-4	.560		
J. Neil Stahley	1934	4-3-1	.563		
Lyal W. Clark	1935-37	5-18-1	.229		
Stephen J. Grenda	1938-39	4-12	.250		
William D. Murray	1940-42, 46-51	49-16-2	.746		
David M. Nelson	1952-65	84-42-2	.664		
Tubby Raymond	1966-01	300-119-3	.714	89-38	.701
K.C. Keeler	2002-	74-42	.638	42-32	.568

Delaware Blue Hens -- By The Numbers...

2011 Team Information

Total No. of Starters Returning: 11

Offense: 7

..... OL - Shea Allard
 OL - Gino Gradkowski
 OL - Rob McDowell
 OL - Will Nagle
 TE - Colin Naugle
 RB - Andrew Pierce
 WR - Mark Schenauer

Defense: 3

..... DL - Michael Atunrase
 LB - Andrew Harrison
 LB - Paul Worriorlow

Special Teams: 1

..... PK - Mike Perry

Total No. of Starters Lost: 13

Offense: 4

..... QB - Pat Devlin
 WR - Mark Mackey
 WR - Phillip Thaxton
 OL - Kevin Uhl

Defense: 8

..... DB - Anthony Bratton
 DB - Tyrone Grant
 DL - Siddiq Haynes
 DL - Justin Johnson
 DB - Daryl Jones
 LB - Matt Marcorelle
 DL - Chris Morales
 DB - Anthony Walters

Special Teams: 1

..... P - Ed Wagner

NOTE: Special Teams include kickers and punters only.

2011 Newcomers

Name	Pos.	Ht./Wt.	Hometown/HS (Last School)
Derek Battle	LB	6-2/185	Charlotte, N.C./Providence HS
Nick Boyle	TE	6-4/235	Sussex, N.J./High Point Regional HS
Patrick Callaway	LB	5-10/205	Lithonia, Ga./Martin Luther King HS
Ben Curtis	OL	6-5/260	Columbia, Md./Calvert Hall HS
Eric Farkas	DB/P/K	6-0/185	Heathrow, Fla./Seminole HS
Steven Hughes	QB	6-2/195	Melbourne, Fla./Palm Bay HS
Jerel Harrison	WR	6-0/180	Richmond, Va./Varina HS
Laquan James	DB	5-11/182	Syracuse, N.Y./Cicero-North Syracuse HS (Nassau CC)
Michael Johnson	WR	6-2/205	Gainesville, Fla./Gainesville HS
Michael Kastel	DL	6-7/225	St. Charles, Ill./Phillips Exeter Academy, N.H.
Christian Marchena	OL	6-2/285	Hazlet, N.J./Raritan HS
Matt Rodriguez	TE	6-4/225	Lake Worth, Fla./Park Vista HS
Logan Shultz	DL	6-3/275	Ortanna, Pa./Gettysburg HS
David Tinsley	DL	6-0/252	Seffner, Fla./Armwood HS
Jeff Williams	LB	6-2/192	Freeport, N.Y./Freeport
Justin Burns	Frr	6-5/215	
Stephen St. Clair	Fr.	6-0/185	
Rob Jones	Jr.	5-10/173	
Mark Schenauer	Sr.	6-3/212	
Kyle Hunte	Jr.	6-2/205	
Travis Hawkins	So.	5-10/190	
Paul Worriorlow	Jr.	6-0/230	
Jerell Harrison	Fr.	6-0/180	
Bobby Russo	Sr.	6-0/195	
Tim Donnelly	Jr.	6-4/201	
Marcus Burley	Jr.	5-10/173	
Trevor Sasek	So.	6-6/214	
Michael Johnson	Jr.	6-2/205	
Mike Milburn	So.	6-4/215	
Nihja White	Jr.	6-2/205	
Sean Baner	So.	6-1/182	
Mike Perry	Sr.	5-8/188	
Leon Jackson	Jr.	6-1/196	
Emmanuel Godson	Fr.	5-8/180	
Mike Hirt	So.	6-1/224	
Justin McDonald	Jr.	5-8/160	
Ricky Tunstall	Jr.	5-11/197	
Scott Adkins	Frr	5-10/193	
David Hayes	Jr.	5-9/185	
Chris Campbell	Sr.	6-1/223	
Andrew Pierce	So.	5-11/200	
Eugene Tull	Fr.	5-10/185	
Carl Smith	So.	6-1/212	
Tim Breaker	Jr.	6-0/186	
Walter Davis	So.	5-8/175	
Colin Naugle	Sr.	6-4/246	
Joe Furlong	Frr	6-2/210	
Malcolm Yowk	Frr	5-10/175	
Brandon Cheaton	Frr	6-2/180	
Jake Giusti	So.	5-11/180	
Andrew Harrison	Sr.	6-1/220	
Derek Coleman	So.	5-8/155	
Michael Kastel	Fr.	6-7/225	
Joe Quigg	Frr	5-10/170	
Eddie Lugo	Sr.	6-4/230	
Blair Menefee	Frr	5-11/180	
Jake Campbell	Frr	5-11/195	
Nelson Knight	Jr.	5-10/220	
Matt Hardison	Sr.	6-4/285	
Rob McDowell	Sr.	6-3/276	
Kyle Gayle	Frr	6-2/195	
Jamaul Christopher	So.	6-2/242	
Jake Geiser	Frr	6-3/275	
Will Nagle	Sr.	6-4/293	
Gino Gradkowski	Sr.	6-4/294	
Thomas Huff	So.	6-3/245	
Logan Shultz	Fr.	6-3/275	
Laith Wallschleger	Frr	6-4/245	
Alex Pihakis	So.	6-0/241	
Alessio Azzara	Frr	6-4/230	
Gino Culotta	Frr	6-3/210	
Charles Gushue	Jr.	6-2/315	
Eddie Herr	So.	6-3/226	
Nick Sulpizio	Frr	5-11/230	
Corey Olsen	Jr.	5-11/220	
JD Dzurko	Frr	6-3/285	
Adam Citko	So.	6-5/314	
Shea Allard	Sr.	6-5/297	
Jeff Haas	So.	6-6/320	
Matt Becker	So.	6-6/275	
Sam Goines	Frr	5-11/285	
Chad Davis	Jr.	6-4/285	
Matt Arenz	Jr.	6-3/250	
Brandon Heath	So.	6-6/287	
Erie Ladson	So.	6-6/314	
Nick Cattolico	So.	6-4/335	
Cody Magill	So.	6-4/245	
Will Kender	Frr	6-0/170	
Jeff Javier	Jr.	6-4/217	
Doug Bennett	Jr.	6-0/195	
Brian Brown	So.	6-3/188	
Stephen Clark	Fr.	6-2/160	
John Hodgkinson	Jr.	6-3/196	
Sam Felecia	Frr	6-3/230	
Josh Tatnall	So.	6-2/190	
Demetrius Hester	Sr.	6-2/285	
Irvine Tittre	Jr.	6-0/300	
Derrick Sausberry	Frr	6-3/210	
Michael Atunrase	Sr.	6-2/261	
Ethan Clark	Jr.	6-3/230	
Quincy Barr	Jr.	6-3/254	
Bobby Kennedy	So.	6-4/293	
Derek Battle	Fr.	6-2/185	
Nick Boyle	Fr.	6-4/235	
Patrick Callaway	Fr.	5-10/205	
Ben Curtis	Fr.	6-5/260	
Eric Farkas	Fr.	6-0/185	
Steven Hughes	Fr.	6-2/195	
Jerel Harrison	Fr.	6-0/180	
Laquan James	Fr.	5-11/182	
Michael Johnson	Fr.	6-2/205	
Michael Kastel	Fr.	6-7/225	
Christian Marchena	Fr.	6-2/285	
Matt Rodriguez	Fr.	6-4/225	
Logan Shultz	Fr.	6-3/275	
David Tinsley	Fr.	6-0/252	
Jeff Williams	Fr.	6-2/192	

Blue Hens Roster

No.	Name	Pos.	Cl.	Ht./Wt.	Hometown/HS (Last School)
2	Justin Burns	Frr	QB	6-5/215	Alpharetta, Ga./Alpharetta, Ga.
3	Stephen St. Clair	Fr.	DB	6-0/185	Bel Air, Md./John Carroll
5	Rob Jones	Jr.	WR	5-10/173	Tampa, Fla./Armwood
6	Mark Schenauer	Sr.	WR	6-3/212	Galloway, N.J./Absegami
7	Kyle Hunte	Jr.	LB	6-2/205	Brookline, Mass./Brookline (Northeastern)
8	Travis Hawkins	So.	DB	5-10/190	Gaithersburg, Md./Quince Orchard (Maryland)
10	Paul Worriorlow	Jr.	LB	6-0/230	Wilmington, Del./Concord (Coffeyville CC)
11	Jerell Harrison	Fr.	WR	6-0/180	Richmond, Va./Varina
12	Bobby Russo	Sr.	WR	6-0/195	Sparta, N.J./Pope John XXIII
14	Tim Donnelly	Jr.	QB	6-4/201	Windermere, Fla./Stephen Decatur (Md.)
15	Marcus Burley	Jr.	DB	5-10/173	Richmond, Va./Highland Springs
16	Trevor Sasek	So.	QB	6-6/214	Limerick, Pa./Spring-Ford
17	Michael Johnson	Jr.	WR	6-2/205	Gainesville, Fla./Gainesville
18	Mike Milburn	So.	WR	6-4/215	Bowie, Md./DeMatha
19	Nihja White	Jr.	WR	6-2/205	Wayne, Pa./Conestoga
20	Sean Baner	So.	K/P	6-1/182	Southampton, Pa./William Tennent
21	Mike Perry	Sr.	K	5-8/188	Thorofare, N.J./West Deptford
22	Leon Jackson	Jr.	LB	6-1/196	Jacksonville, Fla./Edward White
23	Emmanuel Godson	Fr.	RB	5-8/180	Townsend, Del./Wilmington Charter
24	Mike Hirt	So.	LB	6-1/224	Pittsburgh, Pa./North Hills
25	Justin McDonald	Jr.	DB	5-8/160	Kennett Square, Pa./Unionville
26	Ricky Tunstall	Jr.	DB	5-11/197	Glassboro, N.J./Glassboro
27	Scott Adkins	Frr	RB	5-10/193	Middletown, Del./Middletown
28	David Hayes	Jr.	RB	5-9/185	Howell, N.J./Howell
29	Chris Campbell	Sr.	TE	6-1/223	Frederick, Md./Tuscarora
30	Andrew Pierce	So.	RB	5-11/200	Bridgeton, N.J./Cumberland Regional
31	Eugene Tull	Fr.	DB	5-10/185	Wilmington, Del./Wilmington Charter
32	Carl Smith	So.	LB	6-1/212	Richmond, Va./Highland Springs
33	Tim Breaker	Jr.	DB	6-0/186	Glassboro, N.J./Glassboro
34	Walter Davis	So.	RB	5-8/175	Virginia Beach, Va./Ocean Lakes
35	Colin Naugle	Sr.	TE	6-4/246	Reading, Pa./Reading Central Catholic
36	Joe Furlong	Frr	WR	6-2/210	Audubon, N.J./Audubon
37	Malcolm Yowk	Frr	RB	5-10/175	Dover, Del./Caesar Rodney
38	Brandon Cheaton	Frr	DB	6-2/180	Middletown, Del./Caravel
39	Jake Giusti	So.	DB	5-11/180	Neptune, Fla./Fletcher
40	Andrew Harrison	Sr.	LB	6-1/220	Richmond, Va./Highland Springs
41	Derek Coleman	So.	DB	5-8/155	Woodstock, Md./Marriott Ridge
42	Michael Kastel	Fr.	DL	6-7/225	St. Charles, Ill./Phillips Exeter Acad. (N.H.)
43	Joe Quigg	Frr	DB	5-10/170	Ashburn, Va./Broad Run
44	Eddie Lugo	Sr.	LB	6-4/230	Brooklyn, N.Y./Poly Prep Country Day
46	Blair Menefee	Frr	DB	5-11/180	Newark, Del./Hodgson
47	Jake Campbell	Frr	DB	5-11/195	Hershey, Pa./Hershey
48	Nelson Knight	Jr.	RB	5-10/220	Baltimore, Md./Perry Hall
49	Matt Hardison	Sr.	DL	6-4/285	Freehold, N.J./Freehold
50	Rob McDowell	Sr.	OL	6-3/276	Silver Spring, Md./DeMatha
52	Kyle Gayle	Frr	LB	6-2/195	Montclair, N.J./Montclair
53	Jamaul Christopher	So.	DL	6-2/242	Jacksonville, Fla./Fletcher
54	Jake Geiser	Frr	OL	6-3/275	Columbia, Md./DeMatha
55	Will Nagle	Sr.	OL	6-4/293	Marshfield, Mass./Marshfield
56	Gino Gradkowski	Sr.	OL	6-4/294	Pittsburgh, Pa./Seton-LaSalle (West Virginia)
57	Thomas Huff	So.	DL	6-3/245	Oiney, Md./Sherwood
58	Logan Shultz	Fr.	DL	6-3/275	Ortanna, Pa./Gettysburg
59	Laith Wallschleger	Frr	DL	6-4/245	Alexandria, Va./St. Stephen's & St. Agnes
60	Alex Pihakis	So.	DL	6-0/241	Bridgeville, Pa./Canon-McMillan
61	Alessio Azzara	Frr	DL	6-4/230	Mullica Hill, N.J./Gloucester Catholic
63	Gino Culotta	Frr	DL	6-3/210	Atlanta, Ga./Int. School of Brussels, Belgium
64	Charles Gushue	Jr.	OL	6-2/315	Spring City, Pa./Shawnee (N.J.)
65	Eddie Herr	So.	LS	6-3/226	Elkton, Md./Elkton
65b	Nick Sulpizio	Frr	DL	5-11/230	Glassboro, N.J./Eastern Regional
68	Corey Olsen	Jr.	LB	5-11/220	Wilmington, Del./St. Mark's
69	JD Dzurko	Frr	OL	6-3/285	North Wales, Pa./North Penn
70	Adam Citko	So.	OL	6-5/314	Southampton, Pa./Archbishop Wood
71	Shea Allard	Sr.	OL	6-5/297	Merritt Island, Fla./Wareham (Mass.)
72	Jeff Haas	So.	OL	6-6/320	Palermo, N.J./Ocean City
73	Matt Becker	So.	OL	6-6/275	Herrndon, Va./Jefferson
74	Sam Goines	Frr	LB	5-11/285	Wilmington, Del./A.I. duPont
75	Chad Davis	Jr.	OL	6-4/285	Newark, Del./Newark
76	Matt Arenz	Jr.	DL	6-3/250	Bel Air, Md./Maryland Christian
77	Brandon Heath	So.	OL	6-6/287	West Chester, Pa./Henderson
78	Erie Ladson	So.	OL	6-6/314	Bronx, N.Y./Cardinal Hayes
79	Nick Cattolico	So.	OL	6-4/335	Delran, N.J./Delran
80	Cody Magill	So.	TE	6-4/245	Darnestown, Md./Quince Orchard
82	Will Kender	Frr	WR	6-0/170	Downingtown, Pa./Downingtown West
83	Jeff Javier	Jr.	TE	6-4/217	Columbia, Md./Howard
84	Doug Bennett	Jr.	K	6-0/195	Newark, Del./Tatnall School
85	Brian Brown	So.	WR	6-3/188	Marlton, N.J./Cherokee
86	Stephen Clark	Fr.	WR	6-2/160	Hampton, Va./Bethel
87	John Hodgkinson	Jr.	WR	6-3/196	Newport Beach, Calif./Avon Old Farms
88	Sam Felecia	Frr	TE	6-3/230	Ambler, Pa./LaSalle
89	Josh Tatnall	So.	LB	6-2/190	Newark, Del./Christiana
90	Demetrius Hester	Sr.	DL	6-2/285	Gibbstown, N.J./Paulsboro
92	Irvine Tittre	Jr.	DL	6-0/300	Riviera Beach, Fla./Dwyer
93	Derrick Sausberry	Frr	DL	6-3/210	St. Mary's, Ga./Camden County
94	Michael Atunrase	Sr.	DL	6-2/261	Yardley, Pa./Lawrenceville (N.J.) School
95	Ethan Clark	Jr.	DL	6-3/230	Essex Junction, Vt./Essex
96	Quincy Barr	Jr.	DL	6-3/254	Brandon, Fla./Riverview (Hofstra)
96	Bobby Kennedy	So.	DL	6-4/293	Newark, Del./Caravel
97	Derek Battle	Fr.	LB	6-2/185	Charlotte, N.C./Providence
	Nick Boyle	Fr.	TE	6-4/235	Sussex, N.J./High Point Regional
	Patrick Callaway	Fr.	LB	5-10/205	Lithonia, Ga./Martin Luther King
	Ben Curtis	Fr.	OL	6-5/260	Columbia, Md./Calvert Hall
	Eric Farkas	Fr.	DB/K	6-0/185	Heathrow, Fla./Seminole
	Steven Hughes	Fr.	QB	6-2/195	Melbourne, Fla./Palm Bay
	Jerel Harrison	Fr.	WR	6-0/180	Richmond, Va./Varina
	Laquan James	Fr.	DB	5-11/182	Syracuse, N.Y./Cicero-North Syracuse (Nassau CC)
	Michael Johnson	Fr.	WR	6-2/205	Gainesville, Fla./Gainesville
	Michael Kastel	Fr.	DL	6-7/225	St. Charles, Ill./Phillips Exeter Academy, N.H.
	Christian Marchena	Fr.	OL	6-2/285	Hazlet, N.J./Raritan
	Matt Rodriguez	Fr.	TE	6-4/225	Lake Worth, Fla./Park Vista
	Logan Shultz	Fr.	DL	6-3/275	Ortanna, Pa./Gettysburg
	David Tinsley	Fr.	DL	6-0/252	Seffner, Fla./Armwood
	Jeff Williams	Fr.	LB	6-2/192	Freeport, N.Y./Freeport

James Madison Dukes

Quick Facts

Location Harrisonburg, Va.
 Enrollment 18,500
 Nickname Dukes
 Colors Purple & Gold
 Website www.jmusports.com
 Stadium Bridgeforth Stadium/Zane Showker Field
 Stadium Capacity est. 25,000
 Stadium Surface Artificial Grass
 President Dr. Linwood H. Rose
 Athletics Director Jeff Bourne
 Head Coach Mickey Matthews
 Head Coach Alma Mater, Year West Texas State, 1976
 Football Contact John Martin, Assistant Athletics Director/Communications
 Football Contact Office Phone 540-568-6154
 Offensive Starters Returning/Lost 8/3
 Defensive Starters Returning/Lost 10/2



DUKES HEAD COACH
MICKY MATTHEWS
12 SEASONS (1999-2010)

Collegiate Overall Record (Years) 88-56 (12 years)
Record at CAA Football Schools (Years) 88-56 (12 years)
Record in CAA Football Games (Years) 58-41 (12 years)

James Madison Coaching Staff

Jeff Durden Assistant Head Coach/Offensive Coordinator/Tight Ends
 Kyle Gillenwater Defensive Coordinator/Linebackers
 Isai Bradshaw Defensive Line Assistant
 Ulrick Edmonds Running Backs/Recruiting Coordinator
 Mark Hendricks Cornerbacks
 Maurice Linguist Safeties
 Chris Malone Offensive Line
 Clayton Matthews Wide Receivers/Kickers
 J.C. Price Defensive Run Game Coordinator/Defensive Line

2010 Results (6-5, 3-5 CAA)

Home Stadium: Bridgeforth Stadium (15,694)

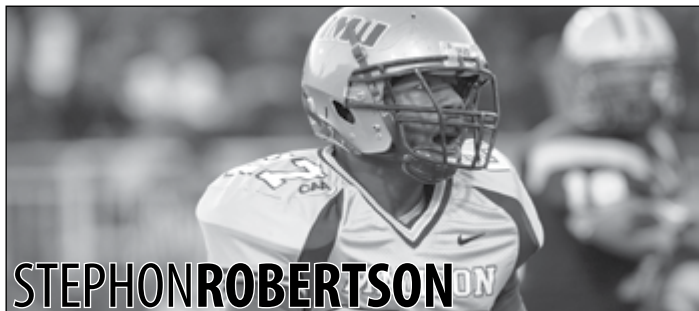
Home: 3-3 Away: 3-2 vs. Top 25 (TSN/F): 2-5 vs. Top 25 (Coach): 2-5
 Total Home Attendance: 99,584 Average Home Attendance: 16,597

Sept. 4	{15/15}	Morehead State	W 48-7	16,612
Sept. 11	{12/11}	at Virginia Tech [ESPN3]	W 21-16	66,233
Sept. 25	{3/3}	Liberty {22/21}	W 10-3	16,385
Oct. 2	{3/3}	*Delaware [TCN/CSN-NE] {5/5}	L 10-13	16,205
Oct. 9	{7/6}	*at Towson	W 17-13	9,049
Oct. 16	{7/6}	*New Hampshire [TCN/CSN-NE] {16/15}	L 14-28	16,985
Oct. 23	{11/11}	*at Villanova {6/6}	L 7-14	9,217
Oct. 30	{15/15}	*Massachusetts [CSN-MA/CSN-NE] {18/18}	L 14-21	16,664
Nov. 6	{22/23}	*at Richmond [CSN-MA/CSN-P] {20/22}	L 10-13 (10T)	8,700
Nov. 13	{rv/rv}	*William and Mary {1/2}	W 30-24	16,733
Nov. 20	{rv/rv}	*at Maine	W 14-10	3,880


CAA Team's Coaches & Sports Network Rankings listed prior to Opponent/Opponent's Coaches & Sports Network Rankings listed after Opponent at time game was played

2011 Schedule

Date	Opponent	Location	Series Record
Sept. 3	at North Carolina	Chapel Hill, N.C.	0-1
Sept. 10	CENTRAL CONN. STATE	Harrisonburg, Va.	First Meeting
Sept. 17	at Liberty	Lynchburg, Va.	11-5
Sept. 24	*at William and Mary	Williamsburg, Va.	18-15
Oct. 1	*RICHMOND	Harrisonburg, Va.	12-16
Oct. 8	*MAINE	Harrisonburg, Va.	10-4
Oct. 15	*VILLANOVA	Harrisonburg, Va.	10-9
Oct. 22	OPEN		
Oct. 29	*at Old Dominion	Norfolk, Va.	First Meeting
Nov. 5	*at New Hampshire	Durham, N.H.	7-6
Nov. 12	*RHODE ISLAND	Harrisonburg, Va.	6-3
Nov. 19	*at Massachusetts	Amherst, Mass.	6-8-1



James Madison Dukes -- Top Returners



VIDAL NELSON
 VIRGINIA BEACH, VA.
 KELLAM HIGH SCHOOL

DB	5-11	205	SR
----	------	-----	----

YEAR	GP	S-A-Tackles	SK/TFL	Int	PBU	FF/FR
2008	13	18-40-58	0.5/3.0	0	1	0/0
2009	11	27-30-57	0.0/3.0	1	1	2/0
2010	11	36-34-70	1.0/6.5	0	5	2/0
Career	35	81-104-185	1.5/12.5	1	7	4/0

- Started all 11 games for JMU at strong safety as the team's only defensive captain
- Finished the season with 70 total tackles, the third-highest total on the team
- Was named First-Team All-Virginia by the state's Sports Information Directors
- Recorded ten total tackles, including a season-high six solo stops, in the Dukes' win over Liberty
- Had 2.5 tackles for loss to go with seven total tackles in against Delaware
- Forced a fumble and recorded four solo tackles in versus New Hampshire
- Accumulated a season-high 13 total tackles, as well as a sack and a forced fumble at Richmond
- Broke up five passes on the season, good for third-most on the team



DAE'QUAN SCOTT
 STAUNTON, VA.
 ROBERT E. LEE HIGH SCHOOL

WR	5-9	190	SO
----	-----	-----	----

YEAR	GP	No.	Yds	TD	Long	Avg/G	Avg/C
2010	11	16	206	1	44	18.73	12.88
Career	11	16	206	1	44	18.73	12.88

- Named All-CAA Third Team as a punt returner
- Has six returns for 79 yards on the year, averaging 13.2 yards per return, which was third best in the conference among all returners.
- Had a team season-long 53-yard return against New Hampshire, setting up a second-quarter touchdown.
- Finished the year with 48 carries for 207 yards and four touchdowns, including two game-winners, while adding 16 receptions for 206 yards and one touchdown.
- Came in as a quarterback in the last two games, leading the Dukes to a pair of victories
- Earned CAA Freshman of the Week honors after rushing for a game-high 125 yards and three touchdowns to lead the Dukes to the win over then-No. 1 William & Mary.



STEPHON ROBERTSON
 ALEXANDRIA, VA.
 EDISON HIGH SCHOOL

LB	5-11	210	SO
----	------	-----	----

YEAR	GP	S-A-Tackles	SK/TFL	Int	PBU	FF/FR
2010	10	35-55-90	1.0/9.5	0	3	3/0
Career	10	35-55-90	1.0/9.5	0	3	3/0

- Was selected to the All-CAA Football Third Team and was named CAA Defensive Rookie of the Year
- Started all ten games he played at linebacker for the Dukes
- Finished the season with 90 total tackles, second-highest total on the team, as well as 9.5 tackles for loss, a sack, three pass break-ups and a team-high three forced fumbles
- Made 13 tackles and forced a key fumble in the win over FBS then-No. 13 Virginia Tech
- Recorded 13 tackles again in both a win over Liberty the following week and a later victory at Towson
- Had 11 total tackles, including 10 solo stops and 1.5 tackles for loss, and a pass break-up in a loss at Villanova
- Was named Second-Team All-Virginia by the state's Sports Information Directors



PAT WILLIAMS
 VIRGINIA BEACH, VA.
 FIRST COLONIAL HIGH SCHOOL

LB	6-0	220	SR
----	-----	-----	----

YEAR	GP	S-A-Tackles	SK/TFL	Int	PBU	FF/FR
2008	14	24-41-65	0.5/3.5	0	1	0/3
2009	11	34-53-87	1.0/8.0	0	2	0/1
2010	11	36-65-101	1.0/11.0	0	1	0/0
Career	36	94-159-253	2.5/22.5	0	4	0/4

- Played in all 11 games for the Dukes and started nine at linebacker
- Finished the season with 101 total tackles and 11 tackles for loss, both team-highs
- Had a team-high 13 tackles, including two tackles for loss, against Delaware
- Led the team again the next week with 14 tackles in a win at Towson
- Made 11 tackles and 3.5 tackles for loss in last-minute win at Maine to end the season
- Had double-digit tackles in six of the last eight games of the year

James Madison Dukes -- Head Coach Mickey Matthews

Playing Career

1972-75 West Texas State University

Coaching Career

1976-77 Offensive Backfield, Lamar (TX) High School
 1978-79 Assistant Coach, Kansas State University
 1980-81 Secondary/Recruiting Coordinator, West Texas State University
 1982-85 Secondary, University of Texas-El Paso
 1986 Outside Linebackers/Special Teams, University of Houston
 1987 Secondary, Texas Christian University
 1988-89 Defensive Coordinator/Assistant Head Coach, Southwest Texas State University
 1990-95 Defensive Coordinator/Assistant Head Coach, Marshall University
 1996-98 Linebackers/Secondary, University of Georgia
 1999- Head Coach, James Madison University

Personal

Birthdate

November 8, 1953

Hometown

Andrews, Texas

Alma Mater

West Texas State '76

Wife

Kay

Children

Meredith Anne, Clayton



All-Time James Madison Coaching Records

Coach	Years	Record	Pct.	Conf.	Pct.
Challace McMillin	1972-84	67-56-1	.544		
Joe Purzycki	1985-90	34-30-2	.530		
Rip Scherer	1991-94	29-19	.604	10-6	.625
Alex Wood	1995-98	23-22	.511	16-16	.500
Mickey Matthews	1999-	88-56	.611	58-41	.586

Matthews' Year-By-Year Record

Year	School	Record	Conf./Finish	Postseason
1999	James Madison	8-4	7-1/T1st	NCAA
2000	James Madison	6-5	4-4/T4th	
2001	James Madison	2-9	0-9/11th	
2002	James Madison	5-7	3-6/9th	
2003	James Madison	6-6	4-5/7th	
2004	James Madison	13-2	7-1/T1st (South)	NCAA Champions
2005	James Madison	7-4	5-3/2nd (South)	
2006	James Madison	9-3	7-1/1st (South)	NCAA
2007	James Madison	8-4	6-2/2nd (South)	NCAA
2008	James Madison	12-2	8-0/1st (South)	NCAA Semis
2009	James Madison	6-5	4-4/T4th (South)	
2010	James Madison	6-5	3-5/T8th	
James Madison Totals		88-56 (.611)		
Career Record		88-56 (.611)		

James Madison Dukes -- By The Numbers...

2011 Team Information

Total No. of Starters Returning: 20

Offense: 8

.....OL - Roane Babington
.....TE - Brian Barlow
.....OL - Scott Jones
.....OL - Matt Krout
.....WR - Kerby Long
.....WR - Dae'Quan Scott
.....TE - Jonathan Sharp
.....OL - Earl Watford

Defense: 10

.....DB - Mike Allen
.....DL - D.J. Bryant
.....DB - Taveion Cuffee
.....DL - Aaron Harper
.....DB - Jakarie Jackson
.....DL - Lamar Middleton
.....DB - Vidal Nelson
.....LB - Stephon Robertson
.....DL - Tyler Snow
.....LB - Pat Williams

Special Teams: 2

.....PK/P - David Skahn
.....PK - Cameron Starke

Total No. of Starters Lost: 6

Offense: 3

.....QB - Drew Dudzik
.....OL - Theo Sherman
.....RB - Jamal Sullivan

Defense: 2

.....DL - Ronnell Brown
.....DB - Jon Williams

Special Teams: 1

.....PK - Ben Hopewell

NOTE: Special Teams include kickers and punters only.

2011 Newcomers

Name	Pos.	Ht./Wt.	Hometown/HS (Last School)
Andrew Baumgardner	OL	6-3/240	Longport, N.J./St. Augustine Prep
Deane Cheatham	RB	6-1/215	Mechanicsville, Va./Hanover
*Andre Coble (Fr.)	QB	5-10/175	Richmond, Va./Meadowbrook (Fork Union Military)
*Billy Cosh (R-Fr.)	QB	6-2/215	Arundel, Md./Arundel (Kansas State)
Wray Fucci	OL	6-6/260	Oyster Bay, N.Y./Holy Trinity Diocesan
Sage Harold	DE	6-4/205	Virginia Beach, Va./Ocean Lakes (Fork Union Military)
Derek Hart	WR	6-4/200	Manheim, Pa./Manheim Central
Ascene Jacques	LB	6-2/200	Springdale, Md./C.H. Flowers
*Casey Kroll (Fr.)	OL	6-5/265	Nokesville, Va./Kettle Run (Fork Union Military)
Claudy Mathieu	DE	6-6/220	Philadelphia, Pa./George Washington
Terrell Mickens	DB	5-9/170	Staunton, Va./Robert E. Lee
Alex Mosley	DL	6-3/265	Highland Springs, Va./Highland Springs
Dominick Richards	TE	6-6/225	Tamaqua, Pa./Marion Catholic
DeAndre Smith	DB	5-10/175	District Heights, Md./Dr. Henry A. Wise Jr.
Amir Waller	WR	6-1/185	Orange, Va./Orange County

* Transfer Student-Athlete enrolled at James Madison Spring 2011


Dukes Roster

No.	Name	Cl.	Pos.	Ht./Wt.	Hometown/HS (Last School)
1	Mike Allen	R-Sr.	CB	6-0/175	Powhatan, Va./Blessed Sacrament Huguenot
2	Jamie Veney	R-Jr.	LB	6-2/220	Kilmarnock, Va./Lancaster (Fork Union Military)
5	Dejor Simmons	R-Fr.	TB	5-8/170	Virginia Beach, Va./Green Run
6	Vidal Nelson	R-Sr.	SS	5-11/205	Virginia Beach, Va./Kellam
7	Justin Thorpe	R-Jr.	QB	6-1/215	Richmond, Va./Varina
8	Leavander Jones	Jr.	CB	5-11/165	Atlantic City, N.J./Atlantic City
10	Kavon Seaton	R-So.	WR	5-11/190	Murrieta, Calif./Vista Murrieta (Navy Prep)
11	Dae'Quan Scott	R-So.	WR	5-9/190	Staunton, Va./Robert E. Lee
12	Jace Edwards	R-Fr.	QB	6-2/195	Midland, Texas/Robert E. Lee
13	D.J. Bryant	R-Sr.	DE	6-3/245	Baltimore, Md./Randallstown
14	Taveion Cuffee	Sr.	CB	5-11/180	Virginia Beach, Va./First Colonial (Fork Union Military)
15	Jakarie Jackson	Jr.	FS	5-11/185	Frederick, Md./Tuscarora
16	Dean Marlowe	R-Fr.	FS	6-3/170	Queens, N.Y./Holy Cross
18	Arlandis Harvey	R-So.	WR	6-0/185	Oakton, Va./Flint Hill
20	Daniel Allen	R-So.	CB	5-10/185	Ashburn, Va./Stone Bridge
22	Marquis Woodyard	R-Fr.	CB	5-10/180	Frederick, Md./Thomas Johnson
23	Kerby Long	R-Sr.	WR	5-11/185	Arlington, Va./Yorktown (Fork Union Military)
24	Pat Williams	R-Sr.	LB	6-0/220	Virginia Beach, Va./First Colonial
25	Chase Williams	R-Jr.	LB	5-11/210	Gaithersburg, Md./Northwest
26	Ryan Smith	R-Jr.	FS	5-9/175	Ashland, Va./Patrick Henry (Marshall)
27	Stephon Robertson	R-So.	LB	5-11/210	Alexandria, Va./Edison
28	Jordan Anderson	R-So.	TB	5-11/200	Chantilly, Va./Westfield
29	Lee Reynolds	R-Jr.	TB	5-10/185	Baltimore, Md./Baltimore Poly Tech
37	Markus Hunter	R-Sr.	SS	5-10/200	High Point, N.C./Southwest Guilford
38	Josh Roach	R-Sr.	LB	5-11/235	Lynchburg, Va./E.C. Glass (Lackawanna CC)
39	Aaron Harper	R-Jr.	DE	6-1/230	Fredericksburg, Va./Courtland
41	Corey Davis	R-Fr.	CB	5-9/160	Union, N.J./St. Peter's Prep
42	Nate Kepa	R-Fr.	QB	6-0/205	Williamsburg, Va./Lafayette
43	Eric Magruder	R-Fr.	WS	6-0/180	Petersburg, Va./Petersburg
44	Chris Beaver	R-Jr.	LS	6-2/240	Mooresville, N.C./Mooresville
46	Cameron Starke	R-So.	PK	5-10/155	Halifax, Va./Halifax County (West Virginia)
47	Jauan Latney	R-Fr.	TB	6-0/190	Fredericksburg, Va./Massaponax
49	Nick Emmons	R-Sr.	DT	6-3/255	Corvallis, Ore./Corvallis (Army)
50	Brandon Lee	R-Fr.	LB	6-2/215	Sterling, Va./Park View
51	Scott Jones	R-So.	OG	6-5/295	McLean, Va./Langley
52	Adrian Cavanaugh	Jr.	DE	5-11/230	Ashland, Va./Patrick Henry
53	Matt Williams	R-Fr.	OG	6-3/255	Glen Mills, Pa./Cardinal O'Hara
54	Chad Byers	R-So.	LB	6-0/215	Charlottesville, Va./Blue Ridge
55	Roane Babington	R-Sr.	OC	6-2/275	Staunton, Va./Robert E. Lee
56	Jordan Stanton	R-So.	DT	6-4/255	Fairfax, Va./Robinson
58	Anthony McDaniel	R-Fr.	DE	6-1/250	Upper Marlboro, Md./Dr. Henry A. Wise, Jr.
61	Chris Ferguson	R-Fr.	DT	6-7/235	Salem, Va./Glenvar
62	Andy Marshall	R-Fr.	DT	6-0/260	Conshohocken, Pa./St. Joseph's Prep
64	Andrew Green	R-Fr.	OT	6-5/265	Manassas, Va./Osborn Prep
65	Chris Ragonesi	R-Fr.	DT	6-2/235	Spotsylvania, Va./Courtland
67	Bingham Togia	R-So.	DT	6-1/245	Springfield, Va./Robert E. Lee
68	Graham Sharples	R-Fr.	PK/P	5-10/150	Winchester, Va./Handley
69	Matt Cunningham	R-Fr.	OT	6-3/260	Alexandria, Va./West Potomac
70	Earl Watford	R-Jr.	OG	6-4/280	Philadelphia, Pa./Simon Gratz
71	Josh Wells	R-So.	OT	6-5/245	Mechanicsville, Va./Hanover
73	Erik Buchholz	R-Fr.	OT	6-6/240	Malvern, Pa./Great Valley
74	Matt Krout	R-So.	OG	6-5/280	Fredericks, Va./Riverbend
75	Hayden Dyer	R-Fr.	PK/P	6-1/160	Ashland, Va./Patrick Henry
77	Michael Goodman	R-Fr.	PK	5-10/165	Radford, Va./Radford
79	Drew Holmes	R-Jr.	OT	6-4/250	Midlothian, Va./James River
81	Jonathan Sharp	R-So.	TE	6-3/230	Pittsburgh, Pa./Plum Senior (Fork Union Military)
82	Ryan Dixon	R-Fr.	WR	6-0/180	Libertytown, Md./Linganore
83	Wyatt Johnson	R-Fr.	WR	6-0/190	Richmond, Va./Highland Springs
84	Brian Barlow	R-Jr.	TE	6-3/240	Stephens City, Va./Sherando
86	Renard Robinson	R-So.	WR	5-11/180	Baltimore, Md./Mt. St. Joseph's
88	Quintin Hunter	Jr.	WR	6-1/175	Orange, Va./Orange County (Virginia)
90	David Skahn	R-Jr.	P/PK	6-2/175	Centerville, Va./Westfield
91	Lamar Middleton	R-So.	DT	6-2/255	Newark, N.J./Shabazz (Syracuse)
95	Tyler Snow	R-So.	DE	6-3/245	Vinton, Va./William Byrd
96	Kyle Linn	R-Fr.	FS	6-3/180	Bridgewater, Va./Turner Ashby
97	Zack Ozycz	R-Fr.	TE	6-4/225	Herndon, Va./Herdon
98	Sean O'Neill	Jr.	DE	6-4/240	River Edge, N.J./River Dell
99	Josh Hogan	So.	DE	6-2/235	Fairfax, Va./Woodson
	Andrew Baumgardner	Fr.	OL	6-3/240	Longport, N.J./St. Augustine Prep
	Deane Cheatham	Fr.	RB	6-1/215	Mechanicsville, Va./Hanover
	Andre Coble	Fr.	QB	5-10/175	Richmond, Va./Meadowbrook
	Billy Cosh	R-Fr.	QB	6-2/215	Arundel, Md./Arundel (Kansas State)
	Wray Fucci	Fr.	OL	6-6/260	Oyster Bay, N.Y./Holy Trinity
	Sage Harold	Fr.	DE	6-4/205	Virginia Beach, Va./Ocean Lakes (Fork Union Military)
	Derek Hart	Fr.	WR	6-4/200	Manheim, Pa./Manheim Central
	Ascene Jacques	Fr.	LB	6-2/220	Springdale, Md./C.H. Flowers
	Casey Kroll	Fr.	OL	6-6/265	Nokesville, Va./Kettle Run (Fork Union Military)
	Claudy Mathieu	Fr.	DE	6-6/220	Philadelphia, Pa./George Washington
	Terrell Mickens	Fr.	DB	5-9/170	Springfield, Va./Robert E. Lee
	Alex Mosley	Fr.	DL	6-3/265	Highland Springs, Va./Highland Springs
	Dominick Richards	Fr.	TE	6-6/225	Tamaqua, Pa./Marion Catholic
	DeAndre Smith	Fr.	DB	5-10/175	District Heights, Md./Wise High School
	Amir Waller	Fr.	WR	6-1/185	Fredericksburg, Va./Orange County
	Daniel Brown	R-Fr.	WR	6-4/195	Windsor, Va./Isle of Wight
	Austin Hersh	R-Fr.	LB	6-1/225	Midlothian, Va./James River
	Donshae Joyce	R-Fr.	CB	5-9/175	Charlotte, N.C./North Mecklenburg
	Devin Goode	R-Fr.	WR	5-8/165	Bowie, Md./Riverdale Baptist

Maine Black Bears

Quick Facts

Location	Orono, Maine
Enrollment	12,000
Nickname	Black Bears
Colors	Navy Blue, Sky Blue & White
Website	www.goblackbears.com
Stadium	Morse Field at Alfond Stadium
Stadium Capacity	10,000
Stadium Surface	Artificial Grass
President	Dr. Robert Kennedy
Athletics Director	Steve Abbott
Head Coach	Jack Cosgrove
Head Coach Alma Mater, Year	Maine, 1978
Football Contact	Andrew Mahoney, Assistant Manager/Media Relations
Football Contact Office Phone	201-581-4158
Offensive Starters Returning/Lost	9/3
Defensive Starters Returning/Lost	6/3



BLACK BEARS HEAD COACH JACK COSGROVE 18 SEASONS (1993-2010)

Collegiate Overall Record (Years)	97-108 (18 years)
Record at CAA Football Schools (Years)	97-108 (18 years)
Record in CAA Football Games (Years)	66-81 (18 years)

Maine Coaching Staff

Kevin Bourgoin	Offensive Coordinator/Quarterbacks
Joe Rossi	Defensive Coordinator
Frank Giufre	Run Game Coordinator/Offensive Line
Kevin Cahill	Special Teams Coordinator/Running Backs
Dennis Dottin-Carter	Defensive Line
Steve Boyle	Recruiting Coordinator/Running Backs
Steve Vashel	Defensive Backs
Jordan Stevens	Defensive Assistant/Defensive Line
Shawn Demaray	Offensive Assistant/Tight Ends
Joe Harasymiak	Defensive Assistant/Defensive Backs
Dan Nichol	Strength & Conditioning Coach

2010 Results (4-7, 3-5 CAA)

Home Stadium: Alfond Stadium (10,000)

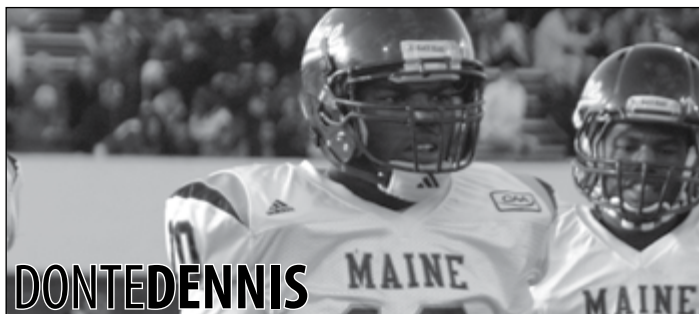
Home: 1-4	Away: 3-3	vs. Top 25 (TSN/F): 1-4	vs. Top 25 (Coach): 1-4
Total Home Attendance: 29,901		Average Home Attendance: 5,980	

Sept. 2	{rv/rv}	Albany {-/rv}	L 0-3	7,610
Sept. 11		at Monmouth {rv/-}	W 31-23	3,830
Sept. 18	{rv/-}	at Syracuse [TWCS/SNY]	L 14-38	37,758
Sept. 25		*William and Mary [WABI/CW] {8/8}	L 21-24	5,990
Oct. 2		*New Hampshire [WABI/CW] {14/15}	W 16-13 (10T)	6,531
Oct. 9	{rv/-}	*at Delaware {2/2}	L 7-26	19,523
Oct. 16	{rv/-}	*Villanova [CSN-NE/CSN-P] {6/7}	L 18-48	5,890
Oct. 23		*at Rhode Island	W 28-23	4,625
Nov. 6		*at Massachusetts [CSN-NE/CSN-MA+/CSN-P] {15/15}	L 24-39	12,121
Nov. 13		*at Towson	W 28-18	5,347
Nov. 20		*James Madison {rv/rv}	L 10-14	3,880

CAA Team's Coaches & Sports Network Rankings listed prior to Opponent/Opponent's Coaches & Sports Network Rankings listed after Opponent at time game was played

2011 Schedule

Date	Opponent	Location	Series Record
Sept. 3	BRYANT	Orono, Maine	First Meeting
Sept. 10	at Pittsburgh	Pittsburgh, Pa.	First Meeting
Sept. 17	at Albany	Albany, N.Y.	1-3
Sept. 24	OPEN		
Oct. 1	*DELAWARE	Orono, Maine	7-23
Oct. 8	*at James Madison	Harrisonburg, Va.	4-10
Oct. 15	*RHODE ISLAND	Orono, Maine	52-34-3
Oct. 22	*at Richmond	Richmond, Va.	10-12
Oct. 29	*at Villanova	Villanova, Pa.	7-7
Nov. 5	*TOWSON	Orono, Maine	6-3
Nov. 12	*MASSACHUSETTS	Orono, Maine	15-41-1
Nov. 19	*at New Hampshire	Durham, N.H.	43-47-8



DONTE DENNIS



DEREK SESSION




VINSONGIVANS



WARREN SMITH

Maine Black Bears -- Top Returners




DONTE DENNIS
 RAHWAY, N.J.
 RAHWAY HIGH SCHOOL

LB	6-0	220	SR
----	-----	-----	----

YEAR	GP	S-A-Tackles	SK/TFL	Int	PBU	FF/FR
2008	8	4-5-9	1.0/1.0	0	0	0/0
2009	11	51-55-106	1.0/9.0	4	3	0/2
2010	11	50-58-108	1.0/3.5	0	4	0/1
Career	30	105-118-223	3.0/13.5	4	7	0/3

- Named to the All-CAA Football Third Team for the second-consecutive season
- Led the team for the second-straight year and ranked eighth in the CAA with 108 tackles
- The 108 tackles put him tied for 34th in the country
- Had season-highs of 17 tackles at Delaware and at Massachusetts
- Named the team's 2010 Most Valuable Player




DEREK SESSION
 BALTIMORE, MD.
 PAUL DUNBAR HIGH SCHOOL

RB	6-1	225	SR
----	-----	-----	----

YEAR	GP	No.	Yds	TD	Long	Avg/G	Avg/C
2008	13	74	328	5	35	25.23	4.43
2009	11	119	479	3	39	43.55	4.03
2010	11	5	42	1	22	3.82	8.40
Career	36	198	849	9	39	23.58	4.29

- Named to the All-CAA Football Third Team
- Led the team and was fifth in the CAA with 50 receptions for 580 yards
- His 4.55 receptions per game put him tied for 67th in the country
- Made a season-high seven receptions at Syracuse and at Massachusetts
- Had a career-high 104 yards receiving against New Hampshire




VINSON GIVANS
 CAMBRIDGE, MASS.
 CAMBRIDGE, RINDGE & LATIN SCHOOL

LB	6-0	225	SR
----	-----	-----	----

YEAR	GP	S-A-Tackles	SK/TFL	Int	PBU	FF/FR
2008	8	3-5-8	0.0/1.0	0	0	0/0
2009	11	31-35-66	0.0/3.5	0	0	0/0
2010	11	34-53-87	0.5/6.0	2	4	0/0
Career	30	68-93-161	0.5/10.5	2	4	0/0

- Second on the team and tied for 20th in the CAA with 87 tackles
- Ranked 15th in tackles among linebackers in the CAA
- Tied for the team lead with 6.5 tackles-for-loss and two interceptions
- Had a season-high 2.0 tackles-for-loss and an interception against New Hampshire
- Notched eight tackles, 0.5 sacks and a season-high three pass break-ups at Monmouth



WARREN SMITH
 FORKED RIVER, N.J.
 IONA COLLEGE

QB	5-11	175	JR
----	------	-----	----

YEAR	GP	----- Passing -----				--- Rushing ---				
		Comp.	Att.	Int.	Yds.	TD	Lg.	Att.	Yds.	TD
2008 (Iona)	10	127	234	12	1347	9	74	63	164	2
2009	8	159	260	13	1695	12	62	74	205	2
2010	11	197	304	10	1857	9	50	65	141	3
Career	29	483	798	35	4899	30	74	202	510	7

- Started 10 out of the 11 games
- Led team with 1,861 yards passing and nine scores
- Ranked seventh in the CAA with 181.6 yards of total offense per game
- Threw for 261 yards and a score against Williams and Mary and a season-high 270 yards at Massachusetts
- Currently ranks sixth on the school's all-time passing yards list

Maine Black Bears -- Head Coach Jack Cosgrove

Playing Career

1974-77 University of Maine

Coaching Career

1978-80 Graduate Assistant, University of Maine
 1981-84 Head Coach, Stoughton (Mass.) High School
 1985-86 Offensive Assistant, Boston College
 1987-88 Quarterbacks/Receivers, University of Maine
 1989-92 Offensive Coordinator, University of Maine
 1993- Head Coach, University of Maine

Personal

Birthdate

October 30, 1955

Hometown

Sharon, Mass.

Alma Mater

Maine '78

Wife

Marilyn

Children

Jeri, Matthew, Carly, Sydni



All-Time Maine Coaching Records

Coach	Years	Record	Pct.	Conf.	Pct.
Chesely Johnston	1892	0-2	.000		
Wildes Veazie	1893	0-5	.000		
No Coach	1894	0-1	.000		
P. Folsom	1895	1-4	.200		
Jack Abbott	1896	1-3-2	.333		
Harry Robinson	1897	1-2	.333		
James Coombs	1898	1-4	.200		
W.B. Hopkins	1899	2-3	.400		
Ernest Burton	1900	4-4	.500		
Wells Farley	1901, 03	12-4	.750		
Eddie N. Robinson	1902	6-2	.750		
A. King	1904	3-4	.429		
Frank McCoy	1905-08	11-15-4	.433		
George Schildmiller	1909	3-4-1	.438		
Edgar Wingard	1910-11	11-3-2	.750		
Thomas Reilly	1912-13	12-3-1	.781		
E.B. Cochems	1914	6-3	.667		
Thomas Hughlitt	1915-16	6-7-3	.469		
Thomas McCann	1917	1-3	.250		
Captain Aldworth	1918	3-1	.750		
James Baldwin	1919-20	9-4-3	.656		
Fred Brice	1921-40	79-58-9	.572		
George Allen	1941, 46-48	16-11-2	.569	3-3	.500
William Kenyon	1942, 44-45	4-11	.267		
Sam Sezak	1943	0-1	.000		
David M. Nelson	1949-50	7-5-2	.536	5-1-1	.833
Harold Westerman	1951-66	80-38-7	.669	41-26-5	.604
Walter Abbott	1967-75	27-53	.338	15-32	.319
Jack Bicknell	1976-80	18-35-1	.343	4-20-1	.180
Ronald Rogerson	1981-84	19-23-1	.454	6-14	.300
Buddy Teevens	1985-86	13-9	.591	5-7	.417
Tim Murphy	1987-88	15-8	.652	10-5	.667
Tom Lichtenberg	1989	9-3	.750	6-2	.750
Kirk Ferentz	1990-92	12-21	.363	8-16	.333
Jack Cosgrove	1993-	97-108	.473	66-81	.449

Cosgrove's Year-By-Year Record

Year	School	Record	Conf./Finish	Postseason
1993	Maine	0-11*	0-8*/6th (New England)	
1994	Maine	3-8	2-6/T5th (New England)	
1995	Maine	3-8	1-7/T5th (New England)	
1996	Maine	7-4	5-3/2nd (New England)	
1997	Maine	5-6	4-4/T2nd (New England)	
1998	Maine	6-5	3-5/T3rd (New England)	
1999	Maine	4-7	3-5/T6th	
2000	Maine	5-6	3-5/7th	
2001	Maine	9-3	7-2/T1st	NCAA Qtrs
2002	Maine	11-3	7-2/T1st	NCAA Qtrs
2003	Maine	7-5	5-4/T4th	
2004	Maine	5-6	3-5/T4th (North)	
2005	Maine	5-6	3-5/4th (North)	
2006	Maine	6-5	5-3/T2nd (North)	
2007	Maine	4-7	3-5/4th (North)	
2008	Maine	8-5	5-3/2nd (North)	NCAA
2009	Maine	5-6	4-4/2nd (North)	
2010	Maine	4-7	3-5/T8th	

Maine Totals 97-108 (.473)

Career Record 97-108 (.473)

*3 overall, 2 conference wins forfeited

Maine Black Bears -- By The Numbers...

2011 Team Information

Total No. of Starters Returning: 18

Offense: 8

.....	FB - Pushaun Brown
.....	TE - Derek Buttles
.....	OL - Joe Hook
.....	OL - Chris Howley
.....	QB - Derek Session
.....	RB - Warren Smith
.....	OL - Josh Spearin
.....	OL - Garret Williamson

Defense: 8

.....	DL - Doug Alston
.....	DL - Raibonne Charles
.....	DB - Trevor Coston
.....	LB - Donte Dennis
.....	DL - Kris Enslin
.....	LB - Vinson Givans
.....	DB - Jerron McMillian
.....	DL - Kevin Phanor

Special Teams: 1

.....	PK - Brian Harvey
.....	KO/P - Jordan Waxman

Total No. of Starters Lost: 7

Offense: 4

.....	WR - Tyrell Jones
.....	WR - Desmond Randall
.....	OL - Matt Spearin
.....	FB - Jared Turcotte

Defense: 3

.....	DB - Steven Barker
.....	DB - Dominic Cusano
.....	LB - Mark Masterson

Special Teams: 0

NOTE: Special Teams include kickers and punters only.

2011 Newcomers

Name	Pos.	Ht./Wt.	Hometown/HS (Last School)
Brian Anthony	LB	6-2/200	Columbia, Md./Atholton
Sherrod Baltimore	CB	5-10/160	Fort Washington, Md./Friendly
Aamad Bush	SS	6-3/200	Montclair, N.J./Montclair
Daniel Carriker	OL	6-2/295	Alexandria, Va./West Potomac
CJ Dawson	FB	6-2/225	Natick, Mass./New Hampton
Najee Green	WR	6-3/185	Accokeek, Md./Gwynn Park
Josiah Hartley	TE	6-4/230	Bangor, Maine/Bangor
Chase Hoyt	OL	6-4/275	West Chester, Pa./Bayard Rustin
Bruce Johnson	OL	6-3/265	Rochester, N.Y./Gates Chili
Isaiah Jones	WR/RB	6-0/175	Orange, Mass./Mahar Regional
Zedric Joseph	WR	5-9/180	West Palm Beach, Fla./Erie Community College
Michael Kozlakowski	DE	6-3/240	Lynbrook, N.Y./Lynbrook
John McCabe	LB	6-0/215	Winslow, Maine/Winslow
Samuel Shipley	LB	6-2/235	Santa Barbara, Calif./Santa Barbara City College
Cody Simcox	FB	6-2/235	Sinking Spring, Pa./Wilson Senior
Daniel Upson	WR	6-2/180	Montgomery Village, Md./Watkins Mill
Malik Walker	CB	5-11/175	East Orange, N.J./East Orange
Benedict Wezel	OL	6-8/310	Berlin, Germany/Salisbury School (Conn.)

Black Bears Roster

No.	Name	Pos.	Cl.	Ht./Wt.	Hometown/HS (Last School)
2	Pushaun Brown	TB	Sr.	5-10/205	North Brunswick, N.J./North Brunswick
3	Trevor Coston	DB	Sr.	5-10/210	Greenlawn, N.Y./John Glenn
6	Derek Session	RB	Sr.	6-1/225	Baltimore, Md./Paul Dunbar
10	Donte Dennis	LB	Sr.	6-0/220	Rahway, N.J./Rahway
11	John Ebeling	QB	So.	6-4/210	Mahwah, N.J./Mahwah
12	Chris Treister	QB	Sr.	6-0/200	Cape Elizabeth, Maine/Portland
13	Warren Smith	QB	Sr.	6-1/205	Forked River, N.J./Iona College
14	Marcus Wasilewski	QB	So.	6-1/205	Kulpmont, Pa./Mt. Carmel
15	Jamal Clay	DB	So.	5-10/185	Mahwah, N.J./Mahwah
16	Gabe Hinds	DB	Sr.	5-8/170	Augusta, Maine/Cony
17	Nate Doehehr	DB	So.	6-0/175	Steep Falls, Maine/Bonny Eagle
18	Chris Reagan	DB	Jr.	6-0/210	York, Pa./York Catholic
19	Jackson Taylor	QB	R-Fr.	6-3/205	Windham, Maine/Windham
23	Troy Russell	LB	Jr.	6-3/220	South Plainfield, N.J./Fork Union Military Academy
24	Khari Al-Mateen	DB	R-Fr.	6-1/185	Baltimore, Md./Baltimore Technical Institute
25	Kendall James	DB	So.	5-11/165	Roselle, N.J./Union Country Academy
26	Jerron McMillian	DB	Sr.	5-11/215	Hillside, N.J./Hillside
27	Brian Harvey	K/P	Jr.	5-9/180	Wayland, Mass./Wayland
28	Mike Kuhn	DB	Jr.	5-11/195	Martinsville, N.J./Immaculata
29	Darlos James	DB	Jr.	5-10/175	Mt. Vernon, N.Y./Iona Prep
31	Axel Ofori	DB	R-Fr.	5-10/180	Gaithersburg, Md./Gaithersburg
32	Troy Eastman	DB	So.	6-1/210	Rahway, N.J./Rahway
33	Shawn Bodtmann	LB	So.	5-11/210	Scranton, Pa./West Scranton
34	Roosevelt Boone	TB	Sr.	5-8/170	Washington, DC/Christchurch School
36	Patrick Pascal	DB	R-Fr.	5-10/175	Greenlawn, N.Y./Elwood-John Glenn
37	Jordan Waxman	K/P	Sr.	6-2/210	Kitneysville, Pa./Quakertown
38	William Hunter	RB	R-Fr.	5-11/180	Jamaica, N.Y./Christ The King
39	Chris Gennaro	K/P	Jr.	5-10/180	Saco, Maine/Thornton Academy
40	Vinson Givans	LB	Sr.	6-0/225	Cambridge, Mass./Cambridge, Rindge & Latin
42	Terrel Walker	RB	So.	5-8/200	Taunton, Mass./Taunton
43	Arron Achey	QB	R-Fr.	6-1/215	Newmanstown, Pa./Eastern Lebanon County
44	Kris Enslin	DL	Jr.	6-4/260	Middletown, Del./Caravel Academy
46	Charles Kyeremeh, Jr.	RB	R-Fr.	6-1/210	Lebanon, Pa./Cedar Crest
47	Michael Mangiarelli	DB	So.	6-0/185	Warren, Ohio/Howland
48	David Hood	RB	R-Fr.	5-10/190	Galloway, N.J./Absegami
49	Jeffrey Ondish	K/P	R-Fr.	6-2/185	Elkton, Md./Elkton
50	Christopher Howley	OL	Jr.	6-3/295	Runnemeade, N.J./Triton
54	David Higgins	LB	Jr.	6-0/220	Cumberland, Maine/Greeley
56	Garret Williamson	OL	Jr.	6-3/275	Flemington, N.J./Hunterdon Central
57	Devin Clark	DL	R-Fr.	6-3/250	Baltimore, Md./Dunbar
58	Steve Shea	OL	Sr.	6-4/290	Corinna, Maine/Nokomis Regional
59	Spencer Wood	DL	Jr.	6-2/250	Salisbury, Mass./Proctor Academy
65	Douglas Nash	DL	R-Fr.	6-5/290	Turner, Maine/Leavitt
66	DaShaun Thomas	FB	R-Fr.	5-10/255	Huntington, N.Y./Milford Academy
68	Jeff Gakos	OL	So.	6-4/290	Basking Ridge, N.J./Ridge
73	Tyler Patterson	OL	So.	6-6/305	Owls Head, Maine/Rockland
74	Joshua Spearin	OL	Jr.	6-4/290	Limington, Maine/Bonny Eagle
75	Joseph Hook	OL	So.	6-5/290	Westfield, Mass./Westfield
77	Kevin Phanor	DL	Sr.	6-1/280	Brooklyn, N.Y./Brooklyn Technical
78	Will Martin	OL	Jr.	6-2/285	Port Republic, N.J./Holy Spirit/Sacred Heart
80	Derek Buttles	TE	Sr.	6-5/220	Pike, N.Y./Letchworth Central
81	Maurice McDonald	WR	So.	6-0/180	Paterson, N.J./Paterson Catholic
82	Jeff Falvey	TE	Jr.	6-5/260	Cicero, N.Y./Cicero-North Syracuse
83	Derrick Johnson	WR	So.	5-11/180	Hempstead, N.Y./Holy Trinity
85	Ryan Baranowsky	TE	R-Fr.	6-3/230	Moorestown, N.J./Bishop Eustice Prep
86	Rashon Edgerton	WR	R-Fr.	6-2/190	Brunswick, Maine/Brunswick
87	Justin Perillo	TE	So.	6-4/250	Wilmington, Del./The Tatnall School
88	Damarr Aultman	WR	R-Fr.	5-11/180	Wheatley Heights, N.Y./Half Hollow Hills West
90	Ryan Nani	DL	Sr.	6-2/315	Lanoka Harbor, N.J./Toms River North
91	Doug Alston	DL	Jr.	6-3/225	East Orange, N.J./Paterson Catholic
92	Raibonne Charles	DL	Sr.	6-0/250	Windham, Maine/Windham
93	Brent Rice	DL	Jr.	6-3/290	Jersey City, N.J./Ferris
95	Matthew Wilson	DL	R-Fr.	6-3/270	Freeport, N.Y./Holy Trinity Diocesan
96	Erwin Roach	DL	Jr.	6-3/240	Bloomfield, N.J./Fork Union Military Academy
97	Devin Clark	DL	R-Fr.	6-3/250	Baltimore, Md./Dunbar
98	Craig Capella	DL	So.	6-4/250	Galloway, N.J./Absegami
99	Michael Cole	DL	So.	6-2/250	North Brunswick, N.J./North Brunswick

Massachusetts Minutemen

Quick Facts

Location	Amherst, Mass.
Enrollment	27,016
Nickname	Minutemen
Colors	Maroon & White
Website	www.umassathletics.com
Stadium	Warren McGuirk Alumni Stadium
Stadium Capacity	17,000
Stadium Surface	Artificial Grass
Chancellor	Dr. Robert C. Holub
Athletics Director	John McCutcheon
Head Coach	Kevin Morris
Head Coach Alma Mater, Year	Williams College, 1986
Football Contact	Jason Yellin, Associate Athletics Director/Media Relations
Football Contact Office Phone	413-577-3061
Offensive Starters Returning/Lost	7/4
Defensive Starters Returning/Lost	9/2



MINUTEMEN HEAD COACH
KEVIN MORRIS
2 SEASONS (2009-2010)

Collegiate Overall Record (Years)	35-43 (8 years)
Record at CAA Football Schools (Years)	11-11 (2 years)
Record in CAA Football Games (Years)	7-9 (2 years)

Massachusetts Coaching Staff

Brian Picucci	Offensive Coordinator/Offensive Line
Frank Forcucci	Defensive Coordinator/Defensive Backs
Joe Tricario	Special Teams Coordinator/Inside Linebackers
Steve Tirrell	Recruiting Coordinator/Defensive Line
Brian Crist	Wide Receivers
Damian Mincey	Tight Ends
Dyran Peake	Outside Linebackers
Bryan Butterworth	Cornerbacks
Bob Otrando	Strength & Conditioning
Bill Sisler	Video Coordinator

2010 Results (6-5, 4-4 CAA)

Home Stadium: McGuirk Alumni Stadium (17,000)


Home: 3-2	Away: 3-2	vs. Top 25 (TSN/F): 2-3	vs. Top 25 (Coach): 2-3
Total Home Attendance: 65,023		Average Home Attendance: 13,005	

Sept. 4	{rv/rv}	*William and Mary [TCN/CSN-NE/COX11] {4/4}	W 27-23	10,072
Sept. 11	{18/20}	Holy Cross [CBS3] {rv/rv}	W 31-7	16,352
Sept. 18	{16/15}	at Michigan [B10]	L 37-42	110,187
Sept. 25	{11/9}	at Stony Brook	W 26-21	5,309
Oct. 2	{8/8}	*at Towson	W 27-14	5,560
Oct. 16	{8/8}	*Richmond {20/19}	L 10-11	16,421
Oct. 23	{12/12}	*vs New Hampshire [CSN-NE/CSN-P/CSN-MA] {10/9}	L 13-39	32,848
Oct. 30	{18/18}	*at James Madison [CSN-MA/CSN-NE] {15/15}	W 21-14	16,664
Nov. 6	{15/15}	*Maine [CSN-NE/CSN-MA+/CSN-P]	W 39-24	12,121
Nov. 13	{14/13}	*Delaware {2/1}	L 27-45	10,057
Nov. 20	{19/19}	*at Rhode Island	L 34-37	3,156

CAA Team's Coaches & Sports Network Rankings listed prior to Opponent/Opponent's Coaches & Sports Network Rankings listed after Opponent at time game was played

2011 Schedule

Date	Opponent	Location	Series Record
Sept. 1	at Holy Cross	Worcester, Mass.	23-21-5
Sept. 10	OPEN		
Sept. 17	*RHODE ISLAND	Amherst, Mass.	47-36-2
Sept. 24	at Boston College	Chestnut Hill, Mass.	5-18
Oct. 1	*at Old Dominion	Norfolk, Va.	First Meeting
Oct. 8	CENTRAL CONN. STATE	Amherst, Mass.	2-0
Oct. 15	*at Delaware	Newark, Del.	6-25
Oct. 22	*vs New Hampshire	Foxborough, Mass.	43-27-3
Oct. 29	*at Richmond	Richmond, Va.	13-12
Nov. 5	*VILLANOVA	Amherst, Mass.	12-11
Nov. 12	*at Maine	Orono, Maine	41-15-1
Nov. 19	*JAMES MADISON	Amherst, Mass.	8-6-1



JONATHANHERNANDEZ



EMILIGWENAGU




TYLERHOLMES



JULIANTALLEY


Massachusetts Minutemen -- Top Returners



JONATHAN HERNANDEZ
LEOMINSTER, MASS.
LEOMINSTER HIGH SCHOOL

RB	5-11	190	SR
----	------	-----	----

YEAR	GP	No.	Yds	TD	Long	Avg/G	Avg/C
2008	9	6	20	0	5	2.22	3.33
2009	10	121	577	8	58	57.70	4.77
2010	11	219	938	9	32	85.27	4.28
Career	30	346	1535	17	58	49.52	4.44



EMIL IGWENAGU
BOYLSTON, MASS.
HOLY NAME CATHOLIC HIGH SCHOOL

TE	6-1	240	SR
----	-----	-----	----

YEAR	GP	No.	Yds	TD	Long	Avg/G	Avg/C
2008	11	1	16	0	16	1.45	16.00
2009	11	24	288	1	52	26.18	12.00
2010	8	12	142	0	24	17.75	11.83
Career	30	37	446	1	52	14.87	12.05

-- 2010 CAA Football Second Team Tailback

-- Led team in rushing with 938 yards on 219 carries (4.3 per carry and 85.3 yards per game) in 2010 and scored a team-best 10 touchdowns, nine of them rushing

-- Second in CAA Football in rushing, ahead of teammate No. 3 John Griffin, giving UMass two backs into the top 35 in the NCAA in rushing - only team in America with such a mark

-- Second in the CAA Football in touchdowns and scoring with 5.5 points per game

-- Six career 100-yard rushing yards, UMass is 4-2, including four in 2010

-- Ran for 114 yards and scored on touchdown runs of 10 and 9 yards a #20 Michigan (9/18) in front of 110,000 fans. Third-career game with multiple touchdowns and third game in a row with a TD


-- Will serve as team captain with Tyler Holmes

-- 2010 CAA Football Preseason First Team

-- Phil Steele Preseason First-Team All-CAA Football

-- Great athlete who is playing as a tight end and H-Back in fourth year in the program. Has also played running back, tight end and linebacker at UMass

-- Sixth on team in team with 12 catches for 142 yards in seven games, six starts. Missed three games due to injury (vs. Maine, at James Madison and Holy Cross)



TYLER HOLMES
BLACKSBURG, VA.
BLACKSBURG HIGH SCHOOL

LB	6-0	220	SR
----	-----	-----	----

YEAR	GP	S-A-Tackles	SK/TFL	Int	PBU	FF/FR
2008	6	9-14-23	0.0/2.5	1	0	0/0
2009	10	50-60-110	1.0/6.5	4	5	1/0
2010	11	47-63-110	5.0/12.0	5	1	2/1
Career	27	106-137-243	6.0/21.0	10	6	3/1

-- 2011 FCS Preseason No. 1 Linebacker according to The Sports Network

-- 2010 Phil Steele Defensive Player of the Year

-- 2010 First-team All-American by the Associated Press, American Football Coaches Of America, The Sports Network and Phil Steele

-- 2010 CAA Football Co-Defensive Player of the Year

-- First player in major college football with two interceptions returned for touchdowns in the same game since 2008 (vs. Maine, 11/6/10)

-- Tied for first in CAA Football with five INT's (0.5 per game), ranks 17th in the NCAA

-- Ranks fourth in CAA and 18th in NCAA in tackles per game (10.6) and fifth in TFLs per game (1.15), which is 51st in the NCAA



JULIAN TALLEY
WINSLOW, N.J.
WINSLOW HIGH SCHOOL

WR	6-1	185	SR
----	-----	-----	----

YEAR	GP	No.	Yds	TD	Long	Avg/G	Avg/C
2008	12	18	234	0	34	19.50	13.00
2009	11	28	350	1	55	31.82	12.50
2010	11	56	747	6	45	67.91	13.34
Career	34	102	1331	7	55	38.03	13.05

-- 2010 CAA Football Second Team Wide Receiver

-- Phil Steele Preseason Second-Team All-CAA Football

-- Second on team in receiving this season with 56 catches for 747 yards. Leads team in receiving touchdowns (6)

-- Fourth in the CAA in catches per game (4.7) and second in receiving yards per game (67.9)

-- Team's top punt returner with nine returns for 120 yards

-- Has a reception in 18 games in a row entering 2011

-- First-career 100-yard receiving game with 111 on career-high eight catches vs. #10 UNH (10/23) in the Colonial Clash. Scored on a 14-yard TD reception and went over 1,000 yards in career receiving yards

Massachusetts Minutemen -- Head Coach Kevin Morris

Playing Career

1982-85 Williams College

Coaching Career

1986-87 Running Backs/Quarterbacks, University at Albany
 1988-89 Quarterbacks/Wide Receivers, Worcester Polytechnic Institute
 1990 Defensive Coordinator, Worcester Polytechnic Institute
 1991 Secondary, Union College
 1992 Defensive Coordinator, Union College
 1993-98 Head Coach, Worcester Polytechnic Institute
 1999 Offensive Coordinator, Stony Brook University
 2000-03 Offensive Coordinator/Quarterbacks, Northeastern University
 2004-08 Offensive Coordinator/Quarterbacks, University of Massachusetts
 2009- Head Coach, University of Massachusetts

Personal

Birthdate

February 23, 1964

Hometown

Westfield, N.J.

Alma Mater

Williams College '86

Wife

Rebecca

Children

Ryan



All-Time Massachusetts Coaching Records

Coach	Years	Record	Pct.	Conf.	Pct.
No Coach	1879-97	30-58-6	.351		
Doctor Weeks	1898	1-4-1	.250		
Fred Murphy Brown	1899-00	12-8	.600		
James Halligan	1901-03	16-8-2	.654		
Matthew Bullock	1904, 07-08	13-8-5	.596		
Walter Craig	1905	3-7	.300		
George O'Hearn	1906	1-7-1	.167		
J.W. Gage	1909	1-6-2	.222		
W. Gildersleeve	1910	1-6-2	.222		
John Hubbard	1911	2-7	.222		
Dr. Arthur Brides	1912-15	12-15-4	.452		
George Melican	1916	2-4-2	.375		
Harold Gore	1919-27	33-32-5	.507		
Charles McGeoch	1928-30	6-17-2	.280		
Melvin Taube	1931-35	29-13-2	.682		
Elbert Carraway	1936-40	9-32-3	.239		
Walter Hargsheimer	1941-42, 46	11-11-1	.500		
Thomas Eck	1945, 47-51	17-23-4	.432	6-3-1	.650
Charles O'Rourke	1952-59	21-39-4	.359	8-21-1	.283
Charles Studley	1960	7-2	.778	3-1	.750
Victor Fusia	1961-70	59-32-2	.645	41-7-1	.847
Dick MacPherson	1971-77	45-27-1	.623	28-8-1	.770
Bob Pickett	1978-83	36-28	.563	22-8	.733
Robert Stull	1984-85	10-12	.455	5-5	.500
Jim Reid	1986-91	36-29-2	.552	26-20	.565
Mike Hodges	1992-97	35-30	.538	23-25	.479
Mark Whipple	1998-03	49-26	.653	35-16	.686
Don Brown	2004-08	43-19	.694	29-11	.725
Kevin Morris	2009-	11-11	.500	7-9	.438

Morris' Year-By-Year Record

Year	School	Record	Conf./Finish	Postseason
1993	Worcester Polytech	5-4		
1994	Worcester Polytech	5-4		
1995	Worcester Polytech	4-5		
1996	Worcester Polytech	2-8		
1997	Worcester Polytech	4-6		
1998	Worcester Polytech	4-5		
Worcester Polytech Totals		24-32 (.429)		
2009	Massachusetts	5-6	3-5/T3rd (North)	
2010	Massachusetts	6-5	4-4/T5th	
Massachusetts Totals		11-11 (.500)		
Career Record		35-43 (.449)		

Massachusetts Minutemen -- By The Numbers...

2011 Team Information

Total No. of Starters Returning: 17

Offense: 7

.....TB - Jonathan Hernandez
.....TE - Emil Igwenagu
.....OL - Stephane Milhim
.....OL - Quinton Sales
.....OL - Josh Samuda
.....OL - Nick Speller
.....WR - Julian Talley

Defense: 9

.....LB - Tyler Holmes
.....DL - Courtney Jackson
.....DB - Mike Lee
.....LB - Perry McIntyre
.....DL - Brandon Potvin
.....DB - Antoine Tharpe
.....DB - Darren Thellen
.....DL - Chas Thompson
.....DB - Shane Viveiros

Special Teams: 1

.....K/P - Caleb Violette

Total No. of Starters Lost: 6

Offense: 4

.....FB - Scott Duggan
.....QB - Kyle Havens
.....WR - Anthony Nelson
.....OL - Greg Niland

Defense: 2

.....DL - Brandon Flanagan
.....LB - Mike Mele

Special Teams: 0

NOTE: Special Teams include kickers and punters only.

Minutemen Roster

No.	Name	Pos.	CL	Ht./Wt.	Hometown/HS (Last School)
1	Julian Talley	WR	RS JR	6-1/185	Winslow, N.J./Winslow H.S.
2	Antoine Tharpe	DB	FR	5-10/175	North Lauderdale, Fla./Coral Springs Charter School
3	Tom Gilson	WR	RS JR	6-3/200	Mansfield, Mass./Mansfield H.S.
4	Ed Saint-Vil	DB	FR	5-11/175	Miramar, Fla./Hollywood Hills H.S.
5	Jamar Smith	TB	RS FR	5-11/200	Binghamton, N.Y./Binghamton H.S.
6	Brandon Hill	QB	FR	6-5/215	Audubon, N.J./Audubon H.S.
7	D.J. Adeoba	LB	RS SO	6-0/210	Hollywood, Fla./Hollywood Hills H.S.
8	Mike Lee	DB	RS FR	6-0/180	McDonough, Ga./Eagle's Landing H.S.
9	Christian Birt	DB	RS FR	6-2/190	Laconia, N.H./Laconia H.S.
10	Kellen Pagel	QB	SO	6-3/200	Stongsville, Ohio/Strongsville H.S./Bowling Green
12	Ian Shultis	QB	SO	6-2/195	Thousand Oaks, Calif./Thousand Oaks H.S./Moorpark College
13	Ryan Campbell	DB	RS SO	6-0/180	Columbus, Ga./Carver/Mississippi
14	Raymond Pendagast	QB	FR	6-5/195	Bridgeport, Conn./Shelton H.S.
15	Shawn Campbell	WR	FR	6-2/200	Woodstock, Conn./Hartford Public H.S./Hyde School
16	Jesse Julmiste	WR	JR	5-9/165	Fort Lauderdale, Fla./Hollywood Hills H.S./Dodge City J.C.
17	Jesse Hunt	QB	RS FR	6-0/210	Ashburnham, Mass./Oakmont Regional H.S.
19	Chase Danska	WR	JR	5-9/170	Pleasant Hill, Calif./College Park/Diablo Valley Junior College
21	Kirk Nelms	DB	FR	5-10/160	Spotsylvania, Va./Riverbend H.S.
22	Jonathan Hernandez	TB	RS JR	5-11/190	Leominster, Mass./Leominster H.S.
23	Shane Viveiros	DB	RS JR	6-0/220	Fall River, Mass./Bishop Connolly H.S.
24	Chris Burns	HB	RS JR	5-10/190	Wilmington, Pa./Wilmington/Pittsburgh
25	Matt Campbell	LB	FR	6-1/240	Attleboro, Mass./Attleboro H.S.
26	Thad McCummings	FB	RS FR	5-10/210	Natick, Mass./Natick H.S./Canterbury School (Conn.)
27	Darren Thellen	DB	RS SO	6-2/200	Brockton, Mass./Brockton H.S.
29	Ryan Carter	DB	RS FR	5-11/180	North Laurel, Md./Bedford H.S. (Mass.)
32	Ryan Collins	DB	FR	6-0/180	Walpole, Mass./Walpole H.S.
35	Stanley Andre	LB	FR	6-2/240	Dorchester, Mass./Reading H.S.
36	Tyler Holmes	LB	JR	6-0/220	Blacksburg, Va./Blacksburg H.S.
37	Tom Brandt	LB	RS FR	6-0/210	Natick, Mass./Natick H.S.
40	Igor Garcia	K	FR	6-1/175	Medford, Mass./Everett H.S.
41	Jeff Strait	P	RS FR	6-0/195	Manheim, Pa./Manheim Central H.S.
43	Cedric Gonnet	TB	RS SO	5-10/190	Voorhees, N.J./Eastern H.S.
44	Perry McIntyre	LB	SO	6-0/240	Royal Palm Beach, Fla./Royal Palm Beach H.S.
45	Jacob Scott				
46	Chad Hunte	LB	SO	6-0/215	Brookline, Mass./Brookline/Northeastern
47	Tim Brandt	LB	RS FR	6-0/215	Natick, Mass./Natick H.S.
48	Alan Williams	TB	RS SO	5-10/190	Framingham, Mass./Framingham H.S./Wilbraham Monson Academy
49	Galen Clemons	DL	RS FR	6-2/225	Danielsville, Pa./Northampton Area/Central Michigan
50	Josh Samuda	OL	RS JR	6-3/310	Hollywood, Fla./Hollywood Hills H.S.
51	Quinton Sales	OL	RS SO	6-3/285	Fort Washington, Md./Friendly H.S.
52	Bill Nessel	DL	RS FR	6-2/270	Ft. Lauderdale, Fla./St. Thomas Aquinas H.S.
55	Ryan Delaire	LB	FR	6-4/225	Windsor, Conn./Windsor H.S.
56	Greg Hilliard	LB	FR	6-3/215	Brockton, Mass./Brockton/Suffield Academy
59	Giddens Rateau	DL	RS FR	6-0/245	West Roxbury, Mass./Catholic Memorial H.S.
63	Kevin Byrne	DL	RS FR	6-4/285	Mashpee, Mass./Mashpee H.S.
64	Nicholas Gottshall	OL	RS SO	6-3/315	Woburn, Mass./Arlington Catholic H.S./Milford Academy (N.Y.)
66	Anthony Dima	OL	RS FR	6-7/295	Centereach, N.Y./Centereach/Hofstra
67	Brian Ostaszewski	OL	RS JR	6-5/300	Stamford, Conn./Stamford H.S.
68	Mike Kahale	OL	FR	6-2/235	Marlborough, Mass./Marlborough H.S.
71	Ryan Young	OL	FR	6-5/285	Wayne, N.J./Wayne Valley H.S.
72	Nick Speller	OL	RS SO	6-5/335	Baltimore, Md./Edmondson-Westside H.S./Syracuse
73	Jeff Skoog	OL	FR	6-6/310	Hudson, Mass./Saisbury School (Conn.)
74	Stephane Milhim	OL	RS SO	6-5/320	Pembroke Pines, Fla./Charles Flanagan H.S.
75	John Moran	OL	RS SO	6-5/310	Salem, Mass./Bishop Fenwick H.S.
76	Tyler Major	DL	RS FR	6-0/285	New London, Conn./New London H.S.
77	Travis Poston	OL	RS SO	6-6/315	Ambler, Pa./Hatboro-Horsham H.S./Villanova
78	Sean O'Connor	OL	RS SO	6-6/295	Valhalla, N.Y./Iona Prep
79	Vincent Westcarr	OL	RS FR	6-4/305	Miramar, Fla./Miramar H.S.
81	Julian Colarusso	WR	RS SO	6-4/210	Quincy, Mass./Catholic Memorial H.S.
83	Emil Igwenagu	TE	RS JR	6-1/240	Bolyston, Mass./Holy Name Catholic H.S.
84	Dominic Wooten	WR	FR	6-5/210	Norwell, Mass./Norwell H.S.
85	Travis Tripucka	LS	RS JR	6-2/215	Boonton Township, N.J./Mountain Lakes H.S.
86	Dominique Price	WR	RS JR	6-0/200	Worcester, Mass./Holy Name Catholic H.S./Assumption
87	Rob Blanchflower	TE	RS FR	6-4/245	Leominster, Mass./St. John's H.S. Shrewsbury
88	James Lizotte	WR	SO	6-3/210	West Boylston, Mass./St. John's H.S. Shrewsbury/Holy Cross
90	Theo Agnew	DL	RS FR	6-5/255	Windsor, Conn./Northwest Catholic H.S.
91	Courtney Jackson	DE	RS JR	6-3/245	Brandywine, Md./Gwynn Park H.S.
94	Caleb Violette	K/P	SO	6-0/200	Blacksburg, Va./Blacksburg H.S./Virginia Tech
95	Brandon Potvin	DL	RS FR	6-1/250	Worcester, Mass./Holy Name Catholic H.S.
96	Brendon Leveogood	K/P	RS FR	6-1/195	Lebanon, Pa./Cedar Crest H.S.
97	Carlito Weaver				
99	Charles Thompson	DL	RS SO	6-3/280	Teaneck, N.J./Teaneck H.S.

2011 Newcomers

Name	Pos.	Ht./Wt.	Hometown/HS (Last School)
Derek Beck	WR	6-3/190	Martinsville, N.J./Bridgewater-Raritan H.S.
Jarvis Bentley	WR	6-4/195	Columbus, Ga./Carver H.S.
Jordan Broadnax	RB	5-9/175	Virginia Beach, Va./Landstown H.S.
*Chris Burns (Jr.)	TB	5-10/190	Wilmington, Pa./Wilmington H.S. (Pittsburgh)
*Ryan Campbell (So.)	DB	6-0/180	Columbus, Ga./Carver H.S. (Mississippi)
Jamie Casselberry	OL	6-6/280	Chicago, Ill./Phillips Andover Academy (Mass.) (De La Salle Institute)
*Chase Danska (Jr.)	WR	5-9/170	Pleasant Hill, Calif./College Park H.S. (Los Medanos JC/Diablo Valley JC)
Brian Dowling	RB	5-9/190	Wayne, N.J./Wayne Hills H.S.
Dan Foesel	TE	6-3/240	Lincoln Park, N.J./DePaul Catholic H.S.
Iric Harris	DB	5-8/175	Woodbridge, Va./Hylton H.S.
Andre Hill (Jr.)	WR	6-2/190	Carson, Calif./Narbonne H.S. (Los Angeles Harbor CC)
*Greg Hilliard (Fr.)	LB	6-3/215	Brockton, Mass./Brockton, H.S. (Suffield Academy (Conn.))
Brandon Howard	TE	6-5/250	Wrentham, Mass./King Phillip H.S. (Worcester Academy)
Randall Jette	DB	5-11/175	Oak Bluffs, Mass./Martha's Vineyard H.S.
Elgin Long	WR	5-10/180	Arlington, Texas/Arlington Bowie H.S.
John McGrath	TE	6-3/255	Hamden, Conn./Hamden H.S./Kent School
Marken Michel	WR	5-10/185	Plantation, Fla./American Heritage H.S.
Andddy Moas	OL	6-4/295	Pembroke Pines, Fla./West Broward H.S.
Kyle Morgan	DL	6-3/265	Milford, Mass./Milford H.S.
Andrew Ortiz	K	5-8/160	West Palm Beach, Fla./The King's Academy
*Kellen Pagel (So.)	QB	6-3/200	Strongsville, Ohio/Strongsville H.S. (Bowling Green)
Quayshun Smith	DB	5-9/160	Tallahassee, Fla./Godby H.S.
John Wallace	OL	6-4/275	Somerville, Mass./Somerville H.S.
Mike Wegzyn	QB	6-5/215	Knoxville, Tenn./Knoxville Catholic H.S.
Jamal Wilson	RB	5-10/190	Fort Lauderdale, Fla./St. Thomas Aquinas H.S.

*Transfer Student-Athlete enrolled at Massachusetts Spring 2011

New Hampshire Wildcats

Quick Facts

Location	Durham, N.H.
Enrollment	14,469
Nickname	Wildcats
Colors	Blue & White
Website	www.unhwildcats.com
Stadium	Cowell Stadium
Stadium Capacity	6,500
Stadium Surface	Artificial Grass
President	Dr. Mark Huddleston
Athletics Director	Marty Scarano
Head Coach	Sean McDonnell
Head Coach Alma Mater, Year	New Hampshire, 1978
Football Contact	Mike Murphy, Associate Director/Media and Public Relations
Football Contact Office Phone	603-862-3906
Offensive Starters Returning/Lost	5/6
Defensive Starters Returning/Lost	5/6



WILDCATS HEAD COACH SEAN MCDONNELL 12 SEASONS (1999-2010)

Collegiate Overall Record (Years)	88-58 (12 years)
Record at CAA Football Schools (Years)	88-58 (12 years)
Record in CAA Football Games (Years)	53-46 (12 years)

New Hampshire Coaching Staff

Tim Cramsey	Offensive Coordinator/Quarterbacks
John Lyons	Defensive Coordinator/Defensive Backs
Jon Shelton	Defensive Ends
Brian Barbato	Offensive Tackles/Tight Ends
Ryan Carty	Wide Receivers
Michael Ferzoco	Running Backs
Terrence Klein	Strong Safeties/Outside Linebackers
Alex Miller	Offensive Guards & Centers
Chris Van Horn	Defensive Tackles
James Bettcher	Linebackers

2010 Results (8-5, 5-3 CAA)

Home Stadium: Cowell Stadium (6,500)

Home: 4-1	Away: 3-4	vs. Top 25 (TSN/F): 5-2	vs. Top 25 (Coach): 5-2
Total Home Attendance: 38,669		Average Home Attendance: 7,734	

Sept. 4	{10/9}	Central Connecticut State {rv/rv}	W 33-3	7,419
Sept. 11	{6/5}	at Pittsburgh [ESPN3]	L 16-38	50,120
Sept. 18	{8/8}	*at Rhode Island [CSN-NE/CSN-P/CSN-MA+]	L 25-28	4,521
Sept. 25	{16/18}	Lehigh {rv/rv}	W 31-10	8,144
Oct. 2	{14/15}	*at Maine [WABI/CW]	L 13-16 (10T)	6,531
Oct. 9	{22/23}	*Richmond [TCN/CSN-NE] {11/11}	W 17-0	12,095
Oct. 16	{16/15}	*at James Madison [TCN/CSN-NE] {7/6}	W 28-14	16,985
Oct. 23	{10/9}	*vs Massachusetts [CSN-NE/CSN-P/CSN-MA] {12/12}	W 39-13	32,848
Nov. 6	{8/8}	*William and Mary {4/5}	L 3-13	6,008
Nov. 13	{17/15}	*at Villanova [TCN/CSN-NE] {9/9}	W 31-24	7,103
Nov. 20	{14/13}	*Towson	W 38-19	5,003
Dec. 4	{11/10}	at Bethune-Cookman {13/13}	W 45-20	5,738
Dec. 10	{11/10}	at Delaware [ESPN2/ESPN2HD/ESPN3] {5/5}	L 3-16	8,770

CAA Team's Coaches & Sports Network Rankings listed prior to Opponent/Opponent's Coaches & Sports Network Rankings listed after Opponent at time game was played

2011 Schedule

Date	Opponent	Location	Series Record
Sept. 1	at Toledo	Toledo, Ohio	0-3
Sept. 10	at Lehigh	Bethlehem, Pa.	10-2
Sept. 17	OPEN		
Sept. 24	*at Richmond	Richmond, Va.	9-10
Oct. 1	HOLY CROSS	Durham, N.H.	5-6
Oct. 8	*VILLANOVA	Durham, N.H.	10-11
Oct. 15	*at William and Mary	Williamsburg, Va.	2-12
Oct. 22	*vs Massachusetts	Foxborough, Mass.	27-43-3
Oct. 29	*RHODE ISLAND	Durham, N.H.	52-27-5
Nov. 5	*JAMES MADISON	Durham, N.H.	6-7
Nov. 12	*at Towson	Towson, Md.	7-0
Nov. 19	*MAINE	Durham, N.H.	47-43-8



KEVINDECKER



BRIANM McNALLY




MATTEVANS



DONTRAPETERS

New Hampshire Wildcats -- Top Returners




KEVIN DECKER
ARMONK, N.Y.
BRUNSWICK SCHOOL

QB	6-2	201	SR
----	-----	-----	----

YEAR	GP	----- Passing -----			--- Rushing ---			
		Comp.-Att.-Int.	Yds.	TD	Lg.	Att.	Yds.	TD
2008	7	5-7-1	52	0	34	1	29	0
2009	9	33-60-1	380	5	46	23	69	2
2010	13	46-67-1	447	5	63	28	92	1
Career	29	84-134-3	879	10	63	52	190	3

- Played in 13 games, starting one, primarily as backup to starter R.J. Toman in 2010
- Completed 46 of 67 passes for 447 yards, five touchdowns and one interception last year
- Rushed 28 times for 92 yards and one touchdown (vs. Towson) during the 2010 season
- Started playoff win at Bethune-Cookman, completing 23 of 35 passes for 289 yards and 3 touchdowns--all career highs, including 63-yard TD strike to Chris Chandler; rushed 9 times for 14 yards
- Completed 12 of 17 passes for 82 yards and touchdown in win over Towson; also rushed 6 times for season-high 31 yards, including season-high 20-yard scamper
- Completed 1 of 2 passes for 11 yards and rushed 4 times for 19 yards in inaugural Colonial Clash victory over UMass at Gillette Stadium




BRIAN MCNALLY
CORNWALL, N.Y.
CORNWALL HIGH SCHOOL

DL	6-3	258	SR
----	-----	-----	----

YEAR	GP	S-A-Tackles	SK/TFL	Int	PBU	FF/FR
2008	13	20-35-55	2.5/9.0	0	0	1/1
2009	12	17-12-29	4.0/6.5	0	0	1/0
2010	13	25-17-42	13.5/15.0	0	0	2/1
Career	38	62-64-126	20.0/30.5	0	0	4/2

- Named to College Sporting News Sweet-63 All-America, an ECAC All-Star, part of the FCS All-New England Team and was an All-CAA First Team honoree in 2010
- Started all 13 games, established UNH all-time single-season record with 13.5 sacks, which led CAA. Made 42 tackles, 25 solo, with team-leading 15 tackles for loss
- Recorded career-high 2.5 sacks and 6 tackles, forcing a fumble in NCAA D-I second-round win at No. 13 Bethune-Cookman
- Notched two sacks and forced a fumble on last play from scrimmage to preserve upset win at No. 9 Villanova
- Made two tackles, including a sack, in inaugural Colonial Clash triumph over UMass at Gillette Stadium




MATT EVANS
HANOVER, MASS.
THAYER ACADEMY

LB	6-0	219	JR
----	-----	-----	----

YEAR	GP	S-A-Tackles	SK/TFL	Int	PBU	FF/FR
2009	12	8-5-13	0.0/0.5	0	0	0/1
2010	13	79-77-156	4.0/10.5	2	1	3/2
Career	25	87-82-169	4.0/11.0	2	1	3/3

- Named to the College Sporting News Sweet-63 squad, an All-CAA Second Team honoree, named to The Sports Network/Fathead.com All-America Second Team, was an Associated Press All-America Second Team honoree and a Walter Camp FCS All-American in 2010
- Finished fourth in voting for Buck Buchanan Award and named CAA Football Defensive Player of the Week three times (Oct. 18, Oct. 25, Nov. 22)
- Ranked second in FCS D-I football with 156 tackles, the second-highest single-season total in UNH history. Was the Wildcats' leader in tackles in nine of 13 games, notched double-digit tackles 11 times and set a career high with 20 stops Nov. 6 versus William and Mary
- In addition to pacing team with 156 tackles, also led in unassisted stops (79), finished second with four sacks, 10.5 tackles for loss; added two interceptions, returning one for TD (vs. Towson, Nov. 20), secured two fumble recoveries and three forced fumbles



DONTRA PETERS
ANNAPOLIS, MD.
ST. MARY'S HIGH SCHOOL

RB	5-11	192	JR
----	------	-----	----

YEAR	GP	No.	Yds	TD	Long	Avg/G	Avg/C
2009	12	37	179	2	26	14.92	4.84
2010	12	142	707	7	60	58.92	4.98
Career	24	179	886	9	60	36.92	4.95

- Was an All-CAA Third Team honoree in 2010
- Played in 12 games, rushing for team-leading 707 yards on 142 attempts
- Scored seven rushing TDs to lead team. Averaged 5.0 yards per carry and 58.9 yards per game with a long rush of 60 yards and also made 11 receptions for 73 yards and 1 TD, averaging 6.1 yards rec. per game with a long of 27 yards
- Led team with 157 rushing yards on 12 carries in victory at No. 9 Villanova, scoring on a 51-yard rush; added 56 kick-return yards for game-high 213 all-purpose yards
- Carried 23 times for 98 yards and career-high--matching two touchdowns in victory over UMass in inaugural Colonial Clash at Gillette Stadium
- Rushed 19 times for career-high 197 yards and career-high 2 scores in season-opening win over Central Connecticut St.; scored on career-best 60-yard rush; 197 rushing yards were the most recorded by CAA player in 2010

New Hampshire Wildcats -- Head Coach Sean McDonnell

Playing Career

1975-78University of New Hampshire

Coaching Career

1979.....Assistant Coach, Manchester (N.H.) Memorial High School
 1980-82Assistant Coach, Manchester (N.H.) West High School
 1983-84Defensive Coordinator, Hamilton College
 1985-87Wide Receivers/Tight Ends, Boston University
 1988.....Graduate Assistant, Boston College
 1989-90Assistant Coach, Columbia University
 1991-93Quarterbacks/Receivers, University of New Hampshire
 1994-98Offensive Coordinator, University of New Hampshire
 1999-Head Coach, University of New Hampshire

Personal

Birthdate

October 15, 1955

Hometown

Saratoga Springs, N.Y.

Alma Mater

New Hampshire '78

Wife

Jenny

Children

Timmy, Tommy



McDonnell's Year-By-Year Record

Year	School	Record	Conf./Finish	Postseason
1999	New Hampshire	5-6	3-5/T6th	
2000	New Hampshire	6-5	4-4/T4th	
2001	New Hampshire	4-7	2-7/10th	
2002	New Hampshire	3-8	2-7/10th	
2003	New Hampshire	5-7	3-6/T8th	
2004	New Hampshire	10-3	6-2/1st (North)	NCAA Qtrs
2005	New Hampshire	11-2	7-1/1st (North)	NCAA Qtrs
2006	New Hampshire	9-4	5-3/T2nd (North)	NCAA Qtrs
2007	New Hampshire	7-5	4-4/T2nd (North)	NCAA
2008	New Hampshire	10-3	6-2/1st (North)	NCAA Qtrs
2009	New Hampshire	10-3	6-2/1st (North)	NCAA Qtrs
2010	New Hampshire	8-5	5-3/T3rd	NCAA Qtrs
New Hampshire Totals		88-58 (.603)		
Career Record		88-58 (.603)		

All-Time New Hampshire Coaching Records

Coach	Years	Record	Pct.	Conf.	Pct.
No Coach	1893-01	16-32-2	.340		
John Scannell	1902-03	4-9-2	.333		
G.B. Ward	1904	2-5	.286		
Edward Herr	1905-07	5-14-5	.313		
Charles Gill	1908	1-7	.125		
Willard Gildersleeve	1909	3-4	.429		
Ray Thomas	1910-11	3-8-2	.308		
Tod Eberle	1912-13	5-8-1	.393		
T.D. Sheppard	1914	1-6-2	.167		
William Cowell	1915-17, 19-36	87-68-23	.553		
George Sauer	1937-41	22-18-1	.549		
Charlie Justice	1942	6-0	1.000		
Bill Glassford	1946-48	19-5-1	.780	7-1	.875
Chief Boston	1949-64	60-57-10	.512	25-34-8	.433
Andy Mooradian	1965	0-8	.000	0-5	.000
Joe Yukica	1966-67	7-9	.438	3-7	.300
Jim Root	1968-71	18-14-1	.561	11-9	.550
Bill Bowes	1972-98	175-106-5	.621	97-74-2	.567
Sean McDonnell	1999-	88-58	.603	53-46	.535

New Hampshire Wildcats -- By The Numbers...

2011 Team Information

Total No. of Starters Returning: 11

Offense: 5

-OL - Ricky Archer
-OL - Mickey DiLima
-WR - Joey Orlando
-OL - George Pecoraro
-OL - Chris Zarkoskie

Defense: 5

-LB - Alan Buzbee
-LB - Matt Evans
-DB - Kyle Flemings
-DL - James Jenkins
-DL - Brian McNally

Special Teams: 1

-PK - Mike MacArthur

Total No. of Starters Lost: 13

Offense: 6

-TE - Kyle Auffray
-WR - Terrance Fox
-RB - Sean Jellison
-WR - Kevon Mason
-OL - Seth Price
-QB - R.J. Toman

Defense: 6

-DB - John Greer
-DL - Lance Mailloux
-DB - Ryan McGuinness
-DB - Hugo Souza
-DB - Dino Vasso
-DL - Steve Young

Special Teams: 1

-P - Kyle Auffray

NOTE: Special Teams include kickers and punters only.

2011 Newcomers

Name	Pos.	Ht./Wt.	Hometown/HS (Last School)
Jared Allison	WR/DB	5-8/165	Cliffwood, N.J./Matawan Regional
Akil Anderson	FS/WR	6-1/190	Morristown, N.J./Morristown
Rashid Armand	DL/OL	6-0/300	Brooklyn, N.Y./Sheepshead Bay
Kalil Bailey	DB/WR	5-10/160	Lancaster, Pa./Manheim Township
Nick Cefalo	DB/WR	6-2/185	Basking Ridge, N.J./Ridge
Mike DeTroia	WR/FS	6-3/193	Barneget, N.J./Barneget
Seth Geyer	LB/RB	6-1/220	Valencia, Pa./Mars Area
Sean Goldrich	QB/FS	6-3/195	West Haven, Conn./Notre Dame
Austin Heter	OL/DL	6-4/250	McKees Rocks, Pa./Montour
Zach Hundertmark	OL/DL	6-2/280	West Windsor, N.J./Hun School
Mike Kelly	DB/WR	5-9/175	Merrimack, N.H./Bishop Guertin
Shane McNeely	TE/DE	6-2/250	Whitehall, Pa./Allentown Cent. Catholic
Douglas Moss	DB/WR	5-10/165	Columbia, Ala./Columbia
Dan Riley	DE/TE	6-4/230	Danielsville, Pa./Northampton Area
Jullian Turner	DL/OL	6-0/300	East Pittsburgh, Pa./Woodland Hills
Ryan Welch	DL/OL	6-3/300	Dunstable, Mass./Lawrence Academy

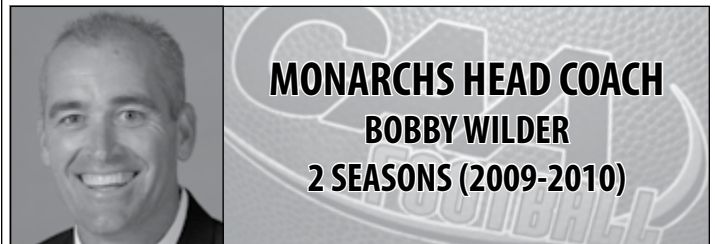
Wildcats Roster

No.	Name	Pos.	Cl.	Ht./Wt.	Hometown/HS
1	Dontra Peters	RB	Jr.	5-11/198	Annapolis, Md./St. Mary's
4	Manny Asam	DB	So.	6-0/185	Bloomfield, N.J./Worcester Academy
6	Chris Chandler	WR	Sr.	6-2/219	Wakefield, Mass./Bridgton Academy
7	Anthony Gorrell	DB	Sr.	5-10/162	Clayton, N.J./Notre Dame
10	Alex Park	QB	R-Fr.	6-1/195	Upper St. Clair, Pa./Upper St. Clair
11	Mickey Mangieri	WR	Sr.	5-10/177	Pound Ridge, N.Y./Fox Lane
13	Mike MacArthur	K	So.	5-10/178	North Hampton, N.H./Winnacunnet
14	Kevin Decker	QB	Sr. (C)	6-2/200	Armonk, N.Y./The Brunswick School
16	Nick Barnes	DB	So.	5-9/179	Plymouth, N.H./Plymouth Regional
17	James Brady	QB	Jr.	6-0/200	Deer Park, N.Y./St. Anthony's
18	A.J. DeLago	K	Jr.	5-10/204	Menands, N.Y./Albany Academy
19	Andy Vailas	QB	R-Fr.	6-2/180	Bedford, N.H./Phillips Academy
20	Kyle Flemings	DB	Sr.	5-10/176	Forty Fort, Pa./Bishop Hoban
21	Steven Thames	DB	R-Fr.	6-0/176	Fort Washington, Md./Riverdale Baptist
22	Nico Steriti	RB	R-Fr.	5-11/213	Toms River, N.J./Toms River East
23	Derek Coppola	RB	So.	5-7/181	North Reading, Mass./The Gummy School
27	Tyler Sargent	DB	Jr.	5-10/197	Fairview, Pa./Fairview
28	Chad Wilkes	DB	R-Fr.	6-0/194	Cheraw, S.C./Cheraw
29	Matt Garini	RB	R-Fr.	5-10/200	Franklin, Mass./Franklin
30	Chris Setian	RB	So.	5-9/224	East Longmeadow, Mass./Suffield Academy
31	Chris Beranger	DB	So.	5-11/191	Winthrop, Mass./Winthrop
32	Jimmy Owens	RB	R-Fr.	5-8/208	West Deptford, N.J./West Deptford
34	Steve Collier	LB	So.	5-10/234	Rochester, N.Y./Greece Olympia
35	Damien Francis	LB	R-Fr.	6-0/204	Bridgport, Conn./Bridgport Central
37	Chris Houston	DB	So.	5-9/172	Harrisburg, Pa./Bishop McDevitt
38	Tim Farina	WR	So.	5-9/162	Campton, N.H./Plymouth Regional
39	John Duffey	LB	Sr.	6-2/241	Tarentum, Pa./Highlands
40	Tim Pike	DB	R-Fr.	5-10/188	Bedford, Mass./Bedford
41	Peter Neal	WR	Jr.	5-9/181	Lynnfield, Mass./St. John's Prep
43	Shawn Sweeney	DB	Jr.	6-1/200	Plymouth, N.H./Plymouth Regional
45	Rod Walker	DB	Sr.	6-0/202	Portsmouth, N.H./Portsmouth
46	Jason Roach	DB	Sr.	5-9/198	Dorchester, Mass./Scituate
47	Anthony Guidice	K	R-Fr.	5-8/161	Nashua, N.H./Nashua North
48	Tre Williams	DB	R-Fr.	6-3/190	Syracuse, N.Y./Christian Brothers Academy
49	Malcolm Griggs	LB	R-Fr.	6-2/212	Piscataway, N.J./Piscataway
50	Andrew Drazin	DL	Jr.	6-1/232	Hollis, N.H./Hollis/Brookline
51	Mark Petercuskie	LB	Sr.	5-11/232	Holliston, Mass./Holliston
52	Matt Evans	LB	Jr.	6-0/233	Hanover, Mass./Thayer Academy
53	Chris Zarkoskie	OL	Jr.	6-1/297	West Caldwell, N.J./Seton Hall Prep
54	Alan Buzbee	LB	Jr.	6-3/226	Chester, N.J./Seton Hall Prep
55	Jay Colbert	DE	So.	6-1/265	Langhorne, Pa./Neshaminy
56	James Jenkins	DE	Sr.	6-1/242	Pateron, N.J./Paramus Catholic
57	Michael Bradley	LB	Fr.	6-2/196	Concord, N.H./Concord
58	Jeff Emmons	DL	Jr.	6-2/255	Acton, Mass./Worcester Academy
59	Sean McCann	DL	So.	6-2/266	Avon Lake, Ohio/Avon Lake
60	Matt Kaplan	DL	R-Fr.	6-1/295	Franklin, NH/Franklin
61	Sean Ryan	OL	So.	6-2/300	Londonderry, N.H./Londonderry
63	Ricky Archer	OL	So.	6-2/288	The Plains, Va./Osceola
64	Tyler Brniger	OL	So.	6-2/288	Munsonville, N.H./Keene
65	Tim Johnson	DL	R-Fr.	6-2/275	Oakdale, Pa./West Allegheny
66	Seamus O'Neill	OL	So.	6-3/275	Manchester, N.H./Manchester Central
68	George Pecoraro	OL	Sr.	6-3/281	Cresskill, N.J./Cresskill
69	James Scafate	OL	So.	6-4/300	Damascus, Md./Damascus
70	Mike Coccia	OL	R-Fr.	6-3/275	Bethlehem, Pa./Freedom
71	Isiah Martin	OL	Jr.	6-2/304	Pennsauken, N.J./Pennsauken
72	Mickey DiLima	OL	Jr.	6-4/307	Kensington, Md./Our Lady Of Good Counsel
74	Walter McCarthy	OL	Jr.	6-5/270	Warwick, R.I./Milton Academy
75	Nick Schmalhofer	OL	So.	6-3/250	Lancaster, Pa./Lancaster Catholic
76	Alex Blane	OL	R-Fr.	6-4/286	North Andover, Mass./North Andover
77	Zach Hundertmark	OL	Fr.	6-4/281	West Windsor, N.J./Hun School
78	Robert Bowman	OL	R-Fr.	6-5/292	Cheshire, Conn./Notre Dame
81	Justin Mello	WR	So.	6-0/214	Dartmouth, Mass./Dartmouth
82	Jimmy Giansante	WR	R-Fr.	6-2/196	Jefferson Hills, Pa./Thomas Jefferson
83	R.J. Harris	WR	R-Fr.	6-0/188	Odenton, Md./Arundel
84	Joey Orlando	WR	Jr.	5-11/199	Bethlehem, Pa./Liberty
85	Brian Ciccone	DE	R-Fr.	6-3/239	Manchester, Mass./Manchester Essex
86	Chris Jeannot	TE	Sr.	6-6/263	Moon Township, Pa./Moon Area
87	Sean Cullen	TE	Sr.	6-4/231	Naples, Fla./Barron Collier
88	Mike Mitchell	TE	R-Fr.	6-3/236	Wilkes Barre, Pa./Coughlin
89	Harold Spears	TE	R-Fr.	6-4/232	Perkasie, Pa./Pennington School
90	Jared Smith	DL	Jr.	6-3/325	Greencastle, Pa./Greencastle-Antrim
91	Jimmy Vailas	DL	So.	6-3/260	Bedford, N.H./Kimball Union Academy
93	Matt Murray	TE	So.	6-2/253	Stow, Mass./Nashoba Regional
94	Randi Vines	DL	Jr.	6-3/256	Oxnard, Calif./Santa Clara
95	Brad Prasky	P/K	R-Fr.	5-11/189	Groton, Mass./Groton-Dunstable
96	Cody Muller	DL	So.	6-2/215	Telford, Pa./Souderton
97	Robbie Zauck	DE	R-Fr.	6-2/235	Ocean View, N.J./Ocean City
98	Brian McNally	DE	Sr. (C)	6-3/266	Cornwall, N.Y./Cornwall
99	Nick Pellino	K	So.	6-1/218	Danvers, Mass./Danvers
	Jared Allison	WR/DB	Fr.	5-8/165	Cliffwood, N.J./Matawan Regional
	Akil Anderson	FS/WR	Fr.	6-1/190	Morristown, N.J./Morristown
	Rashid Armand	DL/OL	Fr.	6-0/300	Brooklyn, N.Y./Sheepshead Bay
	Kalil Bailey	DB/WR	Fr.	5-10/160	Lancaster, Pa./Manheim Township
	Nick Cefalo	DB/WR	Fr.	6-2/185	Basking Ridge, N.J./Ridge
	Mike DeTroia	WR/FS	Fr.	6-3/193	Barneget, N.J./Barneget
	Seth Geyer	LB/RB	Fr.	6-1/220	Valencia, Pa./Mars Area
	Sean Goldrich	QB/FS	Fr.	6-3/195	West Haven, Conn./Notre Dame
	Austin Heter	OL/DL	Fr.	6-4/250	McKees Rocks, Pa./Montour
	Mike Kelly	DB/WR	Fr.	5-9/175	Merrimack, N.H./Bishop Guertin
	Shane McNeely	TE/DE	Fr.	6-2/250	Whitehall, Pa./Allentown Central Catholic
	Douglas Moss	DB/WR	Fr.	5-10/165	Columbia, Ala./Columbia
	Dan Riley	DE/TE	Fr.	6-4/230	Danielsville, Pa./Northampton Area
	Jullian Turner	DL/OL	Fr.	6-0/300	East Pittsburgh, Pa./Woodland Hills
	Ryan Welch	DL/OL	Fr.	6-3/300	Dunstable, Mass./Lawrence Academy

Old Dominion Monarchs

Quick Facts

Location	Norfolk, Va.
Enrollment	24,466
Nickname	Monarchs
Colors	Slate Blue, Sky Blue & Silver
Website	www.odusports.com
Stadium	Foreman Field at S.B. Ballard Stadium
Stadium Capacity	19,782
Stadium Surface	Artificial Grass
President	John R. Broderick
Athletics Director	Dr. Camden Wood Selig
Head Coach	Bobby Wilder
Head Coach Alma Mater, Year	Maine, 1987
Football Contact	Kimberly Zivkovich, Associate Director/Sports Information
Football Contact Office Phone	757-683-5520
Offensive Starters Returning/Lost	11/1
Defensive Starters Returning/Lost	11/1



MONARCHS HEAD COACH
BOBBY WILDER
2 SEASONS (2009-2010)

Collegiate Overall Record (Years)	17-5 (2 years)
Record at CAA Football Schools (Years)	First Year
Record in CAA Football Games (Years)	First Year

Old Dominion Coaching Staff

Dealton Cotton	Defensive Line
Bill Dee	Offensive Line
Jarod Dodson	Safeties
Corey Hetherman	Rovers
Keita Malloy	Wide Receivers/Tight Ends
Andy Rondeau	Defensive Coordinator/Linebackers
Brian Scott	Offensive Coordinator/Offensive Line
Ron Whitcomb	Quarterbacks
Michael Zyskowski	Running Backs/Special Teams
Ryan Martin	Associate Strength and Conditioning Coach
Joe Makovec	Assistant Strength and Conditioning Coach

2010 Results (8-3)

Home Stadium: S.B. Ballard Stadium (19,782)



Home: 4-3 Away: 4-0 vs. Top 25 (TSN/F): 0-2 vs. Top 25 (Coach): 0-2
 Total Home Attendance: 138,474 Average Home Attendance: 19,782

Sept. 4 {rv/-}	Jacksonville	L 25-35	19,782
Sept. 11	at Campbell	W 44-13	5,462
Sept. 18 {rv/rv}	William and Mary [CSN-MA/CSN-P] {12/13}	L 17-21	19,782
Sept. 25 {rv/rv}	at Monmouth	W 35-21	1,580
Oct. 2 {rv/-}	Gardner-Webb	W 14-7	19,782
Oct. 9 {rv/-}	Cal Poly {14/16}	L 37-50	19,782
Oct. 23	Georgia State [TCN/COX11]	W 34-20	19,782
Oct. 30 {rv/-}	at Hampton	W 28-14	8,605
Nov. 6 {rv/-}	Savannah State	W 57-9	19,782
Nov. 13 {rv/-}	VMI [TCN/COX11]	W 45-28	19,782
Nov. 20 {rv/rv}	at North Carolina Central	W 33-21	4,107


CAA Team's Coaches & Sports Network Rankings listed prior to Opponent/Opponent's Coaches & Sports Network Rankings listed after Opponent at time game was played

2011 Schedule

Date	Opponent	Location	Series Record
Sept. 3	CAMPBELL	Norfolk, Va.	2-0
Sept. 10	at Georgia State	Atlanta, Ga.	1-0
Sept. 17	HAMPTON	Norfolk, Va.	1-0
Sept. 24	*at Delaware	Newark, Del.	First Meeting
Oct. 1	*MASSACHUSETTS	Norfolk, Va.	First Meeting
Oct. 8	*at Rhode Island	Kingston, R.I.	First Meeting
Oct. 15	*TOWSON	Norfolk, Va.	First Meeting
Oct. 22	*at Villanova	Villanova, Pa.	First Meeting
Oct. 29	*JAMES MADISON	Norfolk, Va.	First Meeting
Nov. 5	*RICHMOND	Norfolk, Va.	First Meeting
Nov. 12	*at William and Mary	Williamsburg, Va.	0-1
Nov. 19	OPEN		



Old Dominion Monarchs -- Top Returners




RONNIE CAMERON
WESTBURY, N.Y.
HOFSTRA UNIVERSITY

DL	6-2	295	SR
----	-----	-----	----

YEAR	GP	S-A-Tackles	SK/TFL	Int	PBU	FF/FR
2008 (Hofstra)	11	4-9-13	0.0/1.5	0	0	0/0
2009 (Hofstra)	10	13-13-26	0.5/3.5	0	0	0/0
2010	11	28-44-72	5.5/19.0	0	0	2/1
Career	32	45-66-111	6.0/24.0	0	0	2/1

- Tied for eighth among FCS defenders in tackles for loss with 19 for a loss of 70 yards, averaging 1.73 TFLs a game
- Named "Transfer to Watch" by The Sports Network.
- Second on the ODU defense with 72 tackles (28 solo, 44 assisted).
- Second on the Monarchs with 5.5 sacks for 39 yards
- Career-high 14 tackles in season finale at N.C. Central




THOMAS DEMARCO
PALM DESERT, CALIF.
PALM DESERT HIGH SCHOOL

QB	5-11	205	SR
----	------	-----	----

YEAR	GP	----- Passing -----				--- Rushing ---		
		Comp.-Att.-Int.	Yds.	TD	Lg.	Att.	Yds.	TD
2009	11	137-255-4	1921	21	55	163	892	17
2010	11	233-401-12	2756	23	62	128	423	8
Career	22	370-656-16	4677	44	62	291	1315	25

- Started all 11 games in 2010 and 22 consecutive games dating to the 2009 season at quarterback
- Name one of the Top Ten FCS Quarterbacks by The Sports Network
- Named to the Walter Payton Watch List in 2010
- Ranked seventh nationally in total offense averaging 289.00 yards per game
- Passed for a career-high at Monmouth (407 yards) and for over 300 yards against Jacksonville, and #14/16 Cal-Poly
- TSN Independent Preseason Offensive Player of the Year Honorable Mention All-American by Consensus Draft Services and Phil Steele Preseason All-Independent Team as a redshirt junior




MARIO CRAWFORD
DETROIT, MICH.
ROMULUS HIGH SCHOOL

RB	5-8	170	JR
----	-----	-----	----

YEAR	GP	No.	Yds	TD	Long	Avg/G	Avg/C
2009	10	99	600	6	52	6.1	60.0
2010	11	132	505	6	25	3.8	45.9
Career	21	231	1105	12	52	4.8	52.6

- Led the Monarchs in rushing with 505 yards and averaging 45.9 yards per game
- Posted six touchdowns including a pair against VMI
- Ran for a season-high 91 yards against future CAA rival Georgia State
- Also made 24 receptions for 216 yards, including a 47-yard reception at Campbell
- Phil Steele Preseason All-Independent Team and FCS College Football Performance Award Watch List honoree in 2010



CRAIG WILKINS
WASHINGTON, D.C.
H.D. WOODSON HIGH SCHOOL

LB	6-2	225	JR
----	-----	-----	----

YEAR	GP	S-A-Tackles	SK/TFL	Int	PBU	FF/FR
2009	11	46-19-65	1.0/1.5	3	10	1/1
2010	11	35-39-74	2.5/10.5	1	3	2/5
Career	22	81-58-139	3.5/12.0	4	13	3/6

- Started all 11 games at linebacker moving from safety in 2010
- Led ODU in tackles with 74 (35 solo, 39 assisted) making five or more stops in 10 of the Monarchs' 11 games
- Posted a career-high 11 tackles against #14/16 Cal Poly and had 10 stops, including nine solo tackles, in the season-finale at N.C. Central
- Led the Monarchs with five fumble recoveries including a pair in the Homecoming Game with Georgia State
- Third on the squad in tackles for loss making 10.5 stops for a loss of 39 yards
- Had a 25-yard interception for a score against Savannah State

Old Dominion Monarchs -- Head Coach Bobby Wilder

Playing Career

1982-87 University of Maine

Coaching Career

1988-89 Graduate Assistant, Boston College
 1990-99 Quarterbacks, University of Maine
 2000 Assistant Head Coach/Offensive Coordinator, University of Maine
 2001-06 Associate Head Coach/Offensive Coordinator, University of Maine
 2007- Head Coach, Old Dominion University

Personal

Birthdate

August 1, 1964

Hometown

Madison, Maine

Alma Mater

Maine '87

Wife

Pam

Children

Derek, Drew



Wilder's Year-By-Year Record

Year	School	Record	Conf./Finish	Postseason
2009	Old Dominion	9-2		
2010	Old Dominion	8-3		
Old Dominion Totals		17-5 (.773)		
Career Record		17-5 (.773)		

All-Time Old Dominion Coaching Records

Coach	Years	Record	Pct.	Conf.	Pct.
Bobby Wilder	2009-	17-5	.773		

Old Dominion Monarchs -- By The Numbers...

2011 Team Information

Total No. of Starters Returning: 24

Offense: 11

..... TE - Kai Blanco
 OL - Brandon Carr
 HB - Mario Crawford
 QB - Thomas DeMarco
 OL - Robbie Duncan
 WR - Reid Evans
 WR - Prentice Gill
 OL - Jack Lowney
 OL - Bryan Morrison
 WR - Marquel Thomas

Defense: 11

..... DE - Chris Burnette
 DT - Ronnie Cameron
 CB - T.J. Cowart
 S - Paul Morant
 S - Carvin Powell
 DE - Andrew Turner
 LB - Craig Wilkins
 LB - J.J. Williams
 LB - Michael Williams

Special Teams: 2

..... PK - Jarod Brown
 P - Jonathan Plisco

Total No. of Starters Lost: 2

Offense: 1

..... OL - Tobin Cameron

Defense: 1

..... DL - Deron Mayo

Special Teams: 0

NOTE: Special Teams include kickers and punters only.

2011 Newcomers

Name	Pos.	Ht./Wt.	Hometown/HS (Last School)
Jakwail Bailey	WR	5-11/180	Haddonfield, N.J./Paul VI
A.J. Bordley	CB	5-11/170	Va. Beach, Va./First Colonial
*David Born (R-Fr.)	OL	6-8/355	Bakersfield, Calif./West (Bakersfield College)
Brad Bradley	LB	6-0/190	Varina/Richmond, Va.
Taylor Heinicke	QB	6-1/195	Collins Hill/Atlanta, Ga.
Tyree Lee	RB	5-9/180	Hampton, Va./Phoebus
Rick Lovato	LS	6-2/225	Middletown South/Middletown, N.J.
Rob Mahan	LB	6-2/190	Merchantville, N.J./Winslow Township
Josh Mann	OL	6-4/280	Va. Beach, Va./Ocean Lakes
Aaron Matthews	CB	5-11/170	Hampton, Va./Kecoughtan
Connor Mewbourne	OL	6-4/265	Va. Beach, Va./First Colonial
*D.J. Morrell (So.)	QB	6-6/285	Norwalk, Conn./Norwalk (Dean JC)
*Nate Ong (So.)	OL	6-2/210	Escondido, Calif./San Pasqual (Palomar)
Reggie Owens	DB	6-0/185	Va. Beach, Va./Ocean Lakes
Kerry Spellman	WR	5-10/160	Chesapeake, Va./Indian River
Dontez Tyler	DE	6-4/220	Ahoskie, N.C./Hertford County

* Transfer Student-Athlete enrolled at Old Dominion Spring 2011

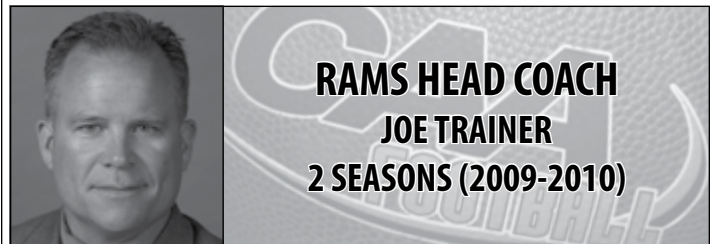
Monarchs Roster

No.	Name	Pos.	Cl.	Ht./Wt.	Hometown/HS (Last School)
1	Prentice Gill	WR	Sr.	5-11/185	Los Angeles, Calif./Cathedral/Los Angeles Harbor College
2	Tommy Reamon	TE	Jr.-r	6-2/225	Newport News, Va./Gloucester
3	Marquel Thomas	WR	So.-r	6-3/180	Va. Beach, Va./Bayside/North Carolina Tech
4	Reid Evans	WR	Jr.-r	5-10/175	Washington, D.C./H.D. Woodson
6	Alex Arain	S	Jr.-r	6-4/200	Virginia Beach, Va./Kempsville
7	Nick Mayers	WR	Jr.-r	5-7/170	Virginia Beach, Va./Landstown
10	Devon Simmons	S	Jr.-r	6-2/190	Newport News, Va./Denbigh
11	Nate Ong	QB	Jr.-r	6-2/210	Escondido, Calif./San Pasqual/Palomar
12	Craig Wilkins	LB	Jr.-r	6-2/225	Washington, D.C./H.D. Woodson
13	Rashad Manley	QB	So.	5-11/170	Hampton, Va./Bethel
15	Aaron Evans	CB	So.	5-8/170	Newport News, Va./Woodside
16	Fred Credle	CB	Jr.-r	5-11/170	Chesapeake, Va./Deep Creek
17	Thomas DeMarco	QB	Sr.-r	5-11/205	Palm Desert, Calif./Palm Desert/College of the Desert
18	Donald Smith	DB	Jr.-r	5-11/170	Chesapeake, Va./Indian River
20	Paul Morant	S	So.	6-0/190	Hampton, Va./Phoebus
21	J.C. Wiggins	CB	Jr.	5-10/180	Richmond, Va./Monacan
22	T.J. Cowart	CB	Jr.-r	5-9/180	Virginia Beach, Va./Ocean Lakes
25	Mario Crawford	RB	Jr.	5-8/170	Detroit, Mich./Romulus/Fork Union Military Academy
26	Eriq Lewis	CB	Fr.-r	6-0/175	Washington, D.C./Coolidge
27	Carvin Powell	S	Jr.	6-1/205	Chesapeake, Va./Great Bridge
28	Markell Wilkins	CB	Jr.	5-8/175	Hampton, Va./Phoebus
29	Patrick Young	LB	So.-r	6-0/185	Va. Beach, Va./Green Run
31	Jonathan Plisco	P	Jr.-r	6-0/220	Newport News, Va./Woodside
32	Angus Harper	RB	Fr.-r	6-0/200	Alexandria, Va./Edison
34	J.J. Williams	LB	Sr.-r	6-2/225	Derby, Kan./Derby/Garden City CC
35	Xavier Duckett	LB	Jr.	6-0/225	Roanoke, Va./Northside
36	Colby Goodwyn	TB	So.	5-10/190	Hampton, Va./Phoebus
38	Orion Hall	P	Fr.-r	5-9/205	Norfolk, Va./Maury
39	Jarod Brown	K	Jr.	5-11/210	Yorktown, Va./Grafton/
40	B.J. McLaughlin	DE	Jr.-r	5-11/220	Columbia, Va./Goochland
42	Keenen Terry II	DB	Jr.	6-0/170	Hampton, Va./Hampton Christian
44	Darryl Brown	LB	Fr.-r	6-0/210	Va. Beach, Va./First Colonial
46	John Darr	LB	So.-r	6-0/215	Forestville, Md./Suitland
47	Rodney Hunter	LB	So	6-2/190	Alpharetta, Ga./Etowah
48	Preston Smith	DE	Fr.-r	6-2/240	Chesapeake, Va./Deep Creek
51	Michael Colbert	LB	Jr.-r	6-1/215	Fayetteville, N.C./E.E. Smith
54	Dominique Guinn-Bailey	DT	Fr.-r	6-4/250	Portsmouth, Va./Churchland
55	Erik Saylor	DT	Jr.-r	6-2/285	Ijamsville, Md./Urbana
56	Michael R. Williams	LB	Jr.-r	6-2/225	Norfolk, Va./Norview
57	Robbie Duncan	OL	Jr.-r	6-4/280	Sterling, Va./Parkview
58	Jeremy Hensley	OL	Sr.	6-1/295	La Palma, Calif./Kennedy/Fullerton College
61	Wes Moulton	OL	Fr.-r	6-3/275	Va. Beach, Va./Ocean Lakes
64	Shawn Butts	DE	Fr.-r	6-4/190	Va. Beach, Va./Kellam
65	Perry Owens	OL	So.-r	6-3/275	Edenton, N.C./John A. Holmes
66	Eliett McGeorge	OL	Fr.-r	6-7/275	Midlothian, Va./Cosby
70	Brandon Carr	OL	Jr.	6-2/290	Chesapeake, Va./Western Branch/Fork Union
72	Patrick McNichols	OL	So.-r	6-4/270	Roanoke, Va./Lord Botetourt
73	Jack Lowney	OL	So.-r	6-4/260	Narberth, Pa./Archbishop Carroll
75	Bryan Morrison	OL	Jr.-r	6-2/300	Ashburn, Va./Broad Run
76	Ryan Jensen	OL	Sr.-r	6-5/290	Petaluma, Calif./Petaluma/Santa Rosa JC
77	David Born	OL	So.-r	6-8/355	Bakersfield, Calif./West/Bakersfield
78	D.J. Morrell	OL	Jr.	6-6/285	Norwalk, Conn./Norwalk/Dean JC
79	Mike Justice	OL	So.	6-7/280	Springfield, Va./West Springfield
80	Antonio Vaughan	WR	Fr.-r	5-8/165	Ahoskie, N.C./Hertford County High
83	Kai Blanco	TE	Jr.-r	6-3/240	Alexandria, Va./Mount Vernon
84	Dorian Jackson	WR	Jr.-r	5-10/180	Colonial Heights, Va./Matoaca
85	Chris Lovitt	WR	Jr.-r	5-9/190	Stafford, Va./Colonial Forge
87	Larry Pinkard	WR	Fr.-r	5-11/170	Washington, D.C./Ballou
90	Chris Burnette	DT	Jr.-r	6-4/295	Randallstown, Md./Gilman School
91	Andrew Turner	DE	Jr.-r	6-3/250	Virginia Beach, Va./Kellam
92	Tyler Damato	TE	Jr.-r	6-1/230	Virginia Beach, Va./Landstown
93	Chad King	DE	Sr.-r	6-3/250	Springfield, Va./Mount Vernon/Ohio Dominican
94	Jagger Blehm	DT	Fr.-r	6-3/250	Va. Beach, Va./Green Run
95	Nate Barnes	DT	So.-r	6-5/260	Newport News, Va./Heritage
96	Ronnie Cameron	DT	Sr.-r	6-2/295	Westbury, N.Y./Holy Trinity/Hofstra
97	Edmon McClam	DT	Sr.	6-6/280	Coward, S.C./Lake City/Louisburg College
98	Alex Johnson	DE	So.-r	6-3/220	New Canton, Va./Buckingham County/Fork Union

Rhode Island Rams

Quick Facts

Location Kingston, R.I.
 Enrollment 15,591
 Nickname Rams
 Colors Light Blue, Dark Blue & White
 Website www.gorhody.com
 Stadium Meade Stadium
 Stadium Capacity 6,555
 Stadium Surface Natural Grass
 President Dr. David Dooley
 Athletics Director Thorr Bjorn
 Head Coach Joe Trainer
 Head Coach Alma Mater, Year Dickinson, 1990
 Football Contact Tom Symonds, Sports Communications Coordinator
 Football Contact Office Phone 401-874-2409
 Offensive Starters Returning/Lost 10/1
 Defensive Starters Returning/Lost 6/5



RAMS HEAD COACH
JOE TRAINER
2 SEASONS (2009-2010)

Collegiate Overall Record (Years) 19-36 (5 years)
Record at CAA Football Schools (Years) 6-16 (2 years)
Record in CAA Football Games (Years) 4-12 (2 years)

Rhode Island Coaching Staff

Ryan Crawford Defensive Coordinator
 Roy Istvan Offensive Coordinator/Offensive Line
 Eddie Allen Specials Teams Coordinator/Running Backs
 Liam Coen Quarterbacks
 Ari Confesor Wide Receivers
 Raphael Dowdye Linebackers/Recruiting Coordinator
 Bob Griffin Tight Ends
 Brian Vaganek Defensive Line
 Doug Borsari Assistant Offensive Line
 Greg Jones Cornerbacks
 Mike Sirignano Strength and Conditioning

2010 Results (5-6, 4-4 CAA)

Home Stadium: Meade Stadium (6,555)


Home: 4-1 Away: 1-5 vs. Top 25 (TSN/F): 3-3 vs. Top 25 (Coach): 3-3
 Total Home Attendance: 23,068 Average Home Attendance: 4,614

Sept. 2	at Buffalo [TWCS]	L 0-31	16,273
Sept. 11	at Fordham	L 25-27	2,952
Sept. 18	*New Hampshire [CSN-NE/CSN-P/CSN-MA+] {8/8}	W 28-25	4,521
Oct. 2	Brown {rv/rv}	W 27-24 (10T)	7,622
Oct. 9 {rv/rv}	*at William and Mary {4/5}	L 7-26	8,196
Oct. 16	*at Delaware {2/2}	L 17-24	22,576
Oct. 23	*Maine	L 23-28	4,625
Oct. 30	*at Towson	W 30-20	6,589
Nov. 6	*Villanova {3/3}	W 17-14	3,144
Nov. 13 {rv/-}	*at Richmond {21/23}	L 6-15	8,136
Nov. 20	*Massachusetts {19/19}	W 37-34	3,156


CAA Team's Coaches & Sports Network Rankings listed prior to Opponent/Opponent's Coaches & Sports Network Rankings listed after Opponent at time game was played

2011 Schedule

Date	Opponent	Location	Series Record
Sept. 3	OPEN		
Sept. 10	at Syracuse	Syracuse, N.Y.	0-1
Sept. 17	*at Massachusetts	Amherst, Mass.	36-47-2
Sept. 24	FORDHAM	Kingston, R.I.	4-6
Oct. 1	at Brown	Providence, R.I.	26-67-2
Oct. 8	*OLD DOMINION	Kingston, R.I.	First Meeting
Oct. 15	*at Maine	Orono, Maine	34-52-3
Oct. 22	*DELAWARE	Kingston, R.I.	7-19
Oct. 29	*at New Hampshire	Durham, N.H.	27-52-5
Nov. 5	*WILLIAM AND MARY	Kingston, R.I.	2-12
Nov. 12	*at James Madison	Harrisonburg, Va.	3-6
Nov. 19	*TOWSON	Kingston, R.I.	6-5



Rhode Island Rams -- Top Returners




ANTHONY BASKERVILLE
 NEWARK, N.J.
 DEAN COLLEGE

WR	5-11	185	SR
----	------	-----	----

YEAR	GP	No.	Yds	TD	Long	Avg/G	Avg/C
2008 (Dean)	Played Quarterback						
2009 (Dean)	Played Quarterback						
2010	11	48	500	3	30	45.45	10.42
Career	11	48	500	3	30	45.45	10.42

- Selected All-CAA Third Team
- Ranked in the league's top 10 in receptions per game at the end of the 2010 regular season.
- Lead the team in receptions (48) and receiving yards (500)
- Posted career-highs of nine catches and 109 receiving yards at home against Maine (10/23)
- Caught five passes-or-more passes in four games this season




WILLIE MCGINNIS
 NORWICH, N.Y.
 BAINBRIDGE-GUILFORD HIGH SCHOOL

DL	6-3	300	SR
----	-----	-----	----

YEAR	GP	S-A-Tackles	SK/TFL	Int	PBU	FF/FR
2008	12	13-19-32	0.5/3.5	0	1	0/1
2009	11	20-21-41	1.0/6.5	0	0	1/1
2010	11	17-24-41	3.0/10.5	0	0	2/1
Career	34	50-64-114	4.5/20.5	0	1	3/3


- Has started in the Rams' last 34 games at defensive tackle
- Named to the All-CAA Academic Team
- Registered a sack in each of his last three games to close out the 2010 season
- Ranked in the league's top 10 in tackles for loss at the end of the 2010 regular season
- Posted a career-high seven tackles at Richmond (11/13)
- Selected Special Teams Player of the Week (11/8)
- Blocked a punt and picked it up for a touchdown to seal the Rams' 17-14 win over defending national champion Villanova



KYLE BOGUMIL
 MOUNTAIN TOP, PA.
 CRESTWOOD HIGH SCHOOL

OL	6-6	280	SR
----	-----	-----	----

- Named All-CAA Third Team
- Has started in 22-consecutive games
- Helped the Rams to a 4-1 record at home
- Paved the way for a pair 200-yard rushing games



STEVE PROBST
 NORTH MASSAPEQUA, N.Y.
 HOFSTRA UNIVERSITY

QB	6-4	215	SR
----	-----	-----	----

YEAR	GP	----- Passing -----				--- Rushing ---				
		Comp.	Att.	Int.	Yds.	TD	Lg.	Att.	Yds.	TD
2008 (Hofstra)	6	102	170	10	951	7	27	74	291	1
2009 (Hofstra)	7	31	64	2	466	5	89	69	300	2
2010	11	194	337	12	1876	9	37	157	600	7
Career	24	327	571	24	3293	21	89	300	1191	10

- Enters his senior year as the league's top returning passer (170.5 ypg)
- Ranked third in the CAA in total offense, averaging 225.1 yards per game
- The only CAA quarterback to pass for over 1,800 and rush for over 600 yards
- Led the Rams to a 4-1 record at home in 2010
- Two-time CAA Offensive Player of the Week on Oct. 4 and on Nov. 8
- Became the first player in 23 games to rush for over 100 yards against Villanova
- Received the New England Gold Helmet Award on Oct. 6

Rhode Island Rams -- Head Coach Joe Trainer

Playing Career

1986-89 Dickinson College

Coaching Career

1990-91 Graduate Assistant/Linebackers, Temple University
 1992 Linebackers/Special Teams, Frostburg State University
 1993-94 Linebackers/Special Teams, Colgate University
 1995-96 Defensive Coordinator/Linebackers, University of New Haven
 1997-99 Linebackers, Villanova University
 2000-04 Defensive Coordinator, Villanova University
 2005-07 Head Coach, Millersville University
 2008 Associate Head Coach/Defensive Coordinator, University of Rhode Island
 2009 Assistant Head Coach, Bowling Green State University
 2009- Head Coach, University of Rhode Island

Personal

Birthdate

March 6, 1968

Hometown

Roslyn, Pa.

Alma Mater

Dickinson '90

Wife

Moreen

Children

Liam, Dillon, Keira



All-Time Rhode Island Coaching Records

Coach	Years	Record	Pct.	Conf.	Pct.
No Coach	1895-97	2-7	.222		
Marshall Tyler	1898-08	23-22-8	.509		
George Cobb	1909-11, 13-14	17-16-5	.513		
Robert Bingham	1912	6-3	.667		
Jim Baldwin	1915-16	6-9-1	.406		
Fred Murray	1917, 19	2-11-3	.154		
Frank Keaney	1920-40	70-87-12	.449		
Bill Beck	1941, 46-49	12-22-2	.353	1-11	.083
Paul Cieurzo	1942, 45	5-4	.556		
Hal Kopp	1950, 52-55	28-11-2	.718	15-5-1	.738
Ed Doherty	1951	3-5	.375	1-3	.250
Herb Maack	1956-60	17-22-2	.436	8-12-2	.409
John Chironna	1961-62	4-11-3	.267	2-7-1	.250
Jack Zilly	1963-69	21-41-2	.339	10-23-2	.314
Jack Gregory	1970-75	22-33-2	.400	13-18-1	.422
Bob Griffin	1976-92	79-107-1	.425	37-67	.356
Floyd Keith	1993-99	23-53	.303	17-39	.304
Tim Stowers	2000-07	33-57	.367	20-47	.299
Darren Rizzi	2008	3-9	.250	1-7	.125
Joe Trainer	2009-	6-16	.273	4-12	.250

Trainer's Year-By-Year Record

Year	School	Record	Conf./Finish	Postseason
2005	Millersville	5-6		
2006	Millersville	5-6		
2007	Millersville	3-8		
Millersville Totals		13-20 (.394)		
2009	Rhode Island	1-10	0-8/6th (North)	
2010	Rhode Island	5-6	4-4/T5th	
Rhode Island Totals		6-16 (.273)		
Career Totals		19-36 (.345)		

Rhode Island Rams -- By The Numbers...

2011 Team Information

Total No. of Starters Returning: 18

Offense: 10

..... WR - Anthony Baskerville
 OL - Andrew Bellizaire
 OL - Kyle Bogumil
 WR - Ty Bynum
 OL - Kyle Elliott
 OL - Jason Foster
 OL - Matt Greenhalgh
 RB - Travis Hurd
 TE - Joe Migliarese
 QB - Steve Probst

Defense: 6

..... DB - Devon Dace
 DB - Jordan Dalton
 DB - Stanley Dunbar
 DL - Willie McGinnis
 DL - Matt Rae
 DL - Matt Sheard

Special Teams: 2

..... P - Tim Edger
 K - Louis Feinstein

Total No. of Starters Lost: 7

Offense: 2

..... OL - Dave Valley
 FB - Anthony Ferrer

Defense: 5

..... DL - Victor Adesanya
 LB - Matt Hansen
 LB - Joe Harris
 LB - Dan O'Connell
 DB - Jarrod Williams

Special Teams: 0

NOTE: Special Teams include kickers and punters only.

2011 Newcomers

Name	Pos.	Ht./Wt.	Hometown/HS (Last School)
Paul-Michael Barrows	DE	6-2/245	Rumson, N.J./Cheshire Academy
Andrew Bose	LB	6-2/230	Huntingtown, Md./Huntingtown H.S.
Clay Crume	LB	6-1/210	League City, Texas/Clear Creek H.S.
Greg Doutre	LB	6-2/215	Johnston, R.I./Johnston H.S.
Daril Geisser	WR	6-2/190	Warwick, R.I./Moses Brown H.S.
John Greenhalgh	OL	6-4/300	Chepachet, R.I./Ponaganset H.S.
Doug Johnson	LB	6-0/225	Warwick, R.I./Dean College
Andrew Kestenbaum	OL	6-4/305	Dartmouth, Mass./Dartmouth H.S.
Assani Mudimbi	RB	5-11/170	Takoma Park, Md./Montgomery Blair H.S.
Selwyn Nicholas	DB	6-3/195	Brooklyn, N.Y./Abraham Lincoln H.S.
Jordan Sebastian	DB	6-0/215	West Haven, Conn./The Hopkins School
Damen Vargas	DL	6-2/285	Hanford, Calif./College of the Sequoias

Rams Roster

No.	Name	Pos.	CL	Ht./Wt.	Hometown/HS (Last School)
2	Robenson Alexis	CB	SR	6-1/180	Boca Raton, Fla./Rutgers Odenton, Md./Arundel
3	Brandon Johnson-Farrell	WR	JR	5-10/185	Adelphi, Md./Gonzaga College Prep
4	Evan Shields	CB	SR	5-11/190	Baltimore, Md./Baltimore City College
7	Ellis Foster	DB	JR	5-10/185	North Massapequa, N.Y./Hofstra
8	Steve Probst	QB	SR	6-4/227	Chester, Pa./Hofstra
11	Billy Morgan	WR	JR	5-9/165	Chantilly, Va./Westfield
13	Danny Fenyak	QB	RS FR	6-4/180	Irvine, Calif./University H.S.
14	Louis Feinstein	K	SR	5-10/185	Sparta, N.J./Sparta
15	Doug D'Angelo	QB	RS FR	6-1/180	Willingboro, N.J./Paul VI
16	Jordan Dalton	S	JR	6-1/200	Johnston, R.I./Dean College
17	Stanley Dunbar	CB	SR	5-10/185	Warwick, R.I./Warwick Veterans Memorial
18	Robert Bentsen	QB	SO	6-1/200	Lancaster, Pa./Milford Academy
21	Ty Bynum	WR	JR	6-2/205	St. Louis, Mo./Salisbury Prep
22	Devon Dace	CB	SR	5-10/180	Brooklyn, N.Y./Sheepshead Bay
27	Ayo Isijola	RB	JR	5-10/190	San Diego, Calif./Hoover
28	Deontray Johnson	RB	SO	5-9/170	Davie, Fla./North Broward Prep
29	Colton Woodall	S	JR	6-3/185	Hainesport, N.J./St. Joseph's Prep
30	Tim Edger	P	SR	6-2/185	Philadelphia, Pa./Valley Forge Military Academy
32	Darrell Dulany	DB	SR	6-1/180	Newark, N.J./Dean College
33	Anthony Baskerville	WR	SR	5-11/185	Branford, Conn./Cheshire Academy
34	Travis Hurd	RB	SO	5-8/180	Providence, R.I./Bishop Hendricken
36	Brandford Sowah	WR	JR	5-7/175	Providence, R.I./Canterbury Prep
38	Michael Okunfolami	RB	SR	5-10/195	Providence, R.I./La Salle
39	David Hansen	S	RS FR	5-10/200	Oakland, N.J./Indian Hills
40	Cameron Josse	S	RS FR	5-10/210	Atlantic City, N.J./Holy Spirit
41	Chris Mancuso	LB	SR	5-10/220	Nashua, N.H./Nashua South
42	Dave Zocco	S	SO	6-1/220	Montclair, N.J./Montclair
45	David Coleman	DB	RS FR	5-11/190	Kingston, Pa./Wyoming Valley West
46	Ali Muhammad	DL	SO	6-3/225	New Rochelle, N.Y./New Rochelle
47	Manee Williams	DL	JR	6-1/220	Philadelphia, Pa./Haverford
50	Shomari Watts	DL	SO	6-1/240	Chepachet, R.I./Ponaganset
51	Matt Greenhalgh	C	JR	6-2/295	Cresskill, N.J./Cresskill
53	Kyle Elliott	OG	SR	6-3/265	Wakefield, R.I./South Kingstown
54	Justin Favreau	LB	RS FR	5-11/210	Hopkinton, Mass./Hopkinton
55	John Bicknell IV	LS	SO	6-1/240	Norwich, N.Y./Bainbridge-Guilford
56	Willie McGinnis	DT	SR	6-3/300	East Greenwich, R.I./East Greenwich
57	Alex Craft	DL	RS FR	6-1/215	Jersey City, N.J./St. Peters Prep
58	Kenny Smith	LB	JR	5-10/235	Cornwall on Hudson, N.Y./Navy Prep
59	Michael Farr	OG	JR	6-3/300	Hope, R.I./Scituate
60	Jeff Kennedy	OL	RS FR	6-4/240	East Windsor, N.J./Hightstown
61	Brian Louth	OL	SO	6-1/255	Rutherford, N.J./St. Mary's
70	Kevin Mustac	OL	SO	6-5/260	North Arlington, N.J./North Arlington
71	Michael Gross	OL	JR	6-4/280	Mountain Top, Pa./Crestwood
72	Kyle Bogumil	OG	SR	6-6/305	East Pittsford, Vt./Bridgton Academy
74	Jason Foster	OT	SR	6-5/285	Monsey, N.Y./St. Joseph Regional
75	Andrew Bellizaire	OL	JR	6-4/285	North Scituate, R.I./Scituate
77	James Murray	OL	RS FR	6-2/225	Blue Bell, Pa./La Salle College
80	Joe Migliarese	TE	JR	6-4/240	Philadelphia, Pa./Germantown
81	Ramadan Abdullah	WR	SO	6-1/170	Westfield, Mass./Bridgton Academy
82	Alex Frazier	TE	JR	6-4/245	Wyckoff, N.J./Ramapo
84	Zack Moore	WR	JR	5-10/185	North Easton, Mass./Oliver Ames High
87	Kyle Steadman	WR	JR	6-2/180	Hanover, Md./Meade St.
88	Trevor Turner	WR	JR	6-1/180	Bloomfield, N.J./Worcester Academy
89	Derek Gibson	TE	RS FR	6-4/240	Hanford, Calif./College of the Sequoias
91	Damen Vargas	DL	FR	6-2/285	Staten Island, N.Y./Tottenville
92	Josh Moody	DE	SO	6-4/235	Mt. Laurel, N.J./Camden Catholic
94	Matt Sheard	DT	SR	6-2/255	Dallas, Texas/Jesuit Prep
95	Mike Rinaldi	DE	JR	6-1/225	Staten Island, N.Y./Curtis
96	James Timmins	DL	SO	6-2/215	York, Pa./Dallastown Area
97	Matt Rae	DT	SR	6-4/290	

Richmond Spiders

Quick Facts

Location	Richmond, Va.
Enrollment	2,950
Nickname	Spiders
Colors	Red & Blue
Website	www.richmondspiders.com
Stadium	E. Claiborne Robins Stadium
Stadium Capacity	8,700
Stadium Surface	Artificial Grass
President	Dr. Edward L. Ayers
Athletics Director	Jim Miller
Head Coach	Latrell Scott
Head Coach Alma Mater, Year	Hampton, 1999
Football Contact	Mike DeGeorge, Assistant Director/Athletic Public Relations
Football Contact Office Phone	804-287-6313
Offensive Starters Returning/Lost	8/3
Defensive Starters Returning/Lost	5/6



SPIDERS HEAD COACH
LATRELL SCOTT
1 SEASON (2010)

Collegiate Overall Record (Years)	6-5 (1 year)
Record at CAA Football Schools (Years)	6-5 (1 year)
Record in CAA Football Games (Years)	4-4 (1 year)

Richmond Coaching Staff

Wayne Lineburg	Offensive Coordinator/Quarterbacks
Bob Trott	Defensive Coordinator
Tripp Billingsley	Running Backs
Zohn Burden	Wide Receivers
Dave Legg	Cornerbacks/Special Teams Coordinator
Kevin Lewis	Defensive Line
Zac Lowe	Tight Ends
Bill Polin	Offensive Line
Byron Thweatt	Linebacksers/Recruiting Coordinator
Derek Burrell	Assistant Linebacksers
Penn Stephenson/Jerry Taylor	Offensive Intern/Defensive Intern
Chris Stewart	Director of Strength & Conditioning

2010 Results (6-5, 4-4 CAA)

Home Stadium: Robins Stadium (8,700)

Home: 5-1	Away: 1-4	vs. Top 25 (TSN/F): 3-4	vs. Top 25 (Coach): 3-4
Total Home Attendance: 51,400		Average Home Attendance: 8,567	

Sept. 4 {6/6}	at Virginia [ESPN3]	L 13-34	54,146
Sept. 18 {9/9}	Elon {7/7}	W 27-21 (10T)	8,700
Sept. 25 {5/5}	*Delaware [TCN/CSN-NE] {7/6}	L 13-34	8,700
Oct. 2 {11/12}	Coastal Carolina	W 41-19	8,464
Oct. 9 {11/11}	*at New Hampshire [TCN/CSN-NE] {22/23}	L 0-17	12,095
Oct. 16 {20/19}	*at Massachusetts {8/8}	W 11-10	16,421
Oct. 23 {16/15}	*Towson	W 28-6	8,700
Oct. 30 {14/14}	*at Villanova [TCN] {5/5}	L 7-28	6,317
Nov. 6 {20/22}	*James Madison [CSN-MA/CSN-P] {22/23}	W 13-10 (10T)	8,700
Nov. 13 {21/23}	*Rhode Island {rv/-}	W 15-6	8,136
Nov. 20 {18/20}	*at William and Mary [TCN/COX11] {6/6}	L 3-41	12,259


CAA Team's Coaches & Sports Network Rankings listed prior to Opponent/Opponent's Coaches & Sports Network Rankings listed after Opponent at time game was played

2011 Schedule

Date	Opponent	Location	Series Record
Sept. 3	at Duke	Durham, N.C.	3-9
Sept. 10	WAGNER	Richmond, Va.	First Meeting
Sept. 17	VMI	Richmond, Va.	41-40-5
Sept. 24	*NEW HAMPSHIRE	Richmond, Va.	10-9
Oct. 1	*at James Madison	Harrisonburg, Va.	16-12
Oct. 8	*at Towson	Towson, Md.	5-2
Oct. 15	OPEN		
Oct. 22	*MAINE	Richmond, Va.	12-10
Oct. 29	*MASSACHUSETTS	Richmond, Va.	12-13
Nov. 5	*at Old Dominion	Norfolk, Va.	First Meeting
Nov. 12	*at Delaware	Newark, Del.	8-19
Nov. 19	*WILLIAM AND MARY	Richmond, Va.	55-60-5



Richmond Spiders -- Top Returners



AARON CORP
 VILLA PARK, CALIF.
 ORANGE LUTHERAN HIGH SCHOOL

QB	6-3	205	SR
----	-----	-----	----


YEAR	GP	----- Passing -----			--- Rushing ---			
		Comp.-Att.-Int.	Yds.	TD	Lg.	Att.	Yds.	TD
2008 (USC)	5	2-4-0	14	0	12	0	0	0
2009 (USC)	3	17-26-1	155	1	27	4	7	0
2010	5	67-123-4	645	3	47	19	51	0
Career	13	86-153-5	814	4	47	23	28	0

-- Started the first five games of the season after transferring from USC, but tore his ACL on the first series at New Hampshire (Oct. 9) and was done for the season. Richmond started four different QB in 2010 due to injury

-- Was 18-for-32 passing for 183 yards in the season-opener at Virginia. He followed that up with 207 yards passing and his first Spider TD as Richmond opened the new Robins Stadium with a 27-21 overtime win over No. 7 Elon

-- Was a Parade All-America coming out of high school and played two years at USC before transferring to Richmond

-- Is among the top NFL quarterback prospects in the FCS for 2011



TRE GRAY
 CUERO, TEXAS
 CUERO HIGH SCHOOL

WR	5-10	175	SR
----	------	-----	----

YEAR	GP	No.	Yds	TD	Long	Avg/G	Avg/C
2008	16	59	723	4	51	45.19	12.25
2009	13	51	713	4	44	54.85	13.98
2010	10	38	478	2	41	47.80	12.58
Career	39	148	1914	10	51	49.08	12.93


-- Has reeled in 148 career catches for 1,914 yards and enters his senior campaign needing 51 receptions and 756 yards to break the Spiders' respective career records

-- Although his production was down in 2010 as Richmond rotated four different starting quarterbacks due to injury, Gray was still honored as a First Team All-Conference receiver

-- Has earned All-CAA Football honors in back-to-back seasons after being a Third Team pick in 2009

-- Gray reeled in eight catches for 91 yards at Virginia and had five catches for 86 yards and a TD in a win over No. 22 James Madison

-- His other TD grab of the season came in dramatic fashion at No. 8 UMass as fourth-string, true freshman QB Montel White hit Gray with nine seconds left to beat the Minutemen, 11-10



TREMAYNE GRAHAM
 TUCKER, GA.
 PARKVIEW HIGH SCHOOL

DB	5-10	185	SR
----	------	-----	----


YEAR	GP	S-A-Tackles	SK/TFL	Int	PBU	FF/FR
2008	15	12-5-17	0.0/1.0	0	0	1/0
2009	13	22-16-38	1.0/3.5	2	4	0/0
2010	11	43-27-70	1.0/1.5	3	5	1/1
Career	39	77-48-125	2.0/6.0	5	9	2/1

-- Started all 11 games at defensive back in 2010 and finished sixth on the team with a career-high 70 tackles, while his three interceptions were second-most

-- Had a career game in the Towson win as he totaled a career-high 10 tackles (nine solo), a TFL, forced a fumble and recorded an interception. His other INTs came in victories over Massachusetts and Rhode Island

-- All five of his career interceptions have come in games won by Richmond

-- Ran outdoor track for the Spiders and was the bronze-medalist in the 100m dash at the A-10 Championship in a time of 10.74



DARIUS MCMILLAN
 HAMPTON, VA.
 PHOEBUS HIGH SCHOOL

LB	5-11	215	JR
----	------	-----	----

YEAR	GP	S-A-Tackles	SK/TFL	Int	PBU	FF/FR
2009	11	8-9-17	1.0/1.5	0	0	0/0
2010	13	27-62-89	2.0/5.0	0	2	2/3
Career	23	35-71-106	3.0/6.5	0	2	2/3

-- Richmond's leading returning tackler in 2011, after making 89 stops in 10 games in 2010

-- Will anchor the linebackers in 2011 following the graduation of CAA Football Defensive Player of the Year Eric McBride and Patrick Weldon

-- His 89 tackles were ranked 18th-most in the league (14th-most among linebackers), while his three fumble recoveries were tied for the league lead

-- Made a career-best 14 tackles in the James Madison win and followed that up the next week with 10 stops, 1.5 TFL a half sack and forced fumble and a fumble recovery in the Rhode Island win

Richmond Spiders -- Head Coach Latrell Scott

Playing Career

1994-98 Hampton University

Coaching Career

1999-00 Fork Union Military Academy
 2001 Wide Receivers, Western Carolina University
 2002-04 Wide Receivers, Virginia Military Institute
 2005-06 Wide Receivers/Recruiting Coordinator, University of Richmond
 2007 Assistant Head Coach/Wide Receivers/Recruiting Coordinator, University of Richmond
 2008 Wide Receivers, University of Tennessee
 2009 Wide Receivers, University of Virginia
 2010- Head Coach, University of Richmond

Personal

Birthdate

July 17, 1975

Hometown

Richmond, Va.

Alma Mater

Hampton '99

Wife

Brandi



All-Time Richmond Coaching Records

Coach	Years	Record	Pct.	Conf.	Pct.
M.C. Taylor	1881	2-0	1.000		
C.M. Hazen	1882, 85-86, 88	4-4	.500		
H.R. Hundley	1887	1-1	.500		
Frank Johnson	1889	1-2	.333		
C.T. Taylor	1890	0-3	.000		
Dana Rucker	1891, 93-95	3-13-3	.188		
Penwick Shelton	1892	2-3	.400		
Bill Wertenbaker	1897	3-5	.375		
O.L. Owen	1898	3-3-1	.500		
Julian Hill	1899	2-2	.500		
Edward Kenna	1900	3-4	.429		
Garnett Nelson	1901	1-5	.167		
Graham Hobson	1902	3-3	.500		
Fred Vail	1903	6-3-1	.600		
Harry Wail	1904	1-5	.167		
E.A. Dunlop, Jr.	1905-09, 12	18-32-5	.373		
E.V. Long	1910	1-6-1	.143		
Sam Honaker	1911	0-6-2	.000		
Frank Dobson	1913-17, 19-33	79-78-18	.503		
Robert Marshall	1918	3-1-1	.750		
Glenn Thistlethwaite	1934-41	41-26-9	.586		
John Fenlon	1942, 46-47	12-15-3	.444		
Malcolm Pitt	1943-44	8-7	.533		
George Hope	1945	2-6	.250		
Karl Esleeck	1948-50	10-18-2	.357		
Edwin Merrick	1951-65	53-87-6	.379		
Frank Jones	1966-73	44-38	.537		
Jim Tait	1974-79	21-44	.323		
Dal Shealy	1980-88	43-57	.430	11-11	.500
Jim Marshall	1989-94	19-47	.288	12-36	.250
Jim Reid	1995-03	48-53-1	.475	35-40	.467
Dave Clawson	2004-07	29-20	.592	19-13	.594
Mike London	2008-09	24-5	.828	13-3	.813
Latrell Scott	2010-	6-5	.545	4-4	.500

Scott's Year-By-Year Record

Year	School	Record	Conf./Finish	Postseason
2010	Richmond	6-5	4-4/T5th	
Richmond Totals		6-5 (.545)		
Career Totals		6-5 (.545)		

Richmond Spiders -- By The Numbers...

2011 Team Information

Total No. of Starters Returning: 15

Offense: 8

..... QB - Aaron Corp
 WR - Ben Edwards
 TE - Kevin Finney
 FB - Kendall Gaskins
 OL - Ryan Goss
 WR - Tre Gray
 OL - Richard Muldow
 OL - Mark Speir

Defense: 5

..... DB - Tremayne Graham
 DL - Corey Jackson
 LB - Darius McMillan
 DB - Colin Pehanick
 DL - Brandon Scott

Special Teams: 2

..... P - Nick Hicks
 PK - Wil Kamin

Total No. of Starters Lost: 8

Offense: 3

..... RB - Tyler Kirchoff
 OL - Drew Lachenmayer
 OL - Jason Sakoian

Defense: 5

..... DL - Casey Cooley
 LB - Eric McBride
 DL - Martin Parker
 DB - Max Prokell
 DB - Justin Rogers
 LB - Patrick Weldon

Special Teams: 0

NOTE: Special Teams include kickers and punters only.

2011 Newcomers

Name	Pos.	Ht./Wt.	Hometown/HS (Last School)
Mylon Blueford	CB	5-10/170	Chesapeake, Va./Oscar Smith HS
Cormac Craigie	QB	6-2/200	Piedmont, Calif./Trinity-Pawling (N.Y.)
Adam Farley	DL	6-2/315	Charlotte, N.C./Charlotte Catholic HS
Seth Fisher	FB/LB	6-1/220	Salem, Va./Salem HS
Terrence Fullum	DL	6-2/265	Bethesda, Md./Landon School
Justin Grant	ATH	6-1/190	Franklin, Va./Franklin HS
Austin Gund	OL	6-3/290	Washington, D.C./Gonzaga College HS
Caleb High	OL	6-4/270	Raleigh, N.C./Millbrook HS
Irabor Imobisa	OL	6-3/300	Chesterfield, Va./Meadowbrook HS
Trevor Jones	ATH	5-11/185	Charles City, Va./Charles City HS
Dominique Miller	ATH	5-10/160	Woodbridge, Va./C.D. Hylton HS
Keevon Newsome	DL	6-2/235	Portsmouth, Va./Hargrave Military Academy
Nick Ritcher	OL	6-6/270	Raleigh, N.C./Ravenscroft School
Aaron Roane	LB	6-2/200	West Point, Va./West Point HS
*Cooper Taylor	S	6-5/220	Atlanta, Ga./Marist School (Georgia Tech)
Sedale Young	OL	6-4/290	Roanoke, Va./William Fleming HS
Justin Williamson	DE	6-4/225	Hampton, Va./Phoebus HS

* Transfer Student-Athlete enrolled at Richmond Spring 2011

Spiders Roster

No.	Name	Cl.	Pos.	Ht./Wt.	Hometown/HS (Last School)
1	Cooper Taylor	R-Jr.	DB	6-5/220	Atlanta, Ga./Marist School (Georgia Tech)
2	Garrett Wilkins	Sr.	RB	5-10/185	Oviedo, Fla./Oviedo
3	Tre Gray	R-Sr.	WR	5-10/175	Cuero, Texas/Cuero
4	Jovan Smith	R-So.	RB	6-0/200	Springfield, Va./Flint Hill School
5	Kendall Gaskins	Jr.	FB	6-1/228	Burlington, N.J./Woodberry Forest (Va.)
6	Colin Pehanick	R-Sr.	DB	6-2/196	Charlottesville, Va./St. Anne's-Belfield
7	Aaron Corp	R-Sr.	QB	6-3/205	Villa Park, Calif./Orange Lutheran (USC)
8	Donte Boston	R-Sr.	WR	6-1/200	Richmond, Va./Varina
9	John Laub	R-Jr.	QB	6-2/215	Coplay, Pa./Parkland
10	Derek Mayo	R-Jr.	LB	5-10/218	Hampton, Va./Kecoughtan
11	Darius McMillan	R-Jr.	LB	5-11/215	Hampton, Va./Phoebus
12	Nick Hicks	R-Jr.	P/QB	6-1/195	Marietta, Ga./Kell
13	Wil Kamin	Jr.	K/P	5-9/175	Weddington, N.C./Charlotte Christian
14	Montel White	So.	QB	6-4/215	Surry County, Va./Surry County
15	Jon Thompson	R-So.	WR	6-0/185	Radford, Va./Radford
16	Mylon Blueford	Fr.	DB	6-0/175	Chesapeake, Va./Oscar Smith
17	Chase Boyer	Jr.	LS	6-4/195	Tampa, Fla./Woodberry Forest (Va.)
18	Evan Joseph	R-Jr.	DB	5-10/184	Signal Mountain, Tenn./Baylor School
19	Cormac Craigie	Fr.	QB	6-2/200	Piedmont, Calif./Trinity-Pawling (N.Y.)
20	George Boston	R-So.	RB	5-11/209	Brooklyn, N.Y./Asheville School (N.C.)
21	Wayne Pettus	So.	DB	5-8/175	Detroit, Mich./Melvindale
22	Trevor Jones	Fr.	ATH	5-11/185	Charles City, Va./Charles City
23	Tremayne Graham	R-Sr.	DB	5-10/185	Tucker, Ga./Parkview
24	Ben Edwards	So.	WR	6-0/186	Yorktown, Va./York
25	James McKinney	R-Fr.	RB	6-0/205	Round Rock, Texas/Round Rock
26	Darryl Hamilton	R-Jr.	DB	5-9/188	Centreville, Va./Centreville
27	Dominique Miller	Fr.	ATH	5-10/160	Woodbridge, Va./C.D. Hylton
28	Stephen Barnette	R-Fr.	WR	6-2/175	Salem, Va./Salem
29	Frank Howell	R-Sr.	FB	5-11/220	Reston, Va./George Marshall (Catholic U. of Amer.)
30	Aaron Roane	Fr.	LB	6-2/200	West Point, Va./West Point
31	Aaron Roane	Fr.	LB	6-2/200	West Point, Va./West Point
32	Justin Grant	Fr.	ATH	6-1/190	Franklin, Va./Franklin
33	Doug Howell	R-Jr.	DB	5-10/185	Reston, Va./George Marshall
34	Eric Wright	R-Fr.	LB	6-2/224	Springfield, Va./Robert E. Lee
35	Seth Fisher	Fr.	FB/LB	6-1/220	Salem, Va./Salem
36	Christian Parker	R-So.	DB	5-10/181	Richmond, Va./Battlefield
37	Reggie Barnette	R-Fr.	DB	6-2/175	Salem, Va./Salem
40	Keevon Newsome	Fr.	DL	6-2/235	Portsmouth, Va./Hargrave Military Academy
41	Darrian Carmichael	R-So.	CB	5-11/178	Bowie, Md./Bishop McNamara
42	DeShawn Holmes	R-Fr.	DB	5-9/186	Richmond, Va./Highland Springs
43	Brandon Scott	R-So.	DL	6-4/251	Dumfries, Va./Forest Park
44	Cole Gonet	R-So.	LB	6-2/218	Raleigh, N.C./Ravenscroft
45	Walt Sparks	So.	LB/LS	6-2/225	Greensboro, N.C./Ragsdale
46	Andrew Brown	R-Fr.	LB	6-1/225	Forest, Va./Jefferson Forest
47	Ben Bryer	R-Sr.	FB	6-1/231	West Chester, Pa./Malvern Prep
48	Chris Speros	R-So.	DB	5-10/182	Great Falls, Va./Gonzaga College HS
49	Pierre Wynn	R-Jr.	DL	6-1/255	Hampton, Va./Hampton
50	Jack Miller	R-Fr.	DL	6-3/210	Richmond, Va./Trinity Episcopal
51	Terrence Fullum	Fr.	DL	6-2/265	Bethesda, Md./Landon School
52	Sean Ryan	R-Fr.	LB	6-2/215	Brooklyn, N.Y./Poly Prep
54	Jacob Ruby	R-Fr.	OL	6-6/294	London, Ontario/Medway (Fork Union Military)
55	Justin Williamson	Fr.	DL	6-4/225	Hampton, Va./Phoebus
56	Kerry Wynn	R-So.	DL	6-5/235	Louisa, Va./Louisa County
63	RJ Barnett	R-Fr.	OL	6-3/270	Ft. Lauderdale, Fla./Calvary Christian Academy
65	Sedale Young	Fr.	OL	6-4/290	Roanoke, Va./William Fleming
66	Austin Gund	Fr.	OL	6-3/290	Washington, D.C./Gonzaga College
67	Nick Ritcher	Fr.	OL	6-6/270	Raleigh, N.C./Ravenscroft
69	Kurt Schmitz	So.	OL	6-4/275	Haskell, N.J./Don Bosco Prep
71	Jimmy Speros	R-So.	OL	6-5/275	Great Falls, Va./Flint Hill School
72	Jason Sakoian	R-Sr.	OL	6-5/287	Upper St. Clair, Pa./Upper St. Clair
73	Caleb High	Fr.	OL	6-4/270	Raleigh, N.C./Millbrook
75	Mark Speir	R-So.	OL	6-6/285	McDonough, Ga./Union Grove
76	Ryan Goss	R-Sr.	OL	6-5/296	Dunn Loring, Va./George Marshall
77	Corey Jackson	R-Sr.	DL	6-3/290	Clover, Va./Halifax
78	Irabor Imobisa	Fr.	OL	6-3/300	Chesterfield, Va./Meadowbrook
79	Richard Muldrow	Sr.	OL	6-6/298	York, Pa./William Penn/Rutgers
80	Matt Scherer	R-So.	WR	6-0/175	Potomac, Md./Thomas S. Wootton
81	Hunter Westfall	R-Fr.	TE	6-6/245	Charlotte, N.C./Myers Park
82	Harry Lee Daniel	R-Jr.	LB	6-1/215	Richmond, Va./Highland Springs
83	Sam Roller	R-So.	TE	6-3/250	Charlottesville, Va./Monticello
84	Marcus Snipes	R-Fr.	WR	6-1/175	Severn, Md./Meade
85	Eric Loughnane	R-Jr.	WR	5-11/175	Richboro, Pa./Archbishop Wood
86	Parker Tuck	R-So.	WR	6-0/180	Richmond, Va./Deep Run
87	Mike Poplaski	Jr.	DL	6-4/285	Mechanicsburg, Pa./Mechanicsburg
88	Kevin Finney	R-Jr.	TE	6-6/250	Lake Bluff, Ill./Lake Forest
89	Christian Conklin	R-Fr.	TE	6-3/240	Richmond, Va./Clover Hill
90	Evan Kelly	So.	DL	6-1/285	Pittsburgh, Pa./Seton LaSalle
91	Adam Farley	Fr.	DL	6-2/315	Charlotte, N.C./Charlotte Catholic
95	Joey Landess	R-Fr.	DL	6-3/255	Dallas, Texas/Highland Park
96	Shaun Quezada	R-Jr.	DL	6-3/255	Raleigh, N.C./Wakefield
97	Jacob Pierce	R-So.	DL	6-3/255	Lynchburg, Va./Virginia Episcopal
99	Casey Dobyns	Sr.	P/K	6-2/187	Highland, Md./Georgetown Prep (Georgetown)

Towson Tigers

Quick Facts

Location	Towson, Md.
Enrollment	21,111
Nickname	Tigers
Colors	Black, White & Gold
Website	www.towsonigers.com
Stadium	Minnegan Field at Johnny Unitas Stadium
Stadium Capacity	11,198
Stadium Surface	Artificial Grass
President	Dr. Marcia G. Welsh (Interim)
Athletics Director	Mike Waddell
Head Coach	Rob Ambrose
Head Coach Alma Mater, Year	Towson, 1993
Football Contact	Dan O'Connell, Associate Director/Media Relations
Football Contact Office Phone	410-704-3102
Offensive Starters Returning/Lost	8/3
Defensive Starters Returning/Lost	7/4



TIGERS HEAD COACH
ROB AMBROSE
2 SEASONS (2009-2010)

Collegiate Overall Record (Years)	6-26 (3 years)
Record at CAA Football Schools (Years)	3-19 (2 years)
Record in CAA Football Games (Years)	1-15 (2 years)

Towson Coaching Staff

Matt Hachmann	Defensive Coordinator
John Donatelli	Offensive Line
James Vollono	Tight Ends/Special Teams Assistant
Jared Ambrose	Quarterbacks
Reno Ferri	Running Backs
Dassin Blackwell	Wide Receivers
Brian Fleury	Secondary/Special Teams
Derrick Johnson	Cornerbacks
Canute Curtis	Defensive Line
Konstantinos Kosmakos	Outside Linebackers
Jeremy Pick	Strength and Conditioning

2010 Results (1-10, 0-8 CAA)

Home Stadium: Unitas Stadium (11,198)

Home: 1-4	Away: 0-6	vs. Top 25 (TSN/F): 0-6	vs. Top 25 (Coach): 0-6
Total Home Attendance: 35,535	Average Home Attendance: 7,107		

Sept. 2	at Indiana [B10]	L 17-51	35,242
Sept. 11	Coastal Carolina	W 47-45 (5OT)	8,990
Sept. 18	*at Villanova [TCN/CSS] {1/2}	L 7-43	12,111
Sept. 25	at Columbia	L 10-24	2,643
Oct. 2	*Massachusetts {8/8}	L 14-27	5,560
Oct. 9	*James Madison {7/6}	L 13-17	9,049
Oct. 23	*at Richmond {16/15}	L 6-28	8,700
Oct. 30	*Rhode Island	L 20-30	6,589
Nov. 6	*at Delaware {5/4}	L 0-48	21,603
Nov. 13	*Maine	L 18-28	5,347
Nov. 20	*at New Hampshire {14/13}	L 19-38	5,003


CAA Team's Coaches & Sports Network Rankings listed prior to Opponent/Opponent's Coaches & Sports Network Rankings listed after Opponent at time game was played

2011 Schedule

Date	Opponent	Location	Series Record
Sept. 3	MORGAN STATE	Towson, Md.	16-6
Sept. 10	*VILLANOVA	Towson, Md.	2-5
Sept. 17	OPEN		
Sept. 24	COLGATE	Towson, Md.	0-9
Oct. 1	at Maryland	College Park, Md.	First Meeting
Oct. 8	*RICHMOND	Towson, Md.	2-5
Oct. 15	*at Old Dominion	Norfolk, Va.	First Meeting
Oct. 22	*at William and Mary	Williamsburg, Va.	0-7
Oct. 29	*DELAWARE	Towson, Md.	4-8
Nov. 5	*at Maine	Orono, Maine	3-6
Nov. 12	*NEW HAMPSHIRE	Towson, Md.	0-7
Nov. 19	*at Rhode Island	Kingston, R.I.	5-6



Towson Tigers -- Top Returners




**FRANK BELTRE
RANDOLPH, N.J.
RANDOLPH HIGH SCHOOL**

DL	6-2	225	JR
----	-----	-----	----

YEAR	GP	S-A-Tackles	SK/TFL	Int	PBU	FF/FR
2009	11	20-23-43	2.0/6.0	0	0	0/0
2010	11	35-50-85	0.0/12.5	0	0	0/0
Career	22	55-73-128	2.0/18.5	0	1	0/0

- Finished second on team with 85 tackles
- Ranked second among CAA Football defensive linemen with 85 tackles in 11 games
- Made 12.5 tackles for lost yardage, sixth in the CAA
- Ranked 23rd in CAA Football in tackles
- Made career high 13 tackles against James Madison in narrow loss
- Had 13 tackles against Maine, including three for lost yardage
- Honored as Tigers' Special Teams Player of the Year as a freshman in 2009
- Has made 128 tackles in career with 18.5 tackles for lost yardage




**KYLE POLK
PISCATAWAY, N.J.
PISCATAWAY HIGH SCHOOL**

LB	6-1	205	SO
----	-----	-----	----

YEAR	GP	S-A-Tackles	SK/TFL	Int	PBU	FF/FR
2010	11	20-32-52	2.0/7.0	0	1	1/0
Career	11	20-32-52	2.0/7.0	0	1	1/0

- Starter in nine games at middle linebacker as a true freshman for the Tigers
- Finished eighth on the team with 52 tackles
- Made seven tackles for lost yardage and had two sacks
- Named as CAA Rookie of the Week after career high 13 tackles against Rhode Island
- Had two quarterback sacks and broke up a pass against URI
- Made four tackles and forced a fumble in five-overtime win over Coastal Carolina
- Contributed nine tackles in Tigers' loss to Massachusetts
- Had six tackles at New Hampshire in season finale




**JORDAN DANGERFIELD
ROYAL PALM BEACH, FLA.
PALM BEACH HIGH SCHOOL**

DB	5-11	185	JR
----	------	-----	----

YEAR	GP	S-A-Tackles	SK/TFL	Int	PBU	FF/FR
2009 (Hofstra)	8	16-7-23	0.0/0.0	2	0	0/0
2010	11	50-46-96	1.5/4.0	0	5	2/1
Career	19	66-53-119	1.5/4.0	2	5	2/1

- Transfer from Hofstra who started all 11 games in first season with the Tigers
- Led Tigers with 96 tackles in 11 games
- Averaged 8.7 tackles per game to lead all CAA Football defensive backs in tackles/game
- Led Tigers with two forced fumble and recovered one fumble
- Tied for 12th in the CAA in tackles
- Tigers' leading tackler in five games
- Made nine tackles and broke up potential game-tying two-point conversion pass in fifth overtime in victory over Coastal Carolina



**TOM RYAN
PHILADELPHIA, PA.
FATHER JUDGE HIGH SCHOOL**

WR	6-3	205	JR
----	-----	-----	----

YEAR	GP	No.	Yds	TD	Long	Avg/G	Avg/C
2009	10	18	190	0	36	19.00	10.56
2010	7	26	245	2	23	35.00	9.42
Career	17	44	435	2	36	25.59	9.89

- Very tough wide receiver who has started nine of 17 games the last two seasons
- Has caught 44 passes for 435 yards and two touchdowns in first two years
- Missed four games with sprained ankle in 2010
- Tigers' third-leading receiver with 26 catches for 245 yards and two TD's last year
- Caught first career TD pass at Indiana in season opener
- Caught four passes for 19 yards and a touchdown in win over Coastal Carolina, including a two-yard TD reception in corner of end zone with 25 seconds left to cap off 70-yard drive and send game into overtime. Recorded three punt returns for 65 yards in the Coastal win.
- Had a career high seven receptions for 77 yards against Rhode Island
- Caught 18 passes for 190 yards as a freshman

Towson Tigers -- Head Coach Rob Ambrose

Playing Career

1989-91Towson University

Coaching Career

1992-93 Wide Receivers, Towson University
 1994-96 Wide Receivers/Recruiting Coordinator, Towson University
 1997-99 Offensive Coordinator, Towson University
 2000 Associate Head Coach/Offensive Coordinator, Towson University
 2001 Head Coach, Catholic University
 2002-04 Quarterbacks, University of Connecticut
 2005-08 Offensive Coordinator, University of Connecticut
 2009- Head Coach, Towson University

Personal

Birthdate

July 30, 1970

Hometown

Skokie, Ill.

Alma Mater

Towson '93

Wife

Melissa

Children

Grace, Riley



Ambrose's Year-By-Year Record

Year	School	Record	Conf./Finish	Postseason
2001	Catholic	3-7		
Catholic Totals		3-7 (.300)		
2009	Towson	2-9	1-7/6th (South)	
2010	Towson	1-10	0-8/10th	
Towson Totals		3-19 (.136)		
Career Record		6-26 (.188)		

All-Time Towson Coaching Records

Coach	Years	Record	Pct.	Conf.	Pct.
Carl Runk	1969-71	11-14-1	.397		
Phil Albert	1972-91	117-91-3	.562		
Gordy Combs	1992-08	92-90	.505	9-31	.225
Rob Ambrose	2009-	3-19	.136	1-15	.063

Towson Tigers -- By The Numbers...

2011 Team Information

Total No. of Starters Returning: 16

Offense: 8

..... QB - Peter Athens (starter in 2009, sat out last season - injury)
 WR - Erron Banks
 TB - Tremayne Dameron
 OL - John Esposito
 OL - Henry Glackin
 OL - Eric Pike
 OL - Doug Shaw
 FB - Tyler Wharton

Defense: 7

..... DL - Frank Beltre
 DB - Jordan Dangerfield
 DL - Matt Morgan
 DB - Nick Oates
 LB - Kyle Polk
 DL - Marcus Valentine
 LB - Trevor Walker

Special Teams: 1

..... P - D.J. Soven

Total No. of Starters Lost: 10

Offense: 4

..... QB - Bart Blanchard
 TE - Ryan Hanley
 OL - Dan Hurley
 WR - Hakeem Moore

Defense: 4

..... DL - Yaky Ibia
 LB - Donte Blakey
 DB - Jeremy Gardner
 DB - Ollie Thomas

Special Teams: 1

..... PK - Nick Wallace

NOTE: Special Teams include kickers and punters only.

2011 Newcomers

Name	Pos.	Ht./Wt.	High School (Previous School)/Hometown
Olatungie Coker	DE	6-2/232	Largo H.S./Largo, Md.
Jared Dangerfield	WR	6-2/180	Royal Palm Beach H.S./Royal Palm Beach, Fla.
Jon Desir	DT	6-4/300	St. Anthony's H.S./Westbury, N.Y.
Walter Dunston	DB	5-11/195	West Windsor Plainsboro/North West Windsor, N.J.
Jarred Evans	QB	6-3/175	West Philadelphia Catholic/Jamaica, N.Y.
Connor Frazier	QB	6-0/190	Damascus H.S./Gaithersburg, Md.
Jalil Gordon	DB	5-11/180	Carroll H.S./South Lake, Texas
Syd Holt	DE	6-4/210	Sayreville War Memorial H.S./South Amboy, N.J.
Stefan Janik	DE	6-3/230	Calvert Hall H.S./Sparks, Md.
Dreon Johnson	FB	6-0/235	Mayde Creek H.S./Houston, Texas
Kelly Linden	LS	5-11/165	Bishop Moore Catholic H.S./Windermere, Fla.
Price Litton	QB	6-3/215	Providence Day School/Matthews, N.C.
Joe McCargo	LB	6-0/193	Old Mill H.S./Severn, Md.
Sean Mooney	TE	6-6/220	Malvern Prep/Chester Springs, Pa.
*Sterlin Phifer	RB	5-11/215	Landstown H.S. (Boston Coll.)/Virginia Beach, Va.
Mac Sanders	WR	5-11/185	Providence Day School/Charlotte, N.C.
Jake Schunke	OT	6-5/270	Wayne Hills H.S./Wayne, N.J.
Tyreek Smith	CB	6-0/170	Wakefield H.S./Raleigh, N.C.
Spencer Sutton	OL	6-5/300	Calvert Hall H.S./Westminster, Md.
Terrance West	RB	5-11/220	Northwestern H.S./Baltimore, Md.

* Transfer Student-Athlete enrolled at Towson Spring 2011

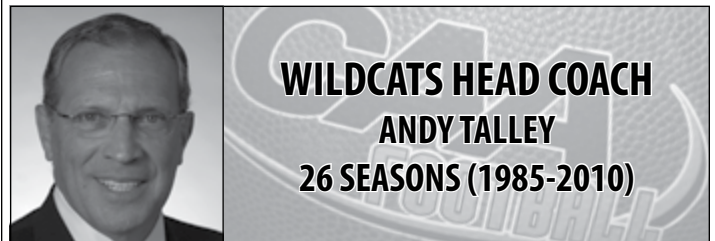
Tigers Roster

No.	Name	Pos.	Cl.	Ht./Wt.	High School (Previous School)/Hometown
2	Sterlin Phifer	RB	So.	5-11/215	Landstown H.S./Virginia Beach, Va.
3	Jared Dangerfield	WR	Fr.	6-2/180	Royal Palm Beach H.S./Royal Palm Beach, Fla.
4	Chris Patterson	LB	Sr.	6-0/225	Northwest H.S./Germantown, Md.
6	Arione Scott	WR	Fr.	6-1/170	Nova H.S./Lauderhill, Fla.
7	Peter Athens	QB	So.-R	6-1/209	Huntingtown H.S./Huntingtown, Md.
8	Nick Oates	DB	Sr.	6-0/185	Springbrook H.S./Silver Spring, Md.
9	Josh McCants	LB	Sr.	6-0/195	Gaithersburg H.S./Rockville, Md.
10	Brian Potts	QB	Jr.	6-4/215	Caravel Academy/Middletown, Del.
11	Justen Davis	WR	Fr.-R	6-2/178	Alonso H.S./Tampa, Fla.
12	Tommy Chroniger	ATH	So.-R	6-1/205	DeMatha H.S./Crofton, Md.
13	Justin Harris	DB	Sr.	5-10/175	Centennial H.S./Ellicott City, Md.
15	Dominique Booker	RB	Jr.	5-11/180	Hermitage H.S./Richmond, Va.
16	Erron Banks	WR	Jr.	6-1/190	Bound Brook H.S./Bound Brook, N.J.
180	Jarred Evans	QB-WR	Fr.	6-3/175	West Philadelphia Catholic H.S./Jamaica, N.Y.
180	Romale Tucker	DE	Jr.	6-4/244	Ballou H.S./Washington, D.C.
20	Jordan Dangerfield	DB	Jr.	5-11/185	Royal Palm Beach H.S./Royal Palm Beach, Fla.
21	Tom Ryan	WR	Jr.	6-3/205	Father Judge H.S./Philadelphia, Pa.
22	Corey Ford	DB	So.	5-11/170	Bishop McDevitt H.S./Harrisburg, Pa.
23	Trevor Walker	LB	Jr.	5-10/205	The Pennington School/Bensalem, Pa.
24	J.R. Scott	DB	So.	5-10/185	The Bullis School/Hyattsville, Md.
25	Thomas Bradley	DB	Fr.	6-2/180	Richard Montgomery H.S./Gaithersburg, Md.
26	Nygee Carmichael	RB	So.	5-8/175	Gwynn Park H.S./Waldorf, Md.
27	Frank Beltre	DE	Jr.	6-3/245	Randolph H.S./Randolph, N.J.
29	Terrance West	RB	Fr.	5-11/220	Northwestern H.S./Baltimore, Md.
30	Josh Joannides	DB	Fr.-R	5-11/208	Saint John's Catholic Prep/Frederick, Md.
31	Emmanuel Gbor	CB	Fr.-R	6-0/170	Eastern Tech H.S./Baltimore, Md.
320	Ryan McLean	RB	Jr.	5-11/205	Boonsboro H.S./Boonsboro, Md.
33	Winn McAloney	LB	Sr.	6-1/225	Monte Vista H.S./El Cajon, Cal.
34	Tremayne Dameron	RB	Jr.	5-11/185	King George H.S./King George, Va.
35	B.J. Greening	RB	So.	5-11/215	Calvert H.S./Saint Leonard, Md.
36	Derek Wright	LB	Fr.-R	6-2/205	Kings Fork H.S./Suffolk, Va.
38	Trey Jackson	LB	Fr.-R	6-3/215	Howard H.S./Ellicott City, Md.
39	Dwayne Price	DB	So.	5-9/180	Friendly H.S./Fort Washington, Md.
40	Eric Schuster	DB	Fr.-R	6-1/200	Reservoir H.S./Laurel, Md.
41	Ronny Fredericks	FB	Jr.	6-0/240	Gilman School/Baltimore, Md.
42	Kyle Polk	LB	So.	6-1/205	Piscataway H.S./Piscataway, N.J.
43	Paul Stefanik	FB	Sr.	6-1/242	Penn-Trafford H.S./Irwin, Pa.
44	Tyler Wharton	FB	Sr.	6-1/220	Allegheny H.S./LoVale, Md.
45	Ben Chroniger	DE	So.	6-1/235	DeMatha H.S./Crofton, Md.
47	Kenton Powell	LB	Fr.-R	6-1/200	Seneca Valley H.S./Rockville, Md.
48	Billy Stup	FB	Jr.	6-2/245	Tuscarora H.S./Frederick, Md.
49	Ryan Mays	DB	So.	5-9/160	Franklin H.S./Reisterstown, Md.
52	Danzel White	LB	Jr.	6-1/208	C.D. Hylton H.S./Manassas, Va.
53	Brian Boateng	DT	Jr.	6-1/232	Gaithersburg H.S./Burtonsville, Md.
54	Drew Cheripko	DE	Fr.-R	6-4/225	Northwest H.S./Darnestown, Md.
55	Marcus Valentine	DT	Sr.	6-2/274	Winslow Twp. H.S./Sicklerville, N.J.
57	Charles Johnson	OG	So.	6-2/290	Baltimore Poly H.S./Baltimore, Md.
59	Inongo Agbormbai	LB	Fr.-R	5-9/190	John F. Kennedy/Silver Spring, Md.
60	Doug Shaw	OC	So.	6-1/250	Loyola Blakefield H.S./Woodbine, Md.
62	Randall Harris	OT	So.	6-4/270	DuVal H.S./Lanham, Md.
68	Colin Bass	OC	Jr.	6-6/265	Thomas Johnson H.S./Frederick, Md.
70	Anthony Davis	OC	So.	6-3/300	Clover Hill H.S./Midlothian, Va.
71	Eric Pike	OT	So.	6-5/280	DuVal H.S./Landover, Md.
74	Henry Glackin	OT	Sr.	6-4/280	Solanco H.S./Quarryville, Pa.
76	Cory Kirby	OT	Jr.	6-6/270	Kent Island H.S./Chester, Md.
77	John Esposito	OG	Sr.	6-5/300	Hanover Park HS/Florham Park, N.J.
78	Drew Bellamy	OT	Fr.-R	6-5/295	Cottdonale H.S./Cottdonale, Fla.
80	Derrick Joseph	WR	Fr.-R	5-8/145	Maurice J. McDonough H.S./Waldorf, Md.
81	Alex Blake	WR	Jr.	6-1/195	Friendly H.S./Fort Washington, Md.
83	Daniel Vaughan	TE	Fr.-R	6-3/235	Oscar F. Smith H.S./Chesapeake, Va.
84	James Oboh	TE	So.	6-4/230	Sherwood H.S./Olney, Md.
85	Wayne Hicks	WR	So.	6-2/190	St. Mary's Ryken H.S./Mechanicsville, Md.
86	David Weaver	WR	Fr.-R	5-10/178	Broad Run H.S./Ashburn, Va.
87	Kyle Moore	WR	Sr.	5-11/184	Cretin-Durham Hall H.S./St. Paul, Minn.
88	Spencer Wilkins	WR	So.	5-11/185	Mount Hebron H.S./Ellicott City, Md.
89	Sherman Greene	WR	Jr.	5-7/160	Wild Lake H.S./Columbia, Md.
90	D.J. Soven	P-PK	So.	5-7/160	Cypress Bay H.S./Weston, Fla.
91	Mike Evans	TE	Jr.	6-6/235	Reservoir H.S./Fulton, Md.
92	Matt Morgan	DE	Jr.	6-3/254	Horseheads H.S./Horseheads, N.Y.
93	Mike Hurley	DT	Jr.	6-3/250	Old Tappan H.S./Old Tappan, N.J.
95	Taylor Griffin	PK	Fr.	6-3/215	North Point H.S./Waldorf, Md.
96	Arnold Farmer	DT	So.	6-1/300	Baltimore Poly H.S./Baltimore, Md.
98	Drew Stanford	TE	Fr.-R	6-5/255	St. Mary's H.S./Annapolis, Md.
99	Rob Osborne	DT	Sr.	6-0/280	Clarksburg H.S./Germantown, Md.

Villanova Wildcats

Quick Facts

Location Villanova, Pa.
 Enrollment 6,240
 Nickname Wildcats
 Colors Blue & White
 Website www.villanova.com
 Stadium Villanova Stadium
 Stadium Capacity 12,000
 Stadium Surface Artificial Grass
 President Rev. Peter M. Donohue, OSA
 Athletics Director Vince Nicastro
 Head Coach Andy Talley
 Head Coach Alma Mater, Year Southern Connecticut, 1967
 Football Contact Dean Kenefick, Associate Athletics Director/Communications
 Football Contact Office Phone 610-519-6514
 Offensive Starters Returning/Lost 5/6
 Defensive Starters Returning/Lost 5/6



WILDCATS HEAD COACH
ANDY TALLEY
26 SEASONS (1985-2010)

Collegiate Overall Record (Years) 216-125-2 (31 years)
Record at CAA Football Schools (Years) 188-107-1 (26 years)
Record in CAA Football Games (Years) 112-75 (26 years)

Villanova Coaching Staff

Mark Ferrante Assistant Head Coach/Offensive Line
 Sam Venuto Offensive Coordinator/Quarterbacks
 Mark Reardon Defensive Coordinator/Secondary
 Brian Flinn Wide Receivers/Recruiting Coordinator
 Billy Crocker Linebackers/Special Teams Coordinator
 Dave Sollazzo Defensive Line
 Darrius Smith Running Back/Tight Ends
 David Riede Cornerbacks/Coordinator of Football Recruiting
 Nick Kray Offensive Assistant
 Justus Galac Strength and Conditioning

2010 Results (9-5, 5-3 CAA)

Home Stadium: Villanova Stadium (12,000)

Home: 4-1 Away: 5-4 vs. Top 25 (TSN/F): 6-3 vs. Top 25 (Coach): 5-3
 Total Home Attendance: 42,865 Average Home Attendance: 8,573

Sept. 3	{1/1}	at Temple [ESPN3]	L 24-31	32,193
Sept. 11	{2/4}	at Lehigh [FCSA] {rv/-}	W 35-0	8,168
Sept. 18	{1/2}	*Towson [TCN/CSS]	W 43-7	12,111
Sept. 25	{1/2}	Penn [TCN] {24/rv}	W 22-10	8,117
Oct. 2	{1/2}	*at W&M [CSN-MA/MYPHL-17/CSN-NE/CSS/CSN-P] {7/7}	L 24-31	12,259
Oct. 16	{6/7}	*at Maine [CSN-NE/CSN-P] {rv/-}	W 48-18	5,890
Oct. 23	{6/6}	*James Madison {11/11}	W 14-7	9,217
Oct. 30	{5/5}	*Richmond [TCN] {14/14}	W 28-7	6,317
Nov. 6	{3/3}	*at Rhode Island	L 14-17	3,144
Nov. 13	{9/9}	*New Hampshire [TCN/CSN-NE] {17/15}	L 24-31	7,103
Nov. 20	{15/15}	*at Delaware [TCN] {1/1}	W 28-21 (10T)	22,891
Dec. 4	{10/11}	at Stephen F. Austin [ESPNGP/ESPN3/MASN/CW57] {3/2}	W 54-24	4,938
Dec. 11	{10/11}	at Appalachian State [ESPN/ESPNHD/ESPN3] {2/3}	W 42-24	15,706
Dec. 17	{10/11}	at Eastern Washington [ESPN2/ESPN2HD/ESPN3] {1/1}	L 31-41	6,600

CAA Team's Coaches & Sports Network Rankings listed prior to Opponent/Opponent's Coaches & Sports Network Rankings listed after Opponent at time game was played

2011 Schedule

Date	Opponent	Location	Series Record
Sept. 1	at Temple	Philadelphia, Pa.	15-13-2
Sept. 10	*at Towson	Towson, Md.	5-2
Sept. 17	MONMOUTH	Villanova, Pa.	First Meeting
Sept. 24	at Penn	Philadelphia, Pa.	10-5
Oct. 1	*WILLIAM AND MARY	Villanova, Pa.	13-15-1
Oct. 8	*at New Hampshire	Durham, N.H.	11-10
Oct. 15	*at James Madison	Harrisonburg, Va.	9-10
Oct. 22	*OLD DOMINION	Villanova, Pa.	First Meeting
Oct. 29	*MAINE	Villanova, Pa.	7-7
Nov. 5	*at Massachusetts	Amherst, Mass.	11-12
Nov. 12	OPEN		
Nov. 19	*DELAWARE	Villanova, Pa.	23-20-1



ANTOINE LEWIS



DORIAN WELLS




JAMES PITTS



NORMAN WHITE

Villanova Wildcats -- Top Returners




ANTOINE LEWIS
SOMERS POINT, N.J.
MAINLAND REGIONAL HIGH SCHOOL

DL	6-3	270	SO
----	-----	-----	----

YEAR	GP	S-A-Tackles	SK/TFL	Int	PBU	FF/FR
2010	14	23-25-48	1.5/4.0	0	0	1/0
Career	14	23-25-48	1.5/4.0	0	0	1/0

- Started all 14 games last year as a true freshman
- Registered 48 tackles (23 solo), four tackles for loss, 1.5 sacks, and one forced fumble in 2010
- Earned 2010 Third Team All-CAA Football honors
- Expected to move from defensive end to nose guard in 2011




DORIAN WELLS
WEST COVINA, CALIF.
SOUTH HILLS HIGH SCHOOL

WR	5-9	195	JR
----	-----	-----	----

YEAR	GP	No.	Yds	TD	Long	Avg/G	Avg/C
2009	15	16	198	2	29	13.20	12.38
2010	12	37	554	4	73	46.17	14.97
Career	27	53	752	6	73	27.85	14.19

- Ranked second on the team in 2010 in receiving with 37 catches for 554 yards and four touchdowns
- Expected to be one of Villanova's top playmakers in 2011
- Recorded a career day at Maine last season with a career-high seven catches for a career-best 111 yards and a career-long 73 yard reception
- Tallied a career-high two touchdown receptions versus Towson last year




JAMES PITTS
MONTCLAIR, N.J.
MONTCLAIR HIGH SCHOOL

DB	6-0	185	SR
----	-----	-----	----

YEAR	GP	S-A-Tackles	SK/TFL	Int	PBU	FF/FR
2008	11	5-0-5	0.0/0.0	2	0	0/0
2009	15	57-16-73	0.0/3.0	4	8	1/2
2010	14	61-23-84	0.0/3.0	3	11	0/0
Career	40	123-39-162	0.0/6.0	9	19	1/2

- 2010 Third Team All-CAA Football
- Expected to start for the third straight at cornerback
- Tied for the team lead in interceptions last year with three
- Ranked second on the team in tackles in 2010 with 84 (61 solo)
- Led team last year in pass break-ups with 11
- Has nine career interceptions to his credit



NORMAN WHITE
HAMMONTON, N.J.
ST. JOSEPH'S HIGH SCHOOL

WR	6-3	215	SR
----	-----	-----	----

YEAR	GP	No.	Yds	TD	Long	Avg/G	Avg/C
2008	12	8	94	0	35	7.83	11.75
2009	15	17	251	2	31	16.73	14.76
2010	14	69	886	11	54	63.29	12.84
Career	41	94	1231	13	54	30.02	13.10

- 2010 First Team All-CAA Football
- Led team in receiving last year with 69 catches for 886 yards and 11 touchdowns
- Averaged 12.8 yards per catch last season
- Finished second on the team in scoring last year with 66 points

Villanova Wildcats -- Head Coach Andy Talley

Playing Career

1964-67Southern Connecticut University

Coaching Career

1967-68 Assistant Coach, Simsbury (Conn.) High School
 1969..... Secondary, Springfield College
 1970-72Backfield, Middlebury College
 1973-78 Backfield, Brown University
 1979-83Head Coach, St. Lawrence University
 1984-Head Coach, Villanova University

Personal

Birthdate

April 6, 1943

Hometown

Berwyn, Pa.

Alma Mater

Southern Connecticut '67

Wife

Arlene

Children

Josh, Gina



Talley's Year-By-Year Record

Year	School	Record	Conf./Finish	Postseason
1979	St. Lawrence	3-6		
1980	St. Lawrence	5-4		
1981	St. Lawrence	5-4		
1982	St. Lawrence	10-1		NCAA (D-III) Semis
1983	St. Lawrence	5-3-1		
St. Lawrence Totals		28-18-1 (.606)		
1985	Villanova	4-0		
1986	Villanova	8-1		
1987	Villanova	6-4		
1988	Villanova	5-5-1	4-4/T3rd	
1989	Villanova	8-4	6-2/T1st	NCAA
1990	Villanova	6-5	5-3/T2nd	
1991	Villanova	10-2	7-1/T1st	NCAA
1992	Villanova	9-3	6-2/2nd	NCAA
1993	Villanova	3-8	1-7/6th (Mid-Atlantic)	
1994	Villanova	5-6	2-6/T4th (Mid-Atlantic)	
1995	Villanova	3-8	2-6/T5th (Mid-Atlantic)	
1996	Villanova	8-4	6-2/T2nd (Mid-Atlantic)	NCAA
1997	Villanova	12-1	8-0/1st (Mid-Atlantic)	NCAA Qtrs
1998	Villanova	6-5	4-4/T2nd (Mid-Atlantic)	
1999	Villanova	7-4	6-2/3rd	
2000	Villanova	5-6	3-5/T7th	
2001	Villanova	8-3	7-2/T1st	
2002	Villanova	11-4	6-3/T3rd	NCAA Semis
2003	Villanova	7-4	5-4/T4th	
2004	Villanova	6-5	3-5/4th (South)	
2005	Villanova	4-7	2-6/6th (South)	
2006	Villanova	6-5	5-3/2nd (South)	
2007	Villanova	7-4	5-3/T3rd (South)	
2008	Villanova	10-3	7-1/2nd (South)	NCAA Qtrs
2009	Villanova	14-1	7-1/T1st (South)	NCAA Champions
2010	Villanova	9-5	5-3/T3rd	NCAA Semis
Villanova Totals		188-107-1 (.637)		
Career Record		216-125-2 (.633)		

All-Time Villanova Coaching Records

Coach	Years	Record	Pct.	Conf.	Pct.
Michael J. Murphy	1894	1-0	1.000		
James A. McDonald	1895-96	14-6	.700		
John F. Bagley	1897-98	5-9-2	.375		
Richard F. Nallin	1899	7-2-1	.750		
John A. Powers	1900	5-1-3	.722		
John J. Egan	1901	2-3	.400		
Timothy M. O'Rourke	1902	4-3	.571		
Martin L. Caine	1903	2-2	.500		
Fred J. Crolius	1904-11	15-38-5	.302		
Charles McGeehan	1912	3-3	.500		
Thomas St. Germaine	1913	4-2-1	.643		
Frank A. Sommer	1914-15, 24	12-9-2	.565		
Edward M. Bennis	1916	1-8	.111		
Thomas M. Reap	1917-20	9-12-5	.442		
Allie C. Miller	1921-22	11-4-3	.694		
Hugh V. McGeehan	1923	0-7-1	.063		
Harry Stuhldreder	1925-35	65-25-9	.702		
Maurice J. Smith	1936-42	41-17-3	.697		
Jordan A. Olivar	1943-48	33-20-2	.618		
James R. Leonard	1949-50	12-6	.666		
Arthur F. Raimo	1951-53	16-10-1	.611		
Francis X. Reagan	1954-59	16-36	.308		
Alexander F. Bell	1960-66	35-30	.538		
John C. Gregory	1967-69	16-13	.551		
Louis A. Ferry	1970-74	20-26-1	.436		
James C. Weaver	1974	3-5	.375		
Richard Bedesem	1975-80	30-35-1	.462		
Andy Talley	1985-	188-107-1	.637	112-75	.599

Villanova Wildcats -- By The Numbers...

2011 Team Information

Total No. of Starters Returning: 12

Offense: 5

.....OL - Josh Bucci
.....OL - Chidozie Ekweozor
.....OL - Dan Shirey
.....WR - Dorian Wells
.....WR - Norman White

Defense: 5

.....DL - Rakim Cox
.....DL - Marlon Johnson
.....DL - Antoine Lewis
.....DB - Eric Loper
.....DB - James Pitts

Special Teams: 2

.....PK - Mark Hamilton
.....PK - Nick Yako

Total No. of Starters Lost: 11

Offense: 6

.....RB - Aaron Ball
.....OL - Brant Clouser
.....TE - Chris Famer
.....OL - Ben Ijalana
.....WR - Matt Szczur
.....QB - Chris Whitney

Defense: 6

.....DB - John Dempsey
.....LB - Anthony Johnson
.....LB - Marquis Kirkland
.....DB - Fred Maldonado
.....LB - Terence Thomas
.....DL - Thomas Weaver

Special Teams: 1

.....P - Dominic Scarnecchia

NOTE: Special Teams include kickers and punters only.

2011 Newcomers

Name	Pos.	Ht./Wt.	Hometown/HS (Last School)
Jamal Abdur-Rahman	RB	5-10/180	Elkins Park, Pa./LaSalle
Noble Ajakaiye	DL	6-2/235	Harrisburg, N.C./Hickory Ridge
Morgan Craig	TE	6-4/255	Clarks Summit, Pa./Abington Heights
Joey Harmon	LB	6-1/225	Pembroke Pines, Fla./Salisbury School
Clay Horne	WR	6-6/220	St. Paul, Minn./Lawrence Academy
Jordan Hunter	DL	6-2/300	Burlington Twp, N.J./Burlington Twp.
Vince Kowalski	OL	6-3/250	Williamstown, N.J./Williamstown
Dillon Lucas	LB	6-1/215	Medford, N.J./Shawnee
Matt McCann	DB	5-10/195	Pittsburgh, Pa./Keystone Oaks
Jerry Miles	DB	5-11/200	Dublin, Ohio/Scioto
Kevin Monangai	RB	5-10/195	Roseland, N.J./Seton Hall Prep
Reggie Paris	LB	6-3/225	Pemberton, N.J./Pemberton
Earnest Pettway	TE	6-4/245	Long Beach, Calif./Long Beach Poly
Chris Polony	QB	6-3/210	Whitehall, Pa./Whitehall
Justin Rhinesmith	OL	6-4/270	Cape May Court House, N.J./Middle Twp.
John Robertson	QB	6-1/205	Paramus, N.J./Paramus
Joe Sarnese	DB	6-0/195	Ventnor, N.J./Holy Spirit
Kyle Wallace	OL	6-3/275	Larksville, Pa./Wyoming Seminary
Patrick Williams	DL	6-1/275	Ft. Lauderdale, Fla./University School

Wildcats Roster

No.	Name	Pos.	Cl.	Ht./Wt.	Hometown/HS (Last School)
1	James Pitts	DB	Sr.	6-0/185	Montclair, N.J./Montclair
2	Jerry Miles	DB	Fr.	5-11/200	Dublin, Ohio/ Scioto
3	Dorian Wells	WR	Jr.	5-9/195	West Covina, Calif./ South Hills
4	Emeka Ndichie	LB	Rfr.	6-0/205	Bloomfield, N.J./ Bloomfield
5	Shane Harris	DB	So.	5-11/190	Montclair, N.J./ Montclair
6	Ronnie Akins	DB	Jr.	6-0/210	Lansdale, Pa./ North Penn
7	Dustin Thomas	QB	Rfr.	6-2/185	Ventnor, N.J./ St. Augustine Prep
8	Norman White	WR	Sr.	6-3/215	Hammonton, N.J./ St. Joseph's
9	Brennan Erbezniuk	TE	So.	6-5/240	Santa Monica, Calif./Santa Monica
10	Kenny Miles	WR	Jr.	5-11/200	Buena, N.J./ Buena
11	Craig James	DB	So.	6-0/195	Mays Landing, N.J./ Oakcrest
12	Christian Culicerto	QB	Sr.	5-9/190	Charlotte, N.C./Charlotte Catholic
13	John Robertson	QB	Fr.	6-1/205	Paramus, N.J./ Paramus
14	Leighton Dennis	DB	So.	5-10/165	Paoli, Pa./ Conestoga
15	Joey Harmon	LB	Fr.	6-1/225	Pembroke Pines, Fla./ Salisbury School
16	Marlon Calbi	QB	Sr.	5-11/180	Montclair, N.J./Montclair
17	Chris Polony	QB	Fr.	6-3/210	Whitehall, Pa./ Whitehall
18	Lawrence Livers	WR	Fr.		
20	Mikey Reynolds	WR	Sr.	5-6/165	Moorestown, N.J./Moorestown
21	Joe Sarnese	DB	Fr.	6-0/195	Ventnor, N.J./ Holy Spirit
22	Jamal Abdur-Rahman	RB	Fr.	5-10/180	Elkins Park, Pa./LaSalle
23	Austin Medley	RB	Rfr.	5-11/195	Franklinville, N.J./ Delsea
24	Lawrence Doss	RB	Sr.	5-7/185	Bellflower, Calif./St. John Bosco
25	Mike Mayock	DB	Jr.	6-1/200	Newtown Square, Pa./Malvern Prep
26	Kevin Monangai	RB	Fr.	5-10/195	Roseland, N.J./ Seton Hall Prep
27	John Maughan	DB	So.	6-1/210	Park Ridge, N.J./ Bergen Catholic
28	Eric Loper	DB	Jr.	5-11/185	Sicklerville, N.J./Timber Creek
30	Matt McCann	DB	Fr.	5-10/195	Pittsburgh, Pa./ Keystone Oaks
31	Nick Hurley	WR	Jr.	5-10/180	Wheeling, W.Va./Wheeling Central Catholic
32	Ransford Quarrie	RB	So.	6-1/225	Hamilton, N.J./ Notre Dame
33	Patrick Haaggerty	LB	Jr.	5-10/220	Shillington, Pa./Governor Miffin
35	Chris Gough	PK	Fr.		
36	Vince Peterson	DB	Jr.	5-11/190	Warren, Ohio/Howland
38	Adam Nelson	LS	Sr.	6-4/225	St. Joseph, Mo./ St. Joseph's Christian School
39	George Siracuse	LB	Jr.	5-11/225	Dingmans Ferry, Pa./Delaware Valley
40	Fred O'Connor	FB	Fr.		
42	Reggie Paris	LB	Fr.	6-3/225	Pemberton, N.J./ Pemberton
43	Delano Ferguson	LB	Jr.	6-0/220	Silver Spring, Md./John F. Kennedy
44	Devon Bridges	LB	Jr.	5-11/230	Upper Marlboro, Md./Frederick Douglas
45	Connor Nelson	LB	Sr.	6-2/225	Holmdel, N.J./Holmdel
46	Jeremy Rodriguez	LB	Sr.	6-1/225	Laureldele, Pa./Muhlenberg
47	Miller Edwards	FB	Sr.	6-0/225	Springfield, Ill./ Sacred Heart-Griffin
49	Nick Yako	PK	Jr.	6-0/225	Cleveland, Ohio/St. Ignatius
50	Dan Shirey	OL	Jr.	6-2/290	Feasterville, Pa./Neshaminy
51	Joe Makoid	DL	Jr.	5-10/265	Warmminster, Pa./Archbishop Wood
52	Patrick Williams	DL	Fr.	6-1/275	Ft. Lauderdale, Fla./ University School
53	Jacob Dutka	LB	Fr.		
54	Dillon Lucas	LB	Fr.	6-1/215	Medford, N.J./ Shawnee
55	Jordan Hunter	DL	Fr.	6-2/300	Burlington Twp., N.J./ Burlington Twp.
56	Tyrone Armstrong	LB	Rfr.	6-0/230	Wash. D.C./ Friendship Collegiate Acad.
57	Noble Ajakaiye	DL	Fr.	6-2/235	Harrisburg, N.C./ Hickory Ridge
58	Marlon Johnson	DE	Jr.	6-2/255	Baltimore, Md./St Mary's
59	Josh Rogers	DE	Fr.		
60	Ross Hall	OL	Rfr.	6-3/265	Leola, Pa./ Lancaster Catholic
65	James O'Connor	OL	So.	6-2/280	Frackville, Pa./ Marion Catholic
66	Derek Schatz	OL	So.	6-4/260	Churchville, Pa./ Council Rock South
67	Justin Rhinesmith	OL	Fr.	6-4/270	Cape May Court House, N.J./ Middle Twp.
68	Doug Turrell	OL	Fr.		
70	Bill Vogel	OL	Fr.		
71	Peter Sotiriou	OL	Fr.		
74	Kyle Wallace	OL	Fr.	6-3/275	Larksville, Pa./ Wyoming Seminary
75	Josh Bucci	OL	So.	6-5/345	Beaver, Pa./Beaver
76	Vince Kowalski	OL	Fr.	6-3/250	Williamstown, N.J./ Williamstown
77	Josh Polonio	OL	Rfr.	6-3/300	Diamond Bar, Calif./ Damien
78	Donald Davis	OL	Jr.	6-4/250	Glassboro, N.J./Glassboro
79	Chidozie Ekweozor	OL	Jr.	6-5/320	Spring Valley, Calif./Mount Miguel
80	Corey Reeder	WR	Rfr.	6-2/185	Browns Mills, N.J./ Pemberton Twp.
81	Joe Price	WR	So.	6-2/185	Havertown, Pa./Malvern Prep
82	Vinnie Gatti	WR	Fr.		
83	Chris Halcovage	WR	Jr.	5-11/200	Pottsville, Pa./ Nativity B.V.M.
84	Rian White	WR	So.	5-10/170	Warwick, N.Y./ Warwick Valley
85	Morgan Craig	TE	Fr.	6-4/255	Clarks Summit, Pa./ Abington Heights
86	Earnest Pettway	TE	Fr.	6-4/245	Long Beach, Calif./ Long Beach Poly
87	Clay Horne	WR	Fr.	6-6/220	St. Paul, Minn./ Lawrence Academy
88	Blaise Butler	DL	Sr.	6-6/255	Ardmore, Pa./Haverford School
89	Garrett Waller	WR	Fr.		
90	Antoine Lewis	DL	So.	6-3/270	Somers Point, N.J./ Mainland
92	Drew King	DL	Fr.		
93	Mark Hamilton	P/PK	Jr.	5-10/170	Gaithersburg, Md./Our Lady of Good Counsel
94	Joe Powden	DL	Fr.	6-3/230	Washington, D.C./ Maret School
95	Josh Lumer	DE	So.	6-3/225	Sherman Lakes, Calif./ Campbell Hall
97	Keelan Malone	DL	So.	6-2/230	Santa Monica, Calif./ Santa Monica
99	Rakim Cox	DL	So.	6-4/265	San Diego, Calif./ San Diego

William and Mary Tribe

Quick Facts

Location Williamsburg, Va.
 Enrollment 7,800
 Nickname Tribe
 Colors Green, Gold & Silver
 Website www.tribeathletics.com
 Stadium Walter J. Zable Stadium at Cary Field
 Stadium Capacity 12,259
 Stadium Surface Artificial Grass
 President W. Taylor Reveley, III
 Athletics Director Edward "Terry" Driscoll
 Head Coach Jimmye Laycock
 Head Coach Alma Mater, Year William and Mary, 1970
 Football Contact Pete Clawson, Assistant Athletics Director/Media Relations
 Football Contact Office Phone 757-221-3369
 Offensive Starters Returning/Lost 7/4
 Defensive Starters Returning/Lost 7/5



TRIBE HEAD COACH
JIMMYE LAYCOCK
31 SEASONS (1980-2010)

Collegiate Overall Record (Years) 208-145-2 (31 years)
Record at CAA Football Schools (Years) 208-145-2 (31 years)
Record in CAA Football Games (Years) 88-58 (31 years)

William and Mary Coaching Staff

Zbig Kepa Offensive Coordinator/Wide Receivers
 Scott Boone Defensive Coordinator/Linebackers
 Bob Solderitch Assistant Head Coach/Offensive Line
 Trevor Andrews Recruiting Coordinator/Defensive Line
 Dave Corley, Jr. Quarterbacks
 D.K. McDonald Defensive Backs
 Trey Henderson Video Coordinator/Defensive Backs
 Brendan Nugent Offensive Assistant/Running Backs
 John Bowes Defensive Assistant/Linebackers
 Mike Godsil Offensive Assistant/Tight Ends
 John Sauer Speed, Strength and Conditioning

2010 Results (8-4, 6-2 CAA)

Home Stadium: Zable Stadium (12,259)

Home: 5-1 Away: 3-3 vs. Top 25 (TSN/F): 4-1 vs. Top 25 (Coach): 4-1
 Total Home Attendance: 64,691 Average Home Attendance: 10,781

Sept. 4	{4/4}	*at Massachusetts [TCN/CSN-NE/COX11] {rv/rv}	L 23-27	10,072
Sept. 11	{11/14}	VMI	W 45-0	11,475
Sept. 18	{12/13}	at Old Dominion [CSN-MA/CSN-P] {rv/rv}	W 21-17	19,782
Sept. 25	{8/8}	*at Maine [WABI/CW]	W 24-21	5,990
Oct. 2	{7/7}	*Villanova [CSN-MA/MYPHL-17/CSN-NE/CSS/CSN-P] {1/2}	W 31-24	12,259
Oct. 9	{4/5}	*Rhode Island {rv/rv}	W 26-7	8,196
Oct. 23	{4/5}	*Delaware [TCN/CSN-NE/COX11] {2/2}	W 17-16	12,259
Oct. 30	{3/4}	at North Carolina [ESPN3]	L 17-21	51,000
Nov. 6	{4/5}	*at New Hampshire {8/8}	W 13-3	6,008
Nov. 13	{1/2}	*at James Madison {rv/rv}	L 24-30	16,733
Nov. 20	{6/6}	*Richmond [TCN/COX11] {18/20}	W 41-3	12,259
Dec. 4	{4/4}	Georgia Southern {20/22}	L 15-31	8,243


CAA Team's Coaches & Sports Network Rankings listed prior to Opponent/Opponent's Coaches & Sports Network Rankings listed after Opponent at time game was played

2011 Schedule

Date	Opponent	Location	Series Record
Sept. 3	at Virginia	Charlottesville, Va.	6-26-1
Sept. 10	at VMI	Lexington, Va.	52-33-2
Sept. 17	NEW HAVEN	Williamsburg, Va.	First Meeting
Sept. 24	*JAMES MADISON	Williamsburg, Va.	15-18
Oct. 1	*at Villanova	Villanova, Pa.	15-13-1
Oct. 8	*at Delaware	Newark, Del.	15-20
Oct. 15	*NEW HAMPSHIRE	Williamsburg, Va.	12-2
Oct. 22	*TOWSON	Williamsburg, Va.	7-0
Oct. 29	OPEN		
Nov. 5	*at Rhode Island	Kingston, R.I.	12-2
Nov. 12	*OLD DOMINION	Williamsburg, Va.	1-0
Nov. 19	*at Richmond	Richmond, Va.	60-55-5



William and Mary Tribe -- Top Returners



DANTE COOK
 FREDERICKSBURG, VA.
 STAFFORD HIGH SCHOOL

LB	5-11	213	JR
----	------	-----	----

YEAR	GP	S-A-Tackles	SK/TFL	Int	PBU	FF/FR
2009	14	13-15-28	0.0/0.0	0	1	0/1
2010	11	57-54-111	4.0/9.0	2	2	1/1
Career	25	70-69-139	4.0/9.0	2	3	1/2

-- Posted a breakout sophomore season, leading the team with 111 tackles en route to earning second-team all-conference honors


-- Ranked fourth in the CAA with 10.1 tackles per game. Also recorded 9.0 tackles for a loss, 4.0 sacks, two interceptions, a forced fumble, a fumble recover and six PBUs

-- Returned both of his interceptions for touchdowns, logging 134 interception return yards

-- Best performance of the season came in the win against Delaware when he registered 16 tackles (10 solo), 2.0 sacks and 3.0 tackles for a loss

-- Recorded eight stops and returned an interception 84 yards for a touchdown in the triumph against Villanova

-- Selected as a College Sporting News National All-Star and the Co-CAA Defensive Player of the Week following his effort against VU



JONATHAN GRIMES
 PALMYRA, N.J.
 PAUL VI HIGH SCHOOL

RB	5-10	201	SR
----	------	-----	----

YEAR	GP	No.	Yds	TD	Long	Avg/G	Avg/C
2008	11	164	929	7	67	84.45	5.66
2009	14	277	1294	9	61	92.43	4.67
2010	12	207	887	8	30	73.92	4.29
Career	37	648	3110	24	67	84.05	4.80

-- Enters his senior season as the most decorated CAA Football athlete ever having earned eight all-conference honors in his three seasons with the Tribe


-- Honored as the CAA Special Teams Player of the Year and garnered first-team all-league accolades as a running back and second-team distinction on special teams

-- Led the CAA and ranked 24th nationally with 135.0 all-purpose yards per game

-- Finished the year with 887 rushing yards on 207 carries (4.3 ypc) with eight touchdowns. Hauled in 28 catches for 260 yards and averaged 24.9 yards per kickoff return

-- Finished his junior year as W&M's all-time leader with 5,445 allpurpose yards, a figure that ranks ninth all-time in the CAA

-- Also ranks among the College's career top-10 lists in rushing yards (3,110 - third), rushing touchdowns (24 - fifth), rushing attempts (648 - second) and kickoff return yards (1,472 - third)



ALEX GOTTLIEB
 DELRAY BEACH, FLA.
 AMERICAN HERITAGE SCHOOL

TE	6-4	255	SR
----	-----	-----	----

YEAR	GP	No.	Yds	TD	Long	Avg/G	Avg/C
2008	9	5	84	0	30	9.33	16.80
2009	14	3	47	1	23	3.36	15.67
2010	11	34	350	3	24	31.82	10.29
Career	34	42	481	4	30	14.15	11.45


-- One of the nation's top tight ends, he garnered second-team All-America honors from The Sports Network

-- First-team all-conference selection after leading the league among tight ends with 34 catches for 350 yards and three touchdowns

-- Hauled in a touchdown catch in three of the final five games

-- Recorded a career-high seven catches for 70 yards in the season opener at UMass

-- Totaled five catches for 57 yards in the win at Old Dominion



B.W. WEBB
 NEWPORT NEWS, VA.
 WARWICK HIGH SCHOOL

DB	5-11	175	JR
----	------	-----	----

YEAR	GP	S-A-Tackles	SK/TFL	Int	PBU	FF/FR
2009	14	16-7-23	0.0/3.0	8	3	0/0
2010	12	24-18-42	0.0/0.5	1	5	0/0
Career	26	40-25-65	0.0/3.5	9	8	0/0

-- Selected to the All-CAA First Team as a cornerback and garnered second-team honors as a punt returner

-- Finished the season with 42 tackles, 0.5 TFL, an interception and six PBUs

-- Ranked second in the conference with 9.8 yards per punt return

-- Recorded his interception at Old Dominion, halting the Monarchs' final drive and equaled a career-high six tackles versus ODU

-- Posted a six-tackle performance in the season opener at UMass

-- Registered five tackles and a PBU at North Carolina

William and Mary Tribe -- Head Coach Jimmye Laycock

Playing Career

1967-69 College of William and Mary

Coaching Career

1970.....Offensive Coordinator, Newport News (Va.) High School
 1971-72 Graduate Assistant, Clemson University
 1973-74 Offensive Backfield, The Citadel
 1975-76 Quarterbacks, Memphis State University
 1977-79 Offensive Coordinator, Clemson University
 1980- Head Coach, College of William and Mary

Personal

Birthdate

February 6, 1948

Hometown

Hamilton, Va.

Alma Mater

William and Mary '70

Wife

Deidre Connelly

Children

Melanie, Michael, Mary Louise, James



Laycock's Year-By-Year Record

Year	School	Record	Conf./Finish	Postseason
1980	William and Mary	2-9		
1981	William and Mary	5-6		
1982	William and Mary	3-8		
1983	William and Mary	6-5		
1984	William and Mary	6-5		
1985	William and Mary	7-4		
1986	William and Mary	9-3		NCAA
1987	William and Mary	5-6		
1988	William and Mary	6-4-1		Epson Ivy Bowl
1989	William and Mary	8-3-1		NCAA
1990	William and Mary	10-3		NCAA Qtrs
1991	William and Mary	5-6		
1992	William and Mary	9-2		Epson Ivy Bowl
1993	William and Mary	9-3	7-1/1st (Mid-Atlantic)	NCAA
1994	William and Mary	8-3	6-2/T1st (Mid-Atlantic)	
1995	William and Mary	7-4	5-3/T3rd (Mid-Atlantic)	
1996	William and Mary	10-3	7-1/1st (Mid-Atlantic)	NCAA Qtrs
1997	William and Mary	7-4	4-4/T4th (Mid-Atlantic)	
1998	William and Mary	7-4	4-4/T2nd (Mid-Atlantic)	
1999	William and Mary	6-5	5-3/T4th	
2000	William and Mary	5-6	4-4/T4th	
2001	William and Mary	8-4	7-2/T1st	NCAA
2002	William and Mary	6-5	5-4/5th	
2003	William and Mary	5-5	4-4/6th	
2004	William and Mary	11-3	7-1/T1st (South)	NCAA Semis
2005	William and Mary	5-6	3-5/T3rd (South)	
2006	William and Mary	3-8	1-7/6th (South)	
2007	William and Mary	4-7	2-6/5th (South)	
2008	William and Mary	7-4	5-3/4th (South)	
2009	William and Mary	11-3	6-2/2nd (South)	NCAA Semis
2010	William and Mary	8-4	6-2/T1st	NCAA 2nd Round
William and Mary Totals		208-145-2 (.589)		
Career Record		208-145-2 (.589)		

All-Time William and Mary Coaching Records

Coach	Years	Record	Pct.	Conf.	Pct.
No Coach	1893-94, 01-02	5-4-2	.545		
R. Armstrong	1896	0-2	.000		
W.J. King	1897-98, 00	2-4	.250		
W.J. Burke	1899	2-3	.400		
H.J. Duvall	1903	3-3	.500		
J.M. Blanchard	1904-05, 10	7-11-1	.395		
James H. Barry	1906-07	8-11	.421		
G.E. O'Hearn	1908-09	9-10-1	.475		
W.J. Young	1911-12	1-11-1	.115		
D.W. Draper	1913-15	2-21	.087		
S.H. Hubbard	1916	2-5-2	.333		
H.J. Young	1917	3-5	.375		
V.M. Geddy	1918	0-1	.000		
J.G. Driver	1919-20	6-11	.353		
W.E. Fincher	1921	4-3-1	.563		
Bill Ingram	1922	6-3	.667		
J.W. Tasker	1923-27	31-17-2	.440		
Branch Bocock	1928-30, 36-37	26-20-3	.561		
John Kellison	1931-34, 38	24-24-2	.500		
Tommy Dowler	1935	3-4-3	.450		
Carl M. Voyles	1939-42	29-7-3	.782		
Rube McCray	1944-50	45-22-3	.664		
Marvin Bass	1951	7-3	.700		
Jack Freeman	1952-56	14-29-5	.344		
Milt Drewer	1957-63	21-46-2	.319		
Marv Levy	1964-68	23-25-2	.480		
Lou Holtz	1969-71	13-20	.394		
Jim Root	1972-79	39-48-1	.449		
Jimmye Laycock	1980-	208-145-2	.589	88-58	.603

William and Mary Tribe -- By The Numbers...

2011 Team Information

Total No. of Starters Returning: 15

Offense: 7

- OL - Matt Crisafi
- TE - Alex Gottlieb
- RB - Jonathan Grimes
- OL - James Johnson III
- WR - Ryan Moody
- OL - James Pagliaro
- OL - Mike Salazar

Defense: 7

- LB - Dante Cook
- DL - Marcus Hyde
- DL - Harold Robertson
- DB - Brian Thompson
- LB - Jake Trantin
- DB - B.W. Webb
- DB - Terrell Wells

Special Teams: 1

- PK - Drake Kuhn

Total No. of Starters Lost: 10

Offense: 4

- QB - Mike Callahan
- WR - Chase Hill
- OL - Keith Hill
- FB - Jimmy Hobson

Defense: 5

- DB - Ben Cottingham
- LB - Evan Francks
- DL - Bryan Jean-Pierre
- LB - Wes Steinman
- DL - Mike Stover

Special Teams: 1

- P - David Miller

NOTE: Special Teams include kickers and punters only.

2011 Newcomers

Name	Pos.	Ht./Wt.	Hometown/HS (Last School)
Mikal Abdual-Saboor	QB	5-10/214	Alpharetta, Ga./Alpharetta
Christian Brumbaugh	QB	6-2/191	McDonald, Pa./South Fayette
Jasper Coleman	DL	6-3/271	Richmond, Va./James River
Nick Easter	OL	6-3/286	Stafford, Va. Colonial Forge
Zack Fetters	QB/ATH	6-2/195	Montgomery Village, Md./Gaithersburg
Braxton Hicks	DE	6-3/215	Charlotte, N.C./Berry Academy
DeAndre Houston-Carson	DB	6-0/171	Woodford, Va./Massaponax
Anthony Johnson	WR	6-1/167	Fredericksburg, Va./Mountain View
Andrew Jones	OL	6-1/270	Naples, Fla./Naples
Tre McBride	WR	6-0/184	McDonough, Ga./Ola
Lou Petrocelli	OL	6-3/305	Norwood, N.J./Old Tappan
Luke Rhodes	LB	6-2/225	Hollidaysburg, Pa./Hollidaysburg Area
Jared Templeton	DL	6-3/284	Tyrone, Pa./Tyrone Area
Jared Velasquez	DB	6-0/195	Fairfax, Va./Robinson

Tribe Roster

No.	Name	Pos.	Cl.	Ht./Wt.	Hometown/HS (Last School)
2	B.W. Webb	CB	Jr.	5-11/175	Newport News, Va./Warwick
3	Jesse McNeal III	CB	Rfr.	5-11/180	Spotsylvania, Va./Riverbend
4	D.J. Mangas	WR	Sr.	6-1/194	Chantilly, Va./Paul VI
5	Tyler Bailey	WR	Jr.	6-1/195	Abingdon, Va./Abingdon
6	Michael Paulus	QB	Sr.	6-4/220	Syracuse, N.Y./Christian Brothers (North Carolina)
8	Terrell Wells	CB	Sr.	5-10/185	Louisa, Va./Louisa County
9	Ryan Moody	WR	Jr.	5-11/171	Ashburn, Va./Stone Bridge
10	Jabrel Mines	LB	Jr.	6-0/212	Doswell, Va./Caroline
11	Michael Graham	QB	So.	6-4/224	Charlottesville, Va./Monticello
12	Brent Caprio	QB	So.	6-1/212	Somers Point, N.J./Mainland
13	C.J. Thomas	WR	Jr.	6-2/215	Mount Airy, Md./Linganore
14	Airek Green	LB	So.	6-1/210	Chester, Va./Thomas Dale
16	Raphael Ortiz	QB	Rfr.	6-2/226	Rahway, N.J./St. Peter's Prep (N.J.)
16	Connor Farrell	QB	So.	6-0/178	Princeton Junction, N.J./West Windsor Plainsboro So.
17	Brett Fox	DB	So.	6-2/187	Laureldale, Pa./Muhlenberg Senior
18	Terrance Schmand	QB	Sr.	6-3/215	Buffalo, N.Y./St. Joseph's Collegiate
19	Bo Revell	TE	Rfr.	6-6/220	Haymarket, Va./Battlefield
21	Jarrell Cooper	RB	Rfr.	5-7/183	Newport News, Va./Woodside
22	Jerome Couplin III	S	So.	6-1/224	Upper Marlboro, Md./Bishop McNamara
24	Keith McBride	RB	Rfr.	6-0/210	Collierville, Tenn./Memphis Univ. School (Navy)
26	Ryan Smith	DB	So.	5-11/180	King George, Va./Blue Ridge Academy
27	Brian Thompson	S	Jr.	5-11/210	Somerset, N.J./Franklin
28	Ryan Woolfolk	WR	Sr.	5-11/200	Atlanta, Ga./Holy Innocents
29	Takeo "TK" Hester	CB	So.	5-9/180	Richmond, Va./Varina
30	Andy Topping	LB	Jr.	6-2/225	Suffolk, Va./Nansemond River
31	Jake O'Connor	S	Sr.	6-0/195	Richmond, Va./Douglas S. Freeman
32	Jake Trantin	LB	Sr.	6-1/235	Odenton, Md./Archbishop Spalding
33	Joey Brady	WR	Sr.	6-2/205	Pembroke Pines, Fla./Everglades
34	Jonathan Grimes	RB	Sr.	5-10/201	Palmyra, N.J./Paul VI
35	Dante Cook	LB	Jr.	5-11/213	Fredericksburg, Va./Stafford
36	Nick Downey	WR	Sr.	5-10/186	Lancaster, Pa./Lancaster Catholic
37	Kelly FitzGerald	WR	Jr.	5-10/162	Springfield, Va./Robert E. Lee
39	John Ribble	FB	Jr.	6-2/230	Salem, Va./Salem
40	Kyle O'Brien	FB	Sr.	6-0/240	Cockeysville, Md./McDonogh
40	Darnell Laws	RB	Rfr.	5-11/211	Sicklerville, N.J./Augustine Prep
41	Quincey September	LB	So.	6-3/192	Kwazulu Natal, South Africa/Saint Anne's Belfield
42	Ivan Tagoe	S	Rfr.	6-0/220	Burtonsville, Md./Paint Branch
43	T.J. Ptachick	FB	Jr.	6-2/225	Williamsburg, Va./Lafayette
44	Meltoya Jones	RB	Jr.	5-9/215	Hampton, Va./Tabb
45	Paul Amakihie	DE	So.	6-3/245	Manalapan, N.J./Freehold Township
47	Ethan Lee	DB	Jr.	5-11/182	Buckingham, Va./Buckingham County
48	Sean Ballard	WR	Rfr.	5-11/177	Plano, Texas/Plano West
49	Matthew Pocta	LB	Rfr.	6-0/230	Hanover, Va./Hanover
51	Callen Larus	OL	So.	6-3/262	Middleton, Va./Middlethian
52	Marcus Doe	DE	Sr.	6-3/242	Manassas, Va./Osborn
53	Keli Doe	DT	Rfr.	6-1/320	Burke, Va./Lake Braddock
54	Ben Casper	LB	So.	6-1/225	Centerville, Va./Westfield
55	Alex Goodman	LB	Rfr.	6-0/215	Fredericksburg, Va./Brooke Point
58	Bryan Stinnie	DL	So.	6-4/250	Troy, Va./Saint Anne's Belfield
59	George Beerhalter	DL	Rfr.	6-6/265	Pittsburgh, Pa./Montour
60	Robert Gumbita	OL	Jr.	6-5/300	Mount Pleasant, Pa./Mount Pleasant
61	Trevor Springman	OL	So.	6-4/290	Lansdowne, Va./Stone Bridge
62	Jake Franklin	OL	Rfr.	6-4/263	New Bern, N.C./New Bern
64	Jason Faipler	OL	So.	6-4/271	Erie, Pa./Cathedral Prep
67	Baron Goodman	OL	Rfr.	6-3/284	Smithfield, Va./Nansemond-Suffolk Acad.
68	James Pagliaro	OL	Sr.	6-3/284	Schnecksville, Pa./Parkland
69	Nick Zaremba	DL	Jr.	6-2/240	Fredericksburg, Va./Stafford
70	Alex Berry	OL	Rfr.	6-4/275	Roanoke, Va./Cave Spring
71	Dan Donker	OL	Sr.	6-3/311	Gibbsboro, N.J./Eastern
73	James Johnson III	OL	So.	6-1/299	Covington, Ga./Eastside
74	Mike Salazar	OL	Jr.	6-5/296	Lawrenceville, N.J./The Hun School
75	Matt Crisafi	OL	So.	6-4/302	Marietta, Ga./Blessed Trinity
80	John Carpenter	K/P	Rfr.	6-1/190	Cumberland, Md./Allegany
82	Robert Asmar	TE	So.	6-3/219	Alexandria, Va./St. Stephens & St. Agnes
84	Dalton Boyd	WR	Rfr.	5-11/177	Winchester, Va./Sherando
85	Nolan Kearney	TE	Jr.	6-4/250	Glenmoore, Pa./Downingtown West
86	Alex Gottlieb	TE	Sr.	6-4/255	Delray Beach, Fla./American Heritage School
89	Jordan King	WR/DB	Rfr.	5-10/185	Stafford, Va./Mountain View
90	Samuel Johnson III	DE	So.	6-1/250	Fredericksburg, Va./Courtland
91	Chris Johnson	DE	Jr.	6-3/240	Virginia Beach, Va./Tallwood
93	Kadeem Lyttle	DE	Rfr.	6-2/235	Brooklyn, N.Y./Lawrenceville Prep
95	Mike Reilly	DL	Rfr.	6-4/260	Old Tappan, N.J./Northern Valley Regional
96	Sean Kroeger	P	Jr.	6-2/160	New Providence, N.J./New Providence
96	Stephen Sinnott	DL	Rfr.	6-3/240	Lansdale, Pa./La Salle
97	Drake Kuhn	PK	So.	5-10/185	Williamsburg, Va./Lafayette
98	Brennen Glover	DT	So.	6-4/285	Charlotte, N.C./Ardrey Kell
99	Harold Robertson II	DT	Sr.	6-2/300	Richmond, Va./Hermitage
	Levi Cohen	FB	Rfr.	5-11/215	Bedford, N.Y./Paramus Catholic
	Moyosore Oluleye	LB	Rfr.	5-10/200	Lititz, Pa./Manheim Township

2010 CAA Football Standings

TEAMS	-----CONFERENCE-----				-----OVERALL-----				Home	Away	Neutral	Streak
	W-L	Pct.	PF	PA	W-L	Pct.	PF	PA				
Delaware*#5%	6-2	.750	227	119	12-3	.800	418	181	9-1	3-1	0-1	Lost 1
William and Mary*#	6-2	.750	199	131	8-4	.667	297	200	5-1	3-3	--	Lost 1
Villanova#5	5-3	.625	223	139	9-5	.643	431	269	4-1	5-4	--	Lost 1
New Hampshire#	5-3	.625	194	127	8-5	.615	322	214	4-1	3-4	1-0	Lost 1
Richmond	4-4	.500	90	152	6-5	.545	171	226	5-1	1-4	--	Lost 1
Massachusetts	4-4	.500	198	207	6-5	.545	292	277	3-2	3-2	0-1	Lost 2
Rhode Island	4-4	.500	165	186	5-6	.455	217	268	4-1	1-5	--	Won 1
James Madison	3-5	.375	116	136	6-5	.545	195	162	3-3	3-2	--	Won 2
Maine	3-5	.375	152	205	4-7	.364	197	269	1-4	3-3	--	Lost 1
Towson	0-8	.000	97	259	1-10	.091	171	379	1-4	0-6	--	Lost 9

* - CAA Football Champion
 # - NCAA Division I Football Championship Participant
 \$ - NCAA Division I Football Championship Semifinalist
 % - NCAA Division I Football Championship Finalist

2010-11 NCAA Division I Football Championships



Pizza Hut Park
 Frisco, Texas
 7 p.m. - ESPN2/ESPN2HD



* denotes host institution
 First round, Second round, Quarterfinal and Semifinal games will be played on campus sites

2010 CAA Football All-Conference Teams

2010 CAA Football Major Awards

(as voted on by the head coaches)

OFFENSIVE PLAYER OF THE YEAR

Pat Devlin, Delaware, Sr., QB, Downingtown, Pa.

DEFENSIVE PLAYERS OF THE YEAR

Tyler Holmes, Massachusetts, Jr., LB, Blacksburg, Va.

Eric McBride, Richmond, Sr., LB, Richmond, Va.

SPECIAL TEAMS PLAYER OF THE YEAR

Jonathan Grimes, William and Mary, Jr., KR, Palmyra, N.J.

OFFENSIVE ROOKIE OF THE YEAR

Andrew Pierce, Delaware, Fr., RB, Bridgeton, N.J.

DEFENSIVE ROOKIE OF THE YEAR

Stephon Robertson, James Madison, Fr., LB, Alexandria, Va.

COACH OF THE YEAR

Joe Trainer, Rhode Island, Two Seasons

2010 All-CAA Football First Team

(as voted on by the head coaches)

OFFENSE

Position	Player	School	Class
QB	Pat Devlin	Delaware	Senior
RB	Jonathan Grimes	William and Mary	Junior
RB	Andrew Pierce	Delaware	Freshman
FB/HB	Kendall Gaskins	Richmond	Sophomore
FB/HB	Jimmy Hobson	William and Mary	Senior
WR	Terrance Fox	New Hampshire	Senior
WR	Tre Gray	Richmond	Junior
WR	Anthony Nelson	Massachusetts	Senior
WR	Norman White	Villanova	Junior
TE	Alex Gottlieb	William and Mary	Junior
OL	Brant Clouser	Villanova	Senior
OL	Gino Gradkowski	Delaware	Junior
OL	Keith Hill, Jr.	William and Mary	Senior
OL	Ben Ijalana	Villanova	Senior
OL	Greg Niland	Massachusetts	Senior
PK	Wil Kamin	Richmond	Sophomore
KR	Travis Hurd	Rhode Island	Freshman
PR	Justin Rogers	Richmond	Senior

DEFENSE

Position	Player	School	Class
DL	Victor Adesanya	Rhode Island	Senior
DL	Ronnell Brown	James Madison	Senior
DL	Brian McNally	New Hampshire	Junior
DL	Martin Parker	Richmond	Senior
LB	Tyler Holmes	Massachusetts	Junior
LB	Marquis Kirkland	Villanova	Senior
LB	Eric McBride	Richmond	Senior
LB	Terence Thomas	Villanova	Senior
CB	Justin Rogers	Richmond	Senior
CB	Dino Vasso	New Hampshire	Senior
CB	B.W. Webb	William and Mary	Sophomore
S	Anthony Bratton	Delaware	Senior
S	Hugo Souza	New Hampshire	Senior
P	David Miller	William and Mary	Senior

2010 All-CAA Football Second Team

(as voted on by the head coaches)

OFFENSE

Position	Player	School	Class
QB	Chris Whitney	Villanova	Senior
RB	Jonathan Hernandez	Massachusetts	Junior
RB	Jamal Sullivan	James Madison	Senior
FB/HB	Tyler Wharton	Towson	Junior

WR	Ryan Moody	William and Mary	Sophomore
WR	Hakeem Moore	Towson	Senior
WR	Julian Talley	Massachusetts	Junior
TE	Derek Buttles	Maine	Junior
OL	Roane Babington	James Madison	Junior
OL	Drew Lachenmayer	Richmond	Senior
OL	Rob McDowell	Delaware	Junior
OL	Seth Price	New Hampshire	Senior
OL	Theo Sherman	James Madison	Senior
PK	Mike Perry	Delaware	Junior
KR	Jonathan Grimes	William and Mary	Junior
PR	B.W. Webb	William and Mary	Sophomore

DEFENSE

Position	Player	School	Class
DL	Siddiq Haynes	Delaware	Senior
DL	Marcus Hyde	William and Mary	Junior
DL	Yaky Ibia	Towson	Senior
DL	Michael Stover	William and Mary	Senior
LB	Dante Cook	William and Mary	Sophomore
LB	Matt Evans	New Hampshire	Sophomore
LB	Matt Hansen	Rhode Island	Senior
LB	Matt Marcorelle	Delaware	Senior
CB	Tyrone Grant	Delaware	Senior
CB	Anthony Walters	Delaware	Senior
S	Fred Maldonado	Villanova	Senior
S	Jerron McMillian	Maine	Junior
P	Dominic Scarnecchia	Villanova	Junior

2010 All-CAA Football Third Team

(as voted on by the head coaches)

OFFENSE

Position	Player	School	Class
QB	R.J. Toman	New Hampshire	Senior
RB	Aaron Ball	Villanova	Senior
RB	John Griffin	Massachusetts	Senior
RB	Dontra Peters	New Hampshire	Sophomore
WR	Anthony Baskerville	Rhode Island	Junior
WR	Chase Hill	William and Mary	Senior
WR	Derek Session	Maine	Junior
TE	Colin Naugle	Delaware	Junior
OL	Shea Allard	Delaware	Junior
OL	Kyle Bogumil	Rhode Island	Junior
OL	Jason Foster	Rhode Island	Junior
OL	Chris Howley	Maine	Sophomore
OL	James Pagliaro	William and Mary	Junior
OL	Dan Shirey	Villanova	Sophomore
PK	Mike MacArthur	New Hampshire	Freshman
KR	Steven Barker	Maine	Senior
PR	Dae'Quan Scott	James Madison	Freshman

DEFENSE

Position	Player	School	Class
DL	Michael Atunrase	Delaware	Junior
DL	Frank Beltre	Towson	Sophomore
DL	Antoine Lewis	Villanova	Freshman
DL	Thomas Weaver	Villanova	Senior
DL	Steve Young	New Hampshire	Senior
LB	Donte Blakey	Towson	Senior
LB	Donte Dennis	Maine	Junior
LB	Stephon Robertson	James Madison	Freshman
LB	Paul Worrirow	Delaware	Sophomore
CB	James Pitts	Villanova	Junior
CB	Jarrod Williams	Rhode Island	Senior
S	John Dempsey	Villanova	Senior
S	Darryl Jones	Delaware	Senior
P	Ed Wagner	Delaware	Senior

Active Players in italics

2010 CAA Football All-Americans

The Sports Network All-Americans

OFFENSE

Team	Position	Player	School	Class
First Team	OT	Ben Ijalana	Villanova	Senior
<i>Second Team</i>	<i>TE</i>	<i>Alex Gottlieb</i>	<i>William and Mary</i>	<i>Junior</i>
Second Team	OT	Keith Hill, Jr.	William and Mary	Senior
<i>Third Team</i>	<i>RB</i>	<i>Andrew Pierce</i>	<i>Delaware</i>	<i>Freshman</i>
<i>Third Team</i>	<i>FB</i>	<i>Kendall Gaskins</i>	<i>Richmond</i>	<i>Sophomore</i>

DEFENSE

Team	Position	Player	School	Class
First Team	DT	Martin Parker	Richmond	Senior
<i>First Team</i>	<i>LB</i>	<i>Tyler Holmes</i>	<i>Massachusetts</i>	<i>Junior</i>
<i>Second Team</i>	<i>LB</i>	<i>Matt Evans</i>	<i>New Hampshire</i>	<i>Sophomore</i>
Second Team	LB	Eric McBride	Richmond	Senior
Second Team	CB	Dino Vasso	New Hampshire	Senior
Third Team	CB	Justin Rogers	Richmond	Senior
Third Team	S	Anthony Bratton	Delaware	Senior
Third Team	P	David Miller	William and Mary	Senior

American Football Coaches Association All-Americans

OFFENSE

Team	Position	Player	School	Class
First Team	OL	Ben Ijalana	Villanova	Senior

DEFENSE

Team	Position	Player	School	Class
First Team	DL	Martin Parker	Richmond	Senior
<i>First Team</i>	<i>LB</i>	<i>Tyler Holmes</i>	<i>Massachusetts</i>	<i>Junior</i>
First Team	LB	Eric McBride	Richmond	Senior
First Team	DB	Dino Vasso	New Hampshire	Senior
First Team	P	David Miller	William and Mary	Senior

Walter Camp Foundation All-Americans

OFFENSE

Team	Position	Player	School	Class
First Team	OL	Ben Ijalana	Villanova	Senior

DEFENSE

Team	Position	Player	School	Class
First Team	DL	Martin Parker	Richmond	Senior
<i>First Team</i>	<i>LB</i>	<i>Matt Evans</i>	<i>New Hampshire</i>	<i>Sophomore</i>

Associated Press All-Americans

OFFENSE

Team	Position	Player	School	Class
First Team	OL	Ben Ijalana	Villanova	Senior
Third Team	QB	Pat Devlin	Delaware	Senior

DEFENSE

Team	Position	Player	School	Class
First Team	DL	Martin Parker	Richmond	Senior
<i>First Team</i>	<i>LB</i>	<i>Tyler Holmes</i>	<i>Massachusetts</i>	<i>Junior</i>
<i>Second Team</i>	<i>LB</i>	<i>Matt Evans</i>	<i>New Hampshire</i>	<i>Sophomore</i>
Second Team	DB	Dino Vasso	New Hampshire	Senior
Second Team	P	David Miller	William and Mary	Senior
Third Team	DB	Justin Rogers	Richmond	Senior
Third Team	DB	Anthony Bratton	Delaware	Senior
Third Team	DB	Anthony Walters	Delaware	Senior

College Sporting News Sweet 63 All-Americans

INDIVIDUAL WINNERS

Honor	Name	School	Class
Offensive Player of the Year	Ben Ijalana	Villanova	Senior
Lineman of the Year	Ben Ijalana	Villanova	Senior
<i>Freshman of the Year</i>	<i>Andrew Pierce</i>	<i>Delaware</i>	<i>Freshman</i>

OFFENSE

Team	Position	Player	School	Class
First Team	OT	Ben Ijalana	Villanova	Senior
First Team	OG	Brant Clouser	Villanova	Senior
First Team	QB	Pat Devlin	Delaware	Senior
<i>First Team</i>	<i>RB</i>	<i>Andrew Pierce</i>	<i>Delaware</i>	<i>Freshman</i>
First Team	AP	Matt Szczur	Villanova	Senior

DEFENSE

Team	Position	Player	School	Class
<i>First Team</i>	<i>DE</i>	<i>Brian McNally</i>	<i>New Hampshire</i>	<i>Junior</i>
First Team	DT	Martin Parker	Richmond	Senior
<i>First Team</i>	<i>LB</i>	<i>Matt Evans</i>	<i>New Hampshire</i>	<i>Sophomore</i>
<i>First Team</i>	<i>LB</i>	<i>Tyler Holmes</i>	<i>Massachusetts</i>	<i>Junior</i>
First Team	LB	Marquis Kirkland	Villanova	Senior
First Team	LB	Eric McBride	Richmond	Senior
First Team	CB	Anthony Walters	Delaware	Senior
First Team	S	Anthony Bratton	Delaware	Senior

Active Players in italics

2010 CAA Football In The Polls

Sports Network/Fathead.com Top 25 (Final)			FCS Coaches Top 25 (Final)			CONFERENCE RANKINGS (Final)				
No.	Team	Record	Points	No.	Team	Record	Points	SN/F	Coaches	
1.	Eastern Washington (121)	13-2	3,049	1.	Eastern Washington (25)	13-2	625			
2.	Delaware (1)	12-3	2,928	2.	Delaware	12-3	600	Big Sky	3	
3.	Villanova	9-5	2,765	3.	Villanova	9-5	553	Eastern Washington, Montana, Montana State		
4.	Appalachian State	10-3	2,453	4.	Appalachian State	10-3	528	Big South	1	
5.	Georgia Southern	10-5	2,440	5.	Wofford	10-3	489	Liberty		
6.	Wofford	10-3	2,297	6.	Georgia Southern	10-5	465	CAA Football	4	
7.	New Hampshire	8-5	2,063	7.	New Hampshire	8-5	438	Delaware, New Hampshire, Villanova, William and Mary		
8.	Stephen F. Austin	9-3	1,962	8.	William and Mary	8-4	414	Great West	1	
9.	North Dakota State	9-5	1,923	9.	North Dakota State	9-5	404	Cal Poly		
10.	William and Mary	8-4	1,901	10.	Stephen F. Austin	9-3	382	Ivy	1	
11.	Montana State	9-3	1,789	11.	Montana State	9-3	535	Penn		
12.	Jacksonville State	9-3	1,721	12.	Jacksonville State	9-3	349	Mid-Eastern Athletic	2	
13.	Southeast Missouri State	9-3	1,702	13.	Southeast Missouri State	9-3	346	Bethune-Cookman, South Carolina State		
14.	Lehigh	10-3	1,369	14.	Lehigh	10-3	281	Missouri Valley Football	3	
15.	Bethune-Cookman	10-2	1,209	15.	Bethune-Cookman	10-2	249	North Dakota State, Northern Iowa, Western Illinois		
16.	South Carolina State	9-3	1,139	16.	Penn	9-1	220	Ohio Valley	2	
17.	Western Illinois	8-5	1,076	17.	South Carolina State	9-3	203	Jacksonville State, Southeast Missouri State		
18.	Penn	9-1	1,003	18.	Northern Iowa	7-5	194	Patriot	1	
19.	Northern Iowa	7-5	910	19.	Liberty	8-3	193	Lehigh		
20.	Montana	7-4	751	20.	Western Illinois	8-5	172	Pioneer	2	
21.	Liberty	8-3	565	21.	Montana	7-4	146	Dayton, Jacksonville		
22.	Jacksonville	10-1	515	22.	Jacksonville	10-1	123	Southwest Athletic	1	
23.	Grambling State	9-2	377	23.	Cal-Poly	7-4	92	Grambling State		
24.	Cal Poly	7-4	315	24.	Grambling State	9-2	66	Southern	3	
25.	Dayton	10-1	245	25.	Dayton	10-1	56	Appalachian State, Georgia Southern, Wofford		
Others receiving votes: Robert Morris 230, Coastal Carolina 152, Texas Southern 138, Richmond 133 , James Madison 92 , Southern Utah 82, Massachusetts 77 , Florida A&M 74, Jackson State 27, Central Arkansas 27, Old Dominion 20, Sacramento State 18, Chattanooga 17, UC Davis 16, McNeese State 15, Northern Arizona 14, Elon 8, Eastern Kentucky 7, Weber State 7, Harvard 6, Yale 5, Colgate 5, Murray State 4, Illinois State 3, Rhode Island 3 , Indiana State 2, Stony Brook 1.			Others receiving votes: Robert Morris (42), Coastal Carolina (35), Richmond (19) , Southern Utah (18), Texas Southern (15), Florida A&M (14), Massachusetts (13) , Central Arkansas (12), Northern Arizona (4), Sacramento State (4), McNeese State (3), James Madison (2) , Illinois State (1), UC Davis (1), Weber State (1)			Southern			1	1
						Southland			1	1
						Stephen F. Austin				

2010 Week-By-Week/Team-By-Team Top-25 Breakdown

(Sports Network-Fathead.com/FCS Coaches)

	UD	JMU	UM	UMass	UNH	URI	UR	TU	VU	WM
Pre	16/19	15/15	rv/rv	rv/rv	10/9	-/-	6/6	-/-	1/1	4/4
Sept. 6	16/17	12/11	-/-	18/20	6/5	-/-	7/7	-/-	2/4	11/14
Sept. 13	11/12	3/3	rv/-	16/15	8/8	-/-	9/9	-/-	1/2	12/13
Sept. 20	7/6	3/3	-/-	11/9	16/18	rv/-	5/5	-/-	1/2	8/8
Sept. 27	5/5	3/3	-/-	8/8	14/15	-/-	11/12	-/-	1/2	7/7
Oct. 4	2/2	7/6	rv/-	8/8	22/23	rv/rv	11/11	-/-	6/7	4/5
Oct. 11	2/2	7/6	rv/-	8/8	16/15	-/-	20/19	-/-	6/7	4/5
Oct. 18	2/2	11/11	-/-	12/12	10/9	-/-	16/15	-/-	6/6	4/5
Oct. 25	6/6	15/15	-/-	18/18	10/9	-/-	14/14	-/-	5/5	3/4
Nov. 1	5/4	22/23	-/-	15/15	8/8	-/-	20/22	-/-	3/3	4/5
Nov. 8	2/1	rv/rv	-/-	14/13	17/15	rv/-	21/23	-/-	9/9	1/2
Nov. 15	1/1	rv/rv	-/-	19/19	14/13	-/-	18/20	-/-	15/15	6/6
Nov. 21	5/5	rv/rv	-/-	rv/rv	11/10	rv/-	rv/rv	-/-	10/11	4/4
Final	2/2	rv/rv	-/-	rv/rv	7/7	rv/-	rv/rv	-/-	3/3	10/8

2010 CAA Football Versus The Nation

2010 CAA FOOTBALL NON-CONFERENCE RECORD

[24-14 (.632)]

Conference	----- 2010 -----			2009	Pct.
	Games	W-L	Pct.		
ACC (FBS)	3	1-2	.333	2-2	.500
<i>Virginia 34, Richmond 13; James Madison 21, Virginia Tech 16; North Carolina 21, William and Mary 17</i>					
Big East (FBS)	2	0-2	.000	0-2	.000
<i>Pittsburgh 38, New Hampshire 16; Syracuse 38, Maine 14</i>					
Big Sky (FCS)	2	0-2	.000	2-0	1.000
<i>Eastern Washington 41, Villanova 31; Eastern Washington 20, Delaware 19</i>					
Big South (FCS)	5	5-0	1.000	6-0	1.000
<i>Towson 47, Coastal Carolina 45 (5OT); William and Mary 45, VMI 0; James Madison 10, Liberty 3; Massachusetts 26, Stony Brook 21; Richmond 41, Coastal Carolina 19</i>					
Big Ten (FBS)	2	0-2	.000	0-1	.000
<i>Indiana 51, Towson 17; Michigan 42, Massachusetts 37</i>					
Big 12 (FBS)		---	---	0-1	.000
FBS Independents		---	---	0-1	.000
FCS Independents	1	1-0	1.000	---	---
<i>William and Mary 21, Old Dominion 17</i>					
Ivy League (FCS)	3	2-1	1.000	2-1	.667
<i>Columbia 24, Towson 10; Villanova 22, Penn 10; Rhode Island 27, Brown 24 (1OT)</i>					
Mid-American (FBS)	2	0-2	.000	2-1	.667
<i>Buffalo 31, Rhode Island 0; Temple 31, Villanova 24</i>					
Mid-Eastern (FCS)	1	1-0	1.000	2-1	.667
<i>New Hampshire 45, Bethune-Cookman 20</i>					
Missouri Valley (FCS)	1	1-0	1.000	1-4	.500
<i>Delaware 26, South Dakota State 3</i>					
Northeast (FCS)	4	3-1	.750	4-1	.800
<i>Albany 3, Maine 0; New Hampshire 33, Central Connecticut State 3; Maine 31, Monmouth 23; Delaware 30, Duquesne 6</i>					
Patriot (FCS)	5	4-1	.800	4-1	.800
<i>Villanova 35, Lehigh 0; Massachusetts 31, Holy Cross 7; Fordham 27, Rhode Island 25; New Hampshire 31, Lehigh 10; Delaware 42, Lehigh 20</i>					
Pioneer (FCS)	1	1-0	1.000	---	---
<i>James Madison 48, Morehead State 7</i>					
Southern (FCS)	4	3-1	.750	1-1	.500
<i>Richmond 27, Elon 21 (1OT); Georgia Southern 31, William and Mary 15; Villanova 42, Appalachian State 24; Delaware 27, Georgia Southern 10</i>					
Southland (FCS)	1	1-0	1.000	1-0	1.000
<i>Villanova 54, Stephen F. Austin 24</i>					
Division II	1	1-0	1.000	2-0	1.000
<i>Delaware 31, West Chester 0</i>					
CAA Football vs. FCS	28	22-6	.786	23-6	.793

2010 CAA FOOTBALL NON-CONFERENCE RECORD

(Since 2002)

Year	----- Overall -----			----- Playoffs -----	
	Games	W-L	Pct.	W-L	Pct.
2002	36	24-12	.667	3-3	.500
2003	36	24-12	.667	4-1	.800
2004	47	32-15	.681	8-3 (2 CAAFB matchups)	.727
2005	40	25-15	.625	2-2	.500
2006	39	24-15	.615	4-3 (1 CAAFB matchup)	.571
2007	47	30-17	.638	6-5	.545
2008	54	34-20	.630	8-4 (1 CAAFB matchup)	.667
2009	43	29-14	.674	8-3 (2 CAAFB matchups)	.727
2010	38	24-14	.632	6-4 (1 CAAFB matchup)	.600
TOTALS	380	246-134	.647	49-28 (7 CAAFB matchups)	.636

CAA FOOTBALL ALL-TIME VICTORIES OVER BCS/FBS OPPONENTS

(Since NCAA I-A "BCS/FBS" & I-AA "FCS" Division in 1978)

YEAR	CAA Football School	BCS/FBS Opponent	Score	Date
1978	Massachusetts	Boston College	27-0	Nov. 5
1984	Massachusetts	Ball State	26-10	Sept. 1
1986	Delaware	Navy	27-14	Nov. 15
1989	Delaware	Navy	10-9	Nov. 18
1991	Delaware	Navy	29-25	Oct. 26
1992	Delaware	Navy	37-21	Oct. 24
1994	Boston Univ.	Army	21-12	Nov. 12
1998	William and Mary	Temple (BCS)	45-38	Oct. 3
1999	Connecticut	Buffalo	23-0	Sept. 18
2000	Northeastern	Connecticut	35-27	Sept. 23
2000	Richmond	Arkansas State	30-27	Sept. 30
2000	Rhode Island	Connecticut	26-21	Nov. 11
2002	Villanova	Rutgers (BCS)	37-19	Aug. 31
2002	Northeastern	Ohio	31-0	Sept. 7
2003	Villanova	Temple (BCS)	23-20	Sept. 6
2003	Delaware	Navy	21-17	Oct. 25
2004	New Hampshire	Rutgers (BCS)	35-24	Sept. 11
2004	Maine	Mississippi State (BCS)	9-7	Sept. 18
2006	Richmond	Duke (BCS)	13-0	Sept. 2
2006	New Hampshire	Northwestern (BCS)	34-17	Sept. 9
2007	New Hampshire	Marshall	48-35	Sept. 15
2007	Delaware	Navy	59-52	Oct. 27
2008	New Hampshire	Army	28-10	Sept. 6
2009	Villanova	Temple	27-24	Sept. 3
2009	William and Mary	Virginia (BCS)	26-14	Sept. 5
2009	Richmond	Duke (BCS)	24-16	Sept. 5
2009	New Hampshire	Ball State	23-16	Sept. 12
2010	James Madison	Virginia Tech (BCS)	21-16	Sept. 11

CAA Football vs. BCS/FBS (Since NCAA Division - 1978) **28-120 (.189)**

2010 CAA FOOTBALL RED ZONE TOUCHDOWN RANKINGS

OFFENSE

Team	TDs-Chances	Rush-Pass	Success Pct.
Villanova	38-56	24-14	.679
James Madison	18-29	17-1	.621
Massachusetts	32-55	15-17	.582
New Hampshire	25-43	11-14	.581
Maine	19-34	10-9	.559
Richmond	15-29	11-4	.517
William and Mary	24-47	13-11	.511
Delaware	32-63	19-13	.508
Rhode Island	18-40	11-7	.450
Towson	10-27	6-4	.370

DEFENSE

Team	TDs-Chances	Rush-Pass	Success Pct.
James Madison	11-36	4-7	.306
Delaware	18-39	6-12	.462
Villanova	19-40	11-8	.475
Maine	23-46	11-12	.500
Rhode Island	20-39	13-7	.513
William and Mary	18-35	15-3	.514
New Hampshire	21-39	11-10	.538
Massachusetts	25-40	13-12	.625
Richmond	25-39	15-10	.641
Towson	34-51	24-10	.667

2010 CAA FOOTBALL/NCAA STATISTICAL RANKINGS

(NCAA Rankings are based on a total of 120 FCS programs)

OFFENSE

Team	Rushing	Passing	Total	Scoring
Delaware	2/27	3/41	2/19	2/37
James Madison	3/36	10/108	9/98	8/101
Maine	7/74	5/64	6/84	7/98
Massachusetts	4/41	1/22	1/14	3/46
New Hampshire	10/79	2/38	4/61	4/56
Rhode Island	5/60	7/78	7/88	6/90
Richmond	8/75	9/100	10/104	9/109
Towson	6/73	8/93	8/94	9/109
Villanova	1/20	6/75	3/43	1/22
William and Mary	9/78	4/43	5/66	5/57

DEFENSE

Team	Rushing	Passing	Total	Scoring
Delaware	2/12	3/26	1/5	1/1
James Madison	4/26	1/12	2/8	2/3
Maine	5/29	9/87	6/60	8/56
Massachusetts	9/86	6/37	7/61	9/63
New Hampshire	6/38	5/31	3/22	3/5
Rhode Island	3/25	10/103	10/73	7/55
Richmond	8/84	7/50	9/72	6/27
Towson	10/94	4/27	8/63	10/108
Villanova	1/7	8/85	5/34	5/19
William and Mary	7/54	2/24	4/30	4/6

2010 CAA FOOTBALL ATTENDANCE

School	Stadium	Seat Capacity	Games	Total Att.	Average Att.	Pct. of Seat Capacity
Delaware	Delaware Stadium	22,000	10	177,523	17,752.3	80.69
James Madison	Bridgeforth Stadium	15,694	6	99,584	16,597.3	105.76
Maine	Alfond Stadium	10,000	5	29,901	5,980.2	59.80
Massachusetts	McGuirk Stadium	17,000	5	65,023	13,004.6	76.50
New Hampshire	Cowell Stadium	6,500	5	38,669	7,733.8	118.98
Rhode Island	Meade Stadium	6,555	5	23,068	4,613.6	70.38
Richmond	Robins Stadium	8,700	6	51,400	8,566.7	98.47
Towson	Unitas Stadium	11,198	5	35,535	7,107.0	63.47
Villanova	Villanova Stadium	12,000	5	42,865	8,573.0	71.44
William and Mary	Zable Stadium	12,259	6	64,691	10,781.8	87.95

CAA FOOTBALL STATISTICAL TRENDS

Statistical trends in CAA Football since the league expanded in 2004 (Average/game)

Category	2004	2005	2006	2007	2008	2009	2010
Scoring Offense	28.1	28.6	24.0	27.8	26.9	24.4	22.6
Total Offense	377.9	395.6	344.1	377.0	354.9	339.6	341.0
Rushing Offense	156.6	172.7	147.5	169.7	159.3	145.5	153.7
Passing Offense	221.3	222.9	196.6	207.4	195.6	194.1	187.3
Percentage Run	41%	44%	43%	45%	45%	43%	45%
Percentage Pass	59%	56%	57%	55%	55%	57%	55%
Scoring Defense	25.3	23.9	21.6	25.8	24.9	22.6	20.4
Total Defense	356.7	355.9	327.0	362.9	345.7	324.0	329.9
Rushing Defense	142.9	149.3	139.1	159.4	155.8	126.3	136.4
Passing Defense	213.9	206.6	187.9	203.5	189.8	197.7	193.6
Percentage Run	40%	42%	43%	44%	45%	39%	41%
Percentage Pass	60%	58%	57%	56%	55%	61%	59%

--The national FCS average for scoring offense is 24.6 -- The Missouri Valley leads the nation at 28.3 points/game (CAA Football is tied for 12th out of 14).

--The national FCS average for total offense is 349.4 -- The Missouri Valley leads the nation at 391.2 yards/game (CAA Football is 9th out of 14).

2010 CAA FOOTBALL AVERAGE GAME TIMES

Team	# of Games	Avg. Game Time	Avg. # Off. Plays	Avg. # Def. Plays
Delaware	15	2:54	69.6	62.3
James Madison	11	2:50	60.0	63.5
Maine	11	2:56	63.4	68.7
Massachusetts	11	2:56	73.7	63.3
New Hampshire	13	2:54	70.5	67.7
Rhode Island	11	2:57	70.8	69.1
Richmond	11	3:01	62.6	68.5
Towson	11	2:59	66.8	67.4
Villanova	14	2:58	67.5	65.4
William and Mary	12	2:51	66.8	66.4
2010 TOTALS	79	2:56	67.1	66.2
2009 TOTALS	93	2:52	66.5	65.3
2008 TOTALS	103	2:54	65.4	65.5
2007 TOTALS	94	3:04	140.5	140.5
2006 TOTALS	88	2:47	63.0	63.0

2010 FCS National Averages **1317** **2:56** **67.3** **67.3**

CAA Football All-Time Records

CAA Football Record Last Five Seasons -- 2006-2010

(All Games)

Team	Wins	Losses	Ties	Pct.	Titles
Richmond	47	17	0	.734	2
Villanova	46	18	0	.719	1
New Hampshire	44	20	0	.688	0
James Madison	41	19	0	.683	1
Massachusetts	41	21	0	.661	2
Delaware	38	26	0	.594	1
William and Mary	33	26	0	.559	1
Maine	27	30	0	.474	0
Towson	16	40	0	.286	0
Rhode Island	16	40	0	.286	0

CAA Football Record Last 10 Seasons -- 2001-2010

(All Games)

Team	Wins	Losses	Ties	Pct.	Titles
Villanova	82	41	0	.667	2
Massachusetts	75	45	0	.625	3
New Hampshire	77	47	0	.621	1
Delaware	78	48	0	.619	3
James Madison	74	47	0	.612	2
William and Mary	66	49	0	.574	3
Richmond	67	54	0	.554	3
Maine	63	53	0	.543	2
Rhode Island	39	73	0	.348	0
*Towson	25	53	0	.321	0

* - Began league membership in 2004

2010 CAA Football Coaching Records

Coach, Team	COLLEGIATE OVERALL RECORD		ALL GAMES AT CAA SCHOOLS		CAA FOOTBALL GAMES ONLY	
	W-L-T	Pct.	W-L-T	Pct.	W-L-T	Pct.
K.C. Keeler, Delaware	162-63-1	.719	74-42	.638	42-32	.568
Mickey Matthews, James Madison	88-56	.611	88-56	.611	58-41	.586
Jack Cosgrove, Maine	97-108	.473	97-108	.473	66-81	.449
Kevin Morris, Massachusetts	35-43	.449	11-11	.500	7-9	.438
Sean McDonnell, New Hampshire	88-58	.603	88-58	.603	53-46	.535
Joe Trainer, Rhode Island	19-36	.345	6-16	.273	4-12	.250
Latrell Scott, Richmond	6-5	.545	6-5	.545	4-4	.500
Rob Ambrose, Towson	6-26	.188	3-19	.136	1-15	.063
Andy Talley, Villanova	216-125-2	.633	188-107-1	.637	112-75	.599
Jimmye Laycock, William and Mary	208-145-2	.589	208-145-2	.589	88-58	.603

CAA Football All-Time League Standings

(League games only)

Team	Wins	Losses	Ties	Pct.	Overall Titles	Shared Titles	Outright Titles	Last Title
Delaware	131	70	0	.652	9	7	2	2010
Massachusetts	233	134	4	.633	21	11	10	2007
William and Mary	88	58	0	.603	4	3	1	2010
Villanova	112	75	0	.599	5	4	1	2009
<i>Connecticut</i>	<i>158</i>	<i>115</i>	<i>10</i>	<i>.576</i>	<i>15</i>	<i>10</i>	<i>5</i>	<i>1989</i>
James Madison	84	63	0	.571	3	2	1	2008
New Hampshire	196	176	10	.526	12	4	8	2005
Richmond	94	107	0	.468	6	5	1	2009
Maine	169	207	7	.450	11	8	3	2002
<i>Boston University</i>	<i>71</i>	<i>89</i>	<i>0</i>	<i>.444</i>	<i>6</i>	<i>4</i>	<i>2</i>	<i>1993</i>
<i>Hofstra</i>	<i>31</i>	<i>44</i>	<i>0</i>	<i>.413</i>	<i>1</i>	<i>1</i>	<i>0</i>	<i>2001</i>
<i>Northeastern</i>	<i>52</i>	<i>87</i>	<i>0</i>	<i>.374</i>	<i>1</i>	<i>1</i>	<i>0</i>	<i>2002</i>
Rhode Island	129	251	7	.342	7	5	2	1985
<i>Vermont</i>	<i>27</i>	<i>63</i>	<i>2</i>	<i>.304</i>	<i>0</i>	<i>0</i>	<i>0</i>	<i>-----</i>
Towson	11	45	0	.196	0	0	0	-----

former league members in italics

Last Back-to-Back Champion: Massachusetts (2006-07) -- Shared with Richmond in 2007

Longest Title Streak: 5, Connecticut (1956-60)

Most Years Between Titles: 25, Rhode Island (1985-2010)

2010 CAA Football Weekly Honors

CAA FOOTBALL OFFENSIVE PLAYER OF THE WEEK

Sept. 6.....	Jonathan Hernandez, Massachusetts, RB
Sept. 13.....	Drew Dudzik, James Madison, QB
Sept. 20.....	Andrew Pierce, Delaware, RB
Sept. 27.....	R.J. Toman, New Hampshire, QB
Oct. 4.....	Steve Probst, Rhode Island, QB
Oct. 11.....	Pat Devlin, Delaware, QB
Oct. 18.....	Chris Whitney, Villanova, QB
Oct. 25.....	Jonathan Grimes, William and Mary, RB
Nov. 1.....	Chris Whitney, Villanova, QB
Nov. 8.....	Steve Probst, Rhode Island, QB
Nov. 15.....	Pat Devlin, Delaware, QB
Nov. 22.....	Mike Callahan, William and Mary, QB

CAA FOOTBALL SPECIAL TEAMS PLAYER OF THE WEEK

Sept. 6.....	Terrance Fox, New Hampshire, KR
Sept. 13.....	B.W. Webb, William and Mary, PR
Sept. 20.....	Casey Cooley, Richmond, DB
Sept. 27.....	Taveion Cuffee, James Madison, DB
Oct. 4.....	Brian Harvey, Maine, PK
Oct. 11.....	Mike Perry, Delaware, PK
Oct. 18.....	Ed Wagner, Delaware, P
Oct. 25.....	Travis Hurd, Rhode Island, KR
Oct. 25.....	Wil Kamin, Richmond, PK/P
Nov. 1.....	Steve Probst, Rhode Island, QB
Nov. 8.....	Caleb Violette, Massachusetts, PK/P
Nov. 8.....	Willie McGinnis, Rhode Island, DL
Nov. 15.....	Josh Roach, James Madison, LB
Nov. 22.....	Angelo Babbaro, Villanova, KR

CAA FOOTBALL DEFENSIVE PLAYER OF THE WEEK

Sept. 6.....	Tyler Holmes, Massachusetts, LB
Sept. 13.....	Anthony Bratton, Delaware, DB
Sept. 20.....	Victor Adesanya, Rhode Island, DL
Sept. 27.....	James Pitts, Villanova, DB
Sept. 27.....	Anthony Walters, Delaware, DB
Oct. 4.....	Dante Cook, William and Mary, LB
Oct. 4.....	Justin Rogers, Richmond, DB
Oct. 11.....	John Greer, New Hampshire, DB
Oct. 18.....	Matt Evans, New Hampshire, LB
Oct. 18.....	Eric McBride, Richmond, LB
Oct. 25.....	Matt Evans, New Hampshire, LB
Nov. 1.....	Tyler Holmes, Massachusetts, LB
Nov. 8.....	Tyler Holmes, Massachusetts, LB
Nov. 15.....	Eric McBride, Richmond, LB
Nov. 22.....	Matt Evans, New Hampshire, LB

CAA FOOTBALL ROOKIE OF THE WEEK

Sept. 6.....	Andrew Pierce, Delaware, RB
Sept. 13.....	Andrew Pierce, Delaware, RB
Sept. 13.....	Stephon Robertson, James Madison, LB
Sept. 20.....	Andrew Pierce, Delaware, RB
Sept. 27.....	Stephon Robertson, James Madison, LB
Oct. 4.....	Trevor Sasek, Delaware, QB
Oct. 11.....	Andrew Pierce, Delaware, RB
Oct. 18.....	Andrew Pierce, Delaware, RB
Oct. 25.....	Terrel Walker, Maine, RB
Nov. 1.....	Kyle Polk, Towson, LB
Nov. 8.....	Andrew Pierce, Delaware, RB
Nov. 15.....	Dae'Quan Scott, James Madison, QB
Nov. 22.....	Deontray Johnson, Rhode Island, KR

Career CAA Football Weekly Award Leaders

(Since 2007)

- 7 - Andrew Pierce (Delaware, RB)
- 6 - Jonathan Grimes (William and Mary, RB); Rodney Landers (James Madison, QB); Justin Rogers (Richmond, KR/DB)
- 5 - Scotty McGee (James Madison, KR)
- 4 - Pat Devlin (Delaware, QB); Justin Thorpe (James Madison, QB); Eric Ward (Richmond, QB)
- 3 - Jovan Belcher (Maine, DL); Matt Evans (New Hampshire, LB); Tyler Holmes, (Massachusetts, LB); Josh Jennings (Massachusetts, LB); Tom Manning (New Hampshire, PK); Eric McBride (Richmond, LB); Ricky Santos (New Hampshire, QB); Anthony Walters (Delaware, DB); B.W. Webb (William and Mary, DB); Chris Whitney (Villanova, QB)
- 2 - Angelo Babbaro (Villanova, KR); Liam Coen (Massachusetts, QB); Derek Cox (William and Mary, DB); Derek Hatcher (Richmond, PR); Jonathan Hernandez (Massachusetts, RB); Tim Hightower (Richmond, RB); Kareem Huggins (Hofstra, KR); Kyle Hunte (Northeastern, LB); Brock Jackolski, (Hofstra, RB); Terrence Klein (New Hampshire, LB); Joe Marcoux (Villanova, PK); Brian Pate (William and Mary, PK); Steve Probst (Rhode Island, QB); Stephon Robertson (James Madison, LB); Jon Striefsky (Delaware, PK); R.J. Toman (New Hampshire, QB); Adrian Tracy (William and Mary, DL); Jake Trantin (William and Mary, LB); Jared Turcotte (Maine, RB); Josh Vaughan (Richmond, RB); Gian Villante (Hofstra, LB); Griff Yancey (James Madison, RB)
- 1 - Adam Abramowitz (Richmond, DL); D.J. Adeoba (Massachusetts, LB); Victor Adesanya (Rhode Island, DL); R.J. Archer (William and Mary, QB); Peter Athens (Towson, QB); Aaron Ball (Villanova, RB); John Baranowsky (James Madison, DL); Justin Barnes (James Madison, LB); Nick Battle (Richmond, DL); Mike Boyle (New Hampshire, KR); Brian Bradford (Towson, LB); Anthony Bratton (Delaware, DB); Pushaun Brown (Maine, RB); Marcus Burley (Delaware, DB); Jerry Butler (Delaware, KR); Mike Callahan (William and Mary, QB); Derek Cassidy (Rhode Island, QB); Cory Christopher (Hofstra, QB); Cody Cipalla (Delaware, DB); John Clements (New Hampshire, KR); Dante Cook (William and Mary, LB); Casey Cooley (Richmond, DL); Omar Cuff (Delaware, RB); Taveion Cuffee (James Madison, DB); John Dempsey (Villanova, DB); Donte Dennis (Maine, LB); Cameron Dohse (William and Mary, WR); Drew Dudzik (James Madison, QB); Louis Feinstein (Rhode Island, PK); Joe Flacco (Delaware, QB); Terrance Fox (New Hampshire, KR); Matt Goff (James Madison, P); John Greer (New Hampshire, DB); John Griffin (Northeastern, RB); Stanley Gutierrez (Hofstra, LB); Darryl Hamilton (Richmond, DB); Brandyn Harvey (Villanova, WR); Kyle Havens (Massachusetts, QB); Brian Harvey (Maine, PK); David Hayes (Delaware, RB); Ryan Hinds (New Hampshire, DB); Stephen Howell (Richmond, DB); Markus Hunter (James Madison, DB); Travis Hurd (Rhode Island, KR); Devon Jackson (New Hampshire,

- LB); Chris Jeannot (New Hampshire, TE); Sean Jellison (New Hampshire, RB); Deontray Johnson (Rhode Island, KR); Mat Johnson (Northeastern, PK); Brandon Johnson-Farrell (Rhode Island, WR); Wil Kamin (Richmond, PK/P); Chris Koeplin (Massachusetts, PK); Tim Kukucka (Villanova, DL); Sherman Logan (Richmond, DL); Fred Maldonado (Villanova, DB); Matt Marcocelle (Delaware, DL); Deron Mayo (Hofstra, DL); Miguel Maysonet (Hofstra, RB); Willie McGinnis (Rhode Island, DL); Perry McIntyre (Massachusetts, LB); David Miller (William and Mary, P); Greg Miller (Villanova, DL); Arthur Moats (James Madison, DL); Martel Moody (Villanova, DB); J.J. Moore (Massachusetts, WR); Maurice Murray (Northeastern, RB); Tony Nelson (Massachusetts, RB); Martin Parker (Richmond, DL); Matt Parent (New Hampshire, LB); Mike Perry (Delaware, PK); Jake Phillips (William and Mary, QB); James Pitts (Villanova, DB); Kyle Polk (Towson, LB); Josh Roach (James Madison, LB); Courtney Robinson (Massachusetts, KR); Josh Rutter (William and Mary, LB); Trevor Sasek (Delaware, QB); Sean Schaefer (Towson, QB); Dae'Quan Scott (James Madison, QB); Hugo Souza (New Hampshire, LB); Matt Szczur (Villanova, WR); Julian Talley (Massachusetts, WR); Phillip Thaxton (Delaware, RB); Nate Thellen (Northeastern, DB); Terence Thomas (Villanova, LB); Chris Treister (Maine, QB); Dino Vasso (New Hampshire, DB); Caleb Violette (Massachusetts, PK/P); Ed Wagner (Delaware, P); Terrel Walker (Maine, RB); Lamir Whetstone (Maine, DB); Chase Williams (James Madison, LB); Roger Williams (Hofstra, PK); Nick Yako, (Villanova, PK); Rob Zarrilli (Hofstra, PK)

2010 National Weekly Honorees

THE SPORTS NETWORK/FATHEAD.COM FCS NATIONAL PLAYERS OF THE WEEK

Sept. 13.....	Andrew Pierce, Delaware, RB (Rookie)
Sept. 20.....	Andrew Pierce, Delaware, RB (Rookie)
Oct. 4.....	Justin Rogers, Richmond, DB (Defense)
Nov. 8.....	Tyler Holmes, Massachusetts, LB (Defense)
Nov. 15.....	Dae'Quan Scott, James Madison, QB (Rookie)

COLLEGE SPORTING NEWS NATIONAL ALL-STAR

Sept. 6.....	Tyler Holmes, Massachusetts, LB
Sept. 13.....	Stephon Robertson, James Madison, LB
Sept. 27.....	R.J. Toman, New Hampshire, QB
Oct. 4.....	Dante Cook, William and Mary, LB
Oct. 4.....	Mike Perry, Delaware, PK
Oct. 11.....	John Greer, New Hampshire, DB
Oct. 18.....	Chris Whitney, Villanova, QB
Nov. 8.....	Tyler Holmes, Massachusetts, LB

2010 CAA Football Superlatives

400 - YARD PASSERS

Kyle Havens (Massachusetts, Senior).....450 vs. New Hampshire (10/23)

300 - YARD PASSERS

Kyle Havens (Massachusetts, Senior)..... 373 vs. Rhode Island (11/20)
 R.J. Toman (New Hampshire, Senior)..... 348 vs. Lehigh (9/25)
 Mike Callahan (William and Mary, Senior) 331 vs. Richmond (11/20)
 Chris Whitney (Villanova, Senior) 322 vs. Maine (10/16)
 Pat Devlin (Delaware, Senior).....318 vs. Towson (11/6)
 Pat Devlin (Delaware, Senior).....305 vs. Villanova (11/20)
 R.J. Toman (New Hampshire, Senior)..... 304 vs. Maine (10/2)

200 - YARD RUSHERS

Andrew Pierce (Delaware, Freshman)200 vs. Duquesne (9/18)

100 - YARD RUSHERS

Dontra Peters (New Hampshire, Sophomore) 197 vs. C. Connecticut State (9/4)
 Andrew Pierce (Delaware, Freshman)186 vs. Georgia Southern (12/18)
 Andrew Pierce (Delaware, Freshman) 165 vs. South Dakota State (9/11)
 Dontra Peters (New Hampshire, Sophomore) 157 vs. Villanova (11/13)
 John Griffin (Massachusetts, Senior) 145 vs. Delaware (11/13)
 Jared Turcotte (Maine, Junior) 144 vs. Monmouth (9/11)
 Andrew Pierce (Delaware, Freshman)142 vs. Eastern Washington (1/7)
 Pushaun Brown (Maine, Junior) 141 vs. Massachusetts (11/6)
 Jamal Sullivan (James Madison, Senior) 137 vs. Richmond (11/6)
 Jonathan Hernandez (Massachusetts, Junior) 137 vs. James Madison (10/30)
 John Griffin (Massachusetts, Senior) 132 vs. Stony Brook (9/25)
 Jonathan Hernandez (Massachusetts, Junior) 132 vs. William and Mary (9/4)
 Andrew Pierce (Delaware, Freshman) 131 vs. Rhode Island (10/16)
 Tyler Kirchoff (Richmond, Senior) 126 vs. Coastal Carolina (10/2)
 Anthony Ferrer (Rhode Island, Senior) 125 vs. Massachusetts (11/20)
 Dae'Quan Scott (James Madison, Freshman) 125 vs. William and Mary (11/13)
 Jonathan Hernandez (Massachusetts, Junior) 124 vs. Rhode Island (11/20)
 Jonathan Grimes (William and Mary, Junior) 124 vs. Old Dominion (9/18)
 Chris Hart (Towson, Junior) 123 vs. Indiana (9/2)
 Jamal Sullivan (James Madison, Senior) 121 vs. William and Mary (11/13)
 Andrew Pierce (Delaware, Freshman)119 vs. West Chester (9/2)
 John Griffin (Massachusetts, Senior) 117 vs. Towson (10/2)
 Chris Whitney (Villanova, Senior) 116 vs. Richmond (10/30)
 Jonathan Grimes (William and Mary, Junior) 114 vs. New Hampshire (11/6)
 Andrew Pierce (Delaware, Freshman) 114 vs. Richmond (9/25)
 Jonathan Hernandez (Massachusetts, Junior)114 vs. Michigan (9/18)
 Tyler Kirchoff (Richmond, Senior)108 vs. New Hampshire (10/9)
 David Hayes (Delaware, Sophomore) 107 vs. Massachusetts (11/13)
 Tremayne Dameron (Towson, Sophomore) 107 vs. Coastal Carolina (9/11)
 Pushaun Brown (Maine, Junior) 106 vs. James Madison (11/20)
 Matt Szczur (Villanova, Senior) 104 vs. Appalachian State (12/11)
 Pushaun Brown (Maine, Junior) 104 vs. William and Mary (9/25)
 Jovan Smith (Richmond, Freshman) 102 vs. Delaware (9/25)
 Aaron Ball (Villanova, Senior) 102 vs. Lehigh (9/11)
 Pushaun Brown (Maine, Junior) 101 vs. Towson (11/13)
 Steve Probst (Rhode Island, Junior)101 vs. Villanova (11/6)
 Ayo Isijola (Rhode Island, Sophomore)..... 101 vs. New Hampshire (9/18)
 Jonathan Grimes (William and Mary, Junior) 100 vs. Georgia Southern (12/4)
 Tremayne Dameron (Towson, Sophomore) 100 vs. New Hampshire (11/20)
 Scott Noble (James Madison, Junior) 100 vs. New Hampshire (10/16)
 Chris Hart (Towson, Junior) 100 vs. Rhode Island (10/30)
 Aaron Ball (Villanova, Senior) 100 vs. Towson (9/18)

100 - YARD RECEIVERS

Anthony Nelson (Massachusetts, Senior) 190 vs. New Hampshire (10/23)
 Nihja White (Delaware, Sophomore) 146 vs. William and Mary (10/23)
 Terrance Fox (New Hampshire, Senior) 134 vs. Lehigh (9/25)
 Anthony Nelson (Massachusetts, Senior) 129 vs. Rhode Island (11/20)
 Matt Szczur (Villanova, Senior) 128 vs. Stephen F. Austin (12/4)
 Ryan Moody (William and Mary, Sophomore) 122 vs. James Madison (11/13)
 Terrance Fox (New Hampshire, Senior) 118 vs. Rhode Island (9/18)
 Mark Schenauer (Delaware, Junior) 113 vs. Lehigh (12/4)
 Kerby Long (James Madison, Junior) 112 vs. Morehead State (9/4)
 Julian Talley (Massachusetts, Junior) 111 vs. New Hampshire (10/23)

100 - YARD RECEIVERS (cont.)

Dorian Wells (Villanova, Sophomore) 111 vs. Maine (10/16)
 Norman White (Villanova, Junior) 110 vs. William and Mary (10/2)
 Hakeem Moore (Towson, Senior) 110 vs. Columbia (9/25)
 Ryan Moody (William and Mary, Sophomore) 110 vs. VMI (9/11)
 Chris Jeannot (New Hampshire, Junior) 110 vs. Pittsburgh (9/11)
 Julian Talley (Massachusetts, Junior) 109 vs. Rhode Island (11/20)
 Nihja White (Delaware, Sophomore) 108 vs. Towson (11/6)
 Hakeem Moore (Towson, Senior) 106 vs. Coastal Carolina (9/11)
 Rob Jones (Delaware, Sophomore) 105 vs. Maine (10/9)
 Brandon Johnson-Farrell (Rhode Island, Sophomore) 104 vs. Brown (10/2)
 Derek Session (Maine, Junior) 104 vs. New Hampshire (10/2)
 Anthony Nelson (Massachusetts, Senior) 103 vs. Holy Cross (9/11)
 Ryan Moody (William and Mary, Sophomore) 101 vs. Richmond (11/20)
 Anthony Baskerville (Rhode Island, Junior) 100 vs. Maine (10/23)

16-OR-MORE TACKLES

Matt Evans (New Hampshire, Sophomore) 20 vs. William and Mary (11/6)
 Matt Hansen (Rhode Island, Senior) 20 vs. William and Mary (10/9)
 Mike Mele (Massachusetts, Senior) 18 vs. Delaware (11/13)
 Patrick Weldon (Richmond, Senior) 18 vs. Rhode Island (11/13)
 Eric McBride (Richmond, Senior) 18 vs. James Madison (11/6)
 Tyler Holmes (Massachusetts, Junior) 18 vs. Towson (10/2)
 Eric McBride (Richmond, Senior) 18 vs. Coastal Carolina (10/2)
 Donte Dennis (Maine, Junior) 17 vs. Massachusetts (11/6)
 Donte Dennis (Maine, Junior) 17 vs. Delaware (10/9)
 Dante Cook (William and Mary, Sophomore) 16 vs. Georgia Southern (12/4)
 Tyler Holmes (Massachusetts, Junior) 16 vs. Delaware (11/13)
 Patrick Weldon (Richmond, Senior) 16 vs. James Madison (11/6)
 Dante Cook (William and Mary, Sophomore) 16 vs. Delaware (10/23)
 Jabrel Mines (William and Mary, Sophomore) 16 vs. Massachusetts (9/4)

Active Players in italics

2010 CAA Football Individual Statistics

RUSHING

	Team	Cl	G	Att	Yds	Avg	TD	Long	Yds/G
1. Andrew Pierce (15)	UD	FR	15	329	1655	5.0	14	40	110.3
2. Jonathan Hernandez (33)	UMass	JR	11	219	938	4.3	9	32	85.3
3. John Griffin (45)	UMass	SR	11	168	843	5.0	5	59	76.6
4. Jonathan Grimes (47)	WM	JR	12	207	887	4.3	8	30	73.9
5. Jamal Sullivan (54)	JMU	SR	10	169	716	4.2	5	53	71.6
6. Pushaun Brown (81)	UM	JR	11	136	654	4.8	5	40	59.5
7. Dontra Peters (83)	UNH	SO	12	142	707	5.0	7	60	58.9
8. Aaron Ball (86)	VU	SR	14	162	794	4.9	5	60	56.7
9. Steve Probst (95)	URI	JR	11	157	600	3.8	7	58	54.5
10. Tyler Kirchoff	UR	SR	11	122	547	4.5	6	50	49.7

PASSING/GAME

	Team	Cl	G	Att	Cmp	Int	Pct.	Yds	TD	Avg/G
1. Kyle Havens	UMass	SR	11	345	219	7	63.5	2692	20	244.7
2. Pat Devlin	UD	SR	14	384	261	3	68.0	3032	22	216.6
3. R.J. Toman	UNH	SR	12	368	228	11	62.0	2414	15	201.2
4. Mike Callahan	WM	SR	9	209	129	3	61.7	1659	10	184.3
5. Steve Probst	URI	JR	11	337	194	12	57.6	1876	9	170.5
6. Warren Smith	UM	JR	11	304	197	10	64.8	1857	9	168.8
7. Chris Whitney	VU	SR	14	312	203	7	65.1	2241	22	160.1
8. Drew Dudzik	JMU	SR	11	181	99	9	54.7	1282	5	116.5
9. Kevin Decker	UNH	JR	13	67	46	1	68.7	447	5	34.4
10. Chris Treister	UM	JR	10	45	22	0	48.9	221	1	22.1

TOTAL OFFENSE

	Team	Cl	G	Rush	Pass	Plays	Total	Yds/G
1. Kyle Havens (25)	UMass	SR	11	-62	2692	384	2630	239.1
2. Pat Devlin (33)	UD	SR	14	130	3032	459	3162	225.9
3. Steve Probst (34)	URI	JR	11	600	1876	494	2476	225.1
4. R.J. Toman (40)	UNH	SR	12	197	2414	488	2611	217.6
5. Chris Whitney (48)	VU	SR	14	606	2241	488	2847	203.4
6. Mike Callahan (63)	WM	SR	9	16	1659	245	1675	186.1
7. Warren Smith (65)	UM	JR	11	141	1857	369	1998	181.6
8. Drew Dudzik (88)	JMU	SR	11	345	1282	281	1627	147.9
9. Andrew Pierce	UD	FR	15	1655	0	329	1655	110.3
10. Jonathan Hernandez	UMass	JR	11	938	0	219	938	85.3

RECEPTIONS/GAME

	Team	Cl	G	Rec	Yds	TD	Long	Avg/C	Rec/G
1. Terrance Fox (18)	UNH	SR	13	80	821	7	38	10.3	6.15
2. Anthony Nelson (32)	UMass	SR	11	61	830	4	58	13.6	5.55
3. Julian Talley (39)	UMass	JR	11	56	747	6	45	13.3	5.09
4. Norman White (52)	VU	JR	14	69	886	11	54	12.8	4.93
5. Derek Session (67)	UM	SR	11	50	580	1	50	11.6	4.55
6. Anthony Baskerville (72)	URI	JR	11	48	500	3	30	10.4	4.36
7. Nihja White (87)	UD	SO	15	60	752	6	51	12.5	4.00
8. Ryan Moody (93)	WM	SO	12	47	731	2	47	15.6	3.92
9. Joey Orlando	UNH	SO	13	50	585	6	56	11.7	3.85
10. Tre Gray	UR	JR	10	38	478	2	41	12.6	3.80

RECEIVE YDS/GAME

	Team	Cl	G	Rec	Yds	TD	Long	Avg/C	Yds/G
1. Anthony Nelson (32)	UMass	SR	11	61	830	4	58	13.6	75.5
2. Julian Talley (46)	UMass	JR	11	56	747	6	45	13.3	67.9
3. Norman White (60)	VU	JR	14	69	886	11	54	12.8	63.3
4. Terrance Fox (61)	UNH	SR	13	80	821	7	38	10.3	63.2
5. Ryan Moody (68)	WM	SO	12	47	731	2	47	15.6	60.9
6. Derek Session (96)	UM	SR	11	50	580	1	50	11.6	52.7
7. Hakeem Moore	TU	SR	11	29	559	6	64	19.3	50.8
8. Nihja White	UD	SO	15	60	752	6	51	12.5	50.1
9. Tre Gray	UR	JR	10	38	478	2	41	12.6	47.8
10. Dorian Wells	VU	SO	12	37	554	4	73	15.0	46.2

ALL PURPOSE

	Team	Cl	G	Rush	Rcv	PR	KR	Yds	Avg/G
1. Jonathan Grimes (24)	WM	JR	12	887	260	0	473	1620	135.0
2. Hakeem Moore (32)	TU	SR	11	13	559	13	843	1428	129.8
3. Andrew Pierce (39)	UD	FR	15	1655	199	0	0	1854	123.6
4. Angelo Babbaro (40)	VU	SR	14	528	243	0	947	1718	122.7
5. Anthony Nelson (54)	UMass	SR	11	74	830	103	242	1249	113.5
6. Jonathan Hernandez (67)	UMass	JR	11	938	211	0	16	1165	105.9
7. Terrance Fox (74)	UNH	SR	13	99	821	68	324	1312	100.9
8. Jamal Sullivan	JMU	SR	10	716	87	0	101	904	90.4
9. Travis Hurd	URI	FR	10	234	139	0	472	845	84.5
10. John Griffin	UMass	SR	11	843	49	0	-7	885	80.5

INTERCEPTIONS

	Team	Cl	G	Int	Yds	TD	Long	Int/G
1. Anthony Walters (14)	UD	SR	13	7	138	0	50	0.54
2. Dino Vasso (22)	UNH	SR	13	6	-10	0	0	0.46
3. Tyler Holmes (23)	UMass	JR	11	5	70	2	50	0.45
4. Jarrod Williams (40)	URI	SR	11	4	36	1	33	0.36
Patrick Weldon (40)	UR	SR	11	4	4	0	4	0.36
6. Tyrone Grant (59)	UD	SR	15	5	113	1	47	0.33
7. Kyle Flemings (69)	UNH	JR	13	4	1	0	1	0.31
8. Taveion Cuffee (71)	JMU	JR	10	3	11	0	11	0.30
9. Tremayne Graham (83)	UR	JR	11	3	7	0	7	0.27
10. Evan Francks	WM	SR	12	3	64	1	48	0.25

PASS EFFICIENCY

	Team	Cl	G	Att	Cmp	Int	Pct.	Yds	TD	Eff.
1. Pat Devlin (5)	UD	SR	14	384	261	3	68.0	3032	22	151.6
2. Kevin Decker	UNH	JR	13	67	46	1	68.7	447	5	146.3
3. Chris Whitney (12)	VU	SR	14	312	203	7	65.1	2241	22	144.2
4. Kyle Havens (14)	UMass	SR	11	345	219	7	63.5	2692	20	144.1
5. Mike Callahan (19)	WM	SR	9	209	129	3	61.7	1659	10	141.3
6. R.J. Toman (57)	UNH	SR	12	368	228	11	62.0	2414	15	124.5
7. Warren Smith (62)	UM	JR	11	304	197	10	64.8	1857	9	119.3
8. Drew Dudzik (72)	JMU	SR	11	181	99	9	54.7	1282	5	113.4
9. Steve Probst (82)	URI	JR	11	337	194	12	57.6	1876	9	106.0
10. Chris Treister	UM	JR	10	45	22	0	48.9	221	1	97.5

PUNT RETURN AVG

	Team	Cl	G	Ret	Yds	TD	Long	Avg
1. Justin Rogers (15)	UR	SR	11	15	186	0	54	12.4
2. B.W. Webb (29)	WM	SO	12	19	187	1	64	9.8
3. Trevor Coston (43)	UM	JR	11	20	149	0	34	7.4

KICK RETURN AVG

	Team	Cl	G	Ret	Yds	TD	Long	Avg
1. Travis Hurd (23)	URI	FR	10	18	472	1	75	26.2
2. Angelo Babbaro (27)	VU	SR	14	37	947	2	86	25.6
3. Jonathan Grimes (35)	WM	JR	12	19	473	0	43	24.9
4. Steven Barker (47)	UM	SR	11	15	360	0	64	24.0
5. Phillip Thaxton (65)	UD	SR	15	26	585	0	49	22.5
6. Kerby Long (71)	JMU	JR	11	21	466	0	41	22.2
7. Hakeem Moore (76)	TU	SR	11	39	843	0	44	21.6
8. Jordan Anderson (78)	JMU	FR	10	12	259	0	28	21.6
9. Justin Rogers	UR	SR	11	23	459	0	29	20.0
10. Roosevelt Boone	UM	JR	9	20	397	0	34	19.9

PUNTING

	Team	Cl	G	Punt	Yds	Long	Avg
1. Dominic Scarnecchia (5)	VU	JR	13	53	2287	63	43.2
2. David Miller (6)	WM	SR	10	49	2109	70	43.0
3. Ed Wagner (27)	UD	SR	15	63	2540	58	40.3
4. David Skahn (43)	JMU	SO	11	48	1883	55	39.2
5. Tim Edger (45)	URI	JR	11	65	2545	64	39.2
6. Nick Hicks (48)	UR	SO	9	49	1910	65	39.0
7. Jordan Waxman (62)	UM	JR	11	62	2355	59	38.0
8. Caleb Violette	UMass	SO	11	38	1437	59	37.8
9. Kyle Auffray (67)	UNH	SR	13	71	2679	67	37.7
10. D.J. Soven (98)	TU	FR	11	54	1808	53	33.5

SCORING

	Team	Cl	G	TD	XPT	FG	2XP	Pts	Pts/G
1. Mike Perry (33)	UD	JR	15	0	46	20	0	106	7.1
2. Andrew Pierce (40)	UD	FR	15	17	0	0	0	102	6.8
3. Drake Kuhn (69)	WM	FR	9	0	17	13	0	56	6.2
4. Chris Whitney	VU	SR	14	13	0	0	0	78	5.6
5. Jonathan Hernandez	UMass	JR	11	10	0	0	0	60	5.5
6. Caleb Violette	UMass	SO	11	0	29	9	0	56	5.1
7. Louis Feinstein	URI	JR	11	0	20	11	0	53</	

2010 CAA Football Individual Statistics

SCORING (TDs)

	Team	Cl	G	TD	Rush	Pass	Ret	PAT	Pts	Pts/G
1. Andrew Pierce	UD	FR	15	17	14	3	0	0	102	6.8
2. Chris Whitney	VU	SR	14	13	13	0	0	0	78	5.6
3. Jonathan Hernandez	UMass	JR	11	10	9	1	0	0	60	5.5
4. Norman White	VU	JR	14	11	0	11	0	0	66	4.7
5. Chase Hill	WM	SR	12	8	0	8	0	0	48	4.0
Jonathan Grimes	WM	JR	12	8	8	0	0	0	48	4.0
Steve Probst	URI	JR	11	7	7	0	0	1	44	4.0
Dontra Peters	UNH	SO	12	8	7	1	0	0	48	4.0
9. Angelo Babbaro	VU	SR	14	9	5	2	2	0	54	3.9
10. Pushaun Brown	UM	JR	11	7	5	2	0	0	42	3.8

SCORING (KICK)

	Team	Cl	G	PATs	FGs	Pts	Pts/G
1. Mike Perry	UD	JR	15	46-52	20-26	106	7.1
2. Drake Kuhn	WM	FR	9	17-19	13-18	56	6.2
3. Caleb Violette	UMass	SO	11	29-31	9-16	56	5.1
4. Louis Feinstein	URI	JR	11	20-21	11-19	53	4.8
5. Mike MacArthur	UNH	FR	12	24-24	10-13	54	4.5
6. Nick Wallace	TU	SR	11	15-17	10-15	45	4.1
7. Wil Kamin	URI	SO	11	13-19	10-11	43	3.9
8. Brian Harvey	UM	SO	11	20-21	7-10	41	3.7
9. Nick Yako	VU	SO	14	32-34	2-7	38	2.7
10. Ben Hopewell	JMU	FR	9	13-13	3-5	22	2.4

FIELD GOALS

	Team	Cl	G	FG	FGA	Pct.	FG/G
1. Drake Kuhn (9)	WM	FR	9	13	18	72.2	1.44
2. Mike Perry (14)	UD	JR	15	20	26	76.9	1.33
3. Louis Feinstein (34)	URI	JR	11	11	19	57.9	1.00
4. Wil Kamin (46)	UR	SO	11	10	11	90.9	0.91
Nick Wallace (46)	TU	SR	11	10	15	66.7	0.91
6. Mike MacArthur (59)	UNH	FR	12	10	13	76.9	0.83
7. Caleb Violette (60)	UMass	SO	11	9	16	56.2	0.82
8. Brian Harvey (77)	UM	SO	11	7	10	70.0	0.64
9. Ben Hopewell	JMU	FR	9	3	5	60.0	0.33
10. David Miller	WM	SR	10	3	6	50.0	0.30

PAT KICKING PCT

	Team	Cl	G	Made	Att	Pct.
1. Mike MacArthur	UNH	FR	12	24	24	100.0
2. Nick Yako	VU	SO	14	32	34	94.1
3. Caleb Violette	UMass	SO	11	29	31	93.5
4. Drake Kuhn	WM	FR	9	17	19	89.5
5. Mike Perry	UD	JR	15	46	52	88.5

SACKS

	Team	Cl	G	Pos	Solo	Ast	Yds	Total	Avg/G
1. Brian McNally (6)	UNH	JR	13	DL	11	5	67	13.5	1.04
2. Martin Parker (51)	UR	SR	11	DL	5	1	46	5.5	0.50
3. Marcus Hyde (72)	WM	JR	12	DL	5	1	30	5.5	0.46
4. Tyler Holmes (73)	UMass	JR	11	LB	5	0	28	5.0	0.45
5. Marquis Kirkland	VU	SR	14	LB	4	1	30	4.5	0.32
6. Lance Mailloux	UNH	SR	12	DL	3	2	30	4.0	0.33
7. Matt Evans	UNH	SO	13	LB	3	2	28	4.0	0.31
Jared Smith	UNH	SO	13	DL	2	4	25	4.0	0.31
9. Matt Morgan	TU	SO	11	DT	4	0	25	4.0	0.36
10. James Jenkins	UNH	JR	13	DE	4	0	24	4.0	0.31

TACKLES FOR LOSS

	Team	Cl	G	Pos	Solo	Ast	Yds	Total	Avg/G
1. Joe Harris (5)	URI	SR	11	LB	18	6	64	21.0	1.91
2. Brian McNally (53)	UNH	JR	13	DL	12	6	73	15.0	1.15
3. Marquis Kirkland (75)	VU	SR	14	LB	11	8	52	15.0	1.07
4. Yaky Ibia (38)	TU	SR	11	DT	10	7	30	13.5	1.23
Martin Parker (35)	UR	SR	11	DL	8	11	55	13.5	1.23
6. Frank Beltre (65)	TU	SO	11	DE	10	5	39	12.5	1.14
7. Marcus Hyde (84)	WM	JR	12	DL	7	11	46	12.5	1.04
8. Tyler Holmes (76)	UMass	JR	11	LB	10	4	45	12.0	1.09
9. Michael Stover (86)	WM	SR	12	DL	8	8	45	12.0	1.00
Pat Williams (86)	JMU	JR	11	LB	7	8	27	11.0	1.00

FUMBLES FORCED

	Team	Cl	G	Num	Avg/G
1. Stephan Robertson	JMU	FR	10	3	0.30
2. Victor Adesanya	URI	SR	11	3	0.27
3. Matt Evans	UNH	SO	13	3	0.23
4. Thomas Weaver	VU	SR	14	3	0.21
5. Jordan Dangerfield	TU	SO	11	2	0.18
6. Alan Buzbee	UNH	SO	12	2	0.17
7. Anthony Bratton	UD	SR	15	2	0.13
8. Justin Rogers	UR	SR	11	2	0.18
Vidal Nelson	JMU	JR	11	2	0.18
Tyler Holmes	UMass	JR	11	2	0.18

FUMBLES RCVD

	Team	Cl	G	Num	Avg/G
1. Joe Harris	URI	SR	11	3	0.27
Eric McBride	UR	SR	11	3	0.27
3. Darius McMillan	UR	SO	10	3	0.30
4. Matt Hansen	URI	SR	11	2	0.18
Tyler Sullivan	UR	SR	11	2	0.18
6. Ali Muhammad	URI	FR	10	2	0.20
7. Marquis Kirkland	VU	SR	14	2	0.14
8. Paul Worriow	UD	SO	15	2	0.13
9. Eric Loper	VU	SO	14	2	0.14
10. Bob McLaughlin	UMass	SR	8	2	0.25

PASSES DEFENDED

	Team	Cl	G	Brup	Int	Total	Avg/G
1. Anthony Walters	UD	SR	13	8	7	15	1.15
2. James Pitts	VU	JR	14	11	3	14	1.00
3. Dino Vasso	UNH	SR	13	8	6	14	1.08
4. Anthony Bratton	UD	SR	15	12	2	14	0.93
5. Tyrone Grant	UD	SR	15	8	5	13	0.87
6. Kyle Flemings	UNH	JR	13	8	4	12	0.92
7. Jarrod Williams	URI	SR	11	7	4	11	1.00
Jonathan Williams	JMU	JR	11	9	2	11	1.00
9. Ben Cottingham	WM	SR	12	9	0	9	0.75
10. Ryan McGuinness	UNH	SR	13	6	3	9	0.69

2010 CAA Football Individual Statistics

TACKLES (All positions)

	Team	Cl	G	Pos	Solo	Ast	Total	Avg/G	Sack
1. <i>Matt Evans (5)</i>	UNH	SO	13	LB	79	77	156	12.0	4.0
2. Eric McBride (16)	UR	SR	11	LB	47	72	119	10.8	1.0
3. Matt Hansen (20)	URI	SR	11	LB	61	53	114	10.4	1.5
4. <i>Paul WorriLOW</i>	UD	SO	15	LB	45	68	113	7.5	2.0
5. <i>Dante Cook (26)</i>	WM	SO	11	LB	57	54	111	10.1	4.0
6. Mike Mele (28)	UMass	SR	11	LB	38	72	110	10.0	1.0
7. <i>Tyler Holmes (31)</i>	UMass	JR	11	LB	47	63	110	10.0	5.0
8. <i>Donte Dennis (34)</i>	UM	JR	11	LB	50	58	108	9.8	1.0
9. Marquis Kirkland	VU	SR	14	LB	53	51	104	7.4	4.5
10. <i>Pat Williams (43)</i>	JMU	JR	11	LB	36	65	101	9.2	1.0
11. Anthony Bratton	UD	SR	15	DB	54	45	99	6.6	0.0
12. Martin Parker (60)	UR	SR	11	DL	27	69	96	8.7	5.5
13. <i>Jordan Dangerfield (60)</i>	TU	SO	11	DB	50	46	96	8.7	1.5
14. Hugo Souza	UNH	SR	13	DB	55	40	95	7.3	0.0
15. Patrick Weldon (66)	UR	SR	11	LB	25	70	95	8.6	1.0
16. <i>Andrew Harrison</i>	UD	JR	15	LB	36	54	90	6.0	0.5
17. <i>Stephon Robertson (50)</i>	JMU	FR	10	LB	35	55	90	9.0	1.0
18. <i>Darius McMillan (57)</i>	UR	SO	10	LB	27	62	89	8.9	2.0
19. Anthony Jones	UD	SR	15	DB	51	37	88	5.9	0.0
20. Chris Edmond	URI	JR	11		50	37	87	7.9	1.0
21. <i>Vinson Givans (91)</i>	UM	JR	11	LB	34	53	87	7.9	0.5
22. <i>Alan Buzbee</i>	UNH	SO	12	LB	42	44	86	7.2	0.5
23. Max Prokell (99)	UR	SR	11	DB	34	51	85	7.7	0.0
24. <i>Frank Beltre</i>	TU	SO	11	DE	35	50	85	7.7	0.0
25. Donte Blakey (70)	TU	SR	10	LB	31	54	85	8.5	1.0
26. Fred Maldonado	VU	SR	14	DB	50	34	84	6.0	1.0
27. <i>James Pitts</i>	VU	JR	14	DB	61	23	84	6.0	0.0
28. Terence Thomas	VU	SR	14	LB	42	41	83	5.9	2.0
29. Matt Marcocelle	UD	SR	14	LB	39	44	83	5.9	1.0
30. Evan Francks	WM	SR	12	LB	29	53	82	6.8	0.0
31. Joe Harris	URI	SR	11	LB	40	41	81	7.4	1.0
32. Tyrone Grant	UD	SR	15	DB	45	36	81	5.4	0.0
33. John Dempsey	VU	SR	14	DB	44	37	81	5.8	2.0
34. <i>Brian Thompson</i>	WM	SO	12	DB	43	37	80	6.7	0.0
35. Dan O'Connell	URI	SR	11	LB	52	24	76	6.9	0.0
36. Anthony Walters	UD	SR	13	DB	57	18	75	5.8	1.0
37. <i>Eric Loper</i>	VU	SO	14	DB	49	26	75	5.4	0.0
38. <i>Trevor Coston</i>	UM	JR	11	DB	32	42	74	6.7	0.0
39. <i>Vidal Nelson</i>	JMU	JR	11	SS	36	34	70	6.4	1.0
40. <i>Tremayne Graham</i>	UR	JR	11	DB	43	27	70	6.4	1.0
41. Anthony Johnson	VU	SR	14	LB	36	30	66	4.7	1.0
42. Wes Steinman	WM	SR	12	LB	30	35	65	5.4	2.0
43. <i>Jabrel Mines</i>	WM	SO	12	LB	29	36	65	5.4	0.0
44. <i>Jakarie Jackson</i>	JMU	SO	11	DB	37	28	65	5.9	0.0
45. <i>Terrell Wells</i>	WM	JR	12	DB	31	32	63	5.2	0.0
46. <i>Marcus Hyde</i>	WM	JR	12	DL	33	30	63	5.2	5.5
47. Jeremy Gardner	TU	SR	11	DB	34	28	62	5.6	1.0
48. Jonathan Williams	JMU	JR	11	WS	25	36	61	5.5	0.0
49. Dino Vasso	UNH	SR	13	DB	42	17	59	4.5	0.0
50. <i>Chris Patterson</i>	TU	JR	11	LB	14	45	59	5.4	0.0

TACKLES (DL's)

	Team	Cl	G	Pos	Solo	Ast	Total	Avg/G	Sack
1. Martin Parker	UR	SR	11	DL	27	69	96	8.7	5.5
2. <i>Frank Beltre</i>	TU	SO	11	DE	35	50	85	7.7	0.0
3. <i>Marcus Hyde</i>	WM	JR	12	DL	33	30	63	5.2	5.5
4. Thomas Weaver	VU	SR	14	DL	27	30	57	4.1	3.5
5. Yaky Ibia	TU	SR	11	DT	23	32	55	5.0	1.0
6. Michael Stover	WM	SR	12	DL	24	26	50	4.2	3.5
7. <i>Antoine Lewis</i>	VU	FR	14	DL	23	25	48	3.4	1.5
8. Steve Young	UNH	SR	13	DL	28	18	46	3.5	2.0
9. <i>Corey Jackson</i>	UR	JR	11	DL	7	39	46	4.2	0.0
10. <i>Brandon Scott</i>	UR	FR	11	DL	15	30	45	4.1	1.5
11. James Jenkins	UNH	JR	13	DE	22	21	43	3.3	4.0
12. <i>Michael Atunrase</i>	UD	JR	14	DL	19	24	43	3.1	3.5
13. <i>Brian McNally</i>	UNH	JR	13	DL	25	17	42	3.2	13.5
14. <i>Matt Rae</i>	URI	JR	11	DT	19	23	42	3.8	0.0
15. <i>Willie McGinnis</i>	URI	JR	11	DT	17	24	41	3.7	3.0
16. <i>Tyler Snow</i>	JMU	SO	11	DE	11	30	41	3.7	1.0

TACKLES (LB's)

	Team	Cl	G	Pos	Solo	Ast	Total	Avg/G	Sack
1. <i>Matt Evans</i>	UNH	SO	13	LB	79	77	156	12.0	4.0
2. Eric McBride	UR	SR	11	LB	47	72	119	10.8	1.0
3. Matt Hansen	URI	SR	11	LB	61	53	114	10.4	1.5
4. <i>Paul WorriLOW</i>	UD	SO	15	LB	45	68	113	7.5	2.0
5. <i>Dante Cook</i>	WM	SO	11	LB	57	54	111	10.1	4.0
6. <i>Tyler Holmes</i>	UMass	JR	11	LB	47	63	110	10.0	5.0
7. Mike Mele	UMass	SR	11	LB	38	72	110	10.0	1.0
8. <i>Donte Dennis</i>	UM	JR	11	LB	50	58	108	9.8	1.0
9. Marquis Kirkland	VU	SR	14	LB	53	51	104	7.4	4.5
10. <i>Pat Williams</i>	JMU	JR	11	LB	36	65	101	9.2	1.0
11. Patrick Weldon	UR	SR	11	LB	25	70	95	8.6	1.0
12. <i>Stephon Robertson</i>	JMU	FR	10	LB	35	55	90	9.0	1.0
13. <i>Andrew Harrison</i>	UD	JR	15	LB	36	54	90	6.0	0.5
14. <i>Darius McMillan</i>	UR	SO	10	LB	27	62	89	8.9	2.0
15. <i>Vinson Givans</i>	UM	JR	11	LB	34	53	87	7.9	0.5

TACKLES (DB's)

	Team	Cl	G	Pos	Solo	Ast	Total	Avg/G	Sack
1. Anthony Bratton	UD	SR	15	DB	54	45	99	6.6	0.0
2. <i>Jordan Dangerfield</i>	TU	SO	11	DB	50	46	96	8.7	1.5
3. Hugo Souza	UNH	SR	13	DB	55	40	95	7.3	0.0
4. Darryl Jones	UD	SR	15	DB	51	37	88	5.9	0.0
5. Max Prokell	UR	SR	11	DB	34	51	85	7.7	0.0
6. <i>James Pitts</i>	VU	JR	14	DB	61	23	84	6.0	0.0
7. Fred Maldonado	VU	SR	14	DB	50	34	84	6.0	1.0
8. Tyrone Grant	UD	SR	15	DB	45	36	81	5.4	0.0
9. John Dempsey	VU	SR	14	DB	44	37	81	5.8	2.0
10. <i>Brian Thompson</i>	WM	SO	12	DB	43	37	80	6.7	0.0
11. <i>Eric Loper</i>	VU	SO	14	DB	49	26	75	5.4	0.0
12. Anthony Walters	UD	SR	13	DB	57	18	75	5.8	1.0
13. <i>Trevor Coston</i>	UM	JR	11	DB	32	42	74	6.7	0.0
14. <i>Tremayne Graham</i>	UR	JR	11	DB	43	27	70	6.4	1.0
15. <i>Vidal Nelson</i>	JMU	JR	11	SS	36	34	70	6.4	1.0

TACKLES (Other positions)

	Team	Cl	G	Pos	Solo	Ast	Total	Avg/G	Sack
1. Chris Edmond	URI	JR	11		50	37	87	7.9	1.0
2. <i>Jordan Dalton</i>	URI	SO	11		20	11	31	2.8	0.0
3. <i>Manee Williams</i>	URI	SO	11		7	11	18	1.6	0.0
4. <i>Ryan Smith</i>	JMU	JR	10		12	4	16	1.6	0.0
5. Angelo Babbaro	VU	SR	14		10	5	15	1.1	0.0
6. Jeremy Kelley	UM	SR	11		3	10	13	1.2	0.0
7. Anthony Ferrer	URI	SR	11		5	3	8	0.7	0.0
8. <i>Bobby Russo</i>	UD	JR	15		4	3	7	0.5	0.0
9. <i>Anthony Baskerville</i>	URI	JR	11		4	3	7	0.6	0.0
10. <i>Derrick Johnson</i>	UM	FR	11		5	1	6	0.5	0.0
11. <i>Jordan Anderson</i>	JMU	FR	10		3	3	6	0.6	0.0
12. Tyler Kirchoff	UR	SR	11		2	4	6	0.5	0.0
13. <i>Sean Baner</i>	UD	FR	15		4	2	6	0.4	0.0
14. David Miller	WM	SR	10		3	3	6	0.6	0.0
15. <i>Leon Jackson</i>	UD	SO	14		1	4	5	0.4	0.0

2010 CAA Football Team Statistics

SCORING OFFENSE

	G	TD	XP	2XP	DXP	FG	Saf	Pts	Avg
1. Villanova (22)	14	58	55	0	0	8	2	431	30.8
2. Delaware (37)	15	52	46	0	0	20	0	418	27.9
3. Massachusetts (46)	11	39	29	1	0	9	0	292	26.5
4. New Hampshire (56)	13	40	34	3	0	14	0	322	24.8
5. William and Mary (57)	12	36	29	2	0	16	0	297	24.8
6. Rhode Island (90)	11	26	20	2	0	11	2	217	19.7
7. Maine (98)	11	25	20	2	0	7	1	197	17.9
8. James Madison (101)	11	25	25	0	0	6	1	195	17.7
9. Richmond (109)	11	21	13	0	0	10	1	171	15.5
Towson (109)	11	20	15	2	0	10	1	171	15.5

SCORING DEFENSE

	G	TD	XP	2XP	DXP	FG	Saf	Pts	Avg
1. Delaware (1)	15	22	19	0	0	10	0	181	12.1
2. James Madison (3)	11	15	12	3	0	18	0	162	14.7
3. New Hampshire (5)	13	27	21	1	0	9	1	214	16.5
4. William and Mary (6)	12	25	24	0	0	8	1	200	16.7
5. Villanova (19)	14	33	30	1	0	13	0	269	19.2
6. Richmond (27)	11	31	25	0	0	5	0	226	20.5
7. Rhode Island (55)	11	35	29	1	0	9	0	268	24.4
8. Maine (56)	11	34	27	1	0	12	0	269	24.5
9. Massachusetts (63)	11	36	29	3	0	8	1	277	25.2
10. Towson (108)	11	46	39	0	0	20	2	379	34.5

PASS OFFENSE

	G	Att	Cmp	Int	Pct.	Yds	Avg	TD	Yds/G
1. Massachusetts (22)	11	345	219	7	63.5	2692	7.8	20	244.7
2. New Hampshire (38)	13	436	274	12	62.8	2861	6.6	20	220.1
3. Delaware (41)	15	420	282	4	67.1	3261	7.8	23	217.4
4. William and Mary (43)	12	365	223	6	61.1	2578	7.1	16	214.8
5. Maine (64)	11	350	220	10	62.9	2088	6.0	10	189.8
6. Villanova (75)	14	328	214	7	65.2	2452	7.5	26	175.1
7. Rhode Island (78)	11	338	194	13	57.4	1876	5.6	9	170.5
8. Towson (93)	11	325	162	15	49.8	1794	5.5	11	163.1
9. Richmond (100)	11	291	143	20	49.1	1555	5.3	7	141.4
10. James Madison (108)	11	186	100	10	53.8	1316	7.1	5	119.6

PASS DEFENSE

	G	Att	Cmp	Int	Pct.	Yds	Avg	TD	Yds/G
1. James Madison (12)	11	306	179	9	58.5	1765	5.8	9	160.5
2. William and Mary (24)	12	360	203	13	56.4	2098	5.8	6	174.8
3. Delaware (26)	15	485	273	21	56.3	2632	5.4	14	175.5
4. Towson (27)	11	260	166	2	63.8	1938	7.5	15	176.2
5. New Hampshire (31)	13	378	209	23	55.3	2333	6.2	14	179.5
6. Massachusetts (37)	11	289	165	8	57.1	2027	7.0	18	184.3
7. Richmond (50)	11	307	186	14	60.6	2168	7.1	12	197.1
8. Villanova (85)	14	476	290	17	60.9	3145	6.6	15	224.6
9. Maine (87)	11	352	215	8	61.1	2498	7.1	16	227.1
10. Rhode Island (103)	11	385	233	11	60.5	2626	6.8	17	238.7

KICKOFF RETURNS

	G	Ret	Yds	TD	Avg
1. Rhode Island (10)	11	50	1192	1	23.8
2. Villanova (11)	14	56	1331	2	23.8
3. James Madison (26)	11	41	924	0	22.5
4. William and Mary (40)	12	40	873	0	21.8
5. Maine (48)	11	52	1111	0	21.4
6. Delaware (55)	15	39	809	0	20.7
7. New Hampshire (65)	13	39	788	1	20.2
8. Richmond (71)	11	37	736	0	19.9
9. Towson (89)	11	61	1166	0	19.1
10. Massachusetts (96)	11	45	834	1	18.5

PUNTING

	G	No.	Yards	Avg/P	PR	Avg	TBg	Net/P
1. Villanova (8)	14	59	2518	42.7	180	3.1	7	37.3
2. Richmond (13)	11	64	2517	39.3	81	1.3	5	36.5
3. Rhode Island (15)	11	66	2582	39.1	84	1.3	5	36.3
4. William and Mary (16)	12	56	2324	41.5	190	3.4	5	36.3
5. James Madison (18)	11	52	2002	38.5	111	2.1	1	36.0
6. Maine (29)	11	63	2390	37.9	121	1.9	4	34.7
7. Delaware (48)	15	63	2540	40.3	201	3.2	10	34.0
8. Towson (79)	11	61	2012	33.0	45	0.7	0	32.2
9. Massachusetts (86)	11	44	1515	34.4	78	1.8	2	31.8
10. New Hampshire (87)	13	81	3006	37.1	199	2.5	12	31.7

--- Gained ---

	G	Fum	Int	Tot	Fum	Int	Tot	Mar	Per/G
1. Delaware (4)	15	11	21	32	11	4	15	+17	1.13
2. New Hampshire (5)	13	11	23	34	8	12	20	+14	1.08
3. William and Mary (11)	12	7	13	20	4	6	10	+10	0.83
4. Villanova (21)	14	14	17	31	15	7	22	+9	0.64
5. James Madison (47)	11	9	9	18	6	10	16	+2	0.18
6. Rhode Island (52)	11	13	11	24	10	13	23	+1	0.09
7. Massachusetts (91)	11	6	8	14	13	7	20	-6	-0.55
8. Richmond (98)	11	11	14	25	12	20	32	-7	-0.64
Maine (98)	11	6	8	14	11	10	21	-7	-0.64
10. Towson (113)	11	7	2	9	8	15	23	-14	-1.27

TURNOVER MARGIN

	G	Att	Yds	Avg	TD	Yds/G
1. Villanova (20)	14	617	2728	4.4	29	194.9
2. Delaware (27)	15	624	2766	4.4	26	184.4
3. James Madison (36)	11	474	1912	4.0	19	173.8
4. Massachusetts (41)	11	466	1852	4.0	16	168.4
5. Rhode Island (60)	11	441	1610	3.7	12	146.4
6. Towson (73)	11	410	1463	3.6	8	133.0
7. Maine (74)	11	347	1454	4.2	14	132.2
8. Richmond (75)	11	398	1448	3.6	13	131.6
9. William and Mary (78)	12	437	1550	3.5	15	129.2
10. New Hampshire (79)	13	480	1662	3.5	15	127.8

RUSHING OFFENSE

	G	Rushes	Yards	Avg.	TD	Yds/G
1. Villanova (7)	14	439	1394	3.2	13	99.6
2. Delaware (12)	15	450	1579	3.5	6	105.3
3. Rhode Island (25)	11	375	1390	3.7	17	126.4
4. James Madison (26)	11	392	1391	3.5	5	126.5
5. Maine (29)	11	404	1398	3.5	13	127.1
6. New Hampshire (38)	13	502	1731	3.4	12	133.2
7. William and Mary (54)	12	437	1764	4.0	18	147.0
8. Richmond (84)	11	446	1843	4.1	18	167.5
9. Massachusetts (86)	11	407	1883	4.6	17	171.2
10. Towson (94)	11	481	1990	4.1	28	180.9

RUSHING DEFENSE

	G	Rush	Pass	Plays	Yards	Avg/P	TD	Yds/G
1. Villanova (14)	11	1852	2692	811	4544	5.6	36	413.1
2. Delaware (19)	15	2766	3261	1044	6027	5.8	49	401.8
3. Villanova (43)	14	2728	2452	945	5180	5.5	55	370.0
4. New Hampshire (61)	13	1662	2861	916	4523	4.9	35	347.9
5. William and Mary (66)	12	1550	2578	802	4128	5.1	31	344.0
6. Maine (84)	11	1454	2088	697	3542	5.1	24	322.0
7. Rhode Island (88)	11	1610	1876	779	3486	4.5	21	316.9
8. Towson (94)	11	1463	1794	735	3257	4.4	19	296.1
9. James Madison (98)	11	1912	1316	660	3228	4.9	24	293.5
10. Richmond (104)	11	1448	1555	689	3003	4.4	20	273.0

TOTAL OFFENSE

	G	Rush	Pass	Plys	Yards	Avg	TD	Yds/G
1. Delaware (5)	15	1579	2632	935	4211	4.5	20	280.7
2. James Madison (8)	11	1391	1765	698	3156	4.5	14	286.9
3. New Hampshire (22)	13	1731	2333	880	4064	4.6	26	312.6
4. William and Mary (30)	12	1764	2098	797	3862	4.8	24	321.8
5. Villanova (34)	14	1394	3145	915	4539	5.0	28	324.2
6. Maine (60)	11	1398	2498	756	3896	5.2	29	354.2
7. Massachusetts (61)	11	1883	2027	696	3910	5.6	35	355.5
8. Towson (63)	11	1990	1938	741	3928	5.3	43	357.1
9. Richmond (72)	11	1843	2168	753	4011	5.3	30	364.6
10. Rhode Island (73)	11	1390	2626	760	4016	5.3	34	365.1

TOTAL DEFENSE

	G	Ret	Yds	TD	Avg
1. Massachusetts (10)	11	16	236	0	14.8
2. Richmond (38)	11	20	217	0	10.9
3. James Madison (43)	11	16	162	1	10.1
4. William and Mary (50)	12	20	188	1	9.4
5. New Hampshire (63)	13	21	176	0	8.4
6. Maine (77)	11	25	184	0	7.4
7. Towson (81)	11	24	167	0	7.0
8. Villanova (98)	14	13	77	0	5.9
9. Delaware (99)	15	18	105	0	5.8
10. Rhode Island (103)	11	17	93	2	5.5

PUNT RETURN AVG

	G	Ret	Yds	TD	Avg
1. Massachusetts (10)	11	16	236	0	14.8
2. Richmond (38)	11	20	217	0	10.9
3. James Madison (43)	11	16	162	1	10.1
4. William and Mary (50)	12	20	188	1	9.4
5. New Hampshire (63)	13	21	176	0	8.4
6. Maine (77)	11	25	184	0	7.4
7. Towson (81)	11	24	167	0	7.0
8. Villanova (98)	14	13	77	0	5.9
9. Delaware (99)	15	18	105	0	5.8
10. Rhode Island (103)	11	17	93	2	5.5

NCAA FCS ranking in parentheses

2010 CAA Football Team Statistics

PASS EFFICIENCY									OPPONENT PENALTIES				
	G	Att	Cmp	Pct	Int	Yds	TD	Effic	G	No	Yds	Avg/G	
1. Villanova (6)	14	328	214	65.2	7	2452	26	149.9	1. William and Mary	12	84	839	69.9
2. Delaware (9)	15	420	282	67.1	4	3261	23	148.5	2. New Hampshire	13	90	771	59.3
3. Massachusetts (12)	11	345	219	63.5	7	2692	20	144.1	3. Maine	11	72	624	56.7
4. William and Mary (36)	12	365	223	61.1	6	2578	16	131.6	4. Richmond	11	71	593	53.9
5. New Hampshire (50)	13	436	274	62.8	12	2861	20	127.6	5. Rhode Island	11	60	565	51.4
6. Maine (74)	11	350	220	62.9	10	2088	10	116.7	6. Delaware	15	82	717	47.8
7. James Madison (85)	11	186	100	53.8	10	1316	5	111.3	7. Towson	11	59	521	47.4
8. Rhode Island (94)	11	338	194	57.4	13	1876	9	105.1	8. Massachusetts	11	50	461	41.9
9. Towson (104)	11	325	162	49.8	15	1794	11	98.2	9. Villanova	14	61	576	41.1
10. Richmond (114)	11	291	143	49.1	20	1555	7	88.2	10. James Madison	11	47	364	33.1
PASS DEF EFFICIENCY									4TH-DN CONVERSIONS				
	G	Att	Cmp	Int	Pct.	Yds	TD	Effic	G	Conv	Att	Pct	
1. Delaware (9)	15	485	273	21	56.3	2632	14	102.7	1. Massachusetts	11	22	33	66.7
2. William and Mary (10)	12	360	203	13	56.4	2098	6	103.6	2. Villanova	14	13	22	59.1
3. New Hampshire (16)	13	378	209	23	55.3	2333	14	107.2	3. Delaware	15	9	16	56.2
4. James Madison (22)	11	306	179	9	58.5	1765	9	110.8	4. Maine	11	11	25	44.0
5. Villanova (46)	14	476	290	17	60.9	3145	15	119.7	5. James Madison	11	7	16	43.8
6. Richmond (57)	11	307	186	14	60.6	2168	12	123.7	6. Towson	11	12	30	40.0
7. Rhode Island (71)	11	385	233	11	60.5	2626	17	126.7	7. New Hampshire	13	5	13	38.5
8. Massachusetts (80)	11	289	165	8	57.1	2027	18	131.0	8. Richmond	11	6	16	37.5
9. Maine (81)	11	352	215	8	61.1	2498	16	131.1	9. Rhode Island	11	5	14	35.7
10. Towson (104)	11	260	166	2	63.8	1938	15	144.0	10. William and Mary	12	4	14	28.6
FIRST DOWNS						OPP 4TH-DN CONVERSIONS							
	G	Rush	Pass	Pen	Total	G	Conv	Att	Pct				
1. Delaware	15	162	146	20	328	1. Massachusetts	11	4	16	25.0			
2. Villanova	14	150	115	19	284	2. Rhode Island	11	4	15	26.7			
3. New Hampshire	13	100	129	18	247	3. New Hampshire	13	8	23	34.8			
4. William and Mary	12	82	129	28	239	4. James Madison	11	7	17	41.2			
5. Massachusetts	11	90	133	15	238	5. Delaware	15	16	34	47.1			
6. Rhode Island	11	88	93	21	202	6. William and Mary	12	13	26	50.0			
7. Maine	11	65	97	16	178	Richmond	11	8	16	50.0			
8. Towson	11	81	74	18	173	8. Villanova	14	18	32	56.2			
9. James Madison	11	102	54	10	166	9. Towson	11	6	10	60.0			
10. Richmond	11	73	75	12	160	10. Maine	11	13	20	65.0			
OPPONENT 1ST DOWNS						RED ZONE OFFENSE							
	G	Rush	Pass	Pen	Total	G	RedZone	Percent	TDs	R/P	FG-AT	F/I/D/O	
1. James Madison	11	89	86	18	193	1. New Hampshire	13	38-43	88.4	25	11/14	13-15	1/1/1/0
2. Richmond	11	97	92	9	198	2. William and Mary	12	39-47	83.0	24	13/11	15-19	1/0/3/0
3. William and Mary	12	93	100	9	202	3. James Madison	11	24-29	82.8	18	17/1	6-7	1/0/3/0
4. Massachusetts	11	89	100	18	207	Richmond	11	24-29	82.8	15	11/4	9-10	0/1/3/0
5. Maine	11	67	122	20	209	5. Villanova	14	45-56	80.4	38	24/14	7-12	3/1/1/1
6. New Hampshire	13	84	104	27	215	6. Delaware	15	49-63	77.8	32	19/13	17-20	3/1/3/4
7. Towson	11	104	93	19	216	7. Maine	11	26-34	76.5	19	10/9	7-9	1/2/2/1
8. Rhode Island	11	76	119	23	218	8. Massachusetts	11	41-55	74.5	32	15/17	9-13	0/3/6/1
9. Delaware	15	84	128	19	231	9. Towson	11	19-27	70.4	10	6/4	9-10	1/2/4/0
10. Villanova	14	87	144	8	239	10. Rhode Island	11	27-40	67.5	18	11/7	9-14	1/1/4/2
SACKS BY				RED ZONE DEFENSE									
	G	Sacks	Yards	G	RedZone	Percent	TDs	R/P	FG-AT	F/I/D/O			
1. New Hampshire	13	37	218	1. Delaware	15	25-39	64.1	18	6/12	7-11	2/5/3/0		
2. Villanova	14	20	113	2. William and Mary	12	25-35	71.4	18	15/3	7-9	0/1/5/2		
3. Rhode Island	11	19	128	3. James Madison	11	26-36	72.2	11	4/7	15-18	3/1/2/1		
Delaware	15	19	137	4. Villanova	14	29-40	72.5	19	11/8	10-15	1/2/3/0		
William and Mary	12	19	123	5. Maine	11	34-46	73.9	23	11/12	11-14	1/2/2/4		
Richmond	11	19	155	6. Rhode Island	11	29-39	74.4	20	13/7	9-14	0/1/3/1		
7. Maine	11	16	89	13. New Hampshire	13	29-39	74.4	21	11/10	8-10	3/1/4/0		
8. James Madison	11	15	113	8. Richmond	11	30-39	76.9	25	15/10	5-7	1/2/3/1		
9. Towson	11	14	79	9. Massachusetts	11	32-40	80.0	25	13/12	7-9	0/2/4/0		
10. Massachusetts	11	12	70	10. Towson	11	50-51	98.0	34	24/10	16-17	0/0/0/0		
PENALTIES					3RD-DN CONVERSIONS								
	G	No	Yds	Avg/G	G	Conv	Att	Pct					
1. Richmond	11	50	391	35.5	1. Delaware	15	100	212	47.2				
2. William and Mary	12	59	439	36.6	2. Villanova	14	83	185	44.9				
3. Villanova	14	66	529	37.8	3. William and Mary	12	75	174	43.1				
4. Delaware	15	62	626	41.7	4. James Madison	11	61	149	40.9				
5. James Madison	11	71	672	61.1	5. New Hampshire	13	81	201	40.3				
6. Towson	11	78	693	63.0	6. Massachusetts	11	63	164	38.4				
7. New Hampshire	13	96	834	64.2	7. Rhode Island	11	63	170	37.1				
8. Massachusetts	11	77	709	64.5	8. Richmond	11	54	158	34.2				
9. Rhode Island	11	79	730	66.4	9. Towson	11	52	163	31.9				
10. Maine	11	80	797	72.5	10. Maine	11	41	146	28.1				

NCAA FCS ranking in parentheses

2010 CAA Football Team Statistics

OPP 3RD-DN CONVERSIONS	G	Conv	Att	Pct
1. Delaware	15	59	201	29.4
2. New Hampshire	13	58	189	30.7
3. William and Mary	12	59	177	33.3
4. Villanova	14	68	192	35.4
5. James Madison	11	55	152	36.2
6. Maine	11	64	167	38.3
7. Massachusetts	11	53	138	38.4
8. Richmond	11	62	160	38.8
9. Rhode Island	11	64	160	40.0
10. Towson	11	62	153	40.5

SACKS AGAINST	G	Sacks	Yards
1. Maine	11	12	79
2. Richmond	11	15	97
Massachusetts	11	15	115
4. James Madison	11	16	104
5. Rhode Island	11	17	117
6. Towson	11	21	154
7. William and Mary	12	24	175
8. Delaware	15	27	165
9. Villanova	14	28	155
10. New Hampshire	13	38	259

FIELD GOALS	G	Made	Att	Pct
1. Richmond	11	10	11	.909
2. New Hampshire	13	14	17	.824
3. Delaware	15	20	26	.769
4. Maine	11	7	10	.700
5. William and Mary	12	16	24	.667
Towson	11	10	15	.667
7. James Madison	11	6	10	.600
8. Rhode Island	11	11	19	.579
9. Massachusetts	11	9	16	.562
10. Villanova	14	8	15	.533

PAT KICKING	G	Made	Att	Pct
1. James Madison	11	25	25	1.000
2. Villanova	14	55	57	.965
3. Maine	11	20	21	.952
Rhode Island	11	20	21	.952
5. New Hampshire	13	34	36	.944
6. Massachusetts	11	29	31	.935
William and Mary	12	29	31	.935
8. Delaware	15	46	52	.885
9. Towson	11	15	17	.882
10. Richmond	11	13	19	.684

TIME OF POSSESSION	G	Total Time	Avg/G
1. Delaware	15	488:48	32:35
2. Massachusetts	11	353:09	32:06
3. Rhode Island	11	348:37	31:41
4. Villanova	14	442:59	31:38
5. William and Mary	12	367:57	30:39
6. James Madison	11	333:13	30:17
7. Maine	11	323:17	29:23
8. Towson	11	322:33	29:19
9. New Hampshire	13	377:09	29:00
10. Richmond	11	310:57	28:16

KICKOFF COVERAGE	G	No.	Yds	Avg	Retn	TB	NetAvg
1. Richmond	11	39	2362	60.6	624	4	42.5
2. New Hampshire	13	68	4095	60.2	1046	8	42.5
3. Villanova	14	77	4629	60.1	1460	0	41.2
4. James Madison	11	42	2405	57.3	700	0	40.6
5. Rhode Island	11	45	2614	58.1	769	2	40.1
6. Delaware	15	87	5340	61.4	1671	9	40.1
7. Towson	11	36	2110	58.6	625	3	39.6
8. Massachusetts	11	57	3168	55.6	935	2	38.5
9. William and Mary	12	62	3598	58.0	1242	2	37.4
10. Maine	11	41	2330	56.8	878	1	34.9

NCAA FCS ranking in parentheses

CAA Football Year-By-Year Standings

2010
Champions: Delaware, William and Mary

	Conference	Overall	Pct.
Delaware*§!	6-2	12-3	.800
William and Mary*	6-2	8-4	.667
Villanova*§	5-3	9-5	.643
New Hampshire*	5-3	8-5	.615
Richmond	4-4	6-5	.545
Massachusetts	4-4	6-5	.545
Rhode Island	4-4	5-6	.455
James Madison	3-5	6-5	.545
Maine	3-5	4-7	.364
Towson	0-8	1-10	.091

2009
Champions: Richmond, Villanova

	Conference	Overall	Pct.
North Division			
New Hampshire*	6-2	10-3	.769
Maine	4-4	5-6	.455
Hofstra	3-5	5-6	.455
Massachusetts	3-5	5-6	.455
Northeastern	3-5	3-8	.273
Rhode Island	0-8	1-10	.091
South Division			
Villanova*§!#	7-1	14-1	.933
Richmond*	7-1	11-2	.846
William and Mary*§	6-2	11-3	.786
Delaware	4-4	6-5	.545
James Madison	4-4	6-5	.545
Towson	1-7	2-9	.182

2008
Champions: James Madison

	Conference	Overall	Pct.
North Division			
New Hampshire*	6-2	10-3	.769
Maine*	5-3	8-5	.615
Massachusetts	4-4	7-5	.583
Hofstra	2-6	4-8	.333
Rhode Island	1-7	3-9	.250
Northeastern	1-7	2-10	.167
South Division			
James Madison*§	8-0	12-2	.857
Villanova*	7-1	10-3	.769
Richmond*§!#	6-2	13-3	.812
William and Mary	5-3	7-4	.636
Delaware	2-6	4-8	.333
Towson	1-7	3-9	.250

2007
Champions: Massachusetts, Richmond

	Conference	Overall	Pct.
North Division			
Massachusetts*	7-1	10-3	.769
Hofstra	4-4	7-4	.636
New Hampshire*	4-4	7-5	.636
Maine	3-5	4-7	.364
Northeastern	2-6	3-8	.273
Rhode Island	2-6	3-8	.273
South Division			
Richmond*§	7-1	11-3	.786
James Madison*	6-2	8-4	.667
Delaware*§!	5-3	11-4	.733
Villanova	5-3	7-4	.636
William and Mary	2-6	4-7	.364
Towson	1-7	3-8	.273

2006
Champion: Massachusetts

	Conference	Overall	Pct.
North Division			
Massachusetts*§!	8-0	13-2	.867
New Hampshire*	5-3	9-4	.692
Maine	5-3	6-5	.545
Northeastern	4-4	5-6	.455
Rhode Island	2-6	4-7	.364
Hofstra	1-7	2-9	.182
South Division			
James Madison*	7-1	9-3	.750
Villanova	5-3	6-5	.545
Towson	4-4	7-4	.636
Richmond	3-5	6-5	.545
Delaware	3-5	5-6	.455
William and Mary	1-7	3-8	.273

2005
Champions: New Hampshire, Richmond

	Conference	Overall	Pct.
North Division			
New Hampshire*	7-1	11-2	.846
Massachusetts	6-2	7-4	.636
Hofstra	5-3	7-4	.636
Maine	3-5	5-6	.455
Northeastern	2-6	2-9	.182
Rhode Island	2-6	4-7	.364
South Division			
Richmond*	7-1	9-4	.723
James Madison	5-3	7-4	.636
Delaware	3-5	6-5	.545
Towson	3-5	6-5	.545
William and Mary	3-5	5-6	.455
Villanova	2-6	4-7	.364

2004
Champions: Delaware, James Madison, William and Mary

	Conference	Overall	Pct.
North Division			
New Hampshire*	6-2	10-3	.768
Massachusetts	4-4	6-5	.545
Northeastern	4-4	5-6	.455
Hofstra	3-5	5-6	.455
Maine	3-5	5-6	.455
Rhode Island	2-6	4-7	.364
South Division			
William and Mary*§	7-1	11-3	.786
Delaware*	7-1	9-4	.692
James Madison*§!#	7-1	13-2	.867
Villanova	3-5	6-5	.545
Richmond	2-6	3-8	.273
Towson	0-8	3-8	.273

2003
Champions: Delaware, Massachusetts

	Conference	Overall	Pct.
Delaware*§!#	8-1	15-1	.938
Massachusetts*	8-1	10-3	.769
Northeastern	6-3	8-4	.667
Maine	5-4	7-5	.583
Villanova	5-4	7-4	.636
William and Mary	4-4	5-5	.500
James Madison	4-5	6-6	.500
New Hampshire	3-6	5-7	.417
Rhode Island	3-6	4-8	.333
Hofstra	2-7	2-10	.167
Richmond	1-8	1-10	.182

2002
Champions: Maine, Northeastern

	Conference	Overall	Pct.
Maine*	7-2	11-3	.786
Northeastern*	7-2	10-3	.769
Villanova*§	6-3	11-4	.733
Massachusetts	6-3	8-4	.667
William and Mary	5-4	6-5	.545
Delaware	4-5	6-6	.500
Hofstra	4-5	6-6	.500
Richmond	4-5	4-7	.364
James Madison	3-6	5-7	.417
New Hampshire	2-7	3-8	.273
Rhode Island	1-8	3-9	.250

2001
Champions: Hofstra, Maine, Villanova, William and Mary

	Conference	Overall	Pct.
Hofstra*	7-2	9-3	.750
Maine*	7-2	9-3	.750
Villanova	7-2	8-3	.727
William and Mary*	7-2	8-4	.667
Rhode Island	6-3	8-3	.727
Delaware	4-5	4-6	.400
Northeastern	4-5	5-6	.455
Massachusetts	3-6	3-8	.273
Richmond	3-6	3-8	.273
New Hampshire	2-7	4-7	.364
James Madison	0-9	2-9	.182

2000
Champions: Delaware, Richmond

	Conference	Overall	Pct.
Delaware*§	7-1	12-2	.857
Richmond*	7-1	10-3	.769
Massachusetts	5-3	7-4	.636
James Madison	4-4	6-5	.545
New Hampshire	4-4	6-5	.545
William and Mary	4-4	5-6	.455
Maine	3-5	5-6	.455
Villanova	3-5	5-6	.455
Rhode Island	2-6	3-8	.273
Northeastern	1-7	4-7	.364

1999
Champions: James Madison, Massachusetts

	Conference	Overall	Pct.
James Madison*	7-1	8-4	.667
Massachusetts*	7-1	9-4	.692
Villanova	6-2	7-4	.636
Delaware	5-3	7-4	.636
William and Mary	5-3	6-5	.545
Connecticut	3-5	4-7	.364
Maine	3-5	4-7	.364
New Hampshire	3-5	5-6	.455
Richmond	3-5	5-6	.455
Northeastern	1-7	2-9	.222
Rhode Island	1-7	1-10	.091

1998
Champion: Richmond

	Conference	Overall	Pct.
New England Division			
Connecticut*	6-2	10-3	.769
Massachusetts*§!#	6-2	12-3	.800
Maine	3-5	6-5	.546
New Hampshire	3-5	4-7	.364
Rhode Island	2-6	3-8	.273

Mid-Atlantic Division

Richmond*	7-1	9-3	.750
Delaware	4-4	7-4	.636
Villanova	4-4	6-5	.546
William and Mary	4-4	7-4	.636
Northeastern	3-5	5-6	.454
James Madison	2-6	3-8	.273

* - NCAA Playoff Participant | § - NCAA Playoff Semifinalist
! - NCAA Playoff Finalist | # - NCAA Champion

CAA Football Year-By-Year Standings

1997
Champion: Villanova

New England Division	Conference	Overall	Pct.
New Hampshire	5-3	5-6	.454
Connecticut	4-4	7-4	.636
Maine	4-4	5-6	.454
Rhode Island	2-6	2-9	.182
Boston University	1-7	1-10	.090
Massachusetts	1-7	2-9	.182

Mid-Atlantic Division

Villanova*	8-0	12-1	.923
Delaware*\$	7-1	12-2	.857
Northeastern	5-3	8-3	.727
Richmond	4-4	6-5	.545
William and Mary	4-4	7-4	.636
James Madison	3-5	5-6	.454

1996
Champion: William and Mary

New England Division	Conference	Overall	Pct.
New Hampshire	6-2	8-3	.727
Maine	5-3	7-4	.636
Massachusetts	4-4	6-5	.545
Connecticut	3-5	5-6	.454
Rhode Island	2-6	4-7	.364
Boston University	0-8	1-10	.091

Mid-Atlantic Division

William and Mary*	7-1	10-3	.769
Villanova*	6-2	8-4	.667
Delaware*	6-2	8-4	.667
James Madison	5-3	7-4	.636
Northeastern	3-5	6-5	.545
Richmond	1-7	2-9	.182

1995
Champion: Delaware

New England Division	Conference	Overall	Pct.
Rhode Island	6-2-0	7-4-0	.636
Connecticut	5-3-0	8-3-0	.727
New Hampshire	4-4-0	6-5-0	.545
Massachusetts	3-5-0	6-5-0	.545
Boston University	1-7-0	3-8-0	.273
Maine	1-7-0	3-8-0	.273

Mid-Atlantic Division

Delaware*	8-0-0	11-2-0	.846
James Madison*	6-2-0	8-4-0	.667
William and Mary	5-3-0	7-4-0	.636
Richmond	5-3-0	7-3-1	.682
Villanova	2-6-0	3-8-0	.273
Northeastern	2-6-0	4-7-0	.364

1994
Champion: New Hampshire

New England Division	Conference	Overall	Pct.
New Hampshire*	8-0-0	10-2-0	.833
Boston University*	6-2-0	9-3-0	.750
Connecticut	4-4-0	4-7-0	.364
Massachusetts	4-4-0	5-6-0	.455
Rhode Island	2-6-0	2-9-0	.182
Maine	2-6-0	3-8-0	.273

Mid-Atlantic Division

James Madison*	6-2-0	10-3-0	.769
William and Mary	6-2-0	8-3-0	.727
Delaware	5-3-0	7-3-1	.682
Villanova	2-6-0	5-6-0	.455
Northeastern	2-6-0	2-9-0	.181
Richmond	1-7-0	3-8-0	.273

1993
Champion: Boston University

New England Division	Conference	Overall	Pct.
Boston University*	8-0-0	12-1-0	.923
Massachusetts	6-2-0	9-2-0	.818
Connecticut	5-3-0	6-5-0	.545
New Hampshire	4-4-0	6-5-0	.545
Rhode Island	2-6-0	4-7-0	.364
Maine%	0-8-0%	0-11-0%	.000%

Mid-Atlantic Division

William and Mary*	7-1-0	9-3-0	.750
Delaware*	6-2-0	9-4-0	.692
James Madison	4-4-0	6-5-0	.545
Richmond	3-5-0	5-6-0	.455
Northeastern	2-6-0	2-9-0	.181
Villanova	1-7-0	3-8-0	.273

% - forfeited two Conference wins, three overall

1992
Champion: Delaware

Conference	Overall	Pct.	
Delaware*\$	7-1-0	11-3-0	.786
Villanova*	6-2-0	9-3-0	.750
Massachusetts	5-3-0	7-3-0	.700
Richmond	5-3-0	7-4-0	.636
Maine	4-4-0	6-5-0	.545
Connecticut	4-4-0	5-6-0	.455
New Hampshire	3-5-0	5-5-1	.500
Boston University	2-6-0	3-8-0	.273
Rhode Island	0-8-0	1-10-0	.091

1991
Champions: Delaware, Villanova, New Hampshire

Conference	Overall	Pct.	
Delaware*	7-1-0	10-2-0	.833
Villanova*	7-1-0	10-2-0	.833
New Hampshire*	7-1-0	9-3-0	.750
Rhode Island	3-5-0	6-5-0	.545
Massachusetts	3-5-0	4-7-0	.364
Boston University	3-5-0	4-7-0	.364
Maine	2-6-0	3-8-0	.273
Connecticut	2-6-0	3-8-0	.273
Richmond	2-6-0	2-9-0	.182

1990
Champion: Massachusetts

Conference	Overall	Pct.	
Massachusetts*	7-1-0	8-2-1	.772
New Hampshire	5-3-0	7-3-1	.682
Delaware	5-3-0	6-5-0	.545
Connecticut	5-3-0	6-5-0	.545
Villanova	5-3-0	6-5-0	.545
Boston University	4-4-0	5-6-0	.455
Maine	2-6-0	3-8-0	.273
Rhode Island	2-6-0	5-6-0	.455
Richmond	1-7-0	1-10-0	.091

1989
Champions: Maine, Villanova, Connecticut

Conference	Overall	Pct.	
Maine*	6-2-0	9-3-0	.750
Villanova*	6-2-0	8-4-0	.667
Connecticut	6-2-0	8-3-0	.727
New Hampshire	5-3-0	7-3-0	.700
Delaware	5-3-0	7-4-0	.636
Boston University	4-4-0	4-7-0	.364
Massachusetts	3-5-0	5-5-1	.500
Rhode Island	1-7-0	3-8-0	.273
Richmond	0-8-0	1-10-0	.091

1988
Champions: Delaware, Massachusetts

Conference	Overall	Pct.	
Delaware*	6-2-0	7-5-0	.583
Massachusetts*	6-2-0	8-4-0	.667
Connecticut	4-4-0	7-4-0	.636
Maine	4-4-0	7-4-0	.636
New Hampshire	4-4-0	6-5-0	.545
Villanova	4-4-0	5-5-1	.500
Boston University	3-5-0	4-7-0	.364
Rhode Island	3-5-0	3-8-0	.273
Richmond	2-6-0	4-7-0	.364

1987
Champions: Richmond, Maine

Conference	Overall	Pct.	
Richmond*	6-1-0	7-5-0	.583
Maine*	6-1-0	8-4-0	.667
Connecticut	5-2-0	7-4-0	.636
New Hampshire	4-3-0	7-3-0	.700
Delaware	2-5-0	5-6-0	.455
Massachusetts	2-5-0	3-8-0	.273
Boston University	2-5-0	3-8-0	.273
Rhode Island	1-6-0	1-10-0	.091

1986
Champions: Delaware, Massachusetts, Connecticut

Conference	Overall	Pct.	
Delaware*	5-2-0	9-4-0	.692
Massachusetts	5-2-0	7-4-0	.636
Connecticut	5-2-0	8-3-0	.727
New Hampshire	4-3-0	7-4-0	.636
Maine	3-4-0	7-4-0	.636
Richmond	3-4-0	4-7-0	.364
Boston University	3-4-0	4-7-0	.364
Rhode Island	0-7-0	1-10-0	.091

1985
Champion: Rhode Island

Conference	Overall	Pct.	
Rhode Island*	5-0-0	10-3-0	.769
Massachusetts	4-1-0	7-4-0	.636
New Hampshire	2-3-0	6-4-0	.600
Maine	2-3-0	6-5-0	.545
Connecticut	1-4-0	4-5-0	.444
Boston University	1-4-0	3-8-0	.273

1984
Champions: Rhode Island, Boston University

Conference	Overall	Pct.	
Rhode Island*\$	4-1-0	10-3-0	.769
Boston University*	4-1-0	9-3-0	.750
New Hampshire	3-2-0	9-2-0	.818
Maine	2-3-0	5-6-0	.455
Connecticut	1-4-0	3-8-0	.273
Massachusetts	1-4-0	3-8-0	.273

1983
Champions: Boston University, Connecticut

Conference	Overall	Pct.	
Boston University*	4-1-0	9-4-0	.692
Connecticut	4-1-0	5-6-0	.455
New Hampshire	3-2-0	7-3-0	.700
Rhode Island	2-3-0	6-4-0	.600
Massachusetts	2-3-0	3-8-0	.273
Maine	0-5-0	4-6-0	.400

* - NCAA Playoff Participant | \$ - NCAA Playoff Semifinalist
! - NCAA Playoff Finalist | # - NCAA Champion

CAA Football Year-By-Year Standings

1982
Champions: Boston University, Maine
Connecticut, Massachusetts

	Conference	Overall	Pct.
Boston University*	3-2-0	5-6-0	.455
Maine	3-2-0	7-4-0	.636
Connecticut	3-2-0	5-6-0	.455
Massachusetts	3-2-0	5-6-0	.455
Rhode Island	2-3-0	7-4-0	.636
New Hampshire	1-4-0	4-6-0	.400

1981
Champions: Rhode Island, Massachusetts

	Conference	Overall	Pct.
Rhode Island*	4-1-0	6-6-0	.500
Massachusetts	4-1-0	6-3-0	.667
Boston University	3-2-0	6-5-0	.545
New Hampshire	2-3-0	7-3-0	.700
Connecticut	1-4-0	4-7-0	.364
Maine	1-4-0	3-7-1	.318

1980
Champion: Boston University

	Conference	Overall	Pct.
Boston University	5-0-0	9-2-0	.818
Massachusetts	4-1-0	7-3-0	.700
Connecticut	3-2-0	7-3-0	.700
New Hampshire	2-3-0	6-4-0	.600
Maine	1-4-0	4-7-0	.364
Rhode Island	0-5-0	2-9-0	.181

1979
Champions: Boston University, Massachusetts

	Conference	Overall	Pct.
Massachusetts	4-1-0	6-4-0	.600
Boston University	4-1-0	8-1-1	.850
Connecticut	3-1-1	3-6-2	.364
New Hampshire	2-2-1	5-4-2	.545
Rhode Island	1-4-0	1-9-1	.136
Maine	0-5-0	2-9-0	.181

1978
Champion: Massachusetts

	Conference	Overall	Pct.
Massachusetts*§!	5-0-0	9-4-0	.692
Rhode Island	3-2-0	7-3-0	.700
Connecticut	3-2-0	4-7-0	.364
Boston University	2-3-0	6-4-0	.600
New Hampshire	1-3-1	6-4-1	.591
Maine	0-4-1	3-7-1	.318

1977
Champion: Massachusetts

	Conference	Overall	Pct.
Massachusetts	5-0-0	8-3-0	.727
Rhode Island	4-1-0	6-5-0	.545
New Hampshire	3-2-0	8-2-0	.800
Boston University	1-4-0	3-7-0	.300
Maine	1-4-0	3-7-0	.300
Connecticut	1-4-0	1-10-0	.091

1976
Champion: New Hampshire

	Conference	Overall	Pct.
New Hampshire	4-1-0	8-3-0	.727
Massachusetts	3-2-0	5-5-0	.500
Boston University	2-3-0	3-7-0	.300
Maine	2-3-0	6-5-0	.545
Rhode Island	2-3-0	3-5-0	.375
Connecticut	2-3-0	2-9-0	.182

1975
Champion: New Hampshire

	Conference	Overall	Pct.
New Hampshire	5-0-0	9-3-0	.750
Massachusetts	4-1-0	8-2-0	.800
Connecticut	3-2-0	4-7-0	.364
Boston University	1-4-0	5-6-0	.454
Maine	1-4-0	4-6-0	.400
Rhode Island	1-4-0	2-8-0	.200

1974
Champions: Maine, Massachusetts

	Conference	Overall	Pct.
Maine	4-2-0	4-6-0	.400
Massachusetts	4-2-0	5-6-0	.454
Boston University	3-3-0	5-4-1	.545
Connecticut	3-3-0	4-6-0	.400
New Hampshire	3-3-0	5-4-0	.555
Rhode Island	3-3-0	5-5-0	.500
Vermont	1-5-0	4-6-0	.400

1973
Champion: Connecticut

	Conference	Overall	Pct.
Connecticut	5-0-1	8-2-1	.778
Rhode Island	4-1-1	6-2-2	.700
Massachusetts	4-2-0	6-5-0	.545
New Hampshire	2-3-0	4-5-0	.444
Maine	2-4-0	3-7-0	.300
Boston University	1-4-0	3-7-0	.300
Vermont	1-5-0	3-6-0	.333

1972
Champion: Massachusetts

	Conference	Overall	Pct.
Massachusetts	5-0-0	9-2-0	.818
Connecticut	4-1-0	4-5-0	.444
Vermont	3-2-0	4-5-0	.444
New Hampshire	2-3-0	4-5-0	.444
Maine	1-4-0	3-6-0	.333
Rhode Island	0-5-0	3-7-0	.300

1971
Champions: Connecticut, Massachusetts

	Conference	Overall	Pct.
Connecticut	3-1-1	5-3-1	.611
Massachusetts	3-1-1	4-4-1	.500
New Hampshire	3-2-0	4-4-1	.500
Rhode Island	2-3-0	3-6-0	.333
Vermont	2-3-0	2-7-0	.286
Maine	1-4-0	2-6-0	.250

1970
Champion: Connecticut

	Conference	Overall	Pct.
Connecticut	4-0-1	4-4-2	.500
Massachusetts	3-1-1	4-5-1	.444
New Hampshire	3-2-0	5-3-0	.375
Rhode Island	3-2-0	5-3-0	.625
Maine	1-4-0	3-5-0	.375
Vermont	0-5-0	0-9-0	.000

1969
Champion: Massachusetts

	Conference	Overall	Pct.
Massachusetts	5-0-0	6-3-0	.667
Connecticut	3-2-0	5-4-0	.556
Maine	3-2-0	5-4-0	.556
Vermont	2-3-0	3-6-0	.333
New Hampshire	1-4-0	3-5-0	.375
Rhode Island	1-4-0	3-6-0	.333

1968
Champions: New Hampshire, Connecticut

	Conference	Overall	Pct.
New Hampshire	4-1-0	6-2-0	.750
Connecticut	4-1-0	4-6-0	.400
Rhode Island	2-3-0	3-6-0	.333
Massachusetts	2-3-0	2-8-0	.200
Maine	2-3-0	3-5-0	.375
Vermont	1-4-0	3-6-0	.333

1967
Champion: Massachusetts

	Conference	Overall	Pct.
Massachusetts	5-0-0	7-2-0	.777
Connecticut	4-1-0	5-4-0	.555
Rhode Island	2-2-1	6-2-1	.722
New Hampshire	2-3-0	5-3-0	.625
Vermont	1-3-1	3-5-1	.389
Maine	0-5-0	0-8-0	.000

1966
Champion: Massachusetts

	Conference	Overall	Pct.
Massachusetts	5-0-0	6-3-0	.667
Vermont	3-2-0	6-2-0	.750
Connecticut	2-2-1	2-6-1	.277
Maine	2-3-0	4-5-0	.444
Rhode Island	1-3-1	1-7-1	.167
New Hampshire	1-4-0	2-6-0	.250

1965
Champion: Maine

	Conference	Overall	Pct.
Maine	5-0-0	8-2-0	.800
Massachusetts	4-1-0	7-2-0	.778
Connecticut	2-2-0	3-6-0	.333
Vermont	2-2-0	6-2-0	.750
Rhode Island	1-4-0	2-7-0	.222
New Hampshire	0-5-0	0-8-0	.000

1964
Champion: Massachusetts

	Conference	Overall	Pct.
Massachusetts	5-0-0	8-2-0	.800
Vermont	4-1-0	7-1-0	.875
Connecticut	3-1-1	4-4-1	.500
Maine	2-3-0	5-3-0	.625
Rhode Island	1-4-0	3-7-0	.300
New Hampshire	0-4-1	1-6-1	.188

1963
Champion: Massachusetts

	Conference	Overall	Pct.
Massachusetts	5-0-0	8-0-1	.944
Maine	3-2-0	5-3-0	.625
Vermont	2-2-0	6-2-0	.750
Rhode Island	2-3-0	4-5-0	.444
Connecticut	1-3-0	2-6-0	.250
New Hampshire	1-4-0	2-6-0	.250

1962
Champion: New Hampshire

	Conference	Overall	Pct.
New Hampshire	4-0-1	7-0-1	.938
Massachusetts	4-1-0	6-3-0	.666
Connecticut	2-2-0	3-6-0	.333
Vermont	1-3-0	3-5-0	.375
Rhode Island	1-3-1	2-5-2	.333
Maine	1-4-0	4-4-0	.500

* - NCAA Playoff Participant | § - NCAA Playoff Semifinalist
 ! - NCAA Playoff Finalist | # - NCAA Champion

CAA Football Year-By-Year Standings

1961
Champion: Maine

	Conference	Overall	Pct.
Maine	5-0-0	8-0-1	.944
Massachusetts	3-1-0	5-4-0	.555
Connecticut	2-2-0	2-7-0	.222
New Hampshire	1-3-0	3-5-0	.375
Rhode Island	1-4-0	2-6-1	.277
Vermont	0-2-0	3-3-1	.500

1960
Champions: Connecticut, Massachusetts

	Conference	Overall	Pct.
Connecticut	3-1-0	5-4-0	.555
Massachusetts	3-1-0	7-2-0	.777
Maine	3-2-0	4-3-1	.563
New Hampshire	2-2-0	4-3-0	.571
Rhode Island	1-4-0	3-5-0	.375
Vermont	0-2-0	1-6-0	.143

1959
Champion: Connecticut

	Conference	Overall	Pct.
Connecticut	4-0-0	6-3-0	.667
Massachusetts	2-2-0	3-5-1	.438
Maine	1-2-2	3-3-2	.500
New Hampshire	1-2-1	3-3-2	.500
Rhode Island	1-2-1	3-5-1	.438
Vermont	0-1-0	4-3-0	.571

1958
Champion: Connecticut

	Conference	Overall	Pct.
Connecticut	4-0-0	7-3-0	.700
Maine	3-1-0	6-2-0	.750
Rhode Island	2-2-0	4-4-0	.500
Massachusetts	1-3-0	2-6-0	.250
New Hampshire	0-4-0	2-6-0	.250
Vermont	0-0-0	2-4-1	.357

1957
Champions: Rhode Island, Connecticut

	Conference	Overall	Pct.
Rhode Island	3-0-1	5-2-1	.688
Connecticut	3-0-1	5-4-1	.550
Maine	2-2-0	4-4-0	.500
Massachusetts	1-2-1	1-5-1	.214
New Hampshire	0-3-1	0-7-1	.000
Vermont	0-2-0	2-5-0	.286

1956
Champion: Connecticut

	Conference	Overall	Pct.
Connecticut	3-0-1	6-2-1	.777
Maine	3-1-0	5-2-0	.714
New Hampshire	2-1-1	3-4-1	.438
Vermont	1-2-0	2-5-0	.286
Massachusetts	1-3-0	2-5-1	.313
Rhode Island	1-4-0	2-6-0	.250

1955
Champion: Rhode Island

	Conference	Overall	Pct.
Rhode Island	4-0-1	6-1-2	.777
Maine	2-1-1	5-1-1	.786
New Hampshire	1-1-2	2-4-2	.375
Connecticut	2-2-0	4-4-0	.500
Massachusetts	1-3-0	4-4-0	.500
Vermont	0-3-0	3-3-1	.500

1954
Champion: New Hampshire

	Conference	Overall	Pct.
New Hampshire	4-0-0	7-1-0	.875
Rhode Island	3-1-0	6-2-0	.750
Maine	2-2-0	5-2-0	.714
Vermont	1-1-0	3-3-1	.500
Massachusetts	1-3-0	4-4-0	.500
Connecticut	0-4-0	1-8-0	.111

1953
Champions: New Hampshire, Rhode Island

	Conference	Overall	Pct.
New Hampshire	3-1-0	6-2-0	.750
Rhode Island	3-1-0	6-2-0	.750
Connecticut	2-1-1	3-4-1	.438
Maine	1-2-1	4-2-1	.643
Massachusetts	0-3-0	1-7-0	.125
Vermont	0-1-0	3-3-1	.500

1952
Champions: Rhode Island, Connecticut, Maine

	Conference	Overall	Pct.
Rhode Island	3-1-0	7-1-0	.875
Connecticut	3-1-0	5-3-0	.625
Maine	3-1-0	4-3-0	.571
Massachusetts	1-2-0	4-3-1	.563
New Hampshire	0-4-0	3-4-1	.438
Vermont	0-1-0	2-5-0	.286

1951
Champion: Maine

	Conference	Overall	Pct.
Maine	3-0-1	6-0-1	.929
Connecticut	2-1-0	4-4-0	.500
New Hampshire	1-2-1	5-2-1	.688
Rhode Island	1-3-0	3-5-0	.375
Vermont	0-3-0	0-7-0	.000
Massachusetts	2-0-0	3-4-1	.438

1950
Champion: New Hampshire

	Conference	Overall	Pct.
New Hampshire	4-0-0	8-0-0	1.000
Maine	3-1-0	5-1-1	.786
Rhode Island	2-2-0	3-5-0	.375
Vermont	0-3-0	2-5-0	.286
Connecticut	0-3-0	3-5-0	.375
Massachusetts	1-1-0	3-5-0	.375

1949
Champions: Connecticut, Maine

	Conference	Overall	Pct.
Connecticut	2-0-1	4-4-1	.500
Maine	2-0-1	2-4-1	.357
New Hampshire	1-3-0	4-4-0	.500
Rhode Island	0-4-0	0-8-0	.000
Vermont	2-0-0	6-2-0	.750
Massachusetts	1-1-0	3-5-0	.375

1948
Champion: New Hampshire

	Conference	Overall	Pct.
New Hampshire	3-1-0	5-3-0	.625
Connecticut	2-1-0	3-5-0	.375
Maine	1-2-0	4-3-0	.571
Rhode Island	0-4-0	2-5-1	.313
Vermont	1-1-0	4-3-1	.563
Massachusetts	2-0-0	3-4-1	.438

1947
Champion: New Hampshire

	Conference	Overall	Pct.
New Hampshire	4-0-0	8-1-0	.889
Maine	2-1-0	6-1-0	.857
Connecticut	1-2-0	4-4-0	.500
Rhode Island	1-3-0	3-4-0	.429
Massachusetts	0-1-1	3-4-1	.438
Vermont	0-1-1	3-4-1	.438

* - NCAA Playoff Participant | \$ - NCAA Playoff Semifinalist
! - NCAA Playoff Finalist | # - NCAA Champion

CAA Football All-Time Coaching Records

		-- OVERALL --		-- CONFERENCE --	
Coach	Years	Record	Pct.	Record	Pct.
1. Biff Glassford (UNH)	1946-1948	19-5-1	.780	7-1	.875
2. Vic Fusia (UMass)	1961-1970	59-32-2	.645	41-7-1	.847
3. Mike London (UR)	2008-2009	24-5	.828	13-3	.813
4. David Nelson (UM)	1949-1950	7-5-2	.571	5-1-1	.786
5. Dick MacPherson (UMass)	1971-1977	45-27-1	.623	28-8-1	.770
6. Bob Casciola (UC)	1971-1972	9-8-1	.528	7-2-1	.750
Tom Lichtenberg (UM)	1989	9-3	.750	6-2	.750
Charles Studley (UMass)	1960	7-2	.778	3-1	.750
Hal Kopp (URI)	1950, 52-55	28-11-2	.718	15-5-1	.738
Bob Pickett (UMass)	1978-1983	36-28	.563	22-8	.733
John Toner (UC)	1966-1970	20-24-3	.457	17-6-2	.720
Harold "Tubby" Raymond (UD)	1966-2001	300-119-3	.714	89-38	.701
Mark Whipple (UMass)	1998-2003	49-26	.653	35-16	.686
Tim Murphy (UM)	1987-1988	15-8	.652	10-5	.667
Rick Taylor (BU)	1977-1984	55-32-1	.631	26-14	.650
Thomas Eck (UMass)	1945, 47-51	17-23-4	.432	6-3-1	.650
Bob Ingalls (UC)	1952-1963	49-54-3	.476	29-16-3	.635
Don Brown (NU, UMass)	2000-03, 04-08	70-39	.642	47-28	.627
<i>Northeastern</i>		27-20	.574	18-17	.514
<i>Massachusetts</i>		42-19	.689	29-11	.725
19. Rip Scherer (JMU)	1991-1994	29-19	.604	10-6	.625
20. Larry Naviaux (UC)	1973-1976	18-24-1	.430	13-8-1	.614
21. J.O. Christian (UC)	1934-1949	66-51-4	.562	5-3-1	.611
Hal Westerman (UM)	1951-1966	80-38-7	.668	41-26-5	.604
23. Jimmie Laycock (WM)	1980-	208-145-2	.589	88-58	.603
24. Andy Talley (VU)	1985-	188-107-1	.637	112-75	.599
Dave Clawson (UR)	2004-2007	29-20	.592	19-13	.594
26. Mickey Matthews (JMU)	1999-	88-56	.611	58-41	.586
27. K.C. Keeler (UD)	2002-	74-42	.638	42-32	.568
Bill Bowes (UNH)	1972-1998	175-106-5	.621	97-74-2	.567
Rick Forzano (UC)	1964-1965	7-10-1	.417	4-3-1	.563
Skip Holtz (UC)	1994-1998	34-23	.597	22-18	.550
Jim Root (UNH)	1968-1971	18-14-1	.561	11-9	.550
Tom Jackson (UC)	1983-1993	62-57	.521	42-35	.545
33. Sean McDonnell (UNH)	1999-	88-58	.603	53-46	.535
Jim Reid (UMass, UR)	1986-91, 95-03	84-82-3	.506	61-60	.504
<i>Massachusetts</i>		36-29-2	.552	26-20	.565
<i>Richmond</i>		48-53-1	.475	35-40	.467
35. Latrell Scott (UR)	2010-	6-5	.545	4-4	.500
Dan Allen (BU)	1990-1995	36-33	.522	24-24	.500
Alex Wood (JMU)	1995-1998	23-22	.511	16-16	.500
Dai Shealy (UR)	1980-1988	43-57	.430	11-11	.500
Bob Stull (UMass)	1984-1985	10-12	.455	5-5	.500
George Allen (UM)	1941, 46-48	16-11-2	.586	3-3	.500
Joe Gardi (HOF)	2001-2005	119-62-2	.656	21-22	.488
Walt Nadzak (UC)	1977-1982	24-39-2	.385	14-15-1	.483
Mike Hodges (UMass)	1992-1997	35-30	.538	23-25	.479
44. Jack Cosgrove (UM)	1993-	97-108	.473	66-81	.449
45. Kevin Morris (UMass)	2009-	11-11	.500	7-9	.438
Chris Palmer (BU)	1988-1989	8-14	.364	7-9	.438
Chief Boston (UNH)	1949-1964	60-57-10	.512	25-34-8	.433
Bob Clifford (VER)	1962-1969	37-29-1	.560	15-20-1	.431
Jack Gregory (URI)	1970-1975	22-33-2	.404	13-18-1	.422
Buddy Teevens (UM)	1985-1986	13-9	.591	5-7	.417
Herb Maack (URI)	1956-1960	17-22-2	.439	8-12-2	.409
Randy Edsall (UC)	1999	4-7	.364	3-5	.375
Bob Griffin (URI)	1976-1992	79-107-1	.425	37-67	.356
Rocky Hager (NU)	2004-2009	20-47	.299	16-32	.333
Kirk Ferentz (UM)	1990-1992	12-21	.363	8-16	.333
Paul Kemp (BU)	1973-1976	16-24-1	.402	7-14	.333
Arthur Valpey (UC)	1950-1951	7-9	.438	2-4	.333
Barry Gallup (NU)	1991-1999	38-60-1	.389	18-38	.321
Walter Abbott (UM)	1967-1975	27-53	.338	15-32	.319
Steve Stetson (BU)	1985-1987	10-23	.303	6-13	.316
Jack Zilly (URI)	1963-1969	21-41-2	.344	10-23-2	.314
Dave Cohen (HOF)	2006-2009	18-27	.400	10-22	.313
Floyd Keith (URI)	1993-1999	23-53	.303	17-39	.304
Ron Rogerson (UM)	1981-1984	19-23-1	.454	6-14	.300
Joe Yukica (UNH)	1966-1967	7-9	.438	3-7	.300
Tim Stowers (URI)	2000-2007	33-57	.367	20-47	.299
Carl Falivene (VER)	1972-1974	11-17	.393	5-12	.294
John C. Evans (VER)	1947-1951	15-21-2	.421	3-8-1	.292
Charlie O'Rourke (UMass)	1952-1959	21-39-4	.359	8-21-1	.283
70. Joe Trainer (URI)	2009-	6-16	.273	4-12	.250
Jim Marshall (UR)	1989-1994	19-47	.288	12-36	.250
John Chironna (URI)	1961-1962	4-11-3	.306	2-7-1	.250
Ed Doherty (URI)	1951	3-5	.375	1-3	.250
Gordy Combs (TU)	2004-2008	22-34	.393	9-31	.225
Joe Scannella (VER)	1970-1971	2-16	.111	2-8	.200
Jack Bicknell (UM)	1976-1980	18-35-1	.343	4-20-1	.180
Darren Rizzi (URI)	2008	3-9	.250	1-7	.125
Ed Donnelly (VER)	1952-1961	25-40-5	.393	2-15	.118
Bill Beck (URI)	1941, 46-49	12-22-2	.361	1-11	.083
80. Rob Ambrose (TU)	2009-	3-19	.136	1-15	.063
Tom Masella (BU)	1996-1997	2-20	.091	1-15	.063
Andy Mooradian (UNH)	1965	0-8	.000	0-5	.000

CAA All-Time Wins

1. Andy Talley (VU)	112
2. Bill Bowes (UNH)	97
3. Harold "Tubby" Raymond (UD)	89
4. Jimmie Laycock (WM)	88
5. Jack Cosgrove (UM)	66
6. Jim Reid (UMass, UR)	61
7. Mickey Matthews (JMU)	58
8. Sean McDonnell (UNH)	53
9. Don Brown (NU, UMass)	47
10. K.C. Keeler (UD)	42
Tom Jackson (UC)	42
12. Hal Westerman (UM)	41
Vic Fusia (UMass)	41
14. Bob Griffin (URI)	37
15. Mark Whipple (UMass)	35
16. Bob Ingalls (UC)	29
17. Dick MacPherson (UMass)	28
18. Rick Taylor (BU)	26
19. Chief Boston (UNH)	25
20. Dan Allen (BU)	24
21. Mike Hodges (UMass)	23
22. Skip Holtz (UC)	22
Bob Pickett (UMass)	22
24. Joe Gardi (HOF)	21
25. Tim Stowers (URI)	20
26. Dave Clawson (UR)	19
27. Barry Gallup (NU)	18
28. Floyd Keith (URI)	17
John Toner (UC)	17
30. Rocky Hager (NU)	16
Alex Wood (JMU)	16
32. Walter Abbott (UM)	15
Bob Clifford (VER)	15
Hal Kopp (URI)	15
35. Walt Nadzak (UC)	14
36. Mike London (UR)	13
Jack Gregory (URI)	13
Larry Naviaux (UC)	13
39. Jim Marshall (UR)	12
40. Jim Root (UNH)	11
Dal Shealy (UR)	11
42. Dave Cohen (HOF)	10
Tim Murphy (UM)	10
Rip Scherer (JMU)	10
Jack Zilly (URI)	10
46. Gordy Combs (TU)	9
47. Kirk Ferentz (UM)	8
Herb Maack (URI)	8
Charlie O'Rourke (UMass)	8
50. Kevin Morris (UMass)	7
Bob Casciola (UC)	7
Biff Glassford (UNH)	7
Paul Kemp (BU)	7
Chris Palmer (BU)	7
55. Thomas Eck (UMass)	6
Tom Lichtenberg (UM)	6
Ron Rogerson (UM)	6
Steve Stetson (BU)	6
59. J.O. Christian (UC)	5
Carl Falivene (VER)	5
David Nelson (UM)	5
Bob Stull (UMass)	5
Buddy Teevens (UM)	5
64. Latrell Scott (UR)	4
Joe Trainer (URI)	4
Jack Bicknell (UM)	4
Rick Forzano (UC)	4
68. George Allen (UM)	3
Randy Edsall (UC)	3
John C. Evans (VER)	3
Charles Studley (UMass)	3
Joe Yukica (UNH)	3
73. John Chironna (URI)	2
Ed Donnelly (VER)	2
Joe Scannella (VER)	2
Arthur Valpey (UC)	2
77. Rob Ambrose (TU)	1
Darren Rizzi (URI)	1
Bill Beck (URI)	1
Ed Doherty (URI)	1
Tom Masella (BU)	1
82. Andy Mooradian (UNH)	0

All-Time Passing Records

Pass Completions - Career

Comp.	Name	School	Years
1,102	Ricky Santos	New Hampshire	2004-2007
1,044	Sean Schaefer	Towson	2005-2008
868	Chris Boden	Villanova	1996-1999
833	Brett Gordon	Villanova	1999-2002
830	Liam Coen	Massachusetts	2005-2008
803	Matt DeGennaro	Connecticut	1987-1990
784	Eric Ward	Richmond	2006-2009
755	Ron Whitcomb	Maine	2003-2006
691	Chris Hixson	Rhode Island	1993-1996
676	Dave Corley, Jr.	William and Mary	1999-2002

Passing Touchdowns - Career

TD	Name	School	Years
123	Ricky Santos	New Hampshire	2004-2007
99	Chris Boden	Villanova	1996-1999
90	Liam Coen	Massachusetts	2005-2008
83	Brett Gordon	Villanova	1999-2002
78	Tom Ehrhardt	Rhode Island	1984-1985
76	Sean Schaefer	Towson	2005-2008
73	Dave Corley, Jr.	William and Mary	1999-2002
73	Matt DeGennaro	Connecticut	1987-1990
73	Shane Stafford	Connecticut	1995-1998
69	Mike Buck	Maine	1986-1989

Yards Gained - Career

Yards	Name	School	Years
13,212	Ricky Santos	New Hampshire	2004-2007
11,644	Sean Schaefer	Towson	2005-2008
11,031	Liam Coen	Massachusetts	2005-2008
10,166	Chris Boden	Villanova	1996-1999
9,805	Dave Corley, Jr.	William and Mary	1999-2002
9,639	Brett Gordon	Villanova	1999-2002
9,288	Matt DeGennaro	Connecticut	1987-1990
8,969	Eric Ward	Richmond	2006-2009
8,845	Mike Buck	Maine	1986-1989
8,839	Shane Stafford	Connecticut	1995-1998

Yards Gained - Game

Yards	Name (School)	Opponent	Date
566	Tom Ehrhardt (URI)	Connecticut	11/16/85
560	Bobby Seck (HOF)	Rhode Island	9/25/04
556	Matt Nagy (UD)	Connecticut	11/7/98
538	Ricky Santos (UNH)	Villanova	10/2/04
522	Mickey Fein (UM)	Connecticut	10/11/97
520	Tom Ehrhardt (URI)	Lehigh	10/12/85
496	Bobby Seck (HOF)	Liberty	11/22/03
494	Tom Ehrhardt (URI)	Furman	12/7/85
486	Bob Jean (UNH)	Villanova	11/5/88
484	Cory Christopher (HOF)	Massachusetts	11/21/09

Senior Record: 566 Tom Ehrhardt (URI) vs. Connecticut (11/16/85)
 Junior Record: 560 Bobby Seck (HOF) vs. Rhode Island (9/25/04)
 Sophomore Record: 556 Matt Nagy (UD) vs. Connecticut (11/7/98)
 Freshman Record: 538 Ricky Santos (UNH) vs. Villanova (10/2/04)

Average Yards Gained - Season

(minimum 3,000 yards)

Avg.	Name (School)	Cl.	Gms.	Yards	Year
346.8	Tom Ehrhardt (URI)	Sr.	13	4,508	1985
303.3	Sean Schaefer (TU)	So.	10	3,033	2006
302.0	Anton Clarkson (HOF)	Jr.	10	3,020	2005
299.7	Robert Dougherty (BU)	Sr.	12	3,596	1994
297.7	Tom Ehrhardt (URI)	Jr.	13	3,870	1984
297.3	Rocky Butler (HOF)	Sr.	12	3,568	2001
292.1	Ricky Santos (UNH)	So.	13	3,797	2005
290.2	Kevin Foley (BU)	Sr.	11	3,192	1995
286.0	Brett Gordon (VU)	Sr.	15	4,290	2002
285.2	Chris Boden (VU)	So.	13	3,707	1997

Senior Record: 346.8 Tom Ehrhardt (URI), 1985
 Junior Record: 302.0 Anton Clarkson (HOF), 2005
 Sophomore Record: 303.3 Sean Schaefer (TU), 2006
 Freshman Record: 255.2 Ricky Santos (UNH), 2004

INDIVIDUAL RECORDS

Most Pass Attempts - Game

78 Tom Ehrhardt (URI) vs. Furman, 12/7/85

Most Pass Completions - Game

43 Chris Boden (VU) vs. Connecticut, 10/16/99
 43 Sean Schaefer (TU) vs. Hofstra, 9/23/06

Most Pass Completions - Season

386 Brett Gordon (VU), 2002

Most Completions Per Game - Season

30.4 Tom Ehrhardt (URI), 1985

Most Pass Attempts - Season

645 Tom Ehrhardt (URI), 1985

Most Pass Attempts - Career

1,636 Ricky Santos (UNH), 2004-07

Most Touchdown Passes - Game

8 Bobby Seck (HOF) vs. Rhode Island, 9/25/04
 8 Tom Ehrhardt (URI) vs. Connecticut, 11/16/85

Most Touchdown Passes - Season

42 Chris Boden (VU), 1997
 42 Tom Ehrhardt (URI), 1985

Most Interceptions Thrown - Game

6 Six times
 Last by Jake Phillips (WM) vs. Richmond, 11/22/08

Most Interceptions Thrown - Season

27 Tom Ehrhardt (URI), 1985

Most Interceptions Thrown - Career

59 Sean Schaefer (TU), 2005-08

Longest Pass

98 R.J. Archer-to-Cameron Dohse (WM) vs. Villanova, 12/11/09
 98 Steve Monaco-to-Emerson Foster (URI) vs. Holy Cross, 9/3/88

TEAM RECORDS

Most Passing Attempts - Game

90 Rhode Island vs. Furman, 12/7/85

Most Passing Attempts - Season

761 Rhode Island, 1985 (13 Games)

Most Pass Completions - Game

45 Rhode Island vs. Furman, 12/7/85

Most Pass Completions - Season

419 Rhode Island, 1985 (13 Games)

Highest Completion Percentage - Season

73.2 New Hampshire, 2007 (12 Games)

Most Passing Yards - Game

580 Rhode Island vs. Connecticut, 11/16/85

Most Passing Yards - Season

5,321 Rhode Island, 1985 (13 Games)

Most Touchdown Passes - Game

8 Twice, Last by Hofstra vs. Rhode Island, 9/25/04

Most Touchdown Passes - Season

47 Rhode Island, 1985 (13 Games)

Most First Downs Passing - Game

29 Rhode Island vs. Connecticut, 11/16/85

Most First Downs Passing - Season

256 Rhode Island, 1985 (13 Games)

Annual Passing Leaders

Completions		
Year	Name (Team)	Completions
1978	Steve Tosches (URI)	114
1979	Mike McEvilly (UM)	107
1980	Ken Sweitzer (UC)	127
1981	Ken Sweitzer (UC)	145
1982	Rich LaBonte (UM)	112
1983	Dave Weinke (URI)	150
1984	Tom Ehrhardt (URI)	308
1985	Tom Ehrhardt (URI)	283
1986	Peter Lane (UC)	187
1987	Mike Buck (UM)	232
Passing Efficiency		
<i>(since ratings system - 1988)</i>		
Year	Name (Team)	Rating
1988	Matt DeGennaro (UC)	126.4
1989	Mike Buck (UM)	159.6
1990	Matt Griffin (UNH)	125.8
1991	Tom Colombo (VU)	133.0
1992	Greg Lilly (UR)	157.0
1993	Shawn Knight (WM)	204.6
1994	Shawn Knight (WM)	151.3
1995	Leo Hamlett (UD)	165.4
1996	Mike Cook (WM)	142.5
1997	Chris Boden (VU)	174.0
1998	Matt Nagy (UD)	157.0
1999	Dave Corley, Jr. (WM)	141.3
2000	Brett Gordon (VU)	153.5
2001	Rocky Butler (HOF)	166.2
2002	Dave Corley, Jr. (WM)	144.6
	Brett Gordon (VU)	144.6
2003	Lang Campbell (WM)	152.1
2004	Lang Campbell (WM)	158.7
2005	Ricky Santos (UNH)	170.3
2006	Justin Rascati (JMU)	164.0
2007	Ricky Santos (UNH)	163.1
2008	Rodney Landers (JMU)	170.7
2009	Chris Whitney (VU)	151.6
2010	Pat Devlin (UD)	151.6

Active Players in italics

All-Time Rushing Records

Yards Gained - Career

Yards	Name	School	Years
6,250	Marcel Shipp	Massachusetts	1997-2000
6,193	Jerry Azumah	New Hampshire	1995-1998
5,332	Steve Baylark	Massachusetts	2003-2006
4,624	Rene Ingoglia	Massachusetts	1992-1995
4,587	Daryl Brown	Delaware	1991-1994
4,499	Brian Westbrook	Villanova	1997-2001
4,436	Paul Lewis	Boston University	1981-1984
4,364	Omar Cuff	Delaware	2004-2007
4,025	Carl Smith	Maine	1988-1991
3,940	Marcus Williams	Maine	2001-2004

Average Yards Gained - Season

(Minimum 1,000 Yards)

Avg.	Name (School)	Cl.	Gms.	Yards	Year
199.6	Jerry Azumah (UNH)	Sr.	11	2,195	1998
181.6	Marcel Shipp (UMass)	So.	14	2,542	1998
159.6	L.J. McKanas (NU)	Sr.	11	1,756	2001
157.1	Carl Smith (UM)	So.	12	1,885	1989
148.6	Pat Abbruzzi (URI)	So.	8	1,189	1952
148.3	Garry Pearson (UMass)	Sr.	11	1,631	1982
147.5	Lorenzo Bouier (UM)	Sr.	11	1,622	1982
145.7	Brian Westbrook (VU)	Sr.	11	1,603	2001
144.1	Jerry Azumah (UNH)	Jr.	11	1,585	1997
142.9	Curtis Keaton (JMU)	Sr.	12	1,715	1999

Senior Record: 199.6 Jerry Azumah (UNH), 1998
 Junior Record: 144.1 Jerry Azumah (UNH), 1997
 Sophomore Record: 181.6 Marcel Shipp (UMass), 1998
 Freshman Record: 138.1 Jerry Azumah (UNH), 1995

Yards Gained - Game

Yards	Name (School)	Opponent	Date
337	Frank Alessio (UMass)	Boston University	11/11/95
329	Jerry Azumah (UNH)	Hofstra	11/7/98
313	Rene Ingoglia (UMass)	Rhode Island	10/1/94
306	Pat Abbruzzi (URI)	New Hampshire	10/4/52
302	Lorenzo Bouier (UM)	Northeastern	11/1/80
300	Jerry Azumah (UNH)	Boston University	11/15/97
295	Tim Hightower (UR)	Bucknell	9/22/07
288	Omar Cuff (UD)	Delaware State	11/23/07
288	Garry Pearson (UMass)	American Int'l	11/20/82
287	Brian Westbrook (VU)	Hofstra	11/10/01

Senior Record: 329 Jerry Azumah (UNH) vs. Hofstra (11/7/98)
 Junior Record: 337 Frank Alessio (UMass) vs. Boston Univ. (11/11/95)
 Sophomore Record: 306 Pat Abbruzzi (URI) vs. UNH (10/4/52)
 Freshman Record: 264 Jerry Azumah (UNH) vs. Villanova (11/11/95)

Total Carries - Career

Att.	Name	School	Years
1,215	Marcel Shipp	Massachusetts	1997-2000
1,104	Steve Baylark	Massachusetts	2003-2006
1,045	Jerry Azumah	New Hampshire	1995-1998
972	Paul Lewis	Boston University	1981-1984
925	Omar Cuff	Delaware	2004-2007
905	Rene Ingoglia	Massachusetts	1992-1995
879	Lorenzo Bouier	Maine	1979-1982
819	Maurice Murray	Northeastern	2004-2007
814	Bill Burnham	New Hampshire	1974-1977
808	Garry Pearson	Massachusetts	1979-1982

Rushing Touchdowns - Career

TD	Name	School	Years
65	Omar Cuff	Delaware	2004-2007
60	Jerry Azumah	New Hampshire	1995-1998
58	Marcel Shipp	Massachusetts	1997-2000
55	Paul Lewis	Boston University	1981-1984
54	Rene Ingoglia	Massachusetts	1992-1995
54	Brian Westbrook	Villanova	1997-2001
49	Bill Burnham	New Hampshire	1974-1977
47	Daryl Brown	Delaware	1991-1994
43	Norm Ford	New Hampshire	1986-1989
43	Maurice Murray	Northeastern	2004-2007

INDIVIDUAL RECORDS

Most Rushing Attempts - Game

55 Maurice Murray (NU) vs. New Hampshire, 11/3/07

Most Rushing Attempts - Season

428 Marcel Shipp (UMass), 1998 (14 games)

Average Rushes Per Game - Season

31.7 (349) Lorenzo Bouier (UM), 1980

Most Rushing Touchdowns - Game

6 Omar Cuff (UD) vs. William and Mary, 8/30/07

Most Rushing Touchdowns - Season

35 Omar Cuff (UD), 2007 (15 games)

Average Rushing Touchdowns Per Game - Season

2.3 (35) Omar Cuff (UD), 2007

Longest Rush - Game

99 Pat Abbruzzi (URI) vs. New Hampshire, 10/4/52

99 Gerry White (UC) vs. Rhode Island, 11/12/60

TEAM RECORDS

Most Rushing Attempts - Game

84 Maine vs. Bowdoin, 11/6/54

Most Rushing Attempts - Season

778 Richmond, 2000 (13 games)

Most Rushing Yards - Game

593 Northeastern vs. Stonehill, 8/30/03

Most Rushing Yards - Season

4,009 Rhode Island, 2003 (12 games)

Most Rushing Yards Per Game - Season

334.1 Rhode Island, 2003 (12 games)

Most Rushing Touchdowns - Game

9 Northeastern vs. Stonehill, 8/30/03

Most Rushing Touchdowns - Season

49 Delaware, 1992 (14 games)

Most First Downs Rushing - Game

27 Connecticut vs. Rhode Island, 11/15/58

Most First Downs Rushing - Season

210 Delaware, 1993 (13 games)

Annual Rushing Leaders

Year	Name (Team)	Average	Yards
1978	Mal Najarian (BU)	143.0	1,001
1979	Mal Najarian (BU)	114.0	1,137
1980	Lorenzo Bouier (UM)	147.5	1,622
1981	Gregg Drew (BU)	125.0	1,250
1982	Garry Pearson (UMass)	148.3	1,631
1983	Paul Lewis (BU)	133.6	1,603
1984	Andre Garron (UNH)	143.4	1,004
1985	Andre Garron (UNH)	111.0	888
1986	Randy Pettus (BU)	87.4	874
1987	Erwin Matthews (UR)	110.6	1,327
1988	George Boothe (UC)	91.1	1,002
1989	Carl Smith (UM)	152.7	1,680
1990	Barry Bourassa (UNH)	106.3	957
1991	Jerome Bledsoe (UMass)	140.3	1,545
1992	Uly Scott (UR)	119.8	1,318
1993	Rene Ingoglia (UMass)	116.8	1,285
1994	Rene Ingoglia (UMass)	136.8	1,505
1995	Frank Alessio (UMass)	116.0	1,276
1996	Jerry Azumah (UNH)	118.9	1,308
1997	Jerry Azumah (UNH)	143.3	1,576
1998	Jerry Azumah (UNH)	199.6	2,195
1999	Curtis Keaton (JMU)	142.9	1,715
2000	Brian Westbrook (VU)	110.9	1,220
2001	L. J. McKanas (NU)	159.6	1,756
2002	Marcus Williams (UM)	100.4	1,406
2003	Germaine Bennett (UD)	101.6	1,625
2004	Steve Baylark (UMass)	103.5	1,138
2005	Joe Casey (URI)	113.2	1,245
2006	Steve Baylark (UMass)	130.7	1,960
2007	Tim Hightower (UR)	137.4	1,924
2008	Rodney Landers (JMU)	126.4	1,770
2009	<i>Jonathan Grimes (WM)</i>	<i>92.4</i>	<i>1,294</i>
2010	<i>Andrew Pierce (UD)</i>	<i>110.3</i>	<i>1,655</i>

Active Players in italics

All-Time Receiving Records

Yards Gained - Career

Yards	Name	School	Years
4,655	David Ball	New Hampshire	2003-2006
4,168	Rich Musinski	William and Mary	2000-2003
3,944	Brian Forster	Rhode Island	1983-1987
3,872	Brian Finneran	Villanova	1994-1997
3,737	Eddie Conti	Delaware	1994-1998
3,579	Bill Brooks	Boston University	1982-1985
3,535	Mark Didio	Connecticut	1988-1991
3,419	Dave Klemic	Northeastern	1997-2000
3,350	Cory Parks	Northeastern	2002-2005
3,346	Courtney Batts	Delaware	1994-1997

Average Yards Gained - Season

(Minimum 1,000 Yards)

Avg.	Name (School)	Cl.	Gms.	Yards	Year
155.6	Eddie Conti (UD)	Sr.	11	1,712	1998
139.9	Brian Forster (URI)	Jr.	13	1,819	1985
125.3	David Ball (UNH)	So.	12	1,504	2004
123.1	Mark Didio (UC)	Sr.	11	1,354	1991
119.3	David Ball (UNH)	Jr.	13	1,551	2005
116.1	Rich Musinski (WM)	Jr.	12	1,393	2001
113.2	Dominique Thompson (WM)	Sr.	14	1,585	2004
112.8	Kahmal Roy (HOF)	Sr.	12	1,354	2001
110.0	Bill Brooks (BU)	Sr.	11	1,210	1985
109.7	David McLeod (JMU)	Sr.	11	1,207	1993

Senior Record: 155.6 Eddie Conti (UD), 1998
 Junior Record: 139.9 Brian Forster (URI), 1985
 Sophomore Record: 125.3 David Ball (UNH), 2004
 Freshman Record: 85.3 Charles Sullivan (HOF), 2004

Yards Gained - Game

Yards	Name (School)	Opponent	Date
354	Eddie Conti (UD)	Connecticut	11/7/98
327	Brian Forster (URI)	Brown	9/28/85
299	Brian Forster (URI)	Lehigh	10/12/85
284	David Ball (UNH)	Villanova	10/2/04
275	Shawn Leonard (URI)	New Hampshire	11/7/09
267	Marques Colston (HOF)	Liberty	11/22/03
262	Victor Cruz (UMass)	James Madison	9/13/08
252	Brian Forster (URI)	Richmond	12/1/84
248	Carnell Henderson (BU)	Rhode Island	10/8/94
246	Cory Parks (NU)	Albany	9/6/03
240	David Conklin (WM)	VMI	9/13/97

Senior Record: 354 Eddie Conti (UD) vs. Connecticut (11/7/98)
 Junior Record: 327 Brian Forster (URI) vs. Brown (9/28/85)
 Sophomore Record: 284 David Ball (UNH) vs. Villanova (10/2/04)
 Freshman Record: 213 Charles Sullivan (HOF) vs. URI (9/25/04)

Pass Receptions - Career

Rec.	Name	School	Years
304	David Ball	New Hampshire	2003-2006
284	Brian Forster	Rhode Island	1983-1987
265	Brian Finneran	Villanova	1994-1997
239	Mark Didio	Connecticut	1988-1991
238	Charles Sullivan	Hofstra	2004-2007
236	Murle Sango	Villanova	1998-2001
228	Bill Brooks	Boston University	1982-1985
225	Marcus Lee	Towson	2005-2008
225	Darren Altieri	Boston University	1987-1990
224	Rich Musinski	William and Mary	2000-2003

Average Pass Receptions - Season

Avg.	Name (School)	Cl.	Gms.	Rec.	Year
9.85	Brian Forster (URI)	Jr.	13	128	1985
8.91	Murle Sango (VU)	So.	11	98	1999
8.27	Eddie Conti (UD)	Sr.	11	91	1998
8.09	Brian Westbrook (VU)	So.	11	89	1998
8.00	Mark Didio (UC)	Sr.	11	88	1991
8.00	Rameek Wright (UM)	Sr.	11	88	1997
7.82	Charles Sullivan (HOF)	Sr.	11	86	2007
7.69	Brian Forster (URI)	So.	13	100	1984
7.55	J.J. Outlaw (VU)	Sr.	11	83	2005
7.45	Earnest Payton (JMU)	So.	11	82	1998

Senior Record: 8.27 Eddie Conti (UD), 1998
 Junior Record: 9.85 Brian Forster (URI), 1985
 Sophomore Record: 8.91 Murle Sango (VU), 1999
 Freshman Record: 6.18 Charles Sullivan (HOF), 2004

Pass Receptions - Game

Rec.	Name (School)	Opponent	Date
18	Landis Williams (UM)	Rhode Island	11/14/09
18	Brian Forster (URI)	Brown	9/28/85
18	Brian Forster (URI)	Richmond	12/1/84
17	Arel Gordon (UM)	New Hampshire	11/18/06
17	Rameek Wright (UM)	Buffalo	11/16/96
17	Brian Forster (URI)	Lehigh	10/12/85
16	David Boler (UD)	Navy	10/30/04
16	Justin Long (UD)	Maine	10/2/04
16	Brian Finneran (VU)	Youngstown St.	12/16/97
16	Brian Finneran (VU)	Connecticut	10/5/96

Senior Record: 18 Landis Williams (UM) vs. Rhode Island (11/14/09)
 Junior Record: 18 Brian Forster (URI) vs. Brown (9/28/85)
 Sophomore Record: 18 Brian Forster (URI) vs. Richmond (12/1/84)
 Freshman Record: 14 John Perry (UNH) vs. Richmond (10/21/89)

Receiving Touchdowns - Career

TD	Name	School	Years
58	David Ball	New Hampshire	2003-2006
41	Dave Klemic	Northeastern	1997-2000
38	Dameon Reilly	Rhode Island	1983-1985
34	Cory Parks	Northeastern	2002-2005
34	Brian Finneran	Villanova	1994-1997
32	Bill Brooks	Boston University	1982-1985
32	Brian Forster	Rhode Island	1983-1987
32	Adrian Zullo	Massachusetts	1998-2002
31	Rich Musinski	William and Mary	2000-2003
31	Eddie Conti	Delaware	1994-1998

Consecutive Games With A Reception

45 Marcus Lee (TU), 2005-2008

Receiving Touchdown - Season

TD	Name (School)	Cl.	Gms.	Year
24	David Ball (UNH)	Jr.	13	2005

Receiving Touchdowns - Game

Rec.	Name (School)	Opponent	Date
5	Andrae Brown (TU)	Northeastern	9/24/05

Annual Receptions Leaders

Year	Name (Team)	Rec.	Yards
1978	Dave Loehle (UNH)	37	514
1979	Kevin O'Connor (UM)	33	518
1980	Reggie Eccleston (UC)	50	1,081
1981	Keith Hugger (UC)	57	1,145
1982	Tom Mut (URI)	45	803
1983	Bill Brooks (BU)	56	891
1984	Brian Forster (URI)	100	1,357
1985	Brian Forster (URI)	115	1,617
1986	Dennis Gadbois (BU)	70	1,095
1987	Curtis Olds (UNH)	61	807
1988	Glenn Antrum (UC)	77	1,130
1989	Darren Altieri (BU)	75	868
1990	Mark Didio (UC)	78	1,153
1991	Mark Didio (UC)	88	1,354
1992	Darren Rizzi (URI)	74	1,103
1993	David Gamble (UNH)	67	1,138
1994	Cy Butler (URI)	73	808
1995	Ed Mantie (BU)	81	943
1996	Brian Finneran (VU)	81	1,207
1997	Rameek Wright (UM)	88	1,169
1998	Eddie Conti (UD)	91	1,712
1999	Murle Sango (VU)	98	1,064
2000	Dwayne Wilmot (UM)	67	995
2001	Stefan Gomes (UM)	81	1,069
2002	Brian White (VU)	72	805
2003	Rich Musinski (WM)	63	888
2004	David Ball (UNH)	86	1,504
2005	David Ball (UNH)	87	1,551
2006	David Ball (UNH)	93	1,114
2007	Charles Sullivan (HOF)	86	991
2008	Victor Cruz (UMass)	71	1,064
2009	Landis Williams (UM)	71	798
2010	Terrance Fox (UNH)	80	821

Active Players in italics

All-Time Scoring Records

TEAM RECORDS

Most Points - Two Teams

125	Connecticut 125, Newport NTS 0	1949
118	Richmond 62, Delaware 56 (50T)	11/10/07
115	Maine 59, Delaware 56 (20T)	10/31/87
113	Delaware 58, West Chester 55	9/24/94
113	Rhode Island 58, Maine 55 (60T)	9/18/82
111	Delaware 59, Navy 52	10/27/07
106	Massachusetts 64, New Hampshire 42	11/19/88
106	New Hampshire 59, Maine 47	11/19/05
105	Hofstra 62, Rhode Island 43	9/25/04
105	Villanova 65, Buffalo 40	11/14/98

Fewest Points - Two Teams

0	Maine 0, New Hampshire 0	10/13/51
0	Connecticut 0, New Hampshire 0	11/3/56
0	Connecticut 0, Rhode Island 0	11/16/57
0	Maine 0, Rhode Island 0	9/26/59
0	Massachusetts 0, Northeastern 0	10/24/59
0	Massachusetts 0, Harvard 0	9/28/63
0	Connecticut 0, New Hampshire 0	10/31/64
0	Connecticut 0, Rhode Island 0	11/12/66
0	Rhode Island 0, Vermont 0	10/14/67
2	Maine 2, Connecticut 0	10/21/61

Fewest Points - Two Teams

(since overtime was implemented - 1982)

3	Albany 3, Maine 0	9/2/10
3	Rhode Island 3, Maine 0	10/28/06
3	Massachusetts 3, Villanova 0	11/10/90
3	Massachusetts 3, Northeastern 0	9/29/84
6	Richmond 3, Fordham 3	10/21/95
7	Massachusetts 7, Northeastern 0	10/28/06
7	Northeastern 7, Richmond 0	10/20/01
10	Rhode Island 7, Massachusetts 3	10/5/85
10	Richmond 7, New Hampshire 3	11/4/95
10	Massachusetts 7, Holy Cross 3	9/19/92

Most Points - One Team

125	Connecticut 125, Newport NTS 0	1949
84	Delaware 84, West Chester 0	9/23/00
78	Northeastern 78, Stonehill 6	8/30/03
77	Maine 77, Morgan State 24	11/8/03
77	Massachusetts 77, Northeastern 0	10/9/99
76	James Madison 76, Morgan State 7	9/2/95
72	James Madison 72, Lock Haven 0	9/2/00
71	Connecticut 71, Massachusetts 6	10/13/56
71	Northeastern 71, Cheyney 0	9/4/04
70	New Hampshire 70, Central Connecticut 20	8/30/03
70	Towson 70, Lock Haven 0	9/10/05

Largest Margin of Victory

125	Connecticut 125, Newport NTS 0	1949
84	Delaware 84, West Chester 0	9/23/00
77	Massachusetts 77, Northeastern 0	10/9/99
72	Northeastern 78, Stonehill 6	8/30/03
72	James Madison 72, Lock Haven 0	9/2/00
71	Northeastern 71, Cheyney 0	9/4/04
71	Connecticut 71, Massachusetts 6	10/13/56
70	Towson 70, Lock Haven 0	9/10/05
69	James Madison 76, Morgan State 7	9/2/95
65	Connecticut 71, Massachusetts 6	10/13/56
64	Villanova 64, West Chester 0	8/28/97

Most Points - Season

555	Delaware, 2003 (16 games)
-----	---------------------------

Most Touchdowns - Game

12	Massachusetts vs. Northeastern, 10/9/99
----	---

Most Touchdowns - Season

74	New Hampshire, 2005 (13 Games)
----	--------------------------------

INDIVIDUAL RECORDS

Touchdowns Scored - Career

TD	Name	School	Years
89	Brian Westbrook	Villanova	1997-2001
73	Omar Cuff	Delaware	2004-2007
70	Jerry Azumah	New Hampshire	1995-1998
63	Marcel Shipp	Massachusetts	1997-2000
58	David Ball	New Hampshire	2003-2006
55	Rene Ingoglia	Massachusetts	1992-1995
55	Paul Lewis	Boston University	1981-1984
51	Barry Bourassa	New Hampshire	1989-1992
50	Steve Baylark	Massachusetts	2003-2006
50	Daryl Brown	Delaware	1991-1994
49	Bill Burnham	New Hampshire	1973-1977
46	Stephan Lewis	New Hampshire	1999-2002

Scoring - Career

Pts.	Name	School	Years
544	Brian Westbrook	Villanova	1997-2001
438	Omar Cuff	Delaware	2004-2007
424	Jerry Azumah	New Hampshire	1995-1998
378	Marcel Shipp	Massachusetts	1997-2000
360	Andrew Howard	Richmond	2006-2009
350	David Ball	New Hampshire	2003-2006
332	Rene Ingoglia	Massachusetts	1992-1995
332	Paul Lewis	Boston University	1981-1984
308	Daryl Brown	Delaware	1991-1994
306	Barry Bourassa	New Hampshire	1989-1992

Extra Points - Career

XP	Name	School	Years
195	Andrew Howard	Richmond	2006-2009
174	Connor McCormick	New Hampshire	2002-2005
167	Sean Leach	Delaware	1994-1997
166	Greg Kuehn	William and Mary	2002-2005
162	Miro Kestic	Northeastern	2002-2005
151	Tom Manning	New Hampshire	2006-2009
148	Casey Hannon	Villanova	1998-2001
145	Chris Onorato	Hofstra	2000-2004
142	Mark Kiefer	Villanova	1994-1997
136	Mike Morello	Boston University	1991-1994

Most Extra Points Made - Game (Individual)

11	Mike Mellow (UM) vs. Morgan State, 11/8/03
----	--

Most Extra Points Made - Game (Team)

11	Maine vs. Morgan State, 11/8/03
11	Massachusetts vs. Northeastern, 10/9/99

Most Extra Points Made - Season

67	New Hampshire, 2005 (13 Games)
----	--------------------------------

Most Extra Point Attempts - Game

11	Four times
	Last by Maine vs. Morgan State, 11/8/03

Most Extra Point Attempts - Season

71	New Hampshire, 2005 (13 Games)
71	Massachusetts, 1998 (15 Games)

Most Two-Point Conversions Made - Game

2	Brian Finneran (VU) vs. Northeastern, 11/22/97
---	--

Most Two-Point Conversions Made - Game (Team)

4	Massachusetts vs. Delaware, 10/10/87
---	--------------------------------------

Most Two-Point Conversions Made - Season

22	Connecticut, 1958
----	-------------------

Field Goals - Career

FG	Name	School	Years
59	Greg Kuehn	William and Mary	2002-2005
55	Andrew Howard	Richmond	2006-2009
50	Chris Onorato	Hofstra	2000-2004
49	Rob Zarrilli	Hofstra	2005-2007
48	Miro Kestic	Northeastern	2002-2005
48	Brian Shallcross	William and Mary	1994-1997
46	Brett Sterba	William and Mary	1997-2000
45	Brian Pate	William and Mary	2006-2009
44	Brandon Hanes	Northeastern	1994-1997
41	Jon Striefsky	Delaware	2005-2009
41	Rob Courter	Richmond	1987-1990

Longest Field Goal

Long	Name (School)	Opponent	Date
57	Miro Kestic (NU)	Richmond	11/2/02
56	Jim McManus (UC)	New Hampshire	10/3/98
54	Tom Manning (UNH)	Hofstra	10/24/09
54	Roger Williams (HOF)	Northeastern	11/15/08
54	Steve Leo (UD)	Navy	10/24/92
53	Andrew Howard (UR)	Hofstra	11/8/08
53	Brett Sterba (WM)	Delaware	10/14/00
53	Frank Venezia (VU)	Connecticut	10/7/95
53	Steve Leo (UD)	Richmond	11/16/91
53	Domingos Carlos (UC)	Holy Cross	10/15/83

Most Field Goals Made - Game (Individual)

5	Tom Bishop (UNH) vs. Southern Illinois, 11/29/08
5	Mark Kiefer (VU) vs. Richmond, 11/18/95

Most Field Goals Made - Game (Team)

5	New Hampshire vs. Southern Illinois, 11/29/08
5	Villanova vs. Richmond, 11/18/95

Most Field Goals Made - Season (Individual)

23	Brian Pate, William and Mary, 2009
----	------------------------------------

Most Field Goals Made - Season (Team)

23	William and Mary, 2009
----	------------------------

Most Field Goal Attempts - Game (Individual)

7	Brian Pate (WM) vs. Virginia, 9/5/09
---	--------------------------------------

Most Field Goal Attempts - Season (Team)

35	William and Mary, 2009 (14 Games)
----	-----------------------------------

Most Points - Game

42	Omar Cuff (UD) vs. William and Mary, 8/30/07
----	--

Most Points - Season

234	Omar Cuff (UD), 2007
-----	----------------------

Most Touchdowns - Game

7	Omar Cuff (UD) vs. William and Mary, 8/30/07
---	--

Most Touchdowns - Season

39	Omar Cuff (UD), 2007
----	----------------------

All-Time Defense/All-Purpose Records

Interceptions - Career

Int	Name	School	Years
24	Darren Sharper	William and Mary	1993-1996
24	Chris Helon	Boston University	1991-1994
23	Kevin Smith	Rhode Island	1987-1990
21	Derek Carter	Maine	1994-1997
21	Mark Seals	Boston University	1985-1988
20	Shannon James	Massachusetts	2002-2005
20	Billy Pappas	New Hampshire	1952-1954
18	Dino Vasso	New Hampshire	2007-2010
18	Matt Latham	Connecticut	1982-1984
18	Grady Fuller	Massachusetts	1977-1980
18	Steve Rogers	Massachusetts	1968-1970

INDIVIDUAL RECORDS

Most Interceptions - Game

4..... Three times
 Last by Kevin Smith (URI) vs. Massachusetts, 10/8/88

Most Interception Return Yards - Game

160..... Dave Brown (UM) vs. Bowdoin, 11/10/62

Most Interceptions - Season

12..... Chris Helon (BU), 1993

Most Interception Return Yards - Season

239..... Mike Cassidy (URI), 1985

Most Interception Return Touchdowns - Game

2..... *Tyler Holmes (UMass) vs. Maine 11/6/10*
 Allante Harrison (TU) vs. Elon, 9/4/04
 Bill Curry (UM) vs. Liberty, 10/10/92

Most Interception Return Touchdowns - Season

2..... *Many*
 Last by Dante Cook (WM) and Tyler Holmes (UMass), 2010

Most Interception Return Yards - Career

488..... Darren Sharper (WM), 1993-96

Most Interception Return Touchdowns - Career

4..... T.J. Hill (NU), 1998-01

Longest Interception Return - Game

100..... Seven times
 Last by John Clements (UNH) vs. Northern Iowa, 12/6/08 &
 Matt Parent (UNH) vs. Massachusetts, 11/15/08

TEAM RECORDS

Most Interceptions - Game

7..... Four times, Last by Villanova vs. Penn, 9/22/07

Most Interception Return Yards - Game

207 (5 INT's)..... New Hampshire vs. Hofstra, 11/1/08

Most Interception Return Touchdowns - Game

2..... Several times, Last by Massachusetts vs. Maine, 11/6/10

Most Interceptions - Season

31..... Delaware, 1986 (13 Games)

Most Interception Return Yards - Season

649 (24 INT's)..... New Hampshire, 2008 (13 Games)

Most Interception Return Touchdowns - Season

7..... Northeastern, 1996

Average All-Purpose Yardage - Season

(Minimum 1,000 Yards)

Avg.	Name (School)	Cl.	Gms.	Yards	Year
275.1	Brian Westbrook (VU)	So.	11	3,026	1998
272.0	Brian Westbrook (VU)	Jr.	11	2,992	2000
256.6	Brian Westbrook (VU)	Sr.	11	2,823	2001
247.8	Jerry Azumah (UNH)	Sr.	11	2,726	1998
217.1	Stephan Lewis (UNH)	Jr.	11	2,388	2001
216.6	Marcel Shipp (UMass)	So.	14	3,032	1998
215.3	Eddie Conti (UD)	Sr.	11	2,368	1998
202.6	Stephan Lewis (UNH)	Sr.	11	2,229	2002
202.3	Jerry Azumah (UNH)	Jr.	11	2,225	1997
192.8	Barry Bourassa (UNH)	Sr.	12	2,313	1991

Senior Record: 256.6 Brian Westbrook (VU), 2001

Junior Record: 272.0 Brian Westbrook (VU), 2000

Sophomore Record: 275.1 Brian Westbrook (VU), 1998

Freshman Record: 162.0 *Jonathan Grimes (WM), 2008*

All-Purpose Yardage - Career

Yards	Name	School	Years
9,512	Brian Westbrook	Villanova	1997-2001
8,367	Jerry Azumah	New Hampshire	1995-1998
7,759	Marcel Shipp	Massachusetts	1997-2000
6,410	Stephan Lewis	New Hampshire	1999-2002
6,248	Barry Bourassa	New Hampshire	1989-1992
6,098	Steve Baylark	Massachusetts	2003-2006
6,096	Eddie Conti	Delaware	1994-1998
5,620	Omar Cuff	Delaware	2004-2007
5,445	Jonathan Grimes	William and Mary	2008-2010
5,380	Cy Butler	Rhode Island	1993-1996

Total Offense - Career

Yards	Name	School	Years
14,621	Ricky Santos	New Hampshire	2004-2007
11,415	Sean Schaefer	Towson	2005-2008
10,948	Dave Corley, Jr.	William and Mary	1999-2002
10,871	Liam Coen	Massachusetts	2005-2008
10,375	Eric Ward	Richmond	2006-2009
9,993	Chris Boden	Villanova	1996-1999
9,317	Brett Gordon	Villanova	1999-2003
9,269	Matt DeGennaro	Connecticut	1987-1990
9,051	Bill Vergantino	Delaware	1989-1992
8,839	Shane Stafford	Connecticut	1995-1998

Annual Interception Leaders

Year	Name	Team	Int
1980	Darrell Wilson	Connecticut	8
1981	Dwayne Lopes	Maine	6
1982	Matt Latham	Connecticut	6
	John McGrath	Maine	6
	Grady Fuller	Maine	6
1983	Tony Hill	Rhode Island	9
1984	Tony Hill	Rhode Island	5
	Tim Teevens	New Hampshire	5
1985	Mike Cassidy	Rhode Island	11
1986	Eric Thompson	New Hampshire	10
1987	Tim Byrne	New Hampshire	5
	Ken Lucas	Delaware	5
	Mark Seals	Boston University	5
1988	Kevin Smith	Rhode Island	9
1989	Ryan Jones	New Hampshire	7
1990	Claude Pettaway	Maine	11
1991	Warren McIntire	Delaware	9
1992	Mark Chapman	Connecticut	8
1993	Chris Helon	Boston University	12
1994	Mark Hopkins	Northeastern	7
	Darren Sharper	William and Mary	7
1995	Darren Sharper	William and Mary	7
1996	Darren Sharper	William and Mary	10
1997	Tony Booth	James Madison	8
	Derek Carter	Maine	8
1998	Ron Iannotti	Rhode Island	7
1999	Dan Mulhern	Delaware	7
	Lance Small	Rhode Island	7
2000	T. J. Hill	Northeastern	8
2001	Art Smith	Northeastern	7
	Chuck Wesley	Rhode Island	7
2002	Billy Parker	William and Mary	5
	Ramon Richeson	Richmond	5
2003	Steve Costello	Massachusetts	6
2004	Shannon James	Massachusetts	8
2005	Etienne Boulay	New Hampshire	5
	Daren Stone	Maine	5
2006	Raji El-Amin	Rhode Island	4
	Andrew Harris	Richmond	4
	Drew Mack	Towson	4
	Raquan Pride	Rhode Island	4
2007	Stanley Gutierrez	Hofstra	4
2008	Justin Rogers	Richmond	7
2009	B.W. Webb	William and Mary	8
2010	Anthony Walters	Delaware	7

Active Players in italics

All-Time All-Purpose/Special Teams Records

ALL-PURPOSE YARDS RECORDS

Total Offense - Season

4,372.....Tom Ehrhardt (URI), 1985 (13 Games)

Total Offense - Game

566.....Tom Ehrhardt (URI) vs. Connecticut, 11/16/85

Most Plays - Game

80.....Tom Ehrhardt (URI) vs. Furman, 12/7/85

Most Plays - Season

685.....Tom Ehrhardt (URI), 1985 (13 Games)

Most Plays - Career

2,140.....Ricky Santos (UNH), 2004-07

TEAM RECORDS

Most Plays - Game

113.....Villanova vs. Connecticut, 10/7/89

Most Plays - Season

1,195.....Massachusetts, 1998 (15 Games)

Most Total Yards - Game

745.....Northeastern vs. Stonehill, 8/30/03

Most Total Yards - Season

7,074.....Massachusetts, 1998 (15 Games)

Highest Average Total Offense - Season

493.9.....New Hampshire, 2005 (13 Games)

Most First Downs - Game

37.....Connecticut vs. Yale, 9/26/98

Most First Downs - Season

367.....Delaware, 2007 (15 games)

PUNTING RECORDS

Most Punts - Game

13.....Three times
.....Last by Rocco Navarro (UM) vs. Nebraska, 9/3/05

Most Punts - Season

87.....Steve Wood (UM), 1978

Most Punts - Career

288.....Andrew Maclay (UMass), 1995-98

Most Punting Yards - Game

526.....Christian Koegel (UMass) vs. Boston College, 10/2/04

Most Punting Yards - Season

3,239.....Brad Costello (BU), 1997

Most Punting Yards - Career

11,278.....Andrew Maclay (UMass), 1995-98

Highest Punting Average - Season

45.2.....Brett Arnold (UMass), 2008

Highest Punting Average - Career

42.3.....Brad Costello (BU), 1995-97

Longest Punt - Game

93.....Tyler Grogan (NU) vs. Villanova, 9/8/01

TEAM PUNTING RECORDS

Most Punts - Game

13.....Three times, Last by Maine vs. Nebraska, 9/3/05

Most Punts - Season

87.....Maine, 1978

Most Yards Punting - Game

518.....Maine vs. Nebraska, 9/29/01

Most Yards Punting - Season

3,239.....Boston University, 1997

Highest Punting Average - Season

44.4.....Boston University, 1997

PUNT RETURN RECORDS

Most Punt Returns - Game

9.....Paul Keane (UM) vs. Youngstown St., 9/8/01

Most Punt Returns - Season

48.....Stan Harrison (UNH), 1986

Most Punt Returns - Career

108.....Winston October (UR), 1995-98

Most Punt Return Yards - Game

157.....Ron Harris (UM) vs. Colgate, 11/2/74

Most Punt Return Yards - Season

541.....Winston October (UR), 1998 (12 Games)

Most Punt Return Yards - Career

1,488.....Delvin Joyce (JMU), 1997-00

Most Punt Return Touchdowns - Game

2.....Matt Latham (UC) vs. Yale, 9/24/83

Most Punt Return Touchdowns - Season

3.....Twice
.....Last by Scotty McGee (JMU), 2008

Longest Punt Return - Game

93.....Ron Harris (UMass) vs. UNH, 11/16/74

Most Punt Return Touchdowns - Career

3.....Many
.....Last by Scotty McGee (JMU), 2006-08

TEAM PUNT RETURN RECORDS

Most Punt Returns - Game

11.....Many
.....Last By Connecticut vs. Maine, 10/16/71

Most Punt Returns - Season

63.....William and Mary, 1996 (13 Games)

Most Punt Return Yards - Game

165.....Massachusetts vs. Colgate, 11/2/74

Most Punt Return Yards - Season

625.....William and Mary, 1996 (13 Games)

Most Punt Return Touchdowns - Game

2.....Connecticut vs. Yale, 9/24/83

Most Punt Return Touchdowns - Season

4.....James Madison, 2008 (14 Games)

KICKOFF RETURN RECORDS

Most Kick Return Yards - Game

269.....Brian Westbrook (VU) vs. Delaware, 11/18/00

Most Kick Return Yards - Season

1,048.....Brian Westbrook (VU), 2000 (11 games)

Most Kick Return Yards - Career

2,561.....Justin Rogers (UR), 2007-10

Most Kick Returns - Game

9.....Three times
.....Last by Brandon Johnson-Farrell (URI)
.....vs. New Hampshire, 9/13/08

Most Kick Returns - Season

42.....Brandon Johnson-Farrell (URI), 2008 (12 Games)

Most Kick Returns - Career

112.....Justin Rogers (UR), 2007-10

Most Kick Return Touchdowns - Game

1.....Record is held by many

Longest Kick Return - Game

100.....Several times
.....Last by Scotty McGee (JMU) vs. Towson, 11/17/07

TEAM KICK RETURN RECORDS

Most Kickoff Returns - Game

10.....Three times
.....Last by Rhode Island vs. New Hampshire, 11/7/09

Most Kick Returns - Season

71.....Massachusetts, 1998 (15 Games)

Most Kick Return Yards - Season

1,428.....New Hampshire, 2007 (12 Games)

Active Players in italics