

# 2011-12 CAA MEN'S BASKETBALL



We're excited about the start of the 2011-12 CAA Basketball season. The conference is coming off its best year ever as three teams were selected to the NCAA Tournament field for the first time and VCU became the second CAA team to reach the NCAA Final Four in five years. Expectations are high once again.

## QUICK HITS FOR 2011-12:

- Five players who earned All-CAA honors in 2010-11 are back this season. Leading the list are second-team honorees Kent Bazemore of Old Dominion, Samme Givens of Drexel and Ryan Pearson of George Mason. Returning from the third team are Chris Fouch of Drexel and Quinn McDowell of William and Mary.
- There will be plenty of familiar faces around the CAA as teams welcome back 60 percent of their starters (36-of-60) from a year ago. Eight teams return at least three members of their starting five.
- Five CAA teams earned postseason berths in 2010-11. CAA champion Old Dominion was joined by at-large selections George Mason and VCU in the NCAA Tournament. Hofstra and James Madison participated in the CBI. It was the third straight year that at least five CAA teams participated in postseason play.
- The CAA welcomes three new coaches with impressive credentials to the conference this season. Paul Hewitt takes over at George Mason after leading Georgia Tech to five NCAA Tournament appearances in 11 seasons. Ron Hunter was hired at Georgia State after guiding IUPUI to 254 victories over the last 17 seasons. Pat Skerry is in charge at Towson after serving as an assistant at Big East regular-season champion Pittsburgh a year ago.

This prospectus contains a breakdown of all 12 CAA teams and information is current as of September 7, 2011, but is subject to change.

CAA Basketball Media Day will be held on October 18, 2011 at Champps-Pentagon Row in Arlington, Va. Registration information will be coming soon and we hope you'll make plans to attend.

If there is any other information that you need, feel free to contact the CAA office at any time.

Rob Washburn, Associate Commissioner/Communications

Office Phone: 804-754-1616, ext. 19

Cell Phone: 804-229-4796

E-Mail: [rwashburn@caasports.com](mailto:rwashburn@caasports.com)

Web Site: [caasports.com](http://caasports.com)

Twitter: @CAASports

Facebook: [facebook.com/CAASports](http://facebook.com/CAASports)



# CAA NOTES

**MAJORITY OF STARTERS RETURN:** CAA teams have 60% of their starters (36-of-60) back from a year ago. Five squads return four starters and three others welcome back three.

**FIVE ALL-CONFERENCE HONOREES ARE BACK:** Six players who earned All-CAA honors in 2010-11 return this season. Headlining that list are three second-team All-CAA picks - ODU senior guard **Kent Bazemore**, Drexel senior forward **Samme Givens** and George Mason senior forward **Ryan Pearson**. Back from the All-CAA third team are Drexel junior guard **Chris Fouch** and William & Mary senior forward **Quinn McDowell**.

**VCU BECOMES SECOND CAA TEAM TO REACH NCAA FINAL FOUR:** VCU reached the NCAA Final Four in 2011, becoming the second CAA team in five years (George Mason - 2006) to achieve the feat. Both the Rams and Patriots were #11 seeds in the tournament and upset #1 seeds (VCU over Kansas, Mason over UConn) in the regional finals. Only five other conferences have had more Final Four appearances than the CAA since 2006.



**THREE CAA TEAMS EARN NCAA BERTHS FOR FIRST TIME:** Following the best regular season in conference history, the CAA had three teams invited to the NCAA Tournament for the first time in 2011. Conference champion Old Dominion was joined by at-large picks George Mason and VCU. The Patriots advanced to the third round after knocking off Villanova, while the Rams defeated USC, Georgetown, Purdue, Florida State and Kansas on the road to the Final Four.

**POSTSEASON SUCCESS:** CAA teams have combined to win 30 games in postseason play over the last six years. During that six-year period, the conference has had two teams reach the Final Four of the NCAA Tournament (George Mason – 2006 and VCU - 2011), a team reach the semifinals of the NIT (Old Dominion – 2006) and squads capture championships of the College Basketball Invitational (VCU – 2010) and the Collegelinsider.com Tournament (Old Dominion – 2009). The CAA has had at least five teams reach postseason play for the past three years.


**PILING UP THE WINS:** For the first time in CAA history, six teams finished the 2010-11 season with at least 21 victories. Only four other Division I conferences had six 21-win squads. The CAA also had three teams (Mason, ODU and VCU) with at least 27 wins, which was second to the Big East with four.

**CAA WELCOMES THREE NEW COACHES:** Three new coaches with impressive backgrounds join the CAA this season. **Paul Hewitt** takes over at George Mason after serving as the head coach at Georgia Tech for the past 11 seasons. Hewitt guided the Yellow Jackets to five NCAA Tournament appearances, including the 2004 national championship game. **Ron Hunter** was hired at Georgia State after leading IUPUI to 254 victories over 17 seasons. Hunter led the Jaguars to the 2003 NCAA Tournament and was a two-time Summit League Coach of the Year. **Pat Skerry** is the new head coach at Towson after serving as an assistant at Pittsburgh last season when the Panthers captured the Big East regular-season title. Skerry has also previously worked as an assistant coach at CAA members Northeastern and William & Mary.

**VCU RANKED #6 IN FINAL COACHES POLL:** VCU was ranked #6 in the final ESPN/USA Today Top 25 Coaches Poll, which was the highest final national ranking ever for a CAA team. George Mason and Old Dominion also received votes (9 points) in the final poll.

**THREE CAA TEAMS AMONG TOP FOUR IN MID-MAJOR TOP 25 POLL:** The CAA had three of the top four teams in the final Mid-Major Top 25 poll of 2010-11 released by CollegelInsider.com. VCU was ranked #2 in the poll, George Mason was ranked #3 and Old Dominion was ranked #4. Butler was #1 in the final poll. Drexel, Hofstra and James Madison were among others receiving votes.

**FROM CAA TO NBA:** Hofstra guard **Charles Jenkins** was selected by the Golden State Warriors with the 44th overall pick in the second round of the 2011 NBA Draft. It marked the third straight year that a CAA player was selected in the NBA Draft as Jenkins joined VCU guard **Eric Maynor**, who was selected 20th overall by the Utah Jazz in 2009, and VCU center **Larry Sanders**, who was chosen 15th overall by the Milwaukee Bucks in 2010.



**NON-CONFERENCE SUCCESS:** The CAA posted its best non-conference record ever in 2010-11, going 90-63. Conference teams finished 4-4 against the ACC, 2-0 versus the Pac 10, and 9-7 against the Atlantic 10. CAA teams had an impressive 47-13 mark in non-conference home games, were 16-13 on neutral courts and recorded 27 non-conference victories on the road.

**ESPN/USA Today Top 25  
(2010-11 Final poll)**

|                   |            |
|-------------------|------------|
| 1. Connecticut    | 773        |
| 2. Butler         | 704        |
| 3. Kentucky       | 676        |
| 4. Kansas         | 659        |
| 5. Ohio State     | 630        |
| <b>6. VCU</b>     | <b>555</b> |
| 7. Duke           | 554        |
| 8. North Carolina | 532        |
| 9. Arizona        | 531        |
| 10. Florida       | 503        |

**CollegelInsider.com Mid-Major Top 25  
(2010-11 Final poll)**

|                        |            |
|------------------------|------------|
| 1. Butler (31)         | 775        |
| <b>2. VCU</b>          | <b>744</b> |
| <b>3. GEORGE MASON</b> | <b>704</b> |
| <b>4. OLD DOMINION</b> | <b>664</b> |
| 5. Wichita State       | 649        |
| 6. Belmont             | 636        |
| 7. Gonzaga             | 585        |
| 8. Oakland             | 552        |
| 9. Missouri State      | 495        |
| 10. Princeton          | 485        |


**IMPRESSIVE RPI:** The CAA's RPI ranked ninth among the nation's 32 Division I conferences last season. Three CAA squads - Old Dominion (#23), George Mason (#24) and VCU (#31) - were in the top 31 of the RPI, which was second only to the Big East with eight teams in the top 31. For the first in conference history, the CAA had six teams in the top 90 of the RPI with the top three joined by Drexel (#77), Hofstra (#88) and James Madison (#90).



# RETURNING STAT LEADERS

## Top Returning Scorers

|                                |     |   |          |
|--------------------------------|-----|---|----------|
| Quinn McDowell, William & Mary | Sr. | F | 15.5 ppg |
| Mike Moore, Hofstra            | Sr. | G | 14.9 ppg |
| Chris Fouch, Drexel            | Jr. | G | 14.9 ppg |
| Bradford Burgess, VCU          | Sr. | F | 14.3 ppg |
| Ryan Pearson, George Mason     | Sr. | F | 14.2 ppg |
| Devon Saddler, Delaware        | So. | G | 13.3 ppg |
| Kent Bazemore, Old Dominion    | Sr. | G | 12.3 ppg |
| Samme Givens, Drexel           | Sr. | F | 12.2 ppg |
| Joel Smith, Northeastern       | Jr. | G | 12.2 ppg |
| Jonathan Lee, Northeastern     | Jr. | G | 11.8 ppg |



Quinn McDowell

## Top Returners In Rebounding


|                                 |     |   |          |
|---------------------------------|-----|---|----------|
| Samme Givens, Drexel            | Sr. | F | 10.1 rpg |
| Keith Rendleman, UNC Wilmington | Jr. | F | 7.8 rpg  |
| Daryl McCoy, Drexel             | Jr. | F | 7.8 rpg  |
| Dartaye Ruffin, Drexel          | So. | F | 7.4 rpg  |
| Jamelle Hagins, Delaware        | Jr. | F | 7.3 rpg  |
| Rayshawn Goins, James Madison   | Sr. | F | 6.8 rpg  |
| David Imes, Hofstra             | Jr. | F | 6.8 rpg  |
| Ryan Pearson, George Mason      | Sr. | F | 6.7 rpg  |
| Bradford Burgess, VCU           | Sr. | F | 6.3 rpg  |
| Eric Buckner, Georgia State     | Sr. | F | 5.6 rpg  |



Samme Givens

## Top Returners In Assists

|                               |     |   |         |
|-------------------------------|-----|---|---------|
| Devon Moore, James Madison    | Jr. | G | 4.2 apg |
| Frantz Massenat, Drexel       | So. | G | 3.3 apg |
| James Fields, Georgia State   | Sr. | G | 3.0 apg |
| Kent Bazemore, Old Dominion   | Sr. | G | 2.9 apg |
| Devon Saddler, Delaware       | So. | G | 2.8 apg |
| Jonathan Lee, Northeastern    | Jr. | G | 2.8 apg |
| Josh Micheaux, Georgia State  | Sr. | G | 2.4 apg |
| Kendrix Brown, William & Mary | Sr. | G | 2.4 apg |
| Joel Smith, Northeastern      | Jr. | G | 2.4 apg |
| Mike Moore, Hofstra           | Sr. | G | 2.2 apg |



Devon Moore

# RETURNING STAT LEADERS



## Top Returners In Steals

|                                |     |   |         |
|--------------------------------|-----|---|---------|
| Kent Bazemore, Old Dominion    | Sr. | G | 2.2 spg |
| Kendrix Brown, William & Mary  | Sr. | G | 1.1 spg |
| Bradford Burgess, VCU          | Sr. | F | 1.1 spg |
| Josh Micheaux, Georgia State   | Sr. | G | 1.1 spg |
| James Fields, Georgia State    | Sr. | G | 1.1 spg |
| Humpty Hitchens, James Madison | Sr. | G | 1.1 spg |
| Darius Theus, VCU              | Jr. | G | 1.0 spg |
| RaShawn Polk, Towson           | Sr. | G | 1.0 spg |
| Andre Cornelius, George Mason  | Sr. | G | 1.0 spg |
| Mike Moore, Hofstra            | Sr. | G | 1.0 spg |



Kent Bazemore

## Top Returners In Three-Pointers Made


|                                |     |   |    |
|--------------------------------|-----|---|----|
| Joel Smith, Northeastern       | Jr. | G | 77 |
| Bradford Burgess, VCU          | Sr. | F | 72 |
| Quinn McDowell, William & Mary | Sr. | F | 70 |
| Humpty Hitchens, James Madison | Sr. | G | 64 |
| Chris Fouch, Drexel            | Jr. | G | 62 |
| Mike Moore, Hofstra            | Sr. | G | 62 |
| Julius Wells, James Madison    | Sr. | F | 61 |
| Andre Cornelius, George Mason  | Sr. | G | 61 |
| Julian Boatner, William & Mary | So. | G | 58 |
| RaShawn Polk, Towson           | Sr. | G | 50 |



Joel Smith

## Top Returners In Blocked Shots

|                               |     |   |         |
|-------------------------------|-----|---|---------|
| Jamelle Hagins, Delaware      | Jr. | F | 3.0 bpg |
| Eric Buckner, Georgia State   | Sr. | F | 1.6 bpg |
| James Vincent, Georgia State  | Jr. | C | 1.3 bpg |
| Mike Morrison, George Mason   | Sr. | F | 1.2 bpg |
| Andrey Semenov, James Madison | Jr. | F | 1.0 bpg |



Jamelle Hagins



# 2011-12 CAA TEAM NOTES

|                      |                                                                                                                                                                                                                                                                                                                                                                                                                                                                                                                                                                                                                                                                                                                                |
|----------------------|--------------------------------------------------------------------------------------------------------------------------------------------------------------------------------------------------------------------------------------------------------------------------------------------------------------------------------------------------------------------------------------------------------------------------------------------------------------------------------------------------------------------------------------------------------------------------------------------------------------------------------------------------------------------------------------------------------------------------------|
| <b>DELAWARE</b>      | <p>Sophomore guard Devon Saddler was chosen as the CAA Rookie of the Year in 2010-11 and was also named to the CollegeInsider.com Mid-Major Freshman All-America squad. Saddler ranked 15th in the CAA in scoring (13.3 ppg) and assists (2.8 apg) last season.</p> <p>Saddler set UD records for total points (411) and points per game (13.3 ppg) by a freshman last season. He scored double figures in 13 of his last 14 games and averaged 18.5 ppg over his final 10 contests.</p> <p>Junior forward Jamelle Hagins led the CAA and ranked 12th in the nation in blocked shots (3.0 bpg) last season. Hagins, who was also ninth in the league in rebounding (7.3 rpg), earned a spot on the CAA All-Defensive team.</p> |
| <b>DREXEL</b>        | <p>Senior forward Samme Givens was the only CAA player to average a double-double (12.2 ppg/10.1 rpg) in 2010-11. Givens enters the season ranked seventh on Drexel's career rebounding list (776) and has a chance to become only the sixth player in CAA history to reach 1,000 career caroms.</p> <p>Junior guard Chris Fouch has made 126 three-pointers in his first two seasons with the Dragons. He has tallied double figures in 40 of his 61 career games.</p> <p>Drexel went 11-7 in the CAA last season, which marked the eighth time in 10 years as a member of the conference that the Dragons have posted double-digit victories in league play.</p>                                                             |
| <b>GEORGE MASON</b>  | <p>George Mason defeated Villanova (61-57) to advance to the third round of the NCAA Tournament last season. It was the Patriots' ninth postseason appearance in the last 13 years and third NCAA Tournament trip since 2006.</p> <p>Senior forward Ryan Pearson is only the 15th player in Mason history to reach 1,000 points (1,064) and 500 rebounds (535) in a career. Pearson, who has scored double figures in 26 of his last 27 games, made the All-CAA second team in 2010-11.</p> <p>Paul Hewitt takes over as head coach at George Mason after spending the last 11 seasons at Georgia Tech. He guided the Yellow Jackets to five NCAA Tournament berths, including the 2004 national championship game.</p>        |
| <b>GEORGIA STATE</b> | <p>Senior forward Eric Buckner led Georgia State in scoring (9.4 ppg), rebounding (5.6 rpg) and blocked shots (49) in his first season with the team in 2010-11. He also shot a team-best 54.8% from the floor.</p> <p>The Panthers ranked third in the CAA and 38th in the nation in field goal percentage defense (40.5%) last season. The opponent FG percentage was the best in school history.</p> <p>Ron Hunter begins his first season as the new head coach at Georgia State. Hunter guided IUPUI to 254 wins in 17 seasons and led the Jaguars to the 2003 NCAA Tournament. He was twice honored as the Summit League Coach of the Year.</p>                                                                          |
| <b>HOFSTRA</b>       | <p>Senior guard Mike Moore finished 11th in the CAA in scoring (14.9 ppg) in his first season with the Pride in 2010-11. Moore scored double figures in 23 of his final 24 games last year.</p> <p>Junior forward David Imes led Hofstra and ranked 12th in the CAA in rebounding (6.8 rpg) last season. Imes, who also contributed 7.8 ppg, topped the Pride with six double-doubles.</p> <p>In his first season as head coach, Mo Cassara guided Hofstra to its best CAA finish ever (14-4/tied for 2nd). The Pride reached the semifinals of the CAA Tournament for the first time since 2006 and advanced to postseason play in the College Basketball Invitational.</p>                                                   |
| <b>JAMES MADISON</b> | <p>Senior forward Julius Wells enters the season ranked 12th on JMU's all-time scoring list (1,311 points) and third in career three-pointers made (230). Wells averaged 10.7 ppg and drained 61 treys a year ago.</p> <p>Point guard Devon Moore set a JMU sophomore record with 136 assists last season. Moore also contributed 11.4 ppg and scored double figures in the Dukes' final nine games.</p> <p>The Dukes reached the 20-win mark in the regular season last year for the first time since 1981-82 and its 10 road victories were the most in school history.</p>                                                                                                                                                  |

# 2011-12 CAA TEAM NOTES



|                           |                                                                                                                                                                                                                                                                                                                                                                                                                                                                                                                                                                                                                                                                                                                                                                |
|---------------------------|----------------------------------------------------------------------------------------------------------------------------------------------------------------------------------------------------------------------------------------------------------------------------------------------------------------------------------------------------------------------------------------------------------------------------------------------------------------------------------------------------------------------------------------------------------------------------------------------------------------------------------------------------------------------------------------------------------------------------------------------------------------|
| <b>UNC<br/>WILMINGTON</b> | <p>Junior forward Keith Rendleman led the CAA in FG percentage (58.2%) last season. He was also fifth in the league in rebounding (7.8 rpg) and grabbed 10 or more boards nine times.</p> <p>Senior guard Trevor Deloach scored 20 or more points in three straight conference games (Jan. 29-Feb. 5) last season, including a career-best 28 points versus W&amp;M. He averaged 8.8 ppg for the season.</p> <p>UNCW will feature plenty of new faces this season as the Seahawks have added eight freshmen to the roster. UNCW also has four sophomores and only three upperclassmen (1 senior, 2 juniors).</p>                                                                                                                                               |
| <b>NORTHEASTERN</b>       | <p>Junior guard Joel Smith made a team-high 77 three-pointers in 2010-11, which was four shy of the NU season record. Smith contributed 12.2 ppg a year ago and reached double figures in 14 of his final 16 games.</p> <p>Junior guard Jonathan Lee set a Huskies' season record by hitting 47.2% of his shots from 3-point range last year. Lee tallied double digits in 11 of his last 12 contests and averaged 11.8 ppg for the season.</p> <p>Northeastern returns four starters from a year ago, but still has one of the youngest teams in the CAA. The Huskies have only one senior on the roster and just four juniors.</p>                                                                                                                           |
| <b>OLD DOMINION</b>       | <p>Senior guard Kent Bazemore, who led the league with 76 steals, was selected as the CAA Defensive Player of the Year and the National Defensive Player of the Year by CollegeInsider.com in 2010-11.</p> <p>Old Dominion has averaged 24.7 wins over the past seven seasons, which is the most of any school in the state of Virginia and the CAA. The Monarchs have made seven consecutive postseason appearances, which includes four NCAA Tournament berths.</p> <p>The Monarchs won their second straight CAA championship last season, becoming the first team since 2003 (UNCW) to bring home back-to-back crowns. ODU's five CAA titles is the most of any current league member.</p>                                                                 |
| <b>TOWSON</b>             | <p>Senior guard RaShawn Polk is the lone returning starter for the Tigers this season. Polk ranked third on the team in scoring with 11.5 ppg and tallied double figures 19 times.</p> <p>The Tigers welcome back senior center Robert Nwankwo, who sat out last season. Nwankwo earned a spot on the CAA All-Defensive team in 2009-10 after leading the league in blocked shots (3.1 bpg). He was also second in the CAA in FG percentage (55.8%) and third in rebounding (8.9 rpg).</p> <p>Pat Skerry begins his first season as head coach at Towson. Skerry spent last season as an assistant at Pittsburgh, where he helped the Panthers capture the Big East regular-season title.</p>                                                                  |
| <b>VCU</b>                | <p>VCU advanced to the NCAA Final Four in 2010-11 after defeating teams from the ACC (Florida State), Big East (Georgetown), Big Ten (Purdue), Big 12 (Kansas) and Pac 10 (USC). The Rams were ranked #6 in the final ESPN/USA Today coaches poll, which was the best final ranking ever for a CAA team.</p> <p>Senior Bradford Burgess ranked among the top 15 in the CAA in scoring (14.3 ppg/13th), rebounding (6.3 rpg/15th), FG percentage (48.7%/9th), FT percentage (75.3%/10th) and steals (1.1 spg/12th) last season.</p> <p>Over the past 10 years, VCU has compiled a 231-98 record. Their .702 winning percentage over that span is the 20th-best in the nation. The Rams have advanced to postseason play in seven of the last eight seasons.</p> |
| <b>WILLIAM &amp; MARY</b> | <p>Senior Quinn McDowell earned 3rd team All-CAA honors for the second year in a row in 2010-11. McDowell was seventh in the league in scoring (15.5 ppg) and led the CAA in free throw (86.6%) 3-point field goal (45.5%) percentage. He enters the season ranked 16th on W&amp;M's career scoring list (1,221 points).</p> <p>Guard Brandon Britt was named to the CAA All-Rookie squad last year after ranking second among all conference freshmen in scoring (11.9 ppg). Britt scored double digits in 13 of his final 16 contests.</p> <p>The Tribe drained 250 three-pointers last season and has made 200 or more treys for the past five years. W&amp;M had five players make at least 25 threes last season and all of them return in 2011-12.</p>   |



# DELAWARE • BLUE HENS

## DELAWARE

631 S. College Avenue  
Newark, DE 19716  
www.bluehens.com

## THE SCHOOL

**DATE FOUNDED:** 1743  
**ENROLLMENT:** 16,000  
**PRESIDENT:** Dr. Patrick T. Harker  
**ATHLETIC DIRECTOR:** Bernard M. Muir


## BASKETBALL PROGRAM

**HOME COURT:** Bob Carpenter Center (5,000)  
**FIRST VARSITY SEASON:** 1905-06  
**ALL-TIME RECORD:** 1,064-1,167-2  
**NCAA APPEARANCES (Last):** 4 (1999)  
**NIT APPEARANCES (Last):** 1 (2000)  
**COLORS:** Royal Blue and Gold  
**2010-11 RECORD:** 14-17/8-10 in CAA



## MEDIA CONTACT

**KEVIN TRITT**  
ktritt@udel.edu  
302-831-8715 (office)  
302-383-5005 (cell)  
302-831-8653 (fax)



Devon Saddler

## TEAM INFORMATION

### Starters Returning (3):

Devon Saddler, 6-2, Sr., G

13.3 ppg, 4.3 rpg

**CAA Rookie of the Year**

Jamelle Hagins, 6-8, Jr., F

8.4 ppg, 7.3 rpg

**CAA All-Defensive Team**

Josh Brinkley, 6-6, Jr., F

7.5 ppg, 5.2 rpg

### Other Top Returnees:

Kelvin McNeil, 6-7, Jr., F

5.0 ppg, 5.0 rpg

Hakim McCullar, 6-8, Sr., F

4.6 ppg, 2.6 rpg

### Key Losses:

Jawan Carter, G

16.0 ppg, 3.7 rpg

**3rd team All-CAA**

D.J. Boney, G

3.3 ppg, 1.6 rpg

Brian Johnson, G

3.8 ppg, 1.1 rpg



Jamelle Hagins



Devon Saddler

## MONTÉ ROSS

Head Coach

### Assistants:

Jeff Rafferty

Mike Pegues

Phil Martelli, Jr.



| Year    | School   | Record |
|---------|----------|--------|
| 2006-07 | Delaware | 5-26   |
| 2007-08 | Delaware | 14-17  |
| 2008-09 | Delaware | 13-19  |
| 2009-10 | Delaware | 7-24   |
| 2010-11 | Delaware | 14-17  |

|          |           |        |
|----------|-----------|--------|
| Delaware | 5 seasons | 53-103 |
| Career   | 5 seasons | 53-103 |

## 2011-12 ROSTER

| No. | Name              | Pos. | Cl. | Ht.  | Wt. | Hometown/Previous School                    |
|-----|-------------------|------|-----|------|-----|---------------------------------------------|
| 0   | Kelvin McNeil     | F    | Jr. | 6-7  | 215 | Newport News, Va./Massanutten Military      |
| 3   | Khalid Lewis      | G    | Fr. | 6-3  |     | Hamilton, N.J./Trenton Catholic             |
| 4   | Jarvis Threatt    | G    | Fr. | 6-2  |     | Highland Springs, Va./Highland Springs      |
| 10  | Devon Saddler     | G    | So. | 6-2  | 205 | Aberdeen, Md./Aberdeen/Winchendon Prep      |
| 11  | Kaleb Clyburn     | G    | So. | 5-9  | 165 | Orlando, Fla./Montverde Academy             |
| 12  | Samer Madarani    | G    | Sr. | 5-10 | 160 | Newark, Del./Sanford                        |
| 13  | Kyle Anderson     | G    | Fr. | 6-2  |     | Newark, Ill./Newark Community               |
| 14  | Brendan McNulty   | G    | Jr. | 5-11 | 190 | Downingtown, Pa./Malvern Prep               |
| 15  | Larry Savage      | F    | Fr. | 6-5  |     | Onancock, Va./Bishop O'Connell              |
| 21  | Marvin King-Davis | F    | Fr. | 6-7  |     | Richmond, Va./Meadowbrook                   |
| 23  | Hakim McCullar    | F    | Sr. | 6-8  | 250 | Cincinnati, Ohio/Maine Central/Rhode Island |
| 31  | Will Townsville   | G    | Jr. | 6-3  | 180 | Newark, Del./Glasgow                        |
| 32  | Josh Brinkley     | F    | Jr. | 6-6  | 220 | Richmond, Va./Douglas Freeman               |
| 44  | Jamelle Hagins    | F    | Jr. | 6-8  | 220 | Roanoke, Va./William Fleming                |
| 55  | Tommy Williams    | F    | So. | 6-6  | 210 | Hamden, Conn./Hamden                        |

## DREXEL

3141 Chestnut Street  
Philadelphia, PA 19104  
www.drexeldragons.com

## THE SCHOOL

**DATE FOUNDED:** 1891  
**ENROLLMENT:** 24,254  
**PRESIDENT:** John A. Fry  
**ATHLETIC DIRECTOR:** Dr. Eric Zillmer

## BASKETBALL PROGRAM

**HOME COURT:** Daskalakis Athletic Center (2,532)  
**FIRST VARSITY SEASON:** 1894-95  
**ALL-TIME RECORD:** 1,183-1,000  
**NCAA APPEARANCES (Last):** 4 (1996)  
**NIT APPEARANCES (Last):** 5 (2007)  
**COLORS:** Navy Blue and Gold  
**2010-11 RECORD:** 21-10/11-7 in CAA



## MEDIA CONTACT

**MIKE TUBEROSA**  
tuberosa@drexel.edu  
215-895-1591 (office)  
267-258-3714 (cell)  
215-895-2038 (fax)



Samme Givens

## TEAM INFORMATION

### Starters Returning (4):

Samme Givens, 6-5, Sr., F

12.2 ppg, 10.1 rpg

**2nd team All-CAA**

Derrick Thomas, 6-4, Jr., G

6.9 ppg, 2.5 rpg

Frantz Massenat, 6-4, So., G

5.5 ppg, 2.0 rpg, 3.3 apg

**CAA All-Rookie**

Daryl McCoy, 6-9, Jr., F

5.4 ppg, 7.8 rpg

### Other Top Returnees:

Chris Fouch, 6-2, Jr., G

14.9 ppg, 3.4 rpg

**3rd team All-CAA**

Dartaye Ruffin, 6-8, So., F

8.4 ppg, 7.4 rpg

**CAA All-Rookie**

### Key Losses:

Gerald Colds, G

9.7 ppg, 2.7 rpg

Yannick Formbor, F

0.8 ppg, 1.5 rpg



Chris Fouch



Samme Givens

## BRUISER FLINT

Head Coach

### Assistants:

Mike Connors  
Ashley Howard  
Matt Collier



| Year    | School        | Record  |
|---------|---------------|---------|
| 1996-01 | Massachusetts | 86-72   |
| 2001-02 | Drexel        | 14-14   |
| 2002-03 | Drexel        | 19-12   |
| 2003-04 | Drexel        | 18-11   |
| 2004-05 | Drexel        | 17-12   |
| 2005-06 | Drexel        | 15-16   |
| 2006-07 | Drexel        | 23-9    |
| 2007-08 | Drexel        | 12-20   |
| 2008-09 | Drexel        | 15-14   |
| 2009-10 | Drexel        | 16-16   |
| 2010-11 | Drexel        | 21-10   |
| Drexel  | 10 seasons    | 170-134 |
| Career  | 15 seasons    | 256-206 |

## 2011-12 ROSTER

| No. | Name              | Pos. | Cl. | Ht.  | Wt. | Hometown/Previous School                      |
|-----|-------------------|------|-----|------|-----|-----------------------------------------------|
| 1   | Kazembe Abif      | F    | Fr. | 6-7  | 210 | Elizabeth, N.J./The Lawrenceville School      |
| 2   | Aquil Younger     | G    | Fr. | 6-0  | 163 | Philadelphia, Pa./Simon Gratz                 |
| 3   | Chris Fouch       | G    | Jr. | 6-2  | 178 | Bronx, N.Y./Rice                              |
| 4   | Frantz Massenat   | G    | So. | 6-4  | 185 | Ewing, N.J./Trenton Catholic                  |
| 5   | Stevan Manojlovic | G    | So. | 6-5  | 197 | Toronto, Ontario/Martingrove Collegiate Inst. |
| 11  | Tavon Allen       | F    | Fr. | 6-5  | 170 | New Haven, Conn./Worcester Academy            |
| 14  | Damion Lee        | G    | Fr. | 6-6  | 190 | Owings Mills, Md./St. Thomas More (Conn.)     |
| 20  | Casey Carroll     | F    | Fr. | 6-8  | 225 | Canfield, Ohio/Kiski (Pa.)                    |
| 22  | Jake Lerner       | G    | So. | 6-2  | 190 | Philadelphia, Pa./Abington Friends            |
| 32  | Derrick Thomas    | G    | Jr. | 6-4  | 195 | New York, N.Y./St. John's College (D.C.)      |
| 33  | Goran Pantovic    | F    | So. | 6-10 | 225 | Belgrade, Serbia/Life Center Academy (N.J.)   |
| 35  | Dartaye Ruffin    | F    | So. | 6-8  | 250 | Stoughton, Mass./New Hampton                  |
| 44  | Daryl McCoy       | F    | Jr. | 6-9  | 270 | Hartford, Conn./Hartford Public               |
| 45  | Samme Givens      | F    | Sr. | 6-5  | 220 | Philadelphia, Pa./Academy of the New Church   |



# GEORGE MASON • PATRIOTS

## GEORGE MASON

4400 University Drive  
Fairfax, VA 22030  
GoMason.com

### THE SCHOOL

**DATE FOUNDED:** 1957  
**ENROLLMENT:** 32,067  
**PRESIDENT:** Dr. Alan G. Merten  
**ATHLETIC DIRECTOR:** Tom O'Connor

### BASKETBALL PROGRAM

**HOME COURT:** Patriot Center (10,000)  
**FIRST VARSITY SEASON:** 1966-67  
**ALL-TIME RECORD:** 658-629  
**NCAA APPEARANCES (Last):** 6 (2011)  
**NIT APPEARANCES (Last):** 4 (2009)  
**COLORS:** Green and Gold  
**2010-11 RECORD:** 27-7/16-2 in CAA



### MEDIA CONTACT

**DAN REISIG**  
dreisig@gmu.edu  
703-993-3268 (office)  
757-784-0121 (cell)  
703-993-3259 (fax)



Ryan Pearson

### TEAM INFORMATION

#### Starters Returning (3):

Ryan Pearson, 6-6, Sr., F 14.2 ppg, 6.7 rpg  
**2nd team All-CAA**  
Andre Cornelius, 5-10, Sr., G 9.5 ppg, 2.3 rpg  
Mike Morrison, 6-9, Sr., F 6.8 ppg, 5.5 rpg

#### Other Top Returnees:

Sherrrod Wright, 6-4, So., G 5.5 ppg, 1.7 rpg  
Vertrail Vaughns, 6-2, So., G 4.5 ppg, 1.1 rpg  
Johnny Williams, 6-8, Jr., F 2.4 ppg, 1.3 rpg  
Jonathan Arledge, 6-9, So., F 1.4 ppg, 0.9 rpg

#### Key Losses:

Cam Long, G 15.1 ppg, 4.7 rpg  
**1st team All-CAA**  
Luke Hancock, F 10.9 ppg, 4.2 rpg  
**3rd team All-CAA**  
Isaiah Tate, G 6.2 ppg, 2.4 rpg



Andre Cornelius



Ryan Pearson

### PAUL HEWITT

Head Coach

#### Assistants:

Roland Houston  
Chris Kreider  
Mike Wells



| Year    | School       | Record  |
|---------|--------------|---------|
| 1997-00 | Siena        | 66-27   |
| 2000-11 | Georgia Tech | 190-162 |

|        |            |         |
|--------|------------|---------|
| Mason  | 1st season | 0-0     |
| Career | 14 seasons | 256-189 |

### 2010-11 ROSTER

| No. | Name             | Pos. | Cl. | Ht.  | Wt. | Hometown/Previous School                 |
|-----|------------------|------|-----|------|-----|------------------------------------------|
| 1   | Paris Bennett    | F    | Jr. | 6-6  | 216 | Linden, N.J./St. Patrick                 |
| 3   | Bryon Allen      | G    | So. | 6-3  | 214 | Upper Marlboro, Md./St. Thomas More      |
| 5   | Jonathan Arledge | F    | So. | 6-9  | 236 | Washington, D.C./KIMA                    |
| 10  | Sherrrod Wright  | G    | So. | 6-4  | 193 | Mount Vernon, N.Y./Mount Vernon          |
| 11  | Vertrail Vaughns | G    | So. | 6-2  | 184 | Mesquite, Texas/Mesquite                 |
| 22  | Mike Morrison    | F    | Sr. | 6-9  | 222 | St. Petersburg, Fla./Lakewood            |
| 24  | Ryan Pearson     | F    | Sr. | 6-6  | 230 | Far Rockaway, N.Y./Christ the King       |
| 32  | Johnny Williams  | F    | Jr. | 6-8  | 249 | Memphis, Tenn./Briarcrest Christian      |
| 45  | Andre Cornelius  | G    | Sr. | 5-10 | 174 | Charlotte, N.C./Victory Christian        |
|     | Erik Copes       | C    | Fr. | 6-8  | 220 | Philadelphia, Pa./Imhotep Charter School |
|     | Corey Edwards    | G    | Fr. | 5-11 |     | Middle Village, N.Y./Christ the King     |
|     | Vaughn Gray      | F    | Fr. | 6-5  |     | Elmwood Park, N.J./St. Benedict's Prep   |

## GEORGIA STATE

125 Decatur Street  
Atlanta, GA 30303  
www.GeorgiaStateSports.com

### THE SCHOOL

**DATE FOUNDED:** 1913  
**ENROLLMENT:** 31,000  
**PRESIDENT:** Dr. Mark P. Becker  
**ATHLETIC DIRECTOR:** Cheryl L. Levick

### BASKETBALL PROGRAM

**HOME COURT:** GSU Sports Arena (4,500)  
**FIRST VARSITY SEASON:** 1963-64  
**ALL-TIME RECORD:** 450-820  
**NCAA APPEARANCES (Last):** 2 (2001)  
**NIT APPEARANCES (Last):** 1 (2002)  
**COLORS:** Blue and White  
**2010-11 RECORD:** 12-19/6-12 in CAA



### MEDIA CONTACT

**MIKE HOLMES**  
rholmes@gsu.edu  
404-413-4033 (office)  
404-259-9716 (cell)  
404-413-4035 (fax)



Eric Buckner

### TEAM INFORMATION

#### Starters Returning (4):

|                            |                  |
|----------------------------|------------------|
| Eric Buckner, 6-8, Sr., F  | 9.4 ppg, 5.6 rpg |
| Brandon McGee, 6-6, Sr., F | 7.8 ppg, 4.8 rpg |
| Jihad Ali, 6-5, Sr., G     | 7.2 ppg, 4.8 rpg |
| James Fields, 6-4, Sr., G  | 5.5 ppg, 3.0 rpg |

#### Other Top Returnees:

|                             |                  |
|-----------------------------|------------------|
| Josh Micheaux, 6-5, Sr., G  | 6.5 ppg, 3.7 rpg |
| Devonta White, 5-10, So., G | 5.2 ppg, 1.5 rpg |
| James Vincent, 6-10, Jr., C | 3.0 ppg, 3.1 rpg |

#### Key Losses:

|                    |                  |
|--------------------|------------------|
| Dante Curry, G     | 6.5 ppg, 1.2 rpg |
| Javonte Maynor, G  | 5.9 ppg, 1.1 rpg |
| Marques Johnson, G | 5.2 ppg, 2.6 rpg |



Eric Buckner



Brandon McGee



### RON HUNTER

Head Coach

#### Assistants:

Darryl LaBarrie  
Everick Sullivan  
Claude Pardue

| Year      | School | Record  |
|-----------|--------|---------|
| 1994-2011 | IUPUI  | 293-206 |

|             |            |         |
|-------------|------------|---------|
| Georgia St. | 1st season | 0-0     |
| Career      | 17 seasons | 293-206 |

### 2011-12 ROSTER

| No. | Name               | Pos. | Cl. | Ht.  | Wt. | Hometown/Previous School                    |
|-----|--------------------|------|-----|------|-----|---------------------------------------------|
| 1   | Josh Micheaux      | G/F  | Sr. | 6-5  | 222 | Missouri City, Texas/Elkins/Lee College     |
| 2   | Jordan DeMercy     | F    | Sr. | 6-6  | 213 | Norcross, Ga./Norcross/Florida State        |
| 4   | James Fields       | G    | Sr. | 6-4  | 182 | Savannah, Ga./Urban Christian               |
| 10  | Kevin Shaw         | G    | Fr. | 6-2  | 170 | Louisville, Ky./Seneca                      |
| 11  | Tony Kimbro, Jr.   | G    | Fr. | 6-5  | 185 | Louisville, Ky./Jeffersontown               |
| 12  | Devonta White      | G    | So. | 5-10 | 158 | Alpharetta, Ga./Centennial                  |
| 14  | Jihad Ali          | G    | Sr. | 6-5  | 200 | Atlanta, Ga./Martin Luther King             |
| 15  | Tyler Gamble       | G    | Fr. | 6-2  | 195 | Commerce, Ga./Commerce                      |
| 20  | Eric Buckner       | F    | Sr. | 6-8  | 203 | Erhardt, S.C./Bamberg-Erhardt/Gulf Coast CC |
| 22  | James Vincent      | C    | Jr. | 6-10 | 267 | Columbus, Ga./Northside                     |
| 24  | Brandon McGee      | F    | Sr. | 6-6  | 228 | Chicago, Ill./Crane/Wabash Valley CC        |
| 25  | Rashaad Richardson | G    | So. | 6-3  | 179 | Charleston, S.C./Oldsmar Christian Acad.    |
| 55  | Jamar Taylor       | F    | Sr. | 6-9  | 229 | Charleston, S.C./Burke/Brunswick (NC) CC    |



## HOFSTRA

147 Stadium Bldg.  
Hempstead, NY 11549  
www.GoHofstra.com

## THE SCHOOL

**DATE FOUNDED:** 1935  
**ENROLLMENT:** 12,100  
**PRESIDENT:** Stuart Rabinowitz  
**ATHLETIC DIRECTOR:** Jack Hayes

## BASKETBALL PROGRAM

**HOME COURT:** Mack Sports Complex (5,050)  
**FIRST VARSITY SEASON:** 1936-37  
**ALL-TIME RECORD:** 1,123-826  
**NCAA APPEARANCES (Last):** 4 (2001)  
**NIT APPEARANCES (Last):** 4 (2007)  
**COLORS:** Gold, White and Blue  
**2010-11 RECORD:** 21-12/14-4 in CAA



## MEDIA CONTACT

**STEPHEN GORCHOV**  
stephen.a.gorchov@hofstra.edu  
516-463-4933 (office)  
516-523-5252 (cell)  
516-463-5033 (fax)



Mike Moore

## TEAM INFORMATION

### Starters Returning (2):


Mike Moore, 6-5, Sr., G 14.9 ppg, 5.4 rpg  
David Imes, 6-7, Jr., F 7.6 ppg, 6.8 rpg

### Other Top Returnees:

Nathaniel Lester, 6-5, Sr., G 8.0 ppg, 4.8 rpg  
Dwan McMillan, 6-0, Sr., G 6.8 ppg, 1.9 rpg  
Shemiye McLendon, 6-3, So., G 6.1 ppg, 2.3 rpg  
Stephen Nwaukoni, 6-8, So., F 2.0 ppg, 3.3 rpg

### Key Losses:

Charles Jenkins, G 22.6 ppg, 3.4 rpg, 4.8 apg  
**CAA Player of the Year**  
Greg Washington, F 7.5 ppg, 5.3 rpg  
**CAA All-Defense**  
Brad Kelleher, G 7.5 ppg, 2.1 rpg



David Imes



Mike Moore

## MO CASSARA

Head Coach

### Assistants:

Steven DeMeo  
Wayne Morgan  
Patrick Sellers



| Year    | School                   | Record |
|---------|--------------------------|--------|
| 2004-06 | Clark University (Mass.) | 22-30  |
| 2010-11 | Hofstra                  | 21-12  |

|         |           |       |
|---------|-----------|-------|
| Hofstra | 1 Season  | 21-12 |
| Career  | 3 Seasons | 43-42 |

## 2011-12 ROSTER

| No. | Name             | Pos. | Cl. | Ht.  | Wt. | Hometown/Previous School                      |
|-----|------------------|------|-----|------|-----|-----------------------------------------------|
| 0   | Stevie Mejia     | G    | Jr. | 5-9  | 175 | Hyde Park, Mass./Lawrence Acad./Rhode Island  |
| 1   | Nathaniel Lester | G    | Sr. | 6-5  | 210 | Brooklyn, N.Y./Canarsie                       |
| 5   | David Imes       | F    | Jr. | 6-7  | 215 | Brooklyn, N.Y./Boys & Girls/Winchendon Prep   |
| 11  | Dwan McMillan    | G    | Sr. | 6-0  | 180 | Brooklyn, N.Y./St. Benedict's/Indian Hills CC |
| 15  | Shemiye McLendon | G    | So. | 6-3  | 195 | Vero Beach, Fla./Vero Beach/IMG Academy       |
| 24  | Stephen Nwaukoni | F    | So. | 6-8  | 230 | Queens, N.Y./Thomas Edison                    |
| 31  | Mike Moore       | G    | Sr. | 6-5  | 200 | New Haven, Conn./Hillhouse/Fordham            |
| 35  | Matt Grogan      | G    | Jr. | 6-5  | 190 | Briarwood, N.Y./Archbishop Molloy             |
|     | Jordan Allen     | F    | Fr. | 6-6  | 200 | Bay Shore, N.Y./Long Island Lutheran          |
|     | Bryant Crowder   | F    | Jr. | 6-10 | 220 | Harlem, N.Y./Rice/Coll. of Eastern Utah       |
|     | Moussa Kone      | F    | Fr. | 6-7  | 220 | Bronx, N.Y./Frederick Douglass III            |

## JAMES MADISON

MSC 2301 Intercollegiate Athletics  
Harrisonburg, VA 22807  
www.JMUSports.com

### THE SCHOOL

**DATE FOUNDED:** 1908  
**ENROLLMENT:** 19,000  
**PRESIDENT:** Dr. Linwood H. Rose  
**ATHLETIC DIRECTOR:** Jeff Bourne

### BASKETBALL PROGRAM

**HOME COURT:** JMU Convocation Center (7,156)  
**FIRST VARSITY SEASON:** 1969-70  
**ALL-TIME RECORD:** 647-542  
**NCAA APPEARANCES (Last):** 4 (1994)  
**NIT APPEARANCES (Last):** 5 (1993)  
**COLORS:** Purple and Gold  
**2010-11 RECORD:** 21-12/10-8 in CAA



### MEDIA CONTACT

**KEVIN WARNER**  
warnerka@jmu.edu  
540-568-6154 (office)  
540-271-4932 (cell)  
540-568-3703 (fax)



Julius Wells



Devon Moore



Julius Wells

### TEAM INFORMATION

#### Starters Returning (4):

|                              |                            |
|------------------------------|----------------------------|
| Devon Moore, 6-4, Jr., G     | 11.4 ppg, 3.1 rpg, 4.2 apg |
| Julius Wells, 6-5, Sr., F    | 10.7 ppg, 4.1 rpg          |
| Rayshawn Goins, 6-6, Sr., F  | 9.7 ppg, 6.8 rpg           |
| Humpty Hitchens, 5-9, Sr., G | 8.9 ppg, 2.2 rpg           |

#### Other Top Returnees:

|                             |                  |
|-----------------------------|------------------|
| Andrey Semenov, 6-7, Jr., F | 7.5 ppg, 3.1 rpg |
| Alioune Diouf, 6-5, Jr., G  | 2.2 ppg, 0.9 rpg |
| Trevon Flores, 6-10, Jr., F | 1.5 ppg, 1.3 rpg |

#### Key Losses:

|                  |                         |
|------------------|-------------------------|
| Denzel Bowles, F | 17.6 ppg, 8.8 rpg       |
|                  | <b>1st team All-CAA</b> |
| Chad Jackson, G  | 2.8 ppg, 2.6 rpg        |
| Ben Louis, G     | 1.7 ppg, 1.0 rpg        |



### MATT BRADY

Head Coach

#### Assistants:

Rob O'Driscoll  
Corey Stitzel  
Louis Rowe

| Year    | School        | Record |
|---------|---------------|--------|
| 2005-08 | Marist        | 73-50  |
| 2008-09 | James Madison | 21-15  |
| 2009-10 | James Madison | 13-20  |
| 2010-11 | James Madison | 21-12  |

|        |           |        |
|--------|-----------|--------|
| JMU    | 3 Seasons | 55-47  |
| Career | 7 seasons | 128-97 |

### 2011-12 ROSTER

| No. | Name            | Pos. | Cl. | Ht.  | Wt. | Hometown/Previous School                             |
|-----|-----------------|------|-----|------|-----|------------------------------------------------------|
| 0   | A.J. Davis      | G    | Jr. | 6-6  | 210 | Columbus, Ohio/Harmony Community/Wyoming             |
| 1   | Enoch Hood      | F    | Fr. | 6-8  | 190 | Norfolk, Va./Booker T. Washington                    |
| 2   | James Millen    | G    | Sr. | 6-3  | 180 | Cincinnati, Ohio/Shroder Paideia Acad/Cincinnati St. |
| 5   | Alioune Diouf   | G    | Jr. | 6-5  | 210 | Powder Springs, Ga./McEachern                        |
| 11  | Andrey Semenov  | F    | Jr. | 6-7  | 200 | St. Petersburg, Russia/Blue Ridge School             |
| 12  | Humpty Hitchens | G    | Sr. | 5-9  | 175 | Chillicothe, Ohio/Chillicothe/Akron                  |
| 23  | Keynan Pittman  | F    | Fr. | 6-10 | 215 | Burgaw, N.C./Pender                                  |
| 30  | Arman Marks     | G    | Fr. | 6-4  | 180 | Louisville, Ky./Eastern                              |
| 33  | Rayshawn Goins  | F    | Sr. | 6-6  | 275 | Cleveland, Ohio/Glenville/Cincinnati State           |
| 34  | Julius Wells    | F    | Sr. | 6-5  | 205 | Toledo, Ohio/Libbey                                  |
| 40  | Devon Moore     | G    | Jr. | 6-4  | 180 | Columbus, Ohio/Northland                             |
| 41  | Trevon Flores   | F    | Jr. | 6-11 | 230 | Harvey, La./Helen Cox                                |
| 42  | Gene Swindle    | C    | Jr. | 6-11 | 260 | Miami, Fla./Gulliver Prep/Virginia Tech              |



# UNC WILMINGTON • SEAHAWKS

## UNC WILMINGTON

601 South College Road  
Wilmington, NC 28403  
www.UNCWSports.com

### THE SCHOOL

**DATE FOUNDED:** 1947  
**ENROLLMENT:** 13,071  
**PRESIDENT:** Dr. Gary Miller  
**ATHLETIC DIRECTOR:** Jimmy Bass

### BASKETBALL PROGRAM

**HOME COURT:** Trask Coliseum (6,100)  
**FIRST VARSITY SEASON:** 1951-52  
**ALL-TIME RECORD:** 841-764  
**NCAA APPEARANCES (Last):** 4 (2006)  
**NIT APPEARANCES (Last):** 2 (2001)  
**COLORS:** Teal, Gold and Navy Blue  
**2010-11 RECORD:** 13-18/7-11 in CAA



### MEDIA CONTACT

**JOE BROWNING**  
browningj@uncw.edu  
910-962-3236 (office)  
910-352-0628 (cell)  
910-962-3686 (fax)



Keith Rendleman

### TEAM INFORMATION

#### Starters Returning (3):

Keith Rendleman, 6-7, Jr., F 11.2 ppg, 7.8 rpg  
Tanner Milson, 6-2, So., G 6.1 ppg, 1.6 rpg  
Donte Morales, 6-5, So., F 5.2 ppg, 3.9 rpg

#### Other Top Returnees:

Trevor Deloach, 6-3, Sr., G 8.8 ppg, 4.7 rpg  
Matt Wilson, 7-0, Jr., C 4.5 ppg, 2.8 rpg  
Matthew Wallace, 6-0, Sr., G 2.2 ppg, 0.7 rpg

#### Key Losses:

Chad Tomko, G 17.6 ppg, 5.9 rpg, 4.3 apg  
**2nd team All-CAA**  
Ahmad Grant, G 7.7 ppg, 2.7 rpg  
Darryl Felder, G 2.5 ppg, 1.3 rpg



Trevor Deloach



Keith Rendleman

### BUZZ PETERSON

Head Coach

#### Assistants:

Jamie Kachmarik  
Andre Gray  
Brooks Lee



| Year    | School            | Record             |
|---------|-------------------|--------------------|
| 1996-00 | Appalachian State | 79-39              |
| 2000-01 | Tulsa             | 26-11              |
| 2001-05 | Tennessee         | 61-59              |
| 2005-07 | Coastal Carolina  | 35-25              |
| 2009-10 | Appalachian State | 24-13              |
| 2010-11 | UNC Wilmington    | 13-18              |
| UNCW    |                   | 1 Season 13-18     |
| Career  |                   | 13 seasons 238-165 |

### 2011-12 ROSTER

| No. | Name             | Pos. | Cl. | Ht.  | Wt. | Hometown/Previous School                           |
|-----|------------------|------|-----|------|-----|----------------------------------------------------|
| 1   | Donte Morales    | F    | So. | 6-5  | 190 | Virginia Beach, Va./Landstown/Fishburne Military   |
| 2   | Keith Rendleman  | F    | Jr. | 6-7  | 215 | Iron Station, N.C./East Lincoln                    |
| 3   | Keegan Pace      | G    | So. | 5-10 | 175 | Burlington, N.C./Williams                          |
| 4   | Matt Wilson      | C    | Jr. | 7-0  | 230 | Raleigh, N.C./Ravenscroft                          |
| 5   | Adam Smith       | G    | Fr. | 5-11 | 160 | Jonesboro, Ga./Fayette County                      |
| 10  | Freddie Jackson  | G    | Fr. | 6-3  | 175 | Wilmington, N.C./New Hanover                       |
| 12  | Tanner Milson    | G    | So. | 6-2  | 180 | Cedar Hill, Texas/Cedar Hill                       |
| 14  | K.K. Simmons     | G    | Fr. | 6-2  | 190 | Marietta, Ga./Wheeler                              |
| 15  | Luke Hager       | F    | Fr. | 6-7  | 190 | Chicago, Ill./Whitney Young                        |
| 20  | Dylan Sherwood   | F    | Fr. | 6-8  | 210 | Pittsford, N.Y./Sutherland                         |
| 22  | Nate Anderson    | F    | Fr. | 6-8  | 245 | Ashville, Ohio/Teays Valley                        |
| 23  | Craig Ponder     | G    | Fr. | 6-0  | 180 | Bluefield, W.Va./Bluefield/Hargrave Military Acad. |
| 31  | Trevor Deloach   | G    | Sr. | 6-3  | 190 | Saluda, S.C./Saluda/Chipola JC                     |
| 33  | Shane Reybold    | F    | So. | 6-6  | 240 | Laurel, Md./Reservoir                              |
| 40  | Cedrick Williams | F    | Fr. | 6-8  | 215 | Murfreesboro, Tenn./Siegel                         |



## NORTHEASTERN

360 Huntington Ave.  
Boston, MA 02115  
www.GoNU.com

### THE SCHOOL

**DATE FOUNDED:** 1898  
**ENROLLMENT:** 15,699  
**PRESIDENT:** Dr. Joseph Aoun  
**ATHLETIC DIRECTOR:** Peter Roby

### BASKETBALL PROGRAM

**HOME COURT:** Matthews Arena (5,066)  
**FIRST VARSITY SEASON:** 1920-21  
**ALL-TIME RECORD:** 1,086-1,008  
**NCAA APPEARANCES (Last):** 7 (1991)  
**NIT APPEARANCES (Last):** 2 (2010)  
**COLORS:** Red and Black  
**2010-11 RECORD:** 11-20/6-12 in CAA



### MEDIA CONTACT

**MATT MCDONALD**  
ma.mcdonald@neu.edu  
617-373-4154 (office)  
814-880-2245 (cell)  
617-373-3152 (fax)



Jonathan Lee

### TEAM INFORMATION

#### Starters Returning (4):

|                              |                   |
|------------------------------|-------------------|
| Joel Smith, 6-4, Jr., G      | 12.2 ppg, 3.2 rpg |
| Jonathan Lee, 6-2, Jr., G    | 11.8 ppg, 3.3 rpg |
| Ryan Pierson, 6-10, So., F/C | 7.5 ppg, 3.7 rpg  |
| <b>CAA All-Rookie</b>        |                   |
| Kauri Black, 6-7, Jr., F     | 6.2 ppg, 4.0 rpg  |

#### Other Top Returnees:

|                                    |                  |
|------------------------------------|------------------|
| Alwayne Bigby, 6-5, So., G/F       | 4.3 ppg, 4.1 rpg |
| Dinko Marshavelski, 6-11, Jr., F/C | 3.6 ppg, 1.4 rpg |
| Alex Bates, 6-8, So., F            | 0.9 ppg, 1.3 rpg |

#### Key Losses:

|                         |                   |
|-------------------------|-------------------|
| Chaiison Allen, G       | 16.7 ppg, 6.1 rpg |
| <b>1st team All-CAA</b> |                   |
| Alex Harris, G          | 6.4 ppg, 2.0 rpg  |



Jonathan Lee



Joel Smith



### BILL COEN

Head Coach

#### Assistants:

Pat Duquette  
Jim McCarthy  
Antonio Reynolds-Dean

| Year    | School       | Record |
|---------|--------------|--------|
| 2006-07 | Northeastern | 13-19  |
| 2007-08 | Northeastern | 14-17  |
| 2008-09 | Northeastern | 19-13  |
| 2009-10 | Northeastern | 20-13  |
| 2010-11 | Northeastern | 11-20  |

|        |           |       |
|--------|-----------|-------|
| NU     | 5 seasons | 77-82 |
| Career | 5 seasons | 77-82 |

### 2011-12 ROSTER

| No. | Name                 | Pos. | Cl. | Ht.  | Wt. | Hometown/Previous School                      |
|-----|----------------------|------|-----|------|-----|-----------------------------------------------|
| 1   | Chris Avenant        | G/F  | So. | 6-4  | 193 | Sacramento, Calif./Sacramento                 |
| 2   | Demetrius Pollard    | G    | Fr. | 6-2  | 200 | Virginia Beach, Va./Cape Henry Collegiate     |
| 10  | Kauri Black          | F    | Jr. | 6-7  | 220 | Rialto, Calif./Eisenhower/Bridgton Acad.      |
| 11  | Marco Banegas-Flores | G    | Fr. | 6-1  | 190 | Dorchester, Mass./O'Bryant/Brimmer and May    |
| 12  | Quincy Ford          | G/F  | Fr. | 6-8  | 212 | St. Petersburg, Fla./Gibbs                    |
| 14  | Jonathan Lee         | G    | Jr. | 6-2  | 200 | Flint, Mich./Flint Carmen-Ainworth/Hun School |
| 20  | Joel Smith           | G    | Jr. | 6-4  | 180 | Leander, Texas/Leander                        |
| 21  | Dinko Marshavelski   | F/C  | Jr. | 6-11 | 240 | Plovdiv, Bulgaria/Wilbraham & Monson Acad.    |
| 25  | Alex Bates           | F    | So. | 6-8  | 230 | Greenbelt, Md./Eleanor Roosevelt              |
| 30  | Ryan Pierson         | F/C  | So. | 6-10 | 235 | St. Louis, Mo./Christian Brothers             |
| 32  | Alwayne Bigby        | G/F  | So. | 6-5  | 210 | Toronto, Ontario/Eastern Commerce C.I.        |
| 34  | Kashief Edwards      | F    | Sr. | 6-5  | 195 | Philadelphia, Pa./Imhotep Charter/Niagara     |
| 44  | Reggie Spencer       | F    | Fr. | 6-7  | 210 | Tuscaloosa, Ala./Hillcrest                    |



# OLD DOMINION • MONARCHS

## OLD DOMINION

Norfolk, VA 23529  
www.ODUSports.com

### THE SCHOOL

**DATE FOUNDED:** 1930  
**ENROLLMENT:** 24,013  
**PRESIDENT:** John Broderick  
**ATHLETIC DIRECTOR:** Dr. Wood Selig

### BASKETBALL PROGRAM

**HOME COURT:** Constant Convocation Center (8,424)  
**FIRST VARSITY SEASON:** 1930-31  
**ALL-TIME RECORD:** 1,218-843  
**NCAA APPEARANCES (Last):** 11 (2011)  
**NIT APPEARANCES (Last):** 10 (2006)  
**COLORS:** Slate Blue, Silver and Light Blue  
**2010-11 RECORD:** 27-7/14-4 in CAA



### MEDIA CONTACT

**CAROL HUDSON, JR.**  
chudson@odu.edu  
757-683-3395 (office)  
757-613-3135 (cell)  
757-683-3119 (fax)



Kent Bazemore

### TEAM INFORMATION

#### Starters Returning (2):

Kent Bazemore, 6-5, Sr., G

12.3 ppg, 5.1 rpg

**2nd team All-CAA/Def. POY**

Chris Cooper, 6-9, Sr., F

5.0 ppg, 5.5 rpg

#### Other Top Returnees:

Trian Iliadis, 6-3, Sr., G

6.0 ppg, 1.3 rpg

Marquel DeLancey, 6-0, Sr., G

1.9 ppg, 1.4 rpg

Nick Wright, 6-8, Jr., F

1.5 ppg, 1.5 rpg

#### Key Losses:

Frank Hassell, F/C

15.1 ppg, 9.4 rpg

**1st team All-CAA**

Ben Finney, F

9.2 ppg, 6.3 rpg

Keyon Carter, F

7.3 ppg, 4.1 rpg

Darius James, G

7.0 ppg, 2.2 rpg



Kent Bazemore



Chris Cooper

### BLAINE TAYLOR

Head Coach

#### Assistants:

Jim Corrigan  
Rob Wilkes  
Lonnie Blow



| Year    | School       | Record |
|---------|--------------|--------|
| 1991-98 | Montana      | 142-65 |
| 2001-02 | Old Dominion | 13-16  |
| 2002-03 | Old Dominion | 12-15  |
| 2003-04 | Old Dominion | 17-12  |
| 2004-05 | Old Dominion | 28-6   |
| 2005-06 | Old Dominion | 24-10  |
| 2006-07 | Old Dominion | 24-9   |
| 2007-08 | Old Dominion | 18-16  |
| 2008-09 | Old Dominion | 25-10  |
| 2009-10 | Old Dominion | 27-9   |
| 2010-11 | Old Dominion | 27-7   |

ODU 9 seasons 215-110

Career 16 seasons 357-175

### 2011-12 ROSTER

| No. | Name              | Pos. | Cl. | Ht. | Wt. | Hometown/Previous School                       |
|-----|-------------------|------|-----|-----|-----|------------------------------------------------|
| 00  | Jason Pimentel    | F    | Fr. | 6-8 | 230 | Ocala, Fla./Montverde Academy                  |
| 1   | Nick Wright       | C    | Jr. | 6-8 | 210 | Suffolk, Va./Nansemond River                   |
| 4   | Dimitri Batten    | G    | Fr. | 6-3 | 190 | Newport News, Va./Kecoughtan                   |
| 10  | Breon Key         | G    | Fr. | 6-2 | 175 | Hampton, Va./Phoebus                           |
| 12  | Donte Hill        | G    | So. | 6-4 | 205 | Virginia Beach, Va./Norfolk Collegiate/Clemson |
| 15  | Trian Iliadis     | G    | Sr. | 6-3 | 185 | Perth, Western Australia/Trinity College       |
| 20  | Chris Cooper      | F    | Sr. | 6-9 | 230 | Woodbridge, Va./Forest Park                    |
| 21  | Nayquann Mitchell | F    | Jr. | 6-7 | 200 | Jamaica, N.Y./Bowne/Lon Morris JC              |
| 22  | Marquel De Lancey | G    | Sr. | 6-0 | 190 | Alexandria, Va./Mt. Vernon                     |
| 23  | Richard Ross      | F    | Fr. | 6-7 | 205 | Wichita Falls, Texas/Hirsch                    |
| 24  | Kent Bazemore     | G    | Sr. | 6-5 | 195 | Kelford, N.C./Bertie                           |
| 40  | Anton Larsen      | F    | So. | 7-0 | 240 | Copenhagen, Denmark/Oster Farimagsgades        |

## TOWSON

8000 York Road  
Towson, MD 21252  
www.TowsonTigers.com

### THE SCHOOL

**DATE FOUNDED:** 1866  
**ENROLLMENT:** 21,111  
**INTERIM PRESIDENT:** Dr. Marcia G. Welsh  
**ATHLETIC DIRECTOR:** Mike Waddell

### BASKETBALL PROGRAM

**HOME COURT:** Towson Center (5,000)  
**FIRST VARSITY SEASON:** 1921-22  
**ALL-TIME RECORD:** 580-792 (since 1958)  
**NCAA APPEARANCES (Last):** 2 (1991)  
**NIT APPEARANCES (Last):** 0  
**COLORS:** Gold, White and Black  
**2010-11 RECORD:** 4-26/0-18 in CAA



### MEDIA CONTACT

**DAN O'CONNELL**  
doconnell@towson.edu  
410-704-3102 (office)  
410-704-3861 (fax)



RaShawn Polk

### TEAM INFORMATION

#### Starters Returning (1):

RaShawn Polk, 6-2, Sr., G 11.6 ppg, 3.2 rpg

#### Other Top Returnees:

Robert Nwankwo, 6-9, Sr., C 9.9 ppg, 8.9 rpg\*  
Erique Gumbs, 6-9, So., F 3.6 ppg, 2.8 rpg

#### Key Losses:

Isaiah Philmore, F 15.3 ppg, 7.0 rpg  
Braxton Dupree, F 12.0 ppg, 7.9 rpg  
Josh Brown, G 10.6 ppg, 1.9 rpg

\* 2009-10 stats/red-shirted in 2010-11



Robert Nwankwo



RaShawn Polk



### PAT SKERRY

Head Coach

#### Assistants:

Kevin Clark  
Kenny Johnson  
Luke Murray

| Year    | School                | Record |
|---------|-----------------------|--------|
| 1996-98 | Curry (Mass.) College | 24-25  |

|        |            |       |
|--------|------------|-------|
| Towson | 1st season | 0-0   |
| Career | 2 seasons  | 24-25 |

### 2011-12 ROSTER

| No. | Name            | Pos. | Cl. | Ht.  | Wt. | Hometown/Previous School                |
|-----|-----------------|------|-----|------|-----|-----------------------------------------|
| 1   | Marcus Damas    | F    | So. | 6-7  | 200 | Bay Shore, N.Y./Bay Shore               |
| 3   | Kris Walden     | G    | Fr. | 6-1  | 165 | Richmond, Va./Henrico                   |
| 5   | RaShawn Polk    | G    | Sr. | 6-2  | 200 | Greensboro, N.C./Dudley                 |
| 10  | Will Adams      | G    | Fr. | 6-4  | 190 | Philadelphia, Pa./Imhotep Charter       |
| 12  | Erique Gumbs    | F    | So. | 6-9  | 230 | Newark, Del./Caravel Academy            |
| 22  | Alex Giergen    | F    | Fr. | 6-7  | 220 | Duesseldorf, Germany/Virginia Episcopal |
| 23  | Deon Jones      | F    | Fr. | 6-5  | 190 | Hockessin, Del./Sanford School          |
| 25  | Robert Nwankwo  | C    | Sr. | 6-9  | 235 | Upper Marlboro, Md./Parkdale            |
| 30  | Jervon Pressley | F    | Fr. | 6-7  | 210 | Charlotte, N.C./EE Waddell              |
| 44  | Jamel Flash     | F    | Fr. | 6-11 | 225 | West Hempstead, N.Y./West Hempstead     |



## VCU


1300 West Broad Street  
Richmond, VA 23284  
www.VCUAthletics.com

### THE SCHOOL

**DATE FOUNDED:** 1838  
**ENROLLMENT:** 32,000  
**PRESIDENT:** Dr. Michael Rao  
**ATHLETIC DIRECTOR:** Norwood Teague

### BASKETBALL PROGRAM

**HOME COURT:** Verizon Wireless Arena at  
Stuart C. Siegel Center (7,500)  
**FIRST VARSITY SEASON:** 1968-69  
**ALL-TIME RECORD:** 786-460  
**NCAA APPEARANCES (Last):** 10 (2011)  
**NIT APPEARANCES (Last):** 5 (2008)  
**COLORS:** Black and Gold  
**2010-11 RECORD:** 28-12/12-6 in CAA



### MEDIA CONTACT

**SCOTT DAY**  
sdday@vcu.edu  
804-828-1727 (office)  
804-263-6769 (cell)  
804-828-9428 (fax)



**Bradford Burgess**

### TEAM INFORMATION

#### Starters Returning (2):

Bradford Burgess, 6-6, Sr., G/F 14.3 ppg, 6.3 rpg  
D.J. Haley, 7-0, So., C 1.1 ppg, 1.5 rpg

#### Other Top Returnees:

Rob Brandenburg, 6-2, So., G 4.9 ppg, 1.7 rpg  
Juvonte Reddic, 6-9, So., F 3.5 ppg, 1.9 rpg  
Darius Theus, 6-3, Jr., G 3.0 ppg, 1.6 rpg

#### Key Losses:

Jamie Skeen, F 15.7 ppg, 7.3 rpg  
**2nd team All-CAA**  
Joey Rodriguez, G 10.4 ppg, 3.2 rpg  
**3rd team All-CAA**  
Brandon Rozzell, G 11.5 ppg, 2.4 rpg  
Ed Nixon, G 7.0 ppg, 2.6 rpg



Rob Brandenburg



Bradford Burgess



### SHAKA SMART

Head Coach

#### Assistants:

Mike Rhoades  
Will Wade  
Jamion Christian

| Year    | School | Record |
|---------|--------|--------|
| 2009-10 | VCU    | 27-9   |
| 2010-11 | VCU    | 28-12  |

|        |           |       |
|--------|-----------|-------|
| VCU    | 2 seasons | 55-21 |
| Career | 2 Seasons | 55-21 |

### 2011-12 ROSTER

| No. | Name             | Pos. | Cl. | Ht. | Wt. | Hometown/Previous School                    |
|-----|------------------|------|-----|-----|-----|---------------------------------------------|
| 2   | Briante Weber    | G    | Fr. | 6-3 | 160 | Chesapeake, Va./Great Bridge                |
| 5   | Teddy Okereafor  | G    | Fr. | 6-3 | 190 | London, England/Christchurch (Va.) School   |
| 10  | Darius Theus     | G    | Jr. | 6-3 | 200 | Portsmouth, Va./I.C. Norcom                 |
| 11  | Rob Brandenburg  | G    | So. | 6-2 | 180 | Gahanna, Ohio/Lincoln                       |
| 15  | Juvonte Reddic   | F    | So. | 6-9 | 235 | Winston-Salem, N.C./Quality Education Acad. |
| 20  | Bradford Burgess | G/F  | Sr. | 6-6 | 225 | Midlothian, Va./Benedictine                 |
| 21  | Treveon Graham   | G    | Fr. | 6-5 | 215 | Bowie, Md./St. Mary's Rythken               |
| 23  | Jarred Guest     | F    | Fr. | 6-8 | 210 | Columbia, S.C./Charis Prep                  |
| 24  | Heath Houston    | F    | Fr. | 6-8 | 230 | Powder Springs, Ga./Hillgrove               |
| 25  | Reco McCarter    | G    | Fr. | 6-7 | 190 | Goldsboro, N.C./Wayne Country Day           |
| 30  | Troy Daniels     | G    | Jr. | 6-4 | 200 | Roanoke, Va./William Fleming                |
| 33  | D.J. Haley       | C    | So. | 7-0 | 250 | Palmdale, Calif./Palmdale                   |
| 34  | David Hinton     | F    | Jr. | 6-9 | 235 | Winston-Salem, N.C./R.J. Reynolds           |

## WILLIAM & MARY

751 Ukrop Way  
Williamsburg, VA 23187  
www.TribeAthletics.com

### THE SCHOOL

**DATE FOUNDED:** 1693  
**ENROLLMENT:** 7,625  
**PRESIDENT:** W. Taylor Reveley, III  
**ATHLETIC DIRECTOR:** Terry Driscoll


### BASKETBALL PROGRAM

**HOME COURT:** Kaplan Arena at William and Mary Hall (8,600)  
**FIRST VARSITY SEASON:** 1906-07  
**ALL-TIME RECORD:** 1,107-1,272  
**NCAA APPEARANCES:** 0  
**NIT APPEARANCES (Last):** 2 (2010)  
**COLORS:** Green, Gold and Silver  
**2010-11 RECORD:** 10-22/4-14 in CAA

# Tribe

### MEDIA CONTACT

**KRIS SEARS**  
kasear@wm.edu  
757-221-3368 (office)  
765-860-1205 (cell)  
757-221-2048 (fax)



Quinn McDowell

### TEAM INFORMATION

#### Starters Returning (4):


Quinn McDowell, 6-6, Sr., F 15.5 ppg, 5.4 rpg  
**3rd team All-CAA**  
Brandon Britt, 6-1, So., G 10.9 ppg, 2.2 rpg  
**CAA All-Rookie**  
Julian Boatner, 6-2, So., G 6.8 ppg, 1.4 rpg  
Kendrix Brown, 6-3, Sr., G 3.3 ppg, 3.1 rpg

#### Other Top Returnees:

Kyle Gaillard, 6-7, Jr., F 5.8 ppg, 3.3 rpg  
Tim Rusthoven, 6-9, So., F 5.5 ppg, 2.8 rpg  
Matt Rum, 6-4, Jr., G 5.1 ppg, 3.0 rpg  
JohnMark Ludwick, 6-8, Sr., F 3.8 ppg, 1.7 rpg

#### Key Loss:

Marcus Kitts, F 9.2 ppg, 5.8 rpg



Brandon Britt



Quinn McDowell



### TONY SHAVER

Head Coach

#### Assistants:

Ben Wilkins  
Jonathan Holmes  
Kotie Kimble

| Year      | School           | Record  |
|-----------|------------------|---------|
| 1987-2003 | Hampden-Sydney   | 358-121 |
| 2003-04   | William and Mary | 7-21    |
| 2004-05   | William and Mary | 8-21    |
| 2005-06   | William and Mary | 8-20    |
| 2006-07   | William and Mary | 15-15   |
| 2007-08   | William and Mary | 17-16   |
| 2008-09   | William and Mary | 10-20   |
| 2009-10   | William and Mary | 22-11   |
| 2010-11   | William and Mary | 10-22   |
| W&M       | 8 seasons        | 97-146  |
| Career    | 25 seasons       | 455-267 |

### 2011-12 ROSTER

| No. | Name             | Pos. | Cl. | Ht. | Wt. | Hometown/Previous School                  |
|-----|------------------|------|-----|-----|-----|-------------------------------------------|
| 1   | Kendrix Brown    | G    | Sr. | 6-3 | 195 | Norfolk, Va./Norview                      |
| 2   | Julian Boatner   | G    | So. | 6-2 | 185 | Bloomington, Ind./North                   |
| 3   | Marcus Thornton  | G    | Fr. | 6-4 | 170 | Upper Marlboro, Md./Bishop McNamara       |
| 4   | Matt Rum         | G    | Jr. | 6-4 | 205 | Baltimore, Md./Loyola Blakefield          |
| 5   | Ben Whitlatch    | G    | So. | 6-1 | 170 | Bloomington, Ind./South                   |
| 11  | Doug Howard II   | G    | Jr. | 5-9 | 160 | Leesburg, Va./Flint Hill                  |
| 12  | Brandon Britt    | G    | So. | 6-1 | 182 | Chesapeake, Va./Atlantic Shores Christian |
| 13  | Andrew Pavloff   | F    | Jr. | 6-9 | 240 | Akron, Ohio/Wash Jesuit                   |
| 20  | Quinn McDowell   | F    | Sr. | 6-6 | 215 | Mason, Ohio/Archbishop Moeller            |
| 22  | Tim Rusthoven    | F    | So. | 6-9 | 230 | Winfield, Ill./Wheaton Academy            |
| 23  | Kyle Gaillard    | F    | Jr. | 6-8 | 220 | Huntersville, N.C./North Mecklenburg      |
| 24  | Fred Heldring    | F    | So. | 6-9 | 240 | Winnetka, Ill./New Trier                  |
| 33  | JohnMark Ludwick | F    | Sr. | 6-8 | 230 | San Antonio, Texas/Reagan/UT San Antonio  |
| 43  | Tom Schalk       | F    | Fr. | 6-8 | 210 | Burnsville, Minn./Apple Valley            |



## 2010-11 CAA MEN'S BASKETBALL FINAL REPORT

|                  | Conference |    |      |     |     |      | Overall |    |      |      |      |     |      |      |
|------------------|------------|----|------|-----|-----|------|---------|----|------|------|------|-----|------|------|
|                  | W          | L  | Pct. | H   | A   | Stk. | W       | L  | Pct. | H    | A    | N   | Stk. | L10  |
| George Mason     | 16         | 2  | .889 | 9-0 | 7-2 | W14  | 27      | 7  | .794 | 14-0 | 10-3 | 3-4 | L1   | 8-2  |
| Old Dominion     | 14         | 4  | .778 | 8-1 | 6-3 | W5   | 27      | 7  | .794 | 14-2 | 7-4  | 6-1 | L1   | 9-1  |
| Hofstra          | 14         | 4  | .778 | 7-2 | 7-2 | W6   | 21      | 12 | .636 | 10-3 | 10-5 | 1-4 | L2   | 7-3  |
| VCU              | 12         | 6  | .667 | 6-3 | 6-3 | L4   | 28      | 12 | .700 | 11-3 | 8-6  | 9-3 | L1   | 7-3  |
| Drexel           | 11         | 7  | .611 | 7-2 | 4-5 | W2   | 21      | 10 | .677 | 12-2 | 8-7  | 1-1 | L1   | 7-3  |
| James Madison    | 10         | 8  | .556 | 5-4 | 5-4 | W1   | 21      | 12 | .636 | 11-4 | 10-7 | 0-1 | L2   | 4-6  |
| Delaware         | 8          | 10 | .444 | 4-5 | 4-5 | L1   | 14      | 17 | .452 | 6-6  | 7-9  | 1-2 | L1   | 3-7  |
| UNC Wilmington   | 7          | 11 | .389 | 5-4 | 2-7 | L2   | 13      | 18 | .419 | 10-6 | 3-11 | 0-1 | L4   | 3-7  |
| Georgia State    | 6          | 12 | .333 | 5-4 | 1-8 | L3   | 12      | 19 | .387 | 8-6  | 2-12 | 2-1 | L1   | 4-6  |
| Northeastern     | 6          | 12 | .333 | 5-4 | 1-8 | W1   | 11      | 20 | .355 | 6-6  | 3-10 | 2-4 | L1   | 5-5  |
| William and Mary | 4          | 14 | .222 | 2-7 | 2-7 | L1   | 10      | 22 | .312 | 7-8  | 2-13 | 1-1 | L1   | 4-6  |
| Towson           | 0          | 18 | .000 | 0-9 | 0-9 | L18  | 4       | 26 | .133 | 2-12 | 2-13 | 0-1 | L19  | 0-10 |

### First Team All-CAA

Chaiison Allen, Sr., G, Northeastern  
 Denzel Bowles, Sr., F, James Madison  
 Frank Hassell, Sr., F, Old Dominion  
 Charles Jenkins, Sr., G, Hofstra  
 Cam Long, Sr., G, George Mason

### Second Team All-CAA

Kent Bazemore, Jr., G/F, Old Dominion  
 Samme Givens, Jr., F, Drexel  
 Ryan Pearson, Jr., F, George Mason  
 Jamie Skeen, Sr., F, VCU  
 Chad Tomko, Sr., G, UNC Wilmington

### Third Team All-CAA

Jawan Carter, Sr., G, Delaware  
 Chris Fouch, So., G, Drexel  
 Luke Hancock, So., F, George Mason  
 Quinn McDowell, Jr., G/F, William & Mary  
 Joey Rodriguez, Sr., G, VCU

**Player of the Year:** Charles Jenkins, Hofstra

**Coach of the Year:** Jim Larranaga, George Mason

**Rookie of the Year:** Devon Saddler, Delaware

**Def. Player of the Year:** Kent Bazemore, ODU

**Ehlers Award:** Quinn McDowell, William & Mary

### CAA Men's Basketball Championship

Richmond Coliseum - Richmond, Va.

#### Friday, March 4 - First Round

#9 Georgia State 58, #8 UNC Wilmington 52  
 #5 Drexel 75, #12 Towson 69  
 #7 Delaware 60, #10 Northeastern 58  
 #11 William & Mary 72, #6 James Madison 68

#### Saturday, March 5 - Quarterfinals

#1 George Mason 68, #9 Georgia State 45  
 #4 VCU 62, #5 Drexel 60  
 #2 Old Dominion 59, #7 Delaware 50  
 #3 Hofstra 72, #11 William & Mary 56

#### Sunday, March 6 - Semifinals

#4 VCU 79, #1 George Mason 63  
 #2 Old Dominion 77, #3 Hofstra 69

#### Monday, March 7 - Championship

#2 Old Dominion 70, #4 VCU 65

### CAA STATISTICAL LEADERS

#### Scoring

|                             |      |
|-----------------------------|------|
| 1. Charles Jenkins, HOFSTRA | 22.6 |
| 2. Chad Tomko, UNCW         | 17.6 |
| 3. Denzel Bowles, JMU       | 17.6 |
| 4. Chaiison Allen, NU       | 16.7 |
| 5. Jawan Carter, DELAWARE   | 16.0 |

#### Rebounding

|                           |      |
|---------------------------|------|
| 1. Samme Givens, DREXEL   | 10.1 |
| 2. Frank Hassell, ODU     | 9.4  |
| 3. Denzel Bowles, JMU     | 8.8  |
| 4. Braxton Dupree, TOWSON | 7.9  |
| 5. Keith Rendleman, UNCW  | 7.8  |
| Daryl McCoy, DREXEL       | 7.8  |

#### FG Percentage (Min. 4 made per game)

|                          |       |
|--------------------------|-------|
| 1. Keith Rendleman, UNCW | 58.2% |
| 2. Denzel Bowles, JMU    | 58.1% |
| 3. Frank Hassell, ODU    | 56.0% |
| 4. Samme Givens, DREXEL  | 51.9% |
| 5. Jamie Skeen, VCU      | 51.8% |

#### FT Percentage (Min. 2 made per game)

|                             |       |
|-----------------------------|-------|
| 1. Quinn McDowell, W&M      | 86.6% |
| 2. Mike Moore, HOFSTRA      | 85.2% |
| 3. Jawan Carter, DELAWARE   | 84.7% |
| 4. Jonathan Lee, NU         | 84.6% |
| 5. Charles Jenkins, HOFSTRA | 82.4% |

#### Assists

|                             |     |
|-----------------------------|-----|
| 1. Joey Rodriguez, VCU      | 5.2 |
| 2. Charles Jenkins, HOFSTRA | 4.8 |
| 3. Luke Hancock, MASON      | 4.3 |
| 4. Chad Tomko, UNCW         | 4.3 |
| 5. Devon Moore, JMU         | 4.2 |

#### Steals

|                             |     |
|-----------------------------|-----|
| 1. Kent Bazemore, ODU       | 2.2 |
| 2. Chaiison Allen, NU       | 2.1 |
| 3. Chad Tomko, UNCW         | 1.9 |
| 4. Charles Jenkins, HOFSTRA | 1.7 |
| 5. Joey Rodriguez, VCU      | 1.5 |

#### Blocks

|                             |     |
|-----------------------------|-----|
| 1. Jamelle Hagins, DELAWARE | 3.0 |
| 2. Greg Washington, HOFSTRA | 2.2 |
| 3. Marcus Kitts, W&M        | 1.9 |
| 4. Denzel Bowles, JMU       | 1.6 |
| 5. Eric Buckner, GSU        | 1.6 |

### NCAA MEN'S BASKETBALL CHAMPIONSHIP

#### March 16 - First Four @Dayton, Ohio

#11 VCU 59, #11 USC 46

#### March 17 - Second Round @Washington, D.C.

#8 Butler 60, #9 Old Dominion 58

#### March 18 - Second Round @Cleveland, Ohio

#8 George Mason 61, #9 Villanova 57

#### March 18 - Second Round @Chicago, Ill.

#11 VCU 74, #6 Georgetown 56

#### March 20 - Third Round @Cleveland, Ohio

#1 Ohio State 98, #8 George Mason 66

#### March 20 - Third Round @Chicago, Ill.

#11 VCU 94, #3 Purdue 76

#### March 25 - Sweet 16 @San Antonio, Texas

#11 VCU 72, #10 Florida State 71 (ot)

#### March 27 - Elite 8 @San Antonio, Texas

#11 VCU 71, #1 Kansas 61

#### April 2 - National Semifinals @Houston, Texas

#8 Butler 70, #11 VCU 62

### COLLEGE BASKETBALL INVITATIONAL

#### March 15 - First Round @Davidson, N.C.

Davidson 85, James Madison 65

#### March 15 - First Round @Evansville, Ind.

Evansville 77, Hofstra 70



**2010-11 Colonial Athletic Association Men  
CONFERENCE BASKETBALL STATISTICS  
FINAL (All games)**

| <b>SCORING OFFENSE</b> |          |            |            |              |
|------------------------|----------|------------|------------|--------------|
|                        | <b>G</b> | <b>W-L</b> | <b>Pts</b> | <b>Avg/G</b> |
| 1. George Mason        | 34       | 27-7       | 2474       | 72.8         |
| 2. VCU                 | 40       | 28-12      | 2864       | 71.6         |
| 3. James Madison       | 33       | 21-12      | 2355       | 71.4         |
| 4. Hofstra             | 33       | 21-12      | 2335       | 70.8         |
| 5. Towson              | 30       | 4-26       | 2053       | 68.4         |
| 6. Northeastern        | 31       | 11-20      | 2064       | 66.6         |
| 7. Old Dominion        | 34       | 27-7       | 2231       | 65.6         |
| 8. William & Mary      | 32       | 10-22      | 2051       | 64.1         |
| 9. Drexel              | 31       | 21-10      | 1975       | 63.7         |
| UNC Wilmington         | 31       | 13-18      | 1975       | 63.7         |
| 11. Delaware           | 31       | 14-17      | 1951       | 62.9         |
| 12. Georgia State      | 31       | 12-19      | 1919       | 61.9         |

| <b>SCORING DEFENSE</b> |          |            |              |
|------------------------|----------|------------|--------------|
|                        | <b>G</b> | <b>Pts</b> | <b>Avg/G</b> |
| 1. Old Dominion        | 34       | 1984       | 58.4         |
| 2. Drexel              | 31       | 1850       | 59.7         |
| 3. George Mason        | 34       | 2124       | 62.5         |
| 4. Georgia State       | 31       | 1988       | 64.1         |
| 5. Delaware            | 31       | 2065       | 66.6         |
| 6. UNC Wilmington      | 31       | 2067       | 66.7         |
| 7. VCU                 | 40       | 2673       | 66.8         |
| 8. William & Mary      | 32       | 2174       | 67.9         |
| 9. James Madison       | 33       | 2257       | 68.4         |
| 10. Hofstra            | 33       | 2300       | 69.7         |
| 11. Northeastern       | 31       | 2183       | 70.4         |
| 12. Towson             | 30       | 2279       | 76.0         |

| <b>SCORING MARGIN</b> |          |                |                |               |
|-----------------------|----------|----------------|----------------|---------------|
|                       | <b>G</b> | <b>Offense</b> | <b>Defense</b> | <b>Margin</b> |
| 1. George Mason       | 34       | 72.8           | 62.5           | +10.3         |
| 2. Old Dominion       | 34       | 65.6           | 58.4           | +7.3          |
| 3. VCU                | 40       | 71.6           | 66.8           | +4.8          |
| 4. Drexel             | 31       | 63.7           | 59.7           | +4.0          |
| 5. James Madison      | 33       | 71.4           | 68.4           | +3.0          |
| 6. Hofstra            | 33       | 70.8           | 69.7           | +1.1          |
| 7. Georgia State      | 31       | 61.9           | 64.1           | -2.2          |
| 8. UNC Wilmington     | 31       | 63.7           | 66.7           | -3.0          |
| 9. Delaware           | 31       | 62.9           | 66.6           | -3.7          |
| 10. Northeastern      | 31       | 66.6           | 70.4           | -3.8          |
| 11. William & Mary    | 32       | 64.1           | 67.9           | -3.8          |
| 12. Towson            | 30       | 68.4           | 76.0           | -7.5          |

| <b>FREE THROW PCT</b> |          |            |            |             |
|-----------------------|----------|------------|------------|-------------|
|                       | <b>G</b> | <b>FTM</b> | <b>FTA</b> | <b>Pct.</b> |
| 1. Hofstra            | 33       | 501        | 658        | .761        |
| 2. Northeastern       | 31       | 433        | 577        | .750        |
| 3. Towson             | 30       | 444        | 614        | .723        |
| 4. VCU                | 40       | 589        | 824        | .715        |
| 5. James Madison      | 33       | 496        | 698        | .711        |
| 6. William & Mary     | 32       | 399        | 572        | .698        |
| 7. Delaware           | 31       | 443        | 641        | .691        |
| 8. George Mason       | 34       | 495        | 718        | .689        |
| 9. UNC Wilmington     | 31       | 326        | 473        | .689        |
| 10. Old Dominion      | 34       | 459        | 687        | .668        |
| 11. Drexel            | 31       | 420        | 682        | .616        |
| 12. Georgia State     | 31       | 326        | 549        | .594        |

| <b>FIELD GOAL PERCENTAGE</b> |          |            |            |             |
|------------------------------|----------|------------|------------|-------------|
|                              | <b>G</b> | <b>FGM</b> | <b>FGA</b> | <b>Pct.</b> |
| 1. George Mason              | 34       | 876        | 1861       | .471        |
| 2. James Madison             | 33       | 830        | 1811       | .458        |
| 3. Northeastern              | 31       | 719        | 1610       | .447        |
| 4. Hofstra                   | 33       | 813        | 1835       | .443        |
| 5. William & Mary            | 32       | 701        | 1584       | .443        |
| 6. Old Dominion              | 34       | 803        | 1828       | .439        |
| 7. Towson                    | 30       | 715        | 1633       | .438        |
| 8. VCU                       | 40       | 968        | 2228       | .434        |
| 9. UNC Wilmington            | 31       | 714        | 1646       | .434        |
| 10. Drexel                   | 31       | 719        | 1696       | .424        |
| 11. Georgia State            | 31       | 707        | 1676       | .422        |
| 12. Delaware                 | 31       | 663        | 1593       | .416        |

| <b>FIELD GOAL PCT DEFENSE</b> |          |            |            |             |
|-------------------------------|----------|------------|------------|-------------|
|                               | <b>G</b> | <b>FGM</b> | <b>FGA</b> | <b>Pct.</b> |
| 1. Drexel                     | 31       | 652        | 1630       | .400        |
| 2. Old Dominion               | 34       | 717        | 1774       | .404        |
| 3. Georgia State              | 31       | 627        | 1548       | .405        |
| 4. George Mason               | 34       | 761        | 1847       | .412        |
| 5. Delaware                   | 31       | 711        | 1684       | .422        |
| 6. James Madison              | 33       | 778        | 1818       | .428        |
| 7. William & Mary             | 32       | 782        | 1806       | .433        |
| 8. UNC Wilmington             | 31       | 750        | 1728       | .434        |
| 9. Hofstra                    | 33       | 815        | 1851       | .440        |
| 10. VCU                       | 40       | 971        | 2200       | .441        |
| 11. Northeastern              | 31       | 751        | 1584       | .474        |
| 12. Towson                    | 30       | 825        | 1698       | .486        |

| <b>3-POINT FG PCT</b> |          |             |             |             |
|-----------------------|----------|-------------|-------------|-------------|
|                       | <b>G</b> | <b>3FGM</b> | <b>3FGA</b> | <b>Pct.</b> |
| 1. George Mason       | 34       | 227         | 574         | .395        |
| 2. Northeastern       | 31       | 193         | 509         | .379        |
| 3. James Madison      | 33       | 199         | 526         | .378        |
| 4. VCU                | 40       | 339         | 917         | .370        |
| 5. UNC Wilmington     | 31       | 221         | 599         | .369        |
| 6. William & Mary     | 32       | 250         | 689         | .363        |
| 7. Hofstra            | 33       | 208         | 583         | .357        |
| 8. Towson             | 30       | 179         | 503         | .356        |
| 9. Georgia State      | 31       | 179         | 512         | .350        |
| 10. Delaware          | 31       | 182         | 523         | .348        |
| 11. Old Dominion      | 34       | 166         | 504         | .329        |
| 12. Drexel            | 31       | 117         | 378         | .310        |

| <b>3-POINT FG PCT DEFENSE</b> |          |             |             |             |
|-------------------------------|----------|-------------|-------------|-------------|
|                               | <b>G</b> | <b>3FGM</b> | <b>3FGA</b> | <b>Pct.</b> |
| 1. Drexel                     | 31       | 125         | 438         | .285        |
| 2. Delaware                   | 31       | 144         | 468         | .308        |
| 3. George Mason               | 34       | 201         | 616         | .326        |
| 4. Georgia State              | 31       | 178         | 539         | .330        |
| 5. VCU                        | 40       | 222         | 661         | .336        |
| 6. UNC Wilmington             | 31       | 214         | 613         | .349        |
| 7. William & Mary             | 32       | 233         | 664         | .351        |
| 8. James Madison              | 33       | 226         | 624         | .362        |
| 9. Old Dominion               | 34       | 245         | 670         | .366        |
| 10. Hofstra                   | 33       | 216         | 573         | .377        |
| 11. Northeastern              | 31       | 193         | 490         | .394        |
| 12. Towson                    | 30       | 218         | 542         | .402        |

**2010-11 Colonial Athletic Association Men  
CONFERENCE BASKETBALL STATISTICS  
FINAL (All games)**

| <b>REBOUNDING OFFENSE</b> | <b>G</b> | <b>Rebounds</b> | <b>Avg/G</b> |
|---------------------------|----------|-----------------|--------------|
| 1. Drexel                 | 31       | 1249            | 40.3         |
| 2. Old Dominion           | 34       | 1355            | 39.9         |
| 3. Georgia State          | 31       | 1103            | 35.6         |
| 4. James Madison          | 33       | 1165            | 35.3         |
| 5. George Mason           | 34       | 1188            | 34.9         |
| 6. UNC Wilmington         | 31       | 1031            | 33.3         |
| 7. Delaware               | 31       | 1024            | 33.0         |
| 8. VCU                    | 40       | 1292            | 32.3         |
| 9. Hofstra                | 33       | 1062            | 32.2         |
| 10. William & Mary        | 32       | 1021            | 31.9         |
| 11. Towson                | 30       | 934             | 31.1         |
| 12. Northeastern          | 31       | 897             | 28.9         |

| <b>REBOUNDING DEFENSE</b> | <b>G</b> | <b>Rebounds</b> | <b>Avg/G</b> |
|---------------------------|----------|-----------------|--------------|
| 1. Old Dominion           | 34       | 957             | 28.1         |
| 2. Drexel                 | 31       | 956             | 30.8         |
| 3. James Madison          | 33       | 1065            | 32.3         |
| 4. Northeastern           | 31       | 1016            | 32.8         |
| 5. George Mason           | 34       | 1117            | 32.9         |
| 6. Georgia State          | 31       | 1022            | 33.0         |
| 7. William & Mary         | 32       | 1068            | 33.4         |
| 8. Towson                 | 30       | 1046            | 34.9         |
| 9. UNC Wilmington         | 31       | 1089            | 35.1         |
| 10. Delaware              | 31       | 1092            | 35.2         |
| 11. Hofstra               | 33       | 1191            | 36.1         |
| 12. VCU                   | 40       | 1455            | 36.4         |

| <b>REBOUNDING MARGIN</b> | <b>G</b> | <b>Team</b> | <b>Avg.</b> | <b>Opp.</b> | <b>Avg. Margin</b> |
|--------------------------|----------|-------------|-------------|-------------|--------------------|
| 1. Old Dominion          | 34       | 1355        | 39.9        | 957         | 28.1 +11.7         |
| 2. Drexel                | 31       | 1249        | 40.3        | 956         | 30.8 +9.5          |
| 3. James Madison         | 33       | 1165        | 35.3        | 1065        | 32.3 +3.0          |
| 4. Georgia State         | 31       | 1103        | 35.6        | 1022        | 33.0 +2.6          |
| 5. George Mason          | 34       | 1188        | 34.9        | 1117        | 32.9 +2.1          |
| 6. William & Mary        | 32       | 1021        | 31.9        | 1068        | 33.4 -1.5          |
| 7. UNC Wilmington        | 31       | 1031        | 33.3        | 1089        | 35.1 -1.9          |
| 8. Delaware              | 31       | 1024        | 33.0        | 1092        | 35.2 -2.2          |
| 9. Towson                | 30       | 934         | 31.1        | 1046        | 34.9 -3.7          |
| 10. Northeastern         | 31       | 897         | 28.9        | 1016        | 32.8 -3.8          |
| 11. Hofstra              | 33       | 1062        | 32.2        | 1191        | 36.1 -3.9          |
| 12. VCU                  | 40       | 1292        | 32.3        | 1455        | 36.4 -4.1          |

| <b>BLOCKED SHOTS</b> | <b>G</b> | <b>No.</b> | <b>Avg/G</b> |
|----------------------|----------|------------|--------------|
| 1. Georgia State     | 31       | 148        | 4.8          |
| 2. Old Dominion      | 34       | 146        | 4.3          |
| 3. Hofstra           | 33       | 141        | 4.3          |
| 4. Delaware          | 31       | 125        | 4.0          |
| 5. James Madison     | 33       | 124        | 3.8          |
| 6. VCU               | 40       | 140        | 3.5          |
| 7. UNC Wilmington    | 31       | 105        | 3.4          |
| 8. George Mason      | 34       | 110        | 3.2          |
| 9. William & Mary    | 32       | 95         | 3.0          |
| 10. Towson           | 30       | 87         | 2.9          |
| 11. Drexel           | 31       | 85         | 2.7          |
| 12. Northeastern     | 31       | 70         | 2.3          |

| <b>ASSISTS</b>     | <b>G</b> | <b>No.</b> | <b>Avg/G</b> |
|--------------------|----------|------------|--------------|
| 1. VCU             | 40       | 583        | 14.6         |
| 2. Old Dominion    | 34       | 485        | 14.3         |
| 3. George Mason    | 34       | 483        | 14.2         |
| 4. James Madison   | 33       | 455        | 13.8         |
| 5. Northeastern    | 31       | 427        | 13.8         |
| 6. Hofstra         | 33       | 448        | 13.6         |
| 7. William & Mary  | 32       | 426        | 13.3         |
| 8. Georgia State   | 31       | 404        | 13.0         |
| 9. Towson          | 30       | 342        | 11.4         |
| 10. UNC Wilmington | 31       | 350        | 11.3         |
| 11. Drexel         | 31       | 348        | 11.2         |
| 12. Delaware       | 31       | 323        | 10.4         |

| <b>STEALS</b>      | <b>G</b> | <b>No.</b> | <b>Avg/G</b> |
|--------------------|----------|------------|--------------|
| 1. VCU             | 40       | 328        | 8.2          |
| 2. Old Dominion    | 34       | 234        | 6.9          |
| 3. Northeastern    | 31       | 211        | 6.8          |
| 4. George Mason    | 34       | 224        | 6.6          |
| 5. Georgia State   | 31       | 201        | 6.5          |
| 6. Hofstra         | 33       | 211        | 6.4          |
| 7. Towson          | 30       | 174        | 5.8          |
| 8. UNC Wilmington  | 31       | 169        | 5.5          |
| 9. James Madison   | 33       | 177        | 5.4          |
| 10. William & Mary | 32       | 134        | 4.2          |
| 11. Drexel         | 31       | 127        | 4.1          |
| 12. Delaware       | 31       | 115        | 3.7          |

| <b>TURNOVER MARGIN</b> | <b>G</b> | <b>Team</b> | <b>Avg.</b> | <b>Opp.</b> | <b>Avg. Margin</b> |
|------------------------|----------|-------------|-------------|-------------|--------------------|
| 1. VCU                 | 40       | 452         | 11.3        | 584         | 14.6 +3.3          |
| 2. George Mason        | 34       | 376         | 11.1        | 454         | 13.4 +2.3          |
| 3. Hofstra             | 33       | 346         | 10.5        | 417         | 12.6 +2.2          |
| 4. Northeastern        | 31       | 389         | 12.5        | 389         | 12.5 +0.0          |
| 5. Towson              | 30       | 361         | 12.0        | 348         | 11.6 -0.4          |
| 6. James Madison       | 33       | 421         | 12.8        | 395         | 12.0 -0.8          |
| 7. Old Dominion        | 34       | 424         | 12.5        | 392         | 11.5 -0.9          |
| 8. Georgia State       | 31       | 463         | 14.9        | 418         | 13.5 -1.5          |
| 9. UNC Wilmington      | 31       | 424         | 13.7        | 374         | 12.1 -1.6          |
| 10. Drexel             | 31       | 370         | 11.9        | 311         | 10.0 -1.9          |
| 11. Delaware           | 31       | 365         | 11.8        | 294         | 9.5 -2.3           |
| 12. William & Mary     | 32       | 423         | 13.2        | 316         | 9.9 -3.3           |

| <b>ASSIST/TURNOVER RATIO</b> | <b>G</b> | <b>Ast.</b> | <b>Avg.</b> | <b>T/O</b> | <b>Avg.</b> | <b>Ratio</b> |
|------------------------------|----------|-------------|-------------|------------|-------------|--------------|
| 1. Hofstra                   | 33       | 448         | 13.6        | 346        | 10.5        | 1.3          |
| 2. VCU                       | 40       | 583         | 14.6        | 452        | 11.3        | 1.3          |
| 3. George Mason              | 34       | 483         | 14.2        | 376        | 11.1        | 1.3          |
| 4. Old Dominion              | 34       | 485         | 14.3        | 424        | 12.5        | 1.1          |
| 5. Northeastern              | 31       | 427         | 13.8        | 389        | 12.5        | 1.1          |
| 6. James Madison             | 33       | 455         | 13.8        | 421        | 12.8        | 1.1          |
| 7. William & Mary            | 32       | 426         | 13.3        | 423        | 13.2        | 1.0          |
| 8. Towson                    | 30       | 342         | 11.4        | 361        | 12.0        | 0.9          |
| 9. Drexel                    | 31       | 348         | 11.2        | 370        | 11.9        | 0.9          |
| 10. Delaware                 | 31       | 323         | 10.4        | 365        | 11.8        | 0.9          |
| 11. Georgia State            | 31       | 404         | 13.0        | 463        | 14.9        | 0.9          |
| 12. UNC Wilmington           | 31       | 350         | 11.3        | 424        | 13.7        | 0.8          |

**2010-11 Colonial Athletic Association Men  
CONFERENCE BASKETBALL STATISTICS  
FINAL (All games)**

| <b>OFFENSIVE REBOUNDS</b> | <b>G</b> | <b>No.</b> | <b>Avg/G</b> |
|---------------------------|----------|------------|--------------|
| 1. Old Dominion           | 34       | 524        | 15.4         |
| 2. Drexel                 | 31       | 423        | 13.6         |
| 3. Georgia State          | 31       | 386        | 12.5         |
| 4. UNC Wilmington         | 31       | 345        | 11.1         |
| 5. George Mason           | 34       | 364        | 10.7         |
| 6. VCU                    | 40       | 427        | 10.7         |
| 7. James Madison          | 33       | 347        | 10.5         |
| 8. Towson                 | 30       | 306        | 10.2         |
| 9. Hofstra                | 33       | 330        | 10.0         |
| 10. Northeastern          | 31       | 294        | 9.5          |
| 11. Delaware              | 31       | 290        | 9.4          |
| 12. William & Mary        | 32       | 241        | 7.5          |

| <b>DEFENSIVE REBOUNDS</b> | <b>G</b> | <b>No.</b> | <b>Avg/G</b> |
|---------------------------|----------|------------|--------------|
| 1. Drexel                 | 31       | 826        | 26.6         |
| 2. James Madison          | 33       | 818        | 24.8         |
| 3. Old Dominion           | 34       | 831        | 24.4         |
| 4. William & Mary         | 32       | 780        | 24.4         |
| 5. George Mason           | 34       | 824        | 24.2         |
| 6. Delaware               | 31       | 734        | 23.7         |
| 7. Georgia State          | 31       | 717        | 23.1         |
| 8. Hofstra                | 33       | 732        | 22.2         |
| 9. UNC Wilmington         | 31       | 686        | 22.1         |
| 10. VCU                   | 40       | 865        | 21.6         |
| 11. Towson                | 30       | 628        | 20.9         |
| 12. Northeastern          | 31       | 603        | 19.5         |

| <b>DEFENSIVE REB PCT.</b> | <b>G</b> | <b>D-Reb</b> | <b>Opp. OR</b> | <b>D-Reb%</b> |
|---------------------------|----------|--------------|----------------|---------------|
| 1. Drexel                 | 31       | 826          | 255            | .764          |
| 2. James Madison          | 33       | 818          | 316            | .721          |
| 3. Old Dominion           | 34       | 831          | 326            | .718          |
| 4. William & Mary         | 32       | 780          | 335            | .700          |
| 5. George Mason           | 34       | 824          | 376            | .687          |
| 6. Georgia State          | 31       | 717          | 330            | .685          |
| 7. Delaware               | 31       | 734          | 351            | .676          |
| 8. Towson                 | 30       | 628          | 342            | .647          |
| 9. Northeastern           | 31       | 603          | 336            | .642          |
| 10. Hofstra               | 33       | 732          | 412            | .640          |
| 11. VCU                   | 40       | 865          | 496            | .636          |
| 12. UNC Wilmington        | 31       | 686          | 407            | .628          |

| <b>OFFENSIVE REB PCT.</b> | <b>G</b> | <b>O-Reb</b> | <b>Opp. DR</b> | <b>O-Reb%</b> |
|---------------------------|----------|--------------|----------------|---------------|
| 1. Old Dominion           | 34       | 524          | 631            | .454          |
| 2. Drexel                 | 31       | 423          | 701            | .376          |
| 3. Georgia State          | 31       | 386          | 692            | .358          |
| 4. UNC Wilmington         | 31       | 345          | 682            | .336          |
| 5. George Mason           | 34       | 364          | 741            | .329          |
| 6. James Madison          | 33       | 347          | 749            | .317          |
| 7. VCU                    | 40       | 427          | 959            | .308          |
| 8. Towson                 | 30       | 306          | 704            | .303          |
| 9. Northeastern           | 31       | 294          | 680            | .302          |
| 10. Hofstra               | 33       | 330          | 779            | .298          |
| 11. Delaware              | 31       | 290          | 741            | .281          |
| 12. William & Mary        | 32       | 241          | 733            | .247          |

| <b>3-POINT FG MADE</b> | <b>G</b> | <b>No.</b> | <b>Avg/G</b> |
|------------------------|----------|------------|--------------|
| 1. VCU                 | 40       | 339        | 8.5          |
| 2. William & Mary      | 32       | 250        | 7.8          |
| 3. UNC Wilmington      | 31       | 221        | 7.1          |
| 4. George Mason        | 34       | 227        | 6.7          |
| 5. Hofstra             | 33       | 208        | 6.3          |
| 6. Northeastern        | 31       | 193        | 6.2          |
| 7. James Madison       | 33       | 199        | 6.0          |
| 8. Towson              | 30       | 179        | 6.0          |
| 9. Delaware            | 31       | 182        | 5.9          |
| 10. Georgia State      | 31       | 179        | 5.8          |
| 11. Old Dominion       | 34       | 166        | 4.9          |
| 12. Drexel             | 31       | 117        | 3.8          |

**2010-11 Colonial Athletic Association Men  
CONFERENCE BASKETBALL STATISTICS  
FINAL (All games)**

| Team           | Conference | Pct. | PF   | PA   | Overall | Pct. | PF   | PA   | Current unbeaten streak |
|----------------|------------|------|------|------|---------|------|------|------|-------------------------|
| George Mason   | 16-2       | .889 | 74.6 | 60.8 | 27-7    | .794 | 72.8 | 62.5 |                         |
| Old Dominion   | 14-4       | .778 | 63.0 | 55.8 | 27-7    | .794 | 65.6 | 58.4 |                         |
| Hofstra        | 14-4       | .778 | 73.3 | 69.7 | 21-12   | .636 | 70.8 | 69.7 |                         |
| VCU            | 12-6       | .667 | 69.2 | 65.8 | 28-12   | .700 | 71.6 | 66.8 |                         |
| Drexel         | 11-7       | .611 | 59.6 | 58.9 | 21-10   | .677 | 63.7 | 59.7 |                         |
| James Madison  | 10-8       | .556 | 71.8 | 68.8 | 21-12   | .636 | 71.4 | 68.4 |                         |
| Delaware       | 8-10       | .444 | 62.4 | 66.5 | 14-17   | .452 | 62.9 | 66.6 |                         |
| UNC Wilmington | 7-11       | .389 | 64.3 | 68.5 | 13-18   | .419 | 63.7 | 66.7 |                         |
| Georgia State  | 6-12       | .333 | 60.2 | 65.2 | 12-19   | .387 | 61.9 | 64.1 |                         |
| Northeastern   | 6-12       | .333 | 66.4 | 70.2 | 11-20   | .355 | 66.6 | 70.4 |                         |
| William & Mary | 4-14       | .222 | 65.3 | 69.7 | 10-22   | .312 | 64.1 | 67.9 |                         |
| Towson         | 0-18       | .000 | 64.9 | 75.2 | 4-26    | .133 | 68.4 | 76.0 |                         |

| TEAM SUMMARIES | G  | PF-PA     | Avg score | Margin | FG-FGA   | Pct. | 3FG-FGA | Pct. | FT-FTA  | Pct. | RebF | RebA | Margin |
|----------------|----|-----------|-----------|--------|----------|------|---------|------|---------|------|------|------|--------|
| Delaware       | 31 | 1951-2065 | 62.9-66.6 | -3.7   | 663-1593 | .416 | 182-523 | .348 | 443-641 | .691 | 1024 | 1092 | -2.2   |
| Drexel         | 31 | 1975-1850 | 63.7-59.7 | +4.0   | 719-1696 | .424 | 117-378 | .310 | 420-682 | .616 | 1249 | 956  | +9.5   |
| George Mason   | 34 | 2474-2124 | 72.8-62.5 | +10.3  | 876-1861 | .471 | 227-574 | .395 | 495-718 | .689 | 1188 | 1117 | +2.1   |
| Georgia State  | 31 | 1919-1988 | 61.9-64.1 | -2.2   | 707-1676 | .422 | 179-512 | .350 | 326-549 | .594 | 1103 | 1022 | +2.6   |
| Hofstra        | 33 | 2335-2300 | 70.8-69.7 | +1.1   | 813-1835 | .443 | 208-583 | .357 | 501-658 | .761 | 1062 | 1191 | -3.9   |
| James Madison  | 33 | 2355-2257 | 71.4-68.4 | +3.0   | 830-1811 | .458 | 199-526 | .378 | 496-698 | .711 | 1165 | 1065 | +3.0   |
| Northeastern   | 31 | 2064-2183 | 66.6-70.4 | -3.8   | 719-1610 | .447 | 193-509 | .379 | 433-577 | .750 | 897  | 1016 | -3.8   |
| Old Dominion   | 34 | 2231-1984 | 65.6-58.4 | +7.3   | 803-1828 | .439 | 166-504 | .329 | 459-687 | .668 | 1355 | 957  | +11.7  |
| Towson         | 30 | 2053-2279 | 68.4-76.0 | -7.5   | 715-1633 | .438 | 179-503 | .356 | 444-614 | .723 | 934  | 1046 | -3.7   |
| UNC Wilmington | 31 | 1975-2067 | 63.7-66.7 | -3.0   | 714-1646 | .434 | 221-599 | .369 | 326-473 | .689 | 1031 | 1089 | -1.9   |
| VCU            | 40 | 2864-2673 | 71.6-66.8 | +4.8   | 968-2228 | .434 | 339-917 | .370 | 589-824 | .715 | 1292 | 1455 | -4.1   |
| William & Mary | 32 | 2051-2174 | 64.1-67.9 | -3.8   | 701-1584 | .443 | 250-689 | .363 | 399-572 | .698 | 1021 | 1068 | -1.5   |

| ATTENDANCE     | Home       | Average | Away       | Average | Neutral   | Average | Total       | Average |
|----------------|------------|---------|------------|---------|-----------|---------|-------------|---------|
| Delaware       | 12-30260   | 2522    | 16-59108   | 3694    | 3-17171   | 5724    | 31-106539   | 3437    |
| Drexel         | 14-28556   | 2040    | 15-90876   | 6058    | 2-10666   | 5333    | 31-130098   | 4197    |
| George Mason   | 14-82541   | 5896    | 13-60177   | 4629    | 7-67986   | 9712    | 34-210704   | 6197    |
| Georgia State  | 14-12813   | 915     | 14-45609   | 3258    | 3-13434   | 4478    | 31-71856    | 2318    |
| Hofstra        | 13-39954   | 3073    | 15-41547   | 2770    | 5-44074   | 8815    | 33-125575   | 3805    |
| James Madison  | 15-55822   | 3721    | 17-66170   | 3892    | 1-9511    | 9511    | 33-131503   | 3985    |
| Northeastern   | 12-27370   | 2281    | 13-54343   | 4180    | 6-23996   | 3999    | 31-105709   | 3410    |
| Old Dominion   | 16-123922  | 7745    | 11-53245   | 4840    | 7-54323   | 7760    | 34-231490   | 6809    |
| Towson         | 14-20720   | 1480    | 15-36060   | 2404    | 1-2852    | 2852    | 30-59632    | 1988    |
| UNC Wilmington | 16-60016   | 3751    | 14-58551   | 4182    | 1-2852    | 2852    | 31-121419   | 3917    |
| VCU            | 14-93024   | 6645    | 14-63469   | 4534    | 12-193219 | 16102   | 40-349712   | 8743    |
| William & Mary | 15-34302   | 2287    | 15-83858   | 5591    | 2-15716   | 7858    | 32-133876   | 4184    |
| Totals         | 169-609300 | 3605    | 172-713013 | 4145    | 50-455800 | 9116    | 391-1778113 | 4548    |

**2010-11 Colonial Athletic Association Men  
INDIVIDUAL BASKETBALL STATISTICS  
FINAL (All games)**

To be ranked, a player must appear in at least 75.0% of their team's games.

| <b>SCORING</b>              |    |    |     |     |     |           | <b>REBOUNDING</b>           |    |    |     |     |       |       |
|-----------------------------|----|----|-----|-----|-----|-----------|-----------------------------|----|----|-----|-----|-------|-------|
|                             | CI | G  | FG  | 3FG | FT  | Pts Avg/G |                             | CI | G  | Off | Def | Total | Avg/G |
| 1. Jenkins, Charles-Hofstra | Sr | 33 | 249 | 66  | 182 | 746 22.6  | 1. Givens, Samme-Drexel     | Jr | 31 | 101 | 212 | 313   | 10.1  |
| 2. Tomko, Chad-UNCW         | Sr | 31 | 190 | 80  | 87  | 547 17.6  | 2. Hassell, Frank-ODU       | Sr | 34 | 127 | 194 | 321   | 9.4   |
| 3. Bowles, Denzel-JMU       | Sr | 33 | 226 | 0   | 129 | 581 17.6  | 3. Bowles, Denzel-JMU       | Sr | 33 | 83  | 207 | 290   | 8.8   |
| 4. Allen,Chaisson-NU        | Sr | 29 | 156 | 62  | 110 | 484 16.7  | 4. Dupree, Braxton-Towson   | Jr | 29 | 74  | 156 | 230   | 7.9   |
| 5. Carter, Jawan-Delaware   | Sr | 31 | 134 | 84  | 144 | 496 16.0  | 5. Rendleman, Keith-UNCW    | So | 31 | 105 | 137 | 242   | 7.8   |
| 6. Skeen,Jamie-VCU          | Sr | 39 | 198 | 36  | 179 | 611 15.7  | McCoy, Daryl-Drexel         | So | 31 | 85  | 157 | 242   | 7.8   |
| 7. McDowell,Quinn-W&M       | Jr | 32 | 155 | 70  | 116 | 496 15.5  | 7. Ruffin, Dartaye-Drexel   | Fr | 31 | 89  | 141 | 230   | 7.4   |
| 8. Philmore, Isaiah-Towson  | So | 30 | 169 | 18  | 104 | 460 15.3  | 8. Skeen,Jamie-VCU          | Sr | 39 | 93  | 193 | 286   | 7.3   |
| 9. Hassell, Frank-ODU       | Sr | 34 | 196 | 0   | 123 | 515 15.1  | 9. Hagins, Janelle-Delaware | So | 29 | 49  | 163 | 212   | 7.3   |
| 10. Long, Cam-Mason         | Sr | 34 | 181 | 60  | 90  | 512 15.1  | 10. Philmore, Isaiah-Towson | So | 30 | 75  | 135 | 210   | 7.0   |
| 11. Moore, Mike-Hofstra     | Jr | 33 | 157 | 62  | 115 | 491 14.9  | 11. Goins, Rayshawn-JMU     | Jr | 31 | 83  | 128 | 211   | 6.8   |
| 12. Fouch, Chris-Drexel     | So | 31 | 155 | 62  | 89  | 461 14.9  | 12. Imes, David-Hofstra     | So | 33 | 78  | 145 | 223   | 6.8   |
| 13. Burgess,Bradford-VCU    | Jr | 40 | 193 | 72  | 113 | 571 14.3  | 13. Pearson, Ryan-Mason     | Jr | 34 | 64  | 165 | 229   | 6.7   |
| 14. Pearson, Ryan-Mason     | Jr | 34 | 163 | 18  | 138 | 482 14.2  | 14. Finney, Ben-ODU         | Sr | 34 | 101 | 114 | 215   | 6.3   |
| 15. Saddler, Devon-Delaware | Fr | 31 | 149 | 30  | 83  | 411 13.3  | 15. Burgess,Bradford-VCU    | Jr | 40 | 85  | 166 | 251   | 6.3   |
| 16. Bazemore, Kent-ODU      | Jr | 34 | 149 | 31  | 88  | 417 12.3  | 16. Allen,Chaisson-NU       | Sr | 29 | 40  | 136 | 176   | 6.1   |
| 17. Givens, Samme-Drexel    | Jr | 31 | 152 | 0   | 74  | 378 12.2  | 17. Tomko, Chad-UNCW        | Sr | 31 | 18  | 164 | 182   | 5.9   |
| Smith,Joel-NU               | So | 31 | 129 | 77  | 43  | 378 12.2  | 18. Kitts, Marcus-W&M       | Sr | 32 | 57  | 128 | 185   | 5.8   |
| 19. Dupree, Braxton-Towson  | Jr | 29 | 126 | 0   | 96  | 348 12.0  | 19. Buckner, Eric-GSU       | Jr | 31 | 68  | 107 | 175   | 5.6   |
| 20. Lee,Jonathan-NU         | So | 31 | 114 | 34  | 104 | 366 11.8  | 20. Cooper, Chris-ODU       | Jr | 34 | 83  | 105 | 188   | 5.5   |
| 21. Polk, Rashawn-Towson    | Jr | 29 | 119 | 50  | 47  | 335 11.6  |                             |    |    |     |     |       |       |
| 22. Rozzell,Brandon-VCU     | Sr | 32 | 120 | 78  | 49  | 367 11.5  |                             |    |    |     |     |       |       |
| 23. Moore, Devon-JMU        | So | 33 | 121 | 20  | 113 | 375 11.4  |                             |    |    |     |     |       |       |
| 24. Rendleman, Keith-UNCW   | So | 31 | 146 | 1   | 54  | 347 11.2  |                             |    |    |     |     |       |       |
| 25. Hancock, Luke-Mason     | So | 33 | 119 | 23  | 98  | 359 10.9  |                             |    |    |     |     |       |       |
| 26. Britt, Brandon-W&M      | Fr | 28 | 93  | 34  | 84  | 304 10.9  |                             |    |    |     |     |       |       |
| 27. Wells, Julius-JMU       | Jr | 33 | 118 | 61  | 57  | 354 10.7  |                             |    |    |     |     |       |       |
| 28. Brown, Josh-Towson      | Sr | 30 | 115 | 47  | 41  | 318 10.6  |                             |    |    |     |     |       |       |
| 29. Rodriguez,Joey-VCU      | Sr | 40 | 126 | 69  | 93  | 414 10.4  |                             |    |    |     |     |       |       |
| 30. Goins, Rayshawn-JMU     | Jr | 31 | 116 | 2   | 67  | 301 9.7   |                             |    |    |     |     |       |       |

| <b>FIELD GOAL PCT</b>       |    |    |     |     |      | <b>ASSISTS</b>              |    |    |           |
|-----------------------------|----|----|-----|-----|------|-----------------------------|----|----|-----------|
|                             | CI | G  | FGM | FGA | Pct. |                             | CI | G  | No. Avg/G |
| 1. Rendleman, Keith-UNCW    | So | 31 | 146 | 251 | .582 | 1. Rodriguez,Joey-VCU       | Sr | 40 | 208 5.2   |
| 2. Bowles, Denzel-JMU       | Sr | 33 | 226 | 389 | .581 | 2. Jenkins, Charles-Hofstra | Sr | 33 | 158 4.8   |
| 3. Hassell, Frank-ODU       | Sr | 34 | 196 | 350 | .560 | 3. Hancock, Luke-Mason      | So | 33 | 143 4.3   |
| 4. Givens, Samme-Drexel     | Jr | 31 | 152 | 293 | .519 | 4. Tomko, Chad-UNCW         | Sr | 31 | 132 4.3   |
| 5. Skeen,Jamie-VCU          | Sr | 39 | 198 | 382 | .518 | 5. Moore, Devon-JMU         | So | 33 | 137 4.2   |
| 6. Jenkins, Charles-Hofstra | Sr | 33 | 249 | 482 | .517 | 6. Allen,Chaisson-NU        | Sr | 29 | 106 3.7   |
| 7. Pearson, Ryan-Mason      | Jr | 34 | 163 | 319 | .511 | 7. Kelleher, Brad-Hofstra   | Sr | 25 | 83 3.3    |
| 8. Philmore, Isaiah-Towson  | So | 30 | 169 | 344 | .491 | 8. Massenat, Frantz-Drexel  | Fr | 31 | 102 3.3   |
| 9. Burgess,Bradford-VCU     | Jr | 40 | 193 | 396 | .487 | 9. James, Darius-ODU        | Sr | 33 | 104 3.2   |
| 10. Bazemore, Kent-ODU      | Jr | 34 | 149 | 310 | .481 | 10. Morris, Brian-Towson    | Sr | 30 | 94 3.1    |
| 11. Long, Cam-Mason         | Sr | 34 | 181 | 378 | .479 | 11. Fields, James-GSU       | Jr | 31 | 94 3.0    |
| 12. Dupree, Braxton-Towson  | Jr | 29 | 126 | 264 | .477 | 12. Finney, Ben-ODU         | Sr | 34 | 102 3.0   |
| 13. McDowell,Quinn-W&M      | Jr | 32 | 155 | 326 | .475 | 13. Bazemore, Kent-ODU      | Jr | 34 | 98 2.9    |
| 14. Saddler, Devon-Delaware | Fr | 31 | 149 | 318 | .469 | 14. Long, Cam-Mason         | Sr | 34 | 97 2.9    |
| 15. Smith,Joel-NU           | So | 31 | 129 | 283 | .456 | 15. Saddler, Devon-Delaware | Fr | 31 | 88 2.8    |
|                             |    |    |     |     |      | Lee,Jonathan-NU             | So | 31 | 88 2.8    |

**2010-11 Colonial Athletic Association Men  
INDIVIDUAL BASKETBALL STATISTICS  
FINAL (All games)**

| <b>FREE THROW PCT</b>       |    |    |     |     |      |
|-----------------------------|----|----|-----|-----|------|
|                             | Cl | G  | FTM | FTA | Pct. |
| 1. McDowell,Quinn-W&M       | Jr | 32 | 116 | 134 | .866 |
| 2. Moore, Mike-Hofstra      | Jr | 33 | 115 | 135 | .852 |
| 3. Carter, Jawan-Delaware   | Sr | 31 | 144 | 170 | .847 |
| 4. Lee,Jonathan-NU          | So | 31 | 104 | 123 | .846 |
| 5. Jenkins, Charles-Hofstra | Sr | 33 | 182 | 221 | .824 |
| 6. Rodriguez,Joey-VCU       | Sr | 40 | 93  | 114 | .816 |
| 7. Tomko, Chad-UNCW         | Sr | 31 | 87  | 107 | .813 |
| 8. Hancock, Luke-Mason      | So | 33 | 98  | 121 | .810 |
| 9. Philmore, Isaiah-Towson  | So | 30 | 104 | 131 | .794 |
| 10. Burgess,Bradford-VCU    | Jr | 40 | 113 | 150 | .753 |
| 11. Conner, Dre-Towson      | Fr | 30 | 67  | 89  | .753 |
| 12. Long, Cam-Mason         | Sr | 34 | 90  | 120 | .750 |
| 13. Moore, Devon-JMU        | So | 33 | 113 | 153 | .739 |
| 14. Hassell, Frank-ODU      | Sr | 34 | 123 | 167 | .737 |
| 15. Britt, Brandon-W&M      | Fr | 28 | 84  | 116 | .724 |

| <b>STEALS</b>               |    |    |     |       |
|-----------------------------|----|----|-----|-------|
|                             | Cl | G  | No. | Avg/G |
| 1. Bazemore, Kent-ODU       | Jr | 34 | 76  | 2.2   |
| 2. Allen,Chaisson-NU        | Sr | 29 | 61  | 2.1   |
| 3. Tomko, Chad-UNCW         | Sr | 31 | 58  | 1.9   |
| 4. Jenkins, Charles-Hofstra | Sr | 33 | 57  | 1.7   |
| 5. Rodriguez,Joey-VCU       | Sr | 40 | 61  | 1.5   |
| 6. Long, Cam-Mason          | Sr | 34 | 47  | 1.4   |
| 7. Rozzell,Brandon-VCU      | Sr | 32 | 43  | 1.3   |
| 8. Harris,Alex-NU           | Fr | 30 | 40  | 1.3   |
| 9. Finney, Ben-ODU          | Sr | 34 | 45  | 1.3   |
| 10. Nixon,Ed-VCU            | Sr | 40 | 46  | 1.2   |
| 11. Brown, Kendrix-W&M      | Jr | 30 | 34  | 1.1   |
| 12. Burgess,Bradford-VCU    | Jr | 40 | 43  | 1.1   |
| 13. Micheaux, Josh-GSU      | Jr | 30 | 32  | 1.1   |
| 14. Fields, James-GSU       | Jr | 31 | 33  | 1.1   |
| 15. Hitchens, Humpty-JMU    | Jr | 33 | 35  | 1.1   |

| <b>3-POINT FG PCT</b>       |    |    |     |     |      |
|-----------------------------|----|----|-----|-----|------|
|                             | Cl | G  | 3FG | FGA | Pct. |
| 1. McDowell,Quinn-W&M       | Jr | 32 | 70  | 154 | .455 |
| 2. Burgess,Bradford-VCU     | Jr | 40 | 72  | 166 | .434 |
| 3. Long, Cam-Mason          | Sr | 34 | 60  | 139 | .432 |
| 4. Brown, Josh-Towson       | Sr | 30 | 47  | 110 | .427 |
| 5. Smith,Joel-NU            | So | 31 | 77  | 181 | .425 |
| 6. Jenkins, Charles-Hofstra | Sr | 33 | 66  | 157 | .420 |
| 7. Hitchens, Humpty-JMU     | Jr | 33 | 64  | 154 | .416 |
| 8. Rozzell,Brandon-VCU      | Sr | 32 | 78  | 196 | .398 |
| 9. Boatner, Julian-W&M      | Fr | 32 | 58  | 146 | .397 |
| 10. Milson, Tanner-UNCW     | Fr | 30 | 45  | 114 | .395 |
| 11. Maynor, Javonte-GSU     | Fr | 30 | 51  | 131 | .389 |
| 12. Cornelius, Andre-Mason  | Jr | 34 | 61  | 158 | .386 |
| 13. Allen,Chaisson-NU       | Sr | 29 | 62  | 163 | .380 |
| 14. Carter, Jawan-Delaware  | Sr | 31 | 84  | 221 | .380 |
| 15. Curry, Dante-GSU        | Sr | 28 | 53  | 143 | .371 |

| <b>3-POINT FG MADE</b>      |    |    |     |       |
|-----------------------------|----|----|-----|-------|
|                             | Cl | G  | 3FG | Avg/G |
| 1. Carter, Jawan-Delaware   | Sr | 31 | 84  | 2.7   |
| 2. Tomko, Chad-UNCW         | Sr | 31 | 80  | 2.6   |
| 3. Smith,Joel-NU            | So | 31 | 77  | 2.5   |
| 4. Rozzell,Brandon-VCU      | Sr | 32 | 78  | 2.4   |
| 5. McDowell,Quinn-W&M       | Jr | 32 | 70  | 2.2   |
| 6. Allen,Chaisson-NU        | Sr | 29 | 62  | 2.1   |
| 7. Jenkins, Charles-Hofstra | Sr | 33 | 66  | 2.0   |
| Fouch, Chris-Drexel         | So | 31 | 62  | 2.0   |
| 9. Hitchens, Humpty-JMU     | Jr | 33 | 64  | 1.9   |
| 10. Curry, Dante-GSU        | Sr | 28 | 53  | 1.9   |
| 11. Moore, Mike-Hofstra     | Jr | 33 | 62  | 1.9   |
| 12. Wells, Julius-JMU       | Jr | 33 | 61  | 1.8   |
| 13. Boatner, Julian-W&M     | Fr | 32 | 58  | 1.8   |
| 14. Burgess,Bradford-VCU    | Jr | 40 | 72  | 1.8   |
| 15. Cornelius, Andre-Mason  | Jr | 34 | 61  | 1.8   |

| <b>BLOCKED SHOTS</b>        |    |    |     |       |
|-----------------------------|----|----|-----|-------|
|                             | Cl | G  | No. | Avg/G |
| 1. Hagins, Janelle-Delaware | So | 29 | 87  | 3.0   |
| 2. Washington, Greg-Hofstra | Sr | 33 | 72  | 2.2   |
| 3. Kitts, Marcus-W&M        | Sr | 32 | 60  | 1.9   |
| 4. Bowles, Denzel-JMU       | Sr | 33 | 53  | 1.6   |
| 5. Buckner, Eric-GSU        | Jr | 31 | 49  | 1.6   |
| 6. Dupree, Braxton-Towson   | Jr | 29 | 38  | 1.3   |
| 7. Vincent, James-GSU       | So | 28 | 36  | 1.3   |
| 8. Hassell, Frank-ODU       | Sr | 34 | 43  | 1.3   |
| 9. Morrison, Mike-Mason     | Jr | 34 | 40  | 1.2   |
| 10. Skeen,Jamie-VCU         | Sr | 39 | 40  | 1.0   |
| 11. Semenov, Andrey-JMU     | So | 32 | 32  | 1.0   |
| 12. Rendleman, Keith-UNCW   | So | 31 | 30  | 1.0   |
| 13. Bazemore, Kent-ODU      | Jr | 34 | 30  | 0.9   |
| 14. Givens, Samme-Drexel    | Jr | 31 | 26  | 0.8   |
| 15. Cooper, Chris-ODU       | Jr | 34 | 26  | 0.8   |

| <b>ASSIST/TURNOVER RATIO</b> |    |    |      |     |       |
|------------------------------|----|----|------|-----|-------|
|                              | Cl | G  | Ast. | T/O | Ratio |
| 1. Rodriguez,Joey-VCU        | Sr | 40 | 208  | 91  | 2.3   |
| 2. Kelleher, Brad-Hofstra    | Sr | 25 | 83   | 38  | 2.2   |
| 3. Jenkins, Charles-Hofstra  | Sr | 33 | 158  | 73  | 2.2   |
| 4. James, Darius-ODU         | Sr | 33 | 104  | 54  | 1.9   |
| 5. Hancock, Luke-Mason       | So | 33 | 143  | 75  | 1.9   |
| 6. Allen,Chaisson-NU         | Sr | 29 | 106  | 56  | 1.9   |
| 7. Morris, Brian-Towson      | Sr | 30 | 94   | 50  | 1.9   |
| 8. Moore, Devon-JMU          | So | 33 | 137  | 75  | 1.8   |
| 9. Massenat, Frantz-Drexel   | Fr | 31 | 102  | 58  | 1.8   |
| 10. Finney, Ben-ODU          | Sr | 34 | 102  | 63  | 1.6   |
| 11. Fields, James-GSU        | Jr | 31 | 94   | 64  | 1.5   |
| 12. Tomko, Chad-UNCW         | Sr | 31 | 132  | 100 | 1.3   |

**2010-11 Colonial Athletic Association Men  
INDIVIDUAL BASKETBALL STATISTICS  
FINAL (All games)**

| <b>OFFENSIVE REBOUNDS</b>   | <b>Cl</b> | <b>G</b> | <b>No.</b> | <b>Avg/G</b> |
|-----------------------------|-----------|----------|------------|--------------|
| 1. Hassell, Frank-ODU       | Sr        | 34       | 127        | 3.7          |
| 2. Rendleman, Keith-UNCW    | So        | 31       | 105        | 3.4          |
| 3. Givens, Samme-Drexel     | Jr        | 31       | 101        | 3.3          |
| 4. Finney, Ben-ODU          | Sr        | 34       | 101        | 3.0          |
| 5. Ruffin, Dartaye-Drexel   | Fr        | 31       | 89         | 2.9          |
| 6. McCoy, Daryl-Drexel      | So        | 31       | 85         | 2.7          |
| 7. Goins, Rayshawn-JMU      | Jr        | 31       | 83         | 2.7          |
| 8. Dupree, Braxton-Towson   | Jr        | 29       | 74         | 2.6          |
| 9. Bowles, Denzel-JMU       | Sr        | 33       | 83         | 2.5          |
| 10. Philmore, Isaiah-Towson | So        | 30       | 75         | 2.5          |
| 11. Cooper, Chris-ODU       | Jr        | 34       | 83         | 2.4          |
| 12. Skeen, Jamie-VCU        | Sr        | 39       | 93         | 2.4          |
| 13. Imes, David-Hofstra     | So        | 33       | 78         | 2.4          |
| 14. Buckner, Eric-GSU       | Jr        | 31       | 68         | 2.2          |
| 15. Burgess, Bradford-VCU   | Jr        | 40       | 85         | 2.1          |

| <b>DEFENSIVE REBOUNDS</b>   | <b>Cl</b> | <b>G</b> | <b>No.</b> | <b>Avg/G</b> |
|-----------------------------|-----------|----------|------------|--------------|
| 1. Givens, Samme-Drexel     | Jr        | 31       | 212        | 6.8          |
| 2. Bowles, Denzel-JMU       | Sr        | 33       | 207        | 6.3          |
| 3. Hassell, Frank-ODU       | Sr        | 34       | 194        | 5.7          |
| 4. Hagins, Jamelle-Delaware | So        | 29       | 163        | 5.6          |
| 5. Dupree, Braxton-Towson   | Jr        | 29       | 156        | 5.4          |
| 6. Tomko, Chad-UNCW         | Sr        | 31       | 164        | 5.3          |
| 7. McCoy, Daryl-Drexel      | So        | 31       | 157        | 5.1          |
| 8. Skeen, Jamie-VCU         | Sr        | 39       | 193        | 4.9          |
| 9. Pearson, Ryan-Mason      | Jr        | 34       | 165        | 4.9          |
| 10. Allen, Chaisson-NU      | Sr        | 29       | 136        | 4.7          |
| 11. McDowell, Quinn-W&M     | Jr        | 32       | 149        | 4.7          |
| 12. Ruffin, Dartaye-Drexel  | Fr        | 31       | 141        | 4.5          |
| 13. Philmore, Isaiah-Towson | So        | 30       | 135        | 4.5          |
| 14. Rendleman, Keith-UNCW   | So        | 31       | 137        | 4.4          |
| 15. Imes, David-Hofstra     | So        | 33       | 145        | 4.4          |

| <b>MINUTES PLAYED</b>       | <b>Cl</b> | <b>G</b> | <b>No.</b> | <b>Avg/G</b> |
|-----------------------------|-----------|----------|------------|--------------|
| 1. Jenkins, Charles-Hofstra | Sr        | 33       | 1232       | 37.3         |
| 2. Allen, Chaisson-NU       | Sr        | 29       | 1077       | 37.1         |
| 3. Tomko, Chad-UNCW         | Sr        | 31       | 1132       | 36.5         |
| 4. Philmore, Isaiah-Towson  | So        | 30       | 1071       | 35.7         |
| 5. Carter, Jawan-Delaware   | Sr        | 31       | 1105       | 35.6         |
| 6. Burgess, Bradford-VCU    | Jr        | 40       | 1380       | 34.5         |
| 7. Moore, Devon-JMU         | So        | 33       | 1132       | 34.3         |
| 8. McDowell, Quinn-W&M      | Jr        | 32       | 1078       | 33.7         |
| 9. Rodriguez, Joey-VCU      | Sr        | 40       | 1343       | 33.6         |
| 10. Moore, Mike-Hofstra     | Jr        | 33       | 1106       | 33.5         |

**2010-11 Colonial Athletic Association Men  
CAA Team Highs  
FINAL (All games)**

**TEAM HIGHS (highest totals made by)**

|                       |               |                                              |
|-----------------------|---------------|----------------------------------------------|
| Points                | 102           | Hofstra vs Farmingdale State (11/13/10)      |
|                       | 101           | VCU vs UNC Greensboro (11/12/10)             |
| Margin                | 45 (84-39)    | Drexel vs Niagara (12/28/10)                 |
|                       | 42 (81-39)    | Old Dominion vs Md.-Eastern Shore (12-9-10)  |
| Field goals made      | 38            | VCU vs UNC Greensboro (11/12/10)             |
|                       | 37            | Drexel vs Niagara (12/28/10)                 |
|                       | 37            | VCU vs Purdue (3/20/11)                      |
| Field goal attempts   | 76            | VCU at Wake Forest (11/16/10)                |
|                       | 74            | Old Dominion vs Md.-Eastern Shore (12-9-10)  |
| Field goal percentage | .660 (35-53)  | James Madison vs Towson (01/05/11)           |
|                       | .660 (33-50)  | George Mason at Northeastern (01/12/11)      |
| 3-Pt FG made          | 14            | UNC Wilmington vs Wake Forest (12/12/10)     |
|                       | 14            | William & Mary at Towson (01/19/11)          |
|                       | 14            | William & Mary at UNC Wilmington (02/05/11)  |
| 3-Pt FG attempts      | 36            | William & Mary at Old Dominion (2-26-11)     |
|                       | 34            | William & Mary at UNC Wilmington (02/05/11)  |
| 3-Pt percentage       | .667 (6-9)    | James Madison at VCU (02/26/11)              |
|                       | .636 (7-11)   | George Mason at Northeastern (01/12/11)      |
|                       | .636 (7-11)   | George Mason at Georgia State (2/26/11)      |
| Free throws made      | 31            | James Madison vs Eastern Michigan (11/27/10) |
|                       | 31            | James Madison vs Marshall (12/22/10)         |
| Free throw attempts   | 43            | James Madison vs Marshall (12/22/10)         |
|                       | 40            | Drexel at Loyola (Md.) (11/12/10)            |
| Free throw percentage | 1.000 (15-15) | Hofstra vs Delaware (02/26/11)               |
|                       | 1.000 (12-12) | Hofstra vs Towson (12/04/10)                 |
|                       | 1.000 (11-11) | Hofstra at George Mason (2/2/11)             |
|                       | 1.000 (9-9)   | VCU at UAB (12/21/10)                        |
|                       | 1.000 (8-8)   | UNC Wilmington at Florida (11/12/10)         |
|                       | 1.000 (7-7)   | Old Dominion at William & Mary (2/9/11)      |
|                       | 1.000 (7-7)   | William & Mary vs Hofstra (3/5/11)           |
| Rebounds              | 64            | Old Dominion vs Md.-Eastern Shore (12-9-10)  |
|                       | 54            | George Mason at Duquesne (12/22/10)          |
| Assists               | 28            | VCU vs UNC Greensboro (11/12/10)             |
|                       | 28            | Drexel vs Niagara (12/28/10)                 |
| Steals                | 15            | Northeastern vs Siena (11/20/10)             |
|                       | 14            | VCU vs UNC Greensboro (11/12/10)             |
|                       | 14            | Old Dominion vs High Point (11-15-10)        |
|                       | 14            | VCU vs Drexel (01/05/11)                     |
|                       | 14            | VCU vs UNC Wilmington (01/29/11)             |
| Blocked shots         | 12            | Delaware vs Howard (11/19/10)                |
|                       | 10            | Old Dominion vs Georgetown (11-12-10)        |
|                       | 10            | Hofstra vs Farmingdale State (11/13/10)      |
|                       | 10            | Hofstra vs James Madison (01/24/11)          |
|                       | 10            | UNC Wilmington vs Drexel (02/15/11)          |
| Turnovers             | 26            | James Madison at Kansas State (11/12/10)     |
|                       | 24            | Georgia State at VCU (01/19/11)              |
| Fouls                 | 29            | Drexel at George Mason (1/19/11)             |
|                       | 29            | Georgia State at William & Mary (2/23/11)    |

**2010-11 Colonial Athletic Association Men  
CAA Individual Highs  
FINAL (All games)**

**INDIVIDUAL PLAYER GAME HIGHS**

|                       |               |                                                                |
|-----------------------|---------------|----------------------------------------------------------------|
| Points                | 40            | Jenkins, Charles (Hofstra) at Binghamton (12/08/10)            |
|                       | 40            | Bowles, Denzel (James Madison) at Towson (02/15/11)            |
| Field goals made      | 14            | Jenkins, Charles (Hofstra) at Binghamton (12/08/10)            |
|                       | 14            | Bowles, Denzel (James Madison) at Towson (02/15/11)            |
| Field goal attempts   | 22            | Jenkins, Charles (Hofstra) at Binghamton (12/08/10)            |
|                       | 21            | Bowles, Denzel (James Madison) vs Marshall (12/22/10)          |
|                       | 21            | Fouch, Chris (Drexel) at William & Mary (1/15/11)              |
|                       | 21            | Skeen, Jamie (VCU) at Delaware (2/9/11)                        |
|                       | 21            | McGee, Brandon (Georgia State) vs Northeastern (2/12/11)       |
|                       | 21            | Jenkins, Charles (Hofstra) vs William & Mary (02/15/11)        |
|                       | 21            | Tomko, Chad (UNC Wilmington) vs Georgia State (3/4/11)         |
| Field goal percentage | 1.000 (10-10) | Bowles, Denzel (James Madison) at Longwood (12/1/10)           |
|                       | 1.000 (8-8)   | Givens, Samme (Drexel) at St. Francis (Pa.) (12/18/10)         |
|                       | 1.000 (8-8)   | Imes, David (Hofstra) at Drexel (1/3/11)                       |
| 3-Pt FG made          | 9             | Wells, Julius (James Madison) vs Northeastern (01/03/11)       |
|                       | 8             | Carter, Jawan (Delaware) vs Howard (11/19/10)                  |
|                       | 8             | Fouch, Chris (Drexel) vs Binghamton (11-28-10)                 |
| 3-Pt FG attempts      | 15            | Tomko, Chad (UNC Wilmington) vs Charleston Southern (02/19/11) |
|                       | 14            | Carter, Jawan (Delaware) vs Howard (11/19/10)                  |
| 3-Pt percentage       | 1.000 (7-7)   | Grant, Ahmad (UNC Wilmington) at North Carolina A&T (11/23/10) |
|                       | 1.000 (5-5)   | Smith, Joel (Northeastern) at VCU (01/15/11)                   |
|                       | 1.000 (5-5)   | Boatner, Julian (William & Mary) at James Madison (02/02/11)   |
| Free throws made      | 14            | Lee, Jonathan (Northeastern) at UNC Asheville (02-19-11)       |
|                       | 13            | Bowles, Denzel (James Madison) vs Eastern Michigan (11/27/10)  |
|                       | 13            | Pearson, Ryan (George Mason) at Northern Iowa (02/19/11)       |
| Free throw attempts   | 17            | Bowles, Denzel (James Madison) at Towson (02/15/11)            |
|                       | 15            | Carter, Jawan (Delaware) vs Old Dominion (12/4/10)             |
|                       | 15            | Colds, Gerald (Drexel) at St. Francis (Pa.) (12/18/10)         |
|                       | 15            | Lee, Jonathan (Northeastern) at UNC Asheville (02-19-11)       |
| Free throw percentage | 1.000 (13-13) | Bowles, Denzel (James Madison) vs Eastern Michigan (11/27/10)  |
|                       | 1.000 (13-13) | Pearson, Ryan (George Mason) at Northern Iowa (02/19/11)       |
|                       | 1.000 (12-12) | Carter, Jawan (Delaware) at Lafayette (11/27/10)               |
|                       | 1.000 (10-10) | Hancock, Luke (George Mason) at VCU (02/15/11)                 |
|                       | 1.000 (10-10) | Carter, Jawan (Delaware) vs Towson (2/23/11)                   |
|                       | 1.000 (9-9)   | Dupree, Braxton (Towson) vs William & Mary (01/19/11)          |
|                       | 1.000 (9-9)   | Hassell, Frank (Old Dominion) vs UNC Wilmington (1-24-11)      |
|                       | 1.000 (9-9)   | McDowell, Quinn (William & Mary) at Northeastern (01/24/11)    |
|                       | 1.000 (9-9)   | Wells, Julius (James Madison) at Delaware (1/29/11)            |
|                       | 1.000 (9-9)   | Tomko, Chad (UNC Wilmington) at Georgia State (2/2/11)         |
|                       | 1.000 (9-9)   | Carter, Jawan (Delaware) at Hofstra (02/26/11)                 |
|                       | 1.000 (9-9)   | Rodriguez, Joey (VCU) vs Georgetown (3/18/01)                  |
|                       | 1.000 (8-8)   | McDowell, Quinn (William & Mary) vs Howard (12/1/10)           |
|                       | 1.000 (8-8)   | Lee, Jonathan (Northeastern) vs Furman (12/30/10)              |
|                       | 1.000 (8-8)   | Theus, Darius (VCU) at Georgia State (1/3/11)                  |
|                       | 1.000 (8-8)   | Moore, Mike (Hofstra) vs George Mason (01/05/11)               |
|                       | 1.000 (8-8)   | Tomko, Chad (UNC Wilmington) vs Towson (01/22/11)              |
|                       | 1.000 (8-8)   | Semenov, Andrey (James Madison) at Hofstra (01/24/11)          |
|                       | 1.000 (8-8)   | Philmore, Isaiah (Towson) vs Georgia State (02/05/11)          |
| Rebounds              | 18            | McCoy, Daryl (Drexel) vs Saint Joseph's (12-1-10)              |
|                       | 17            | Imes, David (Hofstra) vs Wagner (11/26/10)                     |
|                       | 17            | Hagins, Jamelle (Delaware) vs William & Mary (1/5/11)          |
|                       | 17            | Rendleman, Keith (UNC Wilmington) vs Towson (01/22/11)         |
|                       | 17            | Imes, David (Hofstra) at UNC Wilmington (02/23/11)             |
| Assists               | 17            | Rodriguez, Joey (VCU) vs UNC Greensboro (11/12/10)             |
|                       | 12            | Moore, Devon (James Madison) vs Northeastern (01/03/11)        |

|               |   |                                                           |
|---------------|---|-----------------------------------------------------------|
| Steals        | 6 | Allen,Chaisson (Northeastern) vs Texas State (12/24/10)   |
|               | 6 | Bazemore, Kent (Old Dominion) vs UNC Wilmington (1-24-11) |
| Blocked shots | 8 | Hagins, Jamelle (Delaware) vs Northeastern (1/19/11)      |
|               | 7 | Hagins, Jamelle (Delaware) at Villanova (12/18/10)        |
|               | 7 | Hagins, Jamelle (Delaware) vs William & Mary (1/5/11)     |
| Turnovers     | 8 | Tomko, Chad (UNC Wilmington) vs Liberty (11/16/10)        |
|               | 8 | Smith,Joel (Northeastern) vs Georgia State (01/29/11)     |

**2010-11 Colonial Athletic Association Men  
CONFERENCE BASKETBALL STATISTICS  
FINAL (Conference games only)**

| <b>SCORING OFFENSE</b> | <b>G</b> | <b>W-L</b> | <b>Pts</b> | <b>Avg/G</b> |
|------------------------|----------|------------|------------|--------------|
| 1. George Mason        | 18       | 16-2       | 1342       | 74.6         |
| 2. Hofstra             | 18       | 14-4       | 1319       | 73.3         |
| 3. James Madison       | 18       | 10-8       | 1293       | 71.8         |
| 4. VCU                 | 18       | 12-6       | 1246       | 69.2         |
| 5. Northeastern        | 18       | 6-12       | 1196       | 66.4         |
| 6. William & Mary      | 18       | 4-14       | 1175       | 65.3         |
| 7. Towson              | 18       | 0-18       | 1168       | 64.9         |
| 8. UNC Wilmington      | 18       | 7-11       | 1158       | 64.3         |
| 9. Old Dominion        | 18       | 14-4       | 1134       | 63.0         |
| 10. Delaware           | 18       | 8-10       | 1124       | 62.4         |
| 11. Georgia State      | 18       | 6-12       | 1083       | 60.2         |
| 12. Drexel             | 18       | 11-7       | 1073       | 59.6         |

| <b>SCORING DEFENSE</b> | <b>G</b> | <b>Pts</b> | <b>Avg/G</b> |
|------------------------|----------|------------|--------------|
| 1. Old Dominion        | 18       | 1005       | 55.8         |
| 2. Drexel              | 18       | 1060       | 58.9         |
| 3. George Mason        | 18       | 1095       | 60.8         |
| 4. Georgia State       | 18       | 1173       | 65.2         |
| 5. VCU                 | 18       | 1184       | 65.8         |
| 6. Delaware            | 18       | 1197       | 66.5         |
| 7. UNC Wilmington      | 18       | 1233       | 68.5         |
| 8. James Madison       | 18       | 1239       | 68.8         |
| 9. William & Mary      | 18       | 1254       | 69.7         |
| 10. Hofstra            | 18       | 1255       | 69.7         |
| 11. Northeastern       | 18       | 1263       | 70.2         |
| 12. Towson             | 18       | 1353       | 75.2         |

| <b>SCORING MARGIN</b> | <b>G</b> | <b>Offense</b> | <b>Defense</b> | <b>Margin</b> |
|-----------------------|----------|----------------|----------------|---------------|
| 1. George Mason       | 18       | 74.6           | 60.8           | +13.7         |
| 2. Old Dominion       | 18       | 63.0           | 55.8           | +7.2          |
| 3. Hofstra            | 18       | 73.3           | 69.7           | +3.6          |
| 4. VCU                | 18       | 69.2           | 65.8           | +3.4          |
| 5. James Madison      | 18       | 71.8           | 68.8           | +3.0          |
| 6. Drexel             | 18       | 59.6           | 58.9           | +0.7          |
| 7. Northeastern       | 18       | 66.4           | 70.2           | -3.7          |
| 8. Delaware           | 18       | 62.4           | 66.5           | -4.1          |
| 9. UNC Wilmington     | 18       | 64.3           | 68.5           | -4.2          |
| 10. William & Mary    | 18       | 65.3           | 69.7           | -4.4          |
| 11. Georgia State     | 18       | 60.2           | 65.2           | -5.0          |
| 12. Towson            | 18       | 64.9           | 75.2           | -10.3         |

| <b>FREE THROW PCT</b> | <b>G</b> | <b>FTM</b> | <b>FTA</b> | <b>Pct.</b> |
|-----------------------|----------|------------|------------|-------------|
| 1. Hofstra            | 18       | 281        | 348        | .807        |
| 2. VCU                | 18       | 293        | 377        | .777        |
| 3. Northeastern       | 18       | 226        | 297        | .761        |
| 4. James Madison      | 18       | 251        | 339        | .740        |
| 5. William & Mary     | 18       | 233        | 321        | .726        |
| 6. Delaware           | 18       | 259        | 360        | .719        |
| 7. UNC Wilmington     | 18       | 212        | 296        | .716        |
| 8. Towson             | 18       | 218        | 310        | .703        |
| 9. George Mason       | 18       | 284        | 406        | .700        |
| 10. Old Dominion      | 18       | 228        | 330        | .691        |
| 11. Drexel            | 18       | 246        | 378        | .651        |
| 12. Georgia State     | 18       | 186        | 296        | .628        |

| <b>FIELD GOAL PERCENTAGE</b> | <b>G</b> | <b>FGM</b> | <b>FGA</b> | <b>Pct.</b> |
|------------------------------|----------|------------|------------|-------------|
| 1. George Mason              | 18       | 467        | 971        | .481        |
| 2. Northeastern              | 18       | 430        | 930        | .462        |
| 3. James Madison             | 18       | 464        | 1004       | .462        |
| 4. Hofstra                   | 18       | 460        | 1015       | .453        |
| 5. William & Mary            | 18       | 396        | 891        | .444        |
| 6. UNC Wilmington            | 18       | 418        | 961        | .435        |
| 7. Towson                    | 18       | 419        | 968        | .433        |
| 8. Old Dominion              | 18       | 412        | 980        | .420        |
| 9. VCU                       | 18       | 407        | 974        | .418        |
| 10. Georgia State            | 18       | 399        | 980        | .407        |
| 11. Delaware                 | 18       | 380        | 938        | .405        |
| 12. Drexel                   | 18       | 388        | 979        | .396        |

| <b>FIELD GOAL PCT DEFENSE</b> | <b>G</b> | <b>FGM</b> | <b>FGA</b> | <b>Pct.</b> |
|-------------------------------|----------|------------|------------|-------------|
| 1. Drexel                     | 18       | 364        | 931        | .391        |
| 2. Old Dominion               | 18       | 363        | 904        | .402        |
| 3. George Mason               | 18       | 396        | 984        | .402        |
| 4. Georgia State              | 18       | 373        | 903        | .413        |
| 5. Hofstra                    | 18       | 438        | 1034       | .424        |
| 6. Delaware                   | 18       | 426        | 990        | .430        |
| 7. James Madison              | 18       | 426        | 978        | .436        |
| 8. UNC Wilmington             | 18       | 443        | 1006       | .440        |
| 9. William & Mary             | 18       | 448        | 1005       | .446        |
| 10. VCU                       | 18       | 438        | 941        | .465        |
| 11. Northeastern              | 18       | 433        | 928        | .467        |
| 12. Towson                    | 18       | 492        | 987        | .498        |

| <b>3-POINT FG PCT</b> | <b>G</b> | <b>3FGM</b> | <b>3FGA</b> | <b>Pct.</b> |
|-----------------------|----------|-------------|-------------|-------------|
| 1. George Mason       | 18       | 124         | 290         | .428        |
| 2. James Madison      | 18       | 114         | 299         | .381        |
| 3. Northeastern       | 18       | 110         | 290         | .379        |
| 4. William & Mary     | 18       | 150         | 404         | .371        |
| 5. Towson             | 18       | 112         | 309         | .362        |
| 6. Delaware           | 18       | 105         | 290         | .362        |
| 7. Hofstra            | 18       | 118         | 340         | .347        |
| 8. UNC Wilmington     | 18       | 110         | 319         | .345        |
| 9. VCU                | 18       | 139         | 411         | .338        |
| 10. Georgia State     | 18       | 99          | 295         | .336        |
| 11. Old Dominion      | 18       | 82          | 273         | .300        |
| 12. Drexel            | 18       | 51          | 186         | .274        |

| <b>3-POINT FG PCT DEFENSE</b> | <b>G</b> | <b>3FGM</b> | <b>3FGA</b> | <b>Pct.</b> |
|-------------------------------|----------|-------------|-------------|-------------|
| 1. Drexel                     | 18       | 77          | 255         | .302        |
| 2. Delaware                   | 18       | 82          | 264         | .311        |
| 3. George Mason               | 18       | 98          | 309         | .317        |
| 4. James Madison              | 18       | 108         | 322         | .335        |
| 5. William & Mary             | 18       | 132         | 376         | .351        |
| 6. Georgia State              | 18       | 110         | 305         | .361        |
| 7. UNC Wilmington             | 18       | 132         | 366         | .361        |
| 8. Old Dominion               | 18       | 119         | 325         | .366        |
| 9. Hofstra                    | 18       | 118         | 316         | .373        |
| 10. VCU                       | 18       | 99          | 261         | .379        |
| 11. Northeastern              | 18       | 114         | 294         | .388        |
| 12. Towson                    | 18       | 125         | 313         | .399        |

**2010-11 Colonial Athletic Association Men  
CONFERENCE BASKETBALL STATISTICS  
FINAL (Conference games only)**

| <b>REBOUNDING OFFENSE</b> | <b>G</b> | <b>Rebounds</b> | <b>Avg/G</b> |
|---------------------------|----------|-----------------|--------------|
| 1. Old Dominion           | 18       | 714             | 39.7         |
| 2. Drexel                 | 18       | 699             | 38.8         |
| 3. George Mason           | 18       | 628             | 34.9         |
| 4. James Madison          | 18       | 623             | 34.6         |
| 5. Georgia State          | 18       | 622             | 34.6         |
| 6. UNC Wilmington         | 18       | 611             | 33.9         |
| 7. Delaware               | 18       | 591             | 32.8         |
| 8. Hofstra                | 18       | 571             | 31.7         |
| 9. VCU                    | 18       | 552             | 30.7         |
| 10. William & Mary        | 18       | 539             | 29.9         |
| 11. Towson                | 18       | 522             | 29.0         |
| 12. Northeastern          | 18       | 520             | 28.9         |

| <b>REBOUNDING DEFENSE</b> | <b>G</b> | <b>Rebounds</b> | <b>Avg/G</b> |
|---------------------------|----------|-----------------|--------------|
| 1. Old Dominion           | 18       | 507             | 28.2         |
| 2. James Madison          | 18       | 567             | 31.5         |
| 3. Northeastern           | 18       | 571             | 31.7         |
| 4. Drexel                 | 18       | 576             | 32.0         |
| 5. George Mason           | 18       | 587             | 32.6         |
| 6. Georgia State          | 18       | 607             | 33.7         |
| 7. William & Mary         | 18       | 609             | 33.8         |
| 8. UNC Wilmington         | 18       | 613             | 34.1         |
| 9. VCU                    | 18       | 619             | 34.4         |
| 10. Towson                | 18       | 623             | 34.6         |
| 11. Delaware              | 18       | 642             | 35.7         |
| 12. Hofstra               | 18       | 671             | 37.3         |

| <b>REBOUNDING MARGIN</b> | <b>G</b> | <b>Team</b> | <b>Avg.</b> | <b>Opp.</b> | <b>Avg.</b> | <b>Margin</b> |
|--------------------------|----------|-------------|-------------|-------------|-------------|---------------|
| 1. Old Dominion          | 18       | 714         | 39.7        | 507         | 28.2        | +11.5         |
| 2. Drexel                | 18       | 699         | 38.8        | 576         | 32.0        | +6.8          |
| 3. James Madison         | 18       | 623         | 34.6        | 567         | 31.5        | +3.1          |
| 4. George Mason          | 18       | 628         | 34.9        | 587         | 32.6        | +2.3          |
| 5. Georgia State         | 18       | 622         | 34.6        | 607         | 33.7        | +0.8          |
| 6. UNC Wilmington        | 18       | 611         | 33.9        | 613         | 34.1        | -0.1          |
| 7. Northeastern          | 18       | 520         | 28.9        | 571         | 31.7        | -2.8          |
| 8. Delaware              | 18       | 591         | 32.8        | 642         | 35.7        | -2.8          |
| 9. VCU                   | 18       | 552         | 30.7        | 619         | 34.4        | -3.7          |
| 10. William & Mary       | 18       | 539         | 29.9        | 609         | 33.8        | -3.9          |
| 11. Hofstra              | 18       | 571         | 31.7        | 671         | 37.3        | -5.6          |
| 12. Towson               | 18       | 522         | 29.0        | 623         | 34.6        | -5.6          |

| <b>BLOCKED SHOTS</b> | <b>G</b> | <b>No.</b> | <b>Avg/G</b> |
|----------------------|----------|------------|--------------|
| 1. Georgia State     | 18       | 93         | 5.2          |
| 2. Hofstra           | 18       | 84         | 4.7          |
| 3. James Madison     | 18       | 71         | 3.9          |
| Old Dominion         | 18       | 71         | 3.9          |
| 5. VCU               | 18       | 68         | 3.8          |
| Delaware             | 18       | 68         | 3.8          |
| 7. William & Mary    | 18       | 62         | 3.4          |
| 8. UNC Wilmington    | 18       | 59         | 3.3          |
| 9. George Mason      | 18       | 58         | 3.2          |
| 10. Drexel           | 18       | 53         | 2.9          |
| 11. Towson           | 18       | 49         | 2.7          |
| 12. Northeastern     | 18       | 37         | 2.1          |

| <b>ASSISTS</b>     | <b>G</b> | <b>No.</b> | <b>Avg/G</b> |
|--------------------|----------|------------|--------------|
| 1. Northeastern    | 18       | 264        | 14.7         |
| Old Dominion       | 18       | 264        | 14.7         |
| 3. James Madison   | 18       | 262        | 14.6         |
| 4. Hofstra         | 18       | 260        | 14.4         |
| George Mason       | 18       | 260        | 14.4         |
| 6. William & Mary  | 18       | 240        | 13.3         |
| 7. VCU             | 18       | 232        | 12.9         |
| 8. Georgia State   | 18       | 216        | 12.0         |
| 9. Towson          | 18       | 209        | 11.6         |
| 10. UNC Wilmington | 18       | 193        | 10.7         |
| 11. Drexel         | 18       | 175        | 9.7          |
| 12. Delaware       | 18       | 173        | 9.6          |

| <b>STEALS</b>      | <b>G</b> | <b>No.</b> | <b>Avg/G</b> |
|--------------------|----------|------------|--------------|
| 1. VCU             | 18       | 155        | 8.6          |
| 2. Old Dominion    | 18       | 120        | 6.7          |
| 3. Georgia State   | 18       | 119        | 6.6          |
| 4. Hofstra         | 18       | 118        | 6.6          |
| 5. Northeastern    | 18       | 116        | 6.4          |
| 6. George Mason    | 18       | 113        | 6.3          |
| 7. James Madison   | 18       | 102        | 5.7          |
| UNC Wilmington     | 18       | 102        | 5.7          |
| 9. Towson          | 18       | 93         | 5.2          |
| 10. William & Mary | 18       | 80         | 4.4          |
| 11. Delaware       | 18       | 70         | 3.9          |
| 12. Drexel         | 18       | 64         | 3.6          |

| <b>TURNOVER MARGIN</b> | <b>G</b> | <b>Team</b> | <b>Avg.</b> | <b>Opp.</b> | <b>Avg.</b> | <b>Margin</b> |
|------------------------|----------|-------------|-------------|-------------|-------------|---------------|
| 1. VCU                 | 18       | 187         | 10.4        | 255         | 14.2        | +3.8          |
| 2. George Mason        | 18       | 184         | 10.2        | 236         | 13.1        | +2.9          |
| 3. Hofstra             | 18       | 176         | 9.8         | 221         | 12.3        | +2.5          |
| 4. Towson              | 18       | 189         | 10.5        | 188         | 10.4        | -0.1          |
| 5. Old Dominion        | 18       | 205         | 11.4        | 199         | 11.1        | -0.3          |
| 6. James Madison       | 18       | 217         | 12.1        | 206         | 11.4        | -0.6          |
| 7. Georgia State       | 18       | 252         | 14.0        | 239         | 13.3        | -0.7          |
| 8. Northeastern        | 18       | 224         | 12.4        | 208         | 11.6        | -0.9          |
| 9. Drexel              | 18       | 194         | 10.8        | 174         | 9.7         | -1.1          |
| 10. Delaware           | 18       | 193         | 10.7        | 166         | 9.2         | -1.5          |
| 11. UNC Wilmington     | 18       | 232         | 12.9        | 200         | 11.1        | -1.8          |
| 12. William & Mary     | 18       | 215         | 11.9        | 176         | 9.8         | -2.2          |

| <b>ASSIST/TURNOVER RATIO</b> | <b>G</b> | <b>Ast.</b> | <b>Avg.</b> | <b>T/O</b> | <b>Avg.</b> | <b>Ratio</b> |
|------------------------------|----------|-------------|-------------|------------|-------------|--------------|
| 1. Hofstra                   | 18       | 260         | 14.4        | 176        | 9.8         | 1.5          |
| 2. George Mason              | 18       | 260         | 14.4        | 184        | 10.2        | 1.4          |
| 3. Old Dominion              | 18       | 264         | 14.7        | 205        | 11.4        | 1.3          |
| 4. VCU                       | 18       | 232         | 12.9        | 187        | 10.4        | 1.2          |
| 5. James Madison             | 18       | 262         | 14.6        | 217        | 12.1        | 1.2          |
| 6. Northeastern              | 18       | 264         | 14.7        | 224        | 12.4        | 1.2          |
| 7. William & Mary            | 18       | 240         | 13.3        | 215        | 11.9        | 1.1          |
| 8. Towson                    | 18       | 209         | 11.6        | 189        | 10.5        | 1.1          |
| 9. Drexel                    | 18       | 175         | 9.7         | 194        | 10.8        | 0.9          |
| 10. Delaware                 | 18       | 173         | 9.6         | 193        | 10.7        | 0.9          |
| 11. Georgia State            | 18       | 216         | 12.0        | 252        | 14.0        | 0.9          |
| 12. UNC Wilmington           | 18       | 193         | 10.7        | 232        | 12.9        | 0.8          |

**2010-11 Colonial Athletic Association Men  
CONFERENCE BASKETBALL STATISTICS  
FINAL (Conference games only)**

| <b>OFFENSIVE REBOUNDS</b> | <b>G</b> | <b>No.</b> | <b>Avg/G</b> |
|---------------------------|----------|------------|--------------|
| 1. Old Dominion           | 18       | 282        | 15.7         |
| 2. Drexel                 | 18       | 239        | 13.3         |
| 3. Georgia State          | 18       | 225        | 12.5         |
| 4. UNC Wilmington         | 18       | 201        | 11.2         |
| 5. VCU                    | 18       | 194        | 10.8         |
| 6. George Mason           | 18       | 185        | 10.3         |
| 7. James Madison          | 18       | 184        | 10.2         |
| 8. Northeastern           | 18       | 174        | 9.7          |
| 9. Towson                 | 18       | 173        | 9.6          |
| 10. Delaware              | 18       | 171        | 9.5          |
| 11. Hofstra               | 18       | 160        | 8.9          |
| 12. William & Mary        | 18       | 127        | 7.1          |

| <b>DEFENSIVE REBOUNDS</b> | <b>G</b> | <b>No.</b> | <b>Avg/G</b> |
|---------------------------|----------|------------|--------------|
| 1. Drexel                 | 18       | 460        | 25.6         |
| 2. George Mason           | 18       | 443        | 24.6         |
| 3. James Madison          | 18       | 439        | 24.4         |
| 4. Old Dominion           | 18       | 432        | 24.0         |
| 5. Delaware               | 18       | 420        | 23.3         |
| 6. William & Mary         | 18       | 412        | 22.9         |
| 7. Hofstra                | 18       | 411        | 22.8         |
| 8. UNC Wilmington         | 18       | 410        | 22.8         |
| 9. Georgia State          | 18       | 397        | 22.1         |
| 10. VCU                   | 18       | 358        | 19.9         |
| 11. Towson                | 18       | 349        | 19.4         |
| 12. Northeastern          | 18       | 346        | 19.2         |

| <b>DEFENSIVE REB PCT.</b> | <b>G</b> | <b>D-Reb</b> | <b>Opp. OR</b> | <b>D-Reb%</b> |
|---------------------------|----------|--------------|----------------|---------------|
| 1. Drexel                 | 18       | 460          | 149            | .755          |
| 2. Old Dominion           | 18       | 432          | 159            | .731          |
| 3. James Madison          | 18       | 439          | 163            | .729          |
| 4. George Mason           | 18       | 443          | 201            | .688          |
| 5. William & Mary         | 18       | 412          | 193            | .681          |
| 6. Delaware               | 18       | 420          | 200            | .677          |
| 7. Georgia State          | 18       | 397          | 197            | .668          |
| 8. UNC Wilmington         | 18       | 410          | 217            | .654          |
| 9. VCU                    | 18       | 358          | 199            | .643          |
| 10. Towson                | 18       | 349          | 200            | .636          |
| 11. Hofstra               | 18       | 411          | 237            | .634          |
| 12. Northeastern          | 18       | 346          | 200            | .634          |

| <b>OFFENSIVE REB PCT.</b> | <b>G</b> | <b>O-Reb</b> | <b>Opp. DR</b> | <b>O-Reb%</b> |
|---------------------------|----------|--------------|----------------|---------------|
| 1. Old Dominion           | 18       | 282          | 348            | .448          |
| 2. Drexel                 | 18       | 239          | 427            | .359          |
| 3. Georgia State          | 18       | 225          | 410            | .354          |
| 4. UNC Wilmington         | 18       | 201          | 396            | .337          |
| 5. George Mason           | 18       | 185          | 386            | .324          |
| 6. Northeastern           | 18       | 174          | 371            | .319          |
| 7. VCU                    | 18       | 194          | 420            | .316          |
| 8. James Madison          | 18       | 184          | 404            | .313          |
| 9. Towson                 | 18       | 173          | 423            | .290          |
| 10. Delaware              | 18       | 171          | 442            | .279          |
| 11. Hofstra               | 18       | 160          | 434            | .269          |
| 12. William & Mary        | 18       | 127          | 416            | .234          |

| <b>3-POINT FG MADE</b> | <b>G</b> | <b>No.</b> | <b>Avg/G</b> |
|------------------------|----------|------------|--------------|
| 1. William & Mary      | 18       | 150        | 8.3          |
| 2. VCU                 | 18       | 139        | 7.7          |
| 3. George Mason        | 18       | 124        | 6.9          |
| 4. Hofstra             | 18       | 118        | 6.6          |
| 5. James Madison       | 18       | 114        | 6.3          |
| 6. Towson              | 18       | 112        | 6.2          |
| 7. UNC Wilmington      | 18       | 110        | 6.1          |
| Northeastern           | 18       | 110        | 6.1          |
| 9. Delaware            | 18       | 105        | 5.8          |
| 10. Georgia State      | 18       | 99         | 5.5          |
| 11. Old Dominion       | 18       | 82         | 4.6          |
| 12. Drexel             | 18       | 51         | 2.8          |

**2010-11 Colonial Athletic Association Men  
CONFERENCE BASKETBALL STATISTICS  
FINAL (Conference games only)**

| Team           | Conference | Pct. | PF   | PA   | Overall | Pct. | PF   | PA   | Current unbeaten streak |
|----------------|------------|------|------|------|---------|------|------|------|-------------------------|
| George Mason   | 16-2       | .889 | 74.6 | 60.8 | 16-2    | .889 | 74.6 | 60.8 | George Mason -- 14      |
| Hofstra        | 14-4       | .778 | 73.3 | 69.7 | 14-4    | .778 | 73.3 | 69.7 | Hofstra -- 6            |
| Old Dominion   | 14-4       | .778 | 63.0 | 55.8 | 14-4    | .778 | 63.0 | 55.8 | Old Dominion -- 5       |
| VCU            | 12-6       | .667 | 69.2 | 65.8 | 12-6    | .667 | 69.2 | 65.8 | Drexel -- 2             |
| Drexel         | 11-7       | .611 | 59.6 | 58.9 | 11-7    | .611 | 59.6 | 58.9 | James Madison -- 1      |
| James Madison  | 10-8       | .556 | 71.8 | 68.8 | 10-8    | .556 | 71.8 | 68.8 | Northeastern -- 1       |
| Delaware       | 8-10       | .444 | 62.4 | 66.5 | 8-10    | .444 | 62.4 | 66.5 |                         |
| UNC Wilmington | 7-11       | .389 | 64.3 | 68.5 | 7-11    | .389 | 64.3 | 68.5 |                         |
| Northeastern   | 6-12       | .333 | 66.4 | 70.2 | 6-12    | .333 | 66.4 | 70.2 |                         |
| Georgia State  | 6-12       | .333 | 60.2 | 65.2 | 6-12    | .333 | 60.2 | 65.2 |                         |
| William & Mary | 4-14       | .222 | 65.3 | 69.7 | 4-14    | .222 | 65.3 | 69.7 |                         |
| Towson         | 0-18       | .000 | 64.9 | 75.2 | 0-18    | .000 | 64.9 | 75.2 |                         |

| TEAM SUMMARIES | G  | PF-PA     | Avg score | Margin | FG-FGA   | Pct. | 3FG-FGA | Pct. | FT-FTA  | Pct. | RebF | RebA | Margin |
|----------------|----|-----------|-----------|--------|----------|------|---------|------|---------|------|------|------|--------|
| Delaware       | 18 | 1124-1197 | 62.4-66.5 | -4.1   | 380-938  | .405 | 105-290 | .362 | 259-360 | .719 | 591  | 642  | -2.8   |
| Drexel         | 18 | 1073-1060 | 59.6-58.9 | +0.7   | 388-979  | .396 | 51-186  | .274 | 246-378 | .651 | 699  | 576  | +6.8   |
| George Mason   | 18 | 1342-1095 | 74.6-60.8 | +13.7  | 467-971  | .481 | 124-290 | .428 | 284-406 | .700 | 628  | 587  | +2.3   |
| Georgia State  | 18 | 1083-1173 | 60.2-65.2 | -5.0   | 399-980  | .407 | 99-295  | .336 | 186-296 | .628 | 622  | 607  | +0.8   |
| Hofstra        | 18 | 1319-1255 | 73.3-69.7 | +3.6   | 460-1015 | .453 | 118-340 | .347 | 281-348 | .807 | 571  | 671  | -5.6   |
| James Madison  | 18 | 1293-1239 | 71.8-68.8 | +3.0   | 464-1004 | .462 | 114-299 | .381 | 251-339 | .740 | 623  | 567  | +3.1   |
| Northeastern   | 18 | 1196-1263 | 66.4-70.2 | -3.7   | 430-930  | .462 | 110-290 | .379 | 226-297 | .761 | 520  | 571  | -2.8   |
| Old Dominion   | 18 | 1134-1005 | 63.0-55.8 | +7.2   | 412-980  | .420 | 82-273  | .300 | 228-330 | .691 | 714  | 507  | +11.5  |
| Towson         | 18 | 1168-1353 | 64.9-75.2 | -10.3  | 419-968  | .433 | 112-309 | .362 | 218-310 | .703 | 522  | 623  | -5.6   |
| UNC Wilmington | 18 | 1158-1233 | 64.3-68.5 | -4.2   | 418-961  | .435 | 110-319 | .345 | 212-296 | .716 | 611  | 613  | -0.1   |
| VCU            | 18 | 1246-1184 | 69.2-65.8 | +3.4   | 407-974  | .418 | 139-411 | .338 | 293-377 | .777 | 552  | 619  | -3.7   |
| William & Mary | 18 | 1175-1254 | 65.3-69.7 | -4.4   | 396-891  | .444 | 150-404 | .371 | 233-321 | .726 | 539  | 609  | -3.9   |

| ATTENDANCE     | Home       | Average | Away       | Average | Neutral | Average | Total      | Average |
|----------------|------------|---------|------------|---------|---------|---------|------------|---------|
| Delaware       | 9-21952    | 2439    | 9-30125    | 3347    | 0-0     | 0       | 18-52077   | 2893    |
| Drexel         | 9-18799    | 2089    | 9-39078    | 4342    | 0-0     | 0       | 18-57877   | 3215    |
| George Mason   | 9-57591    | 6399    | 9-35372    | 3930    | 0-0     | 0       | 18-92963   | 5165    |
| Georgia State  | 9-8716     | 968     | 9-34029    | 3781    | 0-0     | 0       | 18-42745   | 2375    |
| Hofstra        | 9-28735    | 3193    | 9-27960    | 3107    | 0-0     | 0       | 18-56695   | 3150    |
| James Madison  | 9-35951    | 3995    | 9-38032    | 4226    | 0-0     | 0       | 18-73983   | 4110    |
| Northeastern   | 9-20067    | 2230    | 9-37716    | 4191    | 0-0     | 0       | 18-57783   | 3210    |
| Old Dominion   | 9-70776    | 7864    | 9-35780    | 3976    | 0-0     | 0       | 18-106556  | 5920    |
| Towson         | 9-11555    | 1284    | 9-27466    | 3052    | 0-0     | 0       | 18-39021   | 2168    |
| UNC Wilmington | 9-34952    | 3884    | 9-31198    | 3466    | 0-0     | 0       | 18-66150   | 3675    |
| VCU            | 9-62784    | 6976    | 9-28673    | 3186    | 0-0     | 0       | 18-91457   | 5081    |
| William & Mary | 9-25333    | 2815    | 9-31782    | 3531    | 0-0     | 0       | 18-57115   | 3173    |
| Totals         | 108-397211 | 3678    | 108-397211 | 3678    | 0-0     | 0       | 216-794422 | 3678    |

**2010-11 Colonial Athletic Association Men  
INDIVIDUAL BASKETBALL STATISTICS  
FINAL (Conference games only)**

To be ranked, a player must appear in at least 75.0% of their team's games.

| <b>SCORING</b>              |    |    |     |     |     |     | <b>REBOUNDING</b> |                              |    |    |     |     |       |       |
|-----------------------------|----|----|-----|-----|-----|-----|-------------------|------------------------------|----|----|-----|-----|-------|-------|
|                             | Cl | G  | FG  | 3FG | FT  | Pts | Avg/G             |                              | Cl | G  | Off | Def | Total | Avg/G |
| 1. Jenkins, Charles-Hofstra | Sr | 18 | 139 | 40  | 104 | 422 | 23.4              | 1. Bowles, Denzel-JMU        | Sr | 18 | 48  | 128 | 176   | 9.8   |
| 2. Bowles, Denzel-JMU       | Sr | 18 | 134 | 0   | 75  | 343 | 19.1              | 2. Hassell, Frank-ODU        | Sr | 18 | 72  | 101 | 173   | 9.6   |
| 3. Tomko, Chad-UNCW         | Sr | 18 | 113 | 48  | 62  | 336 | 18.7              | 3. Givens, Samme-Drexel      | Jr | 18 | 47  | 120 | 167   | 9.3   |
| 4. Allen,Chaisson-NU        | Sr | 16 | 89  | 36  | 57  | 271 | 16.9              | 4. Rendleman, Keith-UNCW     | So | 18 | 66  | 86  | 152   | 8.4   |
| 5. Long, Cam-Mason          | Sr | 18 | 100 | 29  | 60  | 289 | 16.1              | 5. McCoy, Daryl-Drexel       | So | 18 | 49  | 94  | 143   | 7.9   |
| 6. Hassell, Frank-ODU       | Sr | 18 | 111 | 0   | 64  | 286 | 15.9              | 6. Ruffin, Dartaye-Drexel    | Fr | 18 | 59  | 80  | 139   | 7.7   |
| 7. Moore, Mike-Hofstra      | Jr | 18 | 92  | 36  | 64  | 284 | 15.8              | 7. Imes, David-Hofstra       | So | 18 | 38  | 93  | 131   | 7.3   |
| 8. Carter, Jawan-Delaware   | Sr | 18 | 76  | 45  | 87  | 284 | 15.8              | 8. Pearson, Ryan-Mason       | Jr | 18 | 33  | 97  | 130   | 7.2   |
| 9. McDowell,Quinn-W&M       | Jr | 18 | 90  | 38  | 64  | 282 | 15.7              | 9. Skeen, Jamie-VCU          | Sr | 17 | 43  | 77  | 120   | 7.1   |
| 10. Pearson, Ryan-Mason     | Jr | 18 | 96  | 13  | 73  | 278 | 15.4              | 10. Philmore, Isaiah-Towson  | So | 18 | 41  | 84  | 125   | 6.9   |
| 11. Saddler, Devon-Delaware | Fr | 18 | 100 | 20  | 58  | 278 | 15.4              | 11. Finney, Ben-ODU          | Sr | 18 | 60  | 62  | 122   | 6.8   |
| 12. Philmore, Isaiah-Towson | So | 18 | 97  | 14  | 61  | 269 | 14.9              | 12. Hagins, Janelle-Delaware | So | 16 | 29  | 79  | 108   | 6.8   |
| 13. Skeen, Jamie-VCU        | Sr | 17 | 84  | 13  | 73  | 254 | 14.9              | 13. Dupree, Braxton-Towson   | Jr | 17 | 39  | 75  | 114   | 6.7   |
| 14. Rendleman, Keith-UNCW   | So | 18 | 100 | 0   | 35  | 235 | 13.1              | 14. Allen,Chaisson-NU        | Sr | 16 | 25  | 79  | 104   | 6.5   |
| 15. Smith,Joel-NU           | So | 18 | 82  | 49  | 19  | 232 | 12.9              | 15. Tomko, Chad-UNCW         | Sr | 18 | 10  | 104 | 114   | 6.3   |
| 16. Burgess,Bradford-VCU    | Jr | 18 | 78  | 23  | 51  | 230 | 12.8              | 16. McNeil, Kelvin-Delaware  | So | 18 | 30  | 82  | 112   | 6.2   |
| 17. Fouch, Chris-Drexel     | So | 18 | 83  | 23  | 39  | 228 | 12.7              | 17. Burgess,Bradford-VCU     | Jr | 18 | 39  | 70  | 109   | 6.1   |
| 18. Bazemore, Kent-ODU      | Jr | 18 | 79  | 19  | 49  | 226 | 12.6              | 18. Kitts, Marcus-W&M        | Sr | 18 | 33  | 75  | 108   | 6.0   |
| 19. Lee,Jonathan-NU         | So | 18 | 76  | 19  | 53  | 224 | 12.4              | 19. Cooper, Chris-ODU        | Jr | 18 | 44  | 62  | 106   | 5.9   |
| 20. Wells, Julius-JMU       | Jr | 18 | 70  | 40  | 38  | 218 | 12.1              | 20. Goins, Rayshawn-JMU      | Jr | 17 | 38  | 59  | 97    | 5.7   |
| 21. Britt, Brandon-W&M      | Fr | 18 | 65  | 24  | 63  | 217 | 12.1              |                              |    |    |     |     |       |       |
| 22. Brown, Josh-Towson      | Sr | 18 | 77  | 32  | 23  | 209 | 11.6              |                              |    |    |     |     |       |       |
| 23. Polk, Rashawn-Towson    | Jr | 18 | 74  | 32  | 25  | 205 | 11.4              |                              |    |    |     |     |       |       |
| 24. Givens, Samme-Drexel    | Jr | 18 | 77  | 0   | 50  | 204 | 11.3              |                              |    |    |     |     |       |       |
| 25. Rodriguez,Joey-VCU      | Sr | 18 | 59  | 33  | 48  | 199 | 11.1              |                              |    |    |     |     |       |       |
| 26. Hancock, Luke-Mason     | So | 18 | 60  | 11  | 58  | 189 | 10.5              |                              |    |    |     |     |       |       |
| 27. Dupree, Braxton-Towson  | Jr | 17 | 69  | 0   | 40  | 178 | 10.5              |                              |    |    |     |     |       |       |
| 28. Moore, Devon-JMU        | So | 18 | 63  | 9   | 52  | 187 | 10.4              |                              |    |    |     |     |       |       |
| 29. Ruffin, Dartaye-Drexel  | Fr | 18 | 63  | 0   | 47  | 173 | 9.6               |                              |    |    |     |     |       |       |
| 30. Cornelius, Andre-Mason  | Jr | 18 | 54  | 32  | 28  | 168 | 9.3               |                              |    |    |     |     |       |       |

| <b>FIELD GOAL PCT</b>       |    |    |     |     |      | <b>ASSISTS</b>              |    |    |     |       |
|-----------------------------|----|----|-----|-----|------|-----------------------------|----|----|-----|-------|
|                             | Cl | G  | FGM | FGA | Pct. |                             | Cl | G  | No. | Avg/G |
| 1. Rendleman, Keith-UNCW    | So | 18 | 100 | 167 | .599 | 1. Jenkins, Charles-Hofstra | Sr | 18 | 95  | 5.3   |
| 2. Bowles, Denzel-JMU       | Sr | 18 | 134 | 240 | .558 | 2. Hancock, Luke-Mason      | So | 18 | 79  | 4.4   |
| 3. Hassell, Frank-ODU       | Sr | 18 | 111 | 199 | .558 | 3. Moore, Devon-JMU         | So | 18 | 77  | 4.3   |
| 4. Skeen, Jamie-VCU         | Sr | 17 | 84  | 162 | .519 | 4. Tomko, Chad-UNCW         | Sr | 18 | 76  | 4.2   |
| 5. Pearson, Ryan-Mason      | Jr | 18 | 96  | 187 | .513 | 5. Allen,Chaisson-NU        | Sr | 16 | 65  | 4.1   |
| 6. Long, Cam-Mason          | Sr | 18 | 100 | 195 | .513 | 6. Rodriguez,Joey-VCU       | Sr | 18 | 72  | 4.0   |
| 7. Lee,Jonathan-NU          | So | 18 | 76  | 152 | .500 | 7. James, Darius-ODU        | Sr | 18 | 64  | 3.6   |
| 8. Jenkins, Charles-Hofstra | Sr | 18 | 139 | 280 | .496 | 8. Finney, Ben-ODU          | Sr | 18 | 61  | 3.4   |
| 9. Saddler, Devon-Delaware  | Fr | 18 | 100 | 207 | .483 | 9. Morris, Brian-Towson     | Sr | 18 | 61  | 3.4   |
| 10. Smith,Joel-NU           | So | 18 | 82  | 171 | .480 | 10. Kelleher, Brad-Hofstra  | Sr | 17 | 57  | 3.4   |
| 11. Bazemore, Kent-ODU      | Jr | 18 | 79  | 166 | .476 | 11. Bazemore, Kent-ODU      | Jr | 18 | 57  | 3.2   |
| 12. McDowell,Quinn-W&M      | Jr | 18 | 90  | 191 | .471 | 12. Lee,Jonathan-NU         | So | 18 | 56  | 3.1   |
| 13. Burgess,Bradford-VCU    | Jr | 18 | 78  | 166 | .470 | 13. Fields, James-GSU       | Jr | 18 | 56  | 3.1   |
| 14. Givens, Samme-Drexel    | Jr | 18 | 77  | 164 | .470 | 14. Massenat, Frantz-Drexel | Fr | 18 | 54  | 3.0   |
| 15. Philmore, Isaiah-Towson | So | 18 | 97  | 212 | .458 | 15. Long, Cam-Mason         | Sr | 18 | 51  | 2.8   |

**2010-11 Colonial Athletic Association Men  
INDIVIDUAL BASKETBALL STATISTICS  
FINAL (Conference games only)**

| <b>FREE THROW PCT</b>        |    |    |     |     |      |
|------------------------------|----|----|-----|-----|------|
|                              | Cl | G  | FTM | FTA | Pct. |
| 1. Carter, Jawan-Delaware    | Sr | 18 | 87  | 96  | .906 |
| 2. Rodriguez,Joey-VCU        | Sr | 18 | 48  | 54  | .889 |
| 3. Moore, Mike-Hofstra       | Jr | 18 | 64  | 73  | .877 |
| 4. Wells, Julius-JMU         | Jr | 18 | 38  | 44  | .864 |
| 5. McDowell,Quinn-W&M        | Jr | 18 | 64  | 75  | .853 |
| 6. Hancock, Luke-Mason       | So | 18 | 58  | 68  | .853 |
| 7. Burgess,Bradford-VCU      | Jr | 18 | 51  | 60  | .850 |
| 8. Semenov, Andrey-JMU       | So | 17 | 36  | 43  | .837 |
| 9. Lee,Jonathan-NU           | So | 18 | 53  | 64  | .828 |
| 10. Tomko, Chad-UNCW         | Sr | 18 | 62  | 75  | .827 |
| 11. Jenkins, Charles-Hofstra | Sr | 18 | 104 | 126 | .825 |
| 12. Philmore, Isaiah-Towson  | So | 18 | 61  | 74  | .824 |
| 13. Long, Cam-Mason          | Sr | 18 | 60  | 75  | .800 |
| 14. Britt, Brandon-W&M       | Fr | 18 | 63  | 80  | .788 |
| 15. Moore, Devon-JMU         | So | 18 | 52  | 68  | .765 |

| <b>3-POINT FG PCT</b>        |    |    |     |     |      |
|------------------------------|----|----|-----|-----|------|
|                              | Cl | G  | 3FG | FGA | Pct. |
| 1. Long, Cam-Mason           | Sr | 18 | 29  | 61  | .475 |
| 2. Smith,Joel-NU             | So | 18 | 49  | 110 | .445 |
| 3. Boatner, Julian-W&M       | Fr | 18 | 43  | 97  | .443 |
| 4. Brown, Josh-Towson        | Sr | 18 | 32  | 74  | .432 |
| 5. Maynor, Javonte-GSU       | Fr | 18 | 36  | 86  | .419 |
| 6. Hitchens, Humpty-JMU      | Jr | 18 | 38  | 91  | .418 |
| 7. McDowell,Quinn-W&M        | Jr | 18 | 38  | 93  | .409 |
| 8. Tomko, Chad-UNCW          | Sr | 18 | 48  | 120 | .400 |
| 9. Cornelius, Andre-Mason    | Jr | 18 | 32  | 80  | .400 |
| 10. Wells, Julius-JMU        | Jr | 18 | 40  | 101 | .396 |
| 11. Jenkins, Charles-Hofstra | Sr | 18 | 40  | 101 | .396 |
| 12. Carter, Jawan-Delaware   | Sr | 18 | 45  | 120 | .375 |
| 13. Allen,Chaisson-NU        | Sr | 16 | 36  | 96  | .375 |
| 14. Moore, Mike-Hofstra      | Jr | 18 | 36  | 102 | .353 |
| 15. Curry, Dante-GSU         | Sr | 16 | 29  | 86  | .337 |

| <b>BLOCKED SHOTS</b>        |    |    |     |       |
|-----------------------------|----|----|-----|-------|
|                             | Cl | G  | No. | Avg/G |
| 1. Hagins, Janelle-Delaware | So | 16 | 44  | 2.8   |
| 2. Washington, Greg-Hofstra | Sr | 18 | 47  | 2.6   |
| 3. Kitts, Marcus-W&M        | Sr | 18 | 38  | 2.1   |
| 4. Bowles, Denzel-JMU       | Sr | 18 | 33  | 1.8   |
| 5. Buckner, Eric-GSU        | Jr | 18 | 26  | 1.4   |
| 6. Vincent, James-GSU       | So | 18 | 26  | 1.4   |
| 7. Dupree, Braxton-Towson   | Jr | 17 | 22  | 1.3   |
| 8. Givens, Samme-Drexel     | Jr | 18 | 19  | 1.1   |
| 9. Hassell, Frank-ODU       | Sr | 18 | 18  | 1.0   |
| 10. Cooper, Chris-ODU       | Jr | 18 | 17  | 0.9   |
| 11. Morrison, Mike-Mason    | Jr | 18 | 17  | 0.9   |
| 12. Skeen, Jamie-VCU        | Sr | 17 | 15  | 0.9   |
| 13. Semenov, Andrey-JMU     | So | 17 | 14  | 0.8   |
| 14. Imes, David-Hofstra     | So | 18 | 14  | 0.8   |
| 15. Pearson, Ryan-Mason     | Jr | 18 | 13  | 0.7   |
| 16. Bazemore, Kent-ODU      | Jr | 18 | 13  | 0.7   |

| <b>STEALS</b>                |    |    |           |
|------------------------------|----|----|-----------|
|                              | Cl | G  | No. Avg/G |
| 1. Bazemore, Kent-ODU        | Jr | 18 | 42 2.3    |
| 2. Allen,Chaisson-NU         | Sr | 16 | 34 2.1    |
| 3. Tomko, Chad-UNCW          | Sr | 18 | 33 1.8    |
| 4. Jenkins, Charles-Hofstra  | Sr | 18 | 29 1.6    |
| 5. Rodriguez,Joey-VCU        | Sr | 18 | 28 1.6    |
| 6. Long, Cam-Mason           | Sr | 18 | 28 1.6    |
| 7. Harris,Alex-NU            | Fr | 17 | 25 1.5    |
| 8. Finney, Ben-ODU           | Sr | 18 | 25 1.4    |
| 9. Nixon,Ed-VCU              | Sr | 18 | 23 1.3    |
| 10. Moore, Mike-Hofstra      | Jr | 18 | 23 1.3    |
| 11. Burgess,Bradford-VCU     | Jr | 18 | 23 1.3    |
| 12. Washington, Greg-Hofstra | Sr | 18 | 23 1.3    |
| 13. Fields, James-GSU        | Jr | 18 | 22 1.2    |
| 14. Polk, Rashawn-Towson     | Jr | 18 | 20 1.1    |
| 15. Brown, Kendrix-W&M       | Jr | 16 | 17 1.1    |

| <b>3-POINT FG MADE</b>      |    |    |           |
|-----------------------------|----|----|-----------|
|                             | Cl | G  | 3FG Avg/G |
| 1. Smith,Joel-NU            | So | 18 | 49 2.7    |
| 2. Tomko, Chad-UNCW         | Sr | 18 | 48 2.7    |
| 3. Carter, Jawan-Delaware   | Sr | 18 | 45 2.5    |
| 4. Boatner, Julian-W&M      | Fr | 18 | 43 2.4    |
| 5. Allen,Chaisson-NU        | Sr | 16 | 36 2.3    |
| 6. Wells, Julius-JMU        | Jr | 18 | 40 2.2    |
| 7. Jenkins, Charles-Hofstra | Sr | 18 | 40 2.2    |
| 8. McDowell,Quinn-W&M       | Jr | 18 | 38 2.1    |
| 9. Hitchens, Humpty-JMU     | Jr | 18 | 38 2.1    |
| 10. Moore, Mike-Hofstra     | Jr | 18 | 36 2.0    |
| 11. Maynor, Javonte-GSU     | Fr | 18 | 36 2.0    |
| 12. Rodriguez,Joey-VCU      | Sr | 18 | 33 1.8    |
| 13. Curry, Dante-GSU        | Sr | 16 | 29 1.8    |
| 14. Brown, Josh-Towson      | Sr | 18 | 32 1.8    |
| 15. Polk, Rashawn-Towson    | Jr | 18 | 32 1.8    |
| 16. Cornelius, Andre-Mason  | Jr | 18 | 32 1.8    |

| <b>ASSIST/TURNOVER RATIO</b> |    |    |      |           |
|------------------------------|----|----|------|-----------|
|                              | Cl | G  | Ast. | T/O Ratio |
| 1. James, Darius-ODU         | Sr | 18 | 64   | 26 2.5    |
| 2. Jenkins, Charles-Hofstra  | Sr | 18 | 95   | 39 2.4    |
| 3. Hancock, Luke-Mason       | So | 18 | 79   | 36 2.2    |
| 4. Kelleher, Brad-Hofstra    | Sr | 17 | 57   | 26 2.2    |
| 5. Morris, Brian-Towson      | Sr | 18 | 61   | 28 2.2    |
| 6. Allen,Chaisson-NU         | Sr | 16 | 65   | 31 2.1    |
| 7. Moore, Devon-JMU          | So | 18 | 77   | 38 2.0    |
| 8. Rodriguez,Joey-VCU        | Sr | 18 | 72   | 37 1.9    |
| 9. Finney, Ben-ODU           | Sr | 18 | 61   | 32 1.9    |
| 10. Massenat, Frantz-Drexel  | Fr | 18 | 54   | 29 1.9    |
| 11. Tomko, Chad-UNCW         | Sr | 18 | 76   | 53 1.4    |
| 12. Fields, James-GSU        | Jr | 18 | 56   | 41 1.4    |
| 13. Bazemore, Kent-ODU       | Jr | 18 | 57   | 45 1.3    |
| 14. Lee,Jonathan-NU          | So | 18 | 56   | 56 1.0    |

**2010-11 Colonial Athletic Association Men  
INDIVIDUAL BASKETBALL STATISTICS  
FINAL (Conference games only)**

| <b>OFFENSIVE REBOUNDS</b>   | <b>Cl</b> | <b>G</b> | <b>No.</b> | <b>Avg/G</b> |
|-----------------------------|-----------|----------|------------|--------------|
| 1. Hassell, Frank-ODU       | Sr        | 18       | 72         | 4.0          |
| 2. Rendleman, Keith-UNCW    | So        | 18       | 66         | 3.7          |
| 3. Finney, Ben-ODU          | Sr        | 18       | 60         | 3.3          |
| 4. Ruffin, Dartaye-Drexel   | Fr        | 18       | 59         | 3.3          |
| 5. McCoy, Daryl-Drexel      | So        | 18       | 49         | 2.7          |
| 6. Bowles, Denzel-JMU       | Sr        | 18       | 48         | 2.7          |
| 7. Givens, Samme-Drexel     | Jr        | 18       | 47         | 2.6          |
| 8. Skeen, Jamie-VCU         | Sr        | 17       | 43         | 2.5          |
| 9. Cooper, Chris-ODU        | Jr        | 18       | 44         | 2.4          |
| 10. Dupree, Braxton-Towson  | Jr        | 17       | 39         | 2.3          |
| 11. Philmore, Isaiah-Towson | So        | 18       | 41         | 2.3          |
| 12. Goins, Rayshawn-JMU     | Jr        | 17       | 38         | 2.2          |
| 13. Burgess, Bradford-VCU   | Jr        | 18       | 39         | 2.2          |
| Buckner, Eric-GSU           | Jr        | 18       | 39         | 2.2          |
| 15. Imes, David-Hofstra     | So        | 18       | 38         | 2.1          |

| <b>DEFENSIVE REBOUNDS</b>   | <b>Cl</b> | <b>G</b> | <b>No.</b> | <b>Avg/G</b> |
|-----------------------------|-----------|----------|------------|--------------|
| 1. Bowles, Denzel-JMU       | Sr        | 18       | 128        | 7.1          |
| 2. Givens, Samme-Drexel     | Jr        | 18       | 120        | 6.7          |
| 3. Tomko, Chad-UNCW         | Sr        | 18       | 104        | 5.8          |
| 4. Hassell, Frank-ODU       | Sr        | 18       | 101        | 5.6          |
| 5. Pearson, Ryan-Mason      | Jr        | 18       | 97         | 5.4          |
| 6. McCoy, Daryl-Drexel      | So        | 18       | 94         | 5.2          |
| 7. Imes, David-Hofstra      | So        | 18       | 93         | 5.2          |
| 8. Hagins, Jamelle-Delaware | So        | 16       | 79         | 4.9          |
| Allen, Chaisson-NU          | Sr        | 16       | 79         | 4.9          |
| 10. Rendleman, Keith-UNCW   | So        | 18       | 86         | 4.8          |
| 11. Philmore, Isaiah-Towson | So        | 18       | 84         | 4.7          |
| 12. McNeil, Kelvin-Delaware | So        | 18       | 82         | 4.6          |
| 13. Skeen, Jamie-VCU        | Sr        | 17       | 77         | 4.5          |
| 14. Ruffin, Dartaye-Drexel  | Fr        | 18       | 80         | 4.4          |
| 15. Dupree, Braxton-Towson  | Jr        | 17       | 75         | 4.4          |

| <b>MINUTES PLAYED</b>       | <b>Cl</b> | <b>G</b> | <b>No.</b> | <b>Avg/G</b> |
|-----------------------------|-----------|----------|------------|--------------|
| 1. Allen, Chaisson-NU       | Sr        | 16       | 604        | 37.8         |
| 2. Jenkins, Charles-Hofstra | Sr        | 18       | 671        | 37.3         |
| 3. Philmore, Isaiah-Towson  | So        | 18       | 656        | 36.4         |
| 4. Carter, Jawan-Delaware   | Sr        | 18       | 653        | 36.3         |
| Tomko, Chad-UNCW            | Sr        | 18       | 653        | 36.3         |
| 6. Moore, Mike-Hofstra      | Jr        | 18       | 632        | 35.1         |
| 7. Burgess, Bradford-VCU    | Jr        | 18       | 629        | 34.9         |
| 8. McDowell, Quinn-W&M      | Jr        | 18       | 614        | 34.1         |
| 9. Saddler, Devon-Delaware  | Fr        | 18       | 613        | 34.1         |
| 10. Bowles, Denzel-JMU      | Sr        | 18       | 608        | 33.8         |

## CAA STATISTICAL LISTS

**40+ POINT GAMES**

Denzel Bowles, James Madison 1  
Charles Jenkins, Hofstra 1

**30+ POINT GAMES**

Charles Jenkins, Hofstra 4  
Denzel Bowles, James Madison 2  
Quinn McDowell, William & Mary 2  
Chris Fouch, Drexel 1  
Ahmad Grant, UNC Wilmington 1  
Cam Long, George Mason 1  
Brandon McGee, Georgia State 1  
Isaiah Philmore, Towson 1  
Jamie Skeen, VCU 1  
Chad Tomko, UNC Wilmington 1

**20+ POINT GAMES**

Charles Jenkins, Hofstra 23  
Denzel Bowles, James Madison 15  
Jawan Carter, Delaware 13  
Chaiison Allen Northeastern 10  
Chad Tomko, UNC Wilmington 10  
Cam Long, George Mason 8  
Quinn McDowell, William & Mary 8  
Isaiah Philmore, Towson 8  
Jamie Skeen, VCU 8  
Bradford Burgess, VCU 7  
Chris Fouch, Drexel 7  
Frank Hassell, Old Dominion 7  
Mike Moore, Hofstra 6  
Braxton Dupree, Towson 5  
Brandon Rozzell, VCU 5  
Jonathan Lee, Northeastern 4  
Devon Saddler, Delaware 4  
Kent Bazemore, Old Dominion 3  
Brandon Britt, William & Mary 3  
Eric Buckner, Georgia State 3  
Andre Cornelius, George Mason 3  
Trevor Deloach, UNC Wilmington 3  
Samme Givens, Drexel 3  
Ryan Pearson, George Mason 3  
Keith Rendleman, UNC Wilmington 3  
Joey Rodriguez, VCU 3  
Rob Brandenburg, VCU 2  
Josh Brown, Towson 2  
Gerald Colds, Drexel 2  
Dante Curry, Georgia State 2  
Rayshawn Goins, James Madison 2  
Ahmad Grant, UNC Wilmington 2  
Brandon McGee, Georgia State 2  
RaShawn Polk, Towson 2  
Andrey Semenov, James Madison 2  
Julius Wells, James Madison 2  
Julian Boatner, William & Mary 1  
Alphonso Dawson, Delaware 1  
Troy Franklin, Towson 1  
Kyle Gaillard, William & Mary 1  
David Imes, Hofstra 1  
Marcus Kitts, William & Mary 1  
Dinko Marshavelski, Northeastern 1  
Javonte Maynor, Georgia State 1  
Tanner Milson, UNC Wilmington 1  
Devon Moore, James Madison 1  
Brian Morris, Towson 1  
Joel Smith, Northeastern 1  
Derrick Thomas, Drexel 1

**10+ REBOUND GAMES**

Frank Hassell, Old Dominion 18  
Samme Givens, Drexel 17  
Denzel Bowles, James Madison 14  
Braxton Dupree, Towson 10  
Rayshawn Goins, James Madison 9  
Keith Rendleman, UNC Wilmington 9  
Dartaye Ruffin, Drexel 8  
Jamie Skeen, VCU 8  
Ben Finney, Old Dominion 7  
David Imes, Hofstra 7  
Daryl McCoy, Drexel 7  
Ryan Pearson, George Mason 6  
Isaiah Philmore, Towson 6  
Jamelle Hagins, Delaware 5  
Chaiison Allen, Northeastern 4  
Bradford Burgess, VCU 4  
Mike Moore, Hofstra 4  
Eric Buckner, Georgia State 3  
Chris Cooper, Old Dominion 3  
Trevor Deloach, UNC Wilmington 3  
Quinn McDowell, William & Mary 3  
Brandon McGee, Georgia State 3  
Chad Tomko, UNC Wilmington 3  
Jihad Ali, Georgia State 2  
Kent Bazemore, Old Dominion 2  
Kauri Black, Northeastern 2  
Josh Brinkley, Delaware 2  
Marcus Kitts, William & Mary 2  
Greg Washington, Hofstra 2  
Keyon Carter, Old Dominion 1  
Harold Doby, Georgia State 1  
Kyle Gaillard, William & Mary 1  
Malcolm Hawkins, Delaware 1  
Cam Long, George Mason 1  
Kelvin McNeil, Delaware 1  
Shemiye McLendon, Hofstra 1  
Donte Morales, UNC Wilmington 1  
Brian Morris, Towson 1  
Mike Morrison, George Mason 1  
Stephen Nwaukoni, Hofstra 1  
Andrey Semenov, James Madison 1  
Toby Veal, VCU 1  
James Vincent, Georgia State 1

**DOUBLE-DOUBLES**

Frank Hassell, Old Dominion 15  
Denzel Bowles, James Madison 14  
Samme Givens, Drexel 10  
Jamie Skeen, VCU 8  
Braxton Dupree, Towson 6  
Rayshawn Goins, James Madison 6  
David Imes, Hofstra 6  
Ryan Pearson, George Mason 6  
Keith Rendleman, UNC Wilmington 5  
Dartaye Ruffin, Drexel 5  
Chaiison Allen, Northeastern 4  
Ben Finney, Old Dominion 4  
Isaiah Philmore, Towson 4  
Chad Tomko, UNC Wilmington 4  
Bradford Burgess, VCU 3  
Trevor Deloach, UNC Wilmington 3  
Jamelle Hagins, Delaware 3  
Daryl McCoy, Drexel 3  
Quinn McDowell, William & Mary 3  
Brandon McGee, Georgia State 3  
Mike Moore, Hofstra 3  
Joey Rodriguez, VCU 3  
Kent Bazemore, Old Dominion 2  
Kauri Black, Northeastern 2  
Marcus Kitts, William & Mary 2  
Eric Buckner, Georgia State 1  
Keyon Carter, Old Dominion 1  
Kelvin McNeil, Delaware 1  
Mike Morrison, George Mason 1  
Stephen Nwaukoni, Hofstra 1  
Andrey Semenov, James Madison 1  
James Vincent, Georgia State 1  
Greg Washington, Hofstra 1

**DOUBLE-FIGURE SCORING STREAKS**

Charles Jenkins, Hofstra 58  
Chad Tomko, UNC Wilmington 20  
Chaiison Allen, Northeastern 12  
Jamie Skeen, VCU 12  
Mike Moore, Hofstra 11  
Frank Hassell, Old Dominion 10  
Isaiah Philmore, Towson 10  
Devon Moore, James Madison 9

# CAA Weekly Report

# MEN'S BASKETBALL • 2010-11 FINAL

## DELAWARE (14-17, 8-10 CAA)

|       |                    |               |
|-------|--------------------|---------------|
| N. 13 | at Ohio University | L, 69-88      |
| N. 17 | at Cornell         | L, 61-75      |
| N. 19 | HOWARD             | W, 66-34      |
| N. 27 | at Lafayette       | W, 67-64      |
| D. 4  | *OLD DOMINION      | W, 75-67      |
| D. 8  | at Hampton         | W, 55-53      |
| D. 11 | DELAWARE STATE     | W, 61-50      |
| D. 18 | at Villanova       | L, 59-78      |
| D. 22 | PENN               | L, 68-78      |
| D. 29 | at Santa Clara     | W, 54-53      |
| D. 30 | vs. American       | L, 71-83      |
| J. 3  | *at George Mason   | L, 66-75      |
| J. 5  | *WILLIAM & MARY    | W, 61-48      |
| J. 8  | *at Drexel         | L, 55-68      |
| J. 12 | *at UNC Wilmington | L, 53-76      |
| J. 15 | *at Towson         | W, 66-63      |
| J. 19 | *NORTHEASTERN      | W, 54-52      |
| J. 22 | *at Georgia State  | W, 64-62      |
| J. 24 | *GEORGE MASON      | L, 49-69      |
| J. 26 | *at William & Mary | W, 59-55      |
| J. 29 | *JAMES MADISON     | L, 71-77      |
| F. 2  | *at Old Dominion   | L, 59-67      |
| F. 5  | *DREXEL            | L, 48-58      |
| F. 9  | *VCU               | L, 74-84(2ot) |
| F. 12 | *HOFSTRA           | L, 58-61      |
| F. 15 | *at Northeastern   | W, 72-66      |
| F. 19 | at Rider           | L, 86-95      |
| F. 23 | *TOWSON            | W, 80-70      |
| F. 26 | *at Hofstra        | L, 60-79      |
| M. 4  | #vs. Northeastern  | W, 60-58      |
| M. 5  | #vs. Old Dominion  | L, 50-59      |

\*CAA game # - CAA Tournament

## GEORGIA STATE (12-19, 6-12 CAA)

|       |                            |              |
|-------|----------------------------|--------------|
| N. 16 | at McNeese State           | L, 62-68     |
| N. 19 | TROY                       | W, 80-70     |
| N. 23 | UTAH VALLEY                | W, 69-56     |
| N. 27 | SAMFORD                    | L, 61-70(ot) |
| N. 30 | at Hampton                 | L, 56-60(ot) |
| D. 4  | *JAMES MADISON             | W, 64-63     |
| D. 11 | WESTERN MICHIGAN           | L, 59-61     |
| D. 18 | FLORIDA A&M                | W, 76-67     |
| D. 22 | at Georgia Southern        | L, 72-74(ot) |
| D. 29 | vs. Texas A&M-Corp Christi | W, 72-42     |
| D. 30 | at Chattanooga             | W, 81-76     |
| J. 3  | *VCU                       | W, 76-66     |
| J. 5  | *at UNC Wilmington         | L, 56-59     |
| J. 8  | *TOWSON                    | W, 73-65     |
| J. 13 | *at James Madison          | L, 67-79     |
| J. 15 | *at George Mason           | L, 51-66     |
| J. 19 | *at VCU                    | L, 54-71     |
| J. 22 | *DELAWARE                  | L, 62-64     |
| J. 24 | *at Drexel                 | L, 33-57     |
| J. 26 | *OLD DOMINION              | L, 48-51     |
| J. 29 | *at Northeastern           | L, 65-70     |
| F. 2  | *UNC WILMINGTON            | W, 63-58(ot) |
| F. 5  | *at Towson                 | W, 63-60     |
| F. 9  | *HOFSTRA                   | L, 68-79     |
| F. 12 | *NORTHEASTERN              | W, 74-71(ot) |
| F. 15 | *at Old Dominion           | L, 43-60     |
| F. 19 | at Louisiana Tech          | L, 45-51     |
| F. 23 | *at William & Mary         | L, 65-69     |
| F. 26 | GEORGE MASON               | L, 58-65     |
| M. 4  | #vs. UNC Wilmington        | W, 58-52     |
| M. 5  | #vs. George Mason          | L, 45-68     |

\* - CAA game # - CAA Tournament

## DREXEL (21-10, 11-7 CAA)

|       |                             |              |
|-------|-----------------------------|--------------|
| N. 12 | at Loyola (Md.)             | W, 75-72     |
| N. 20 | at Penn                     | W, 77-56     |
| N. 24 | at Rhode Island             | L, 68-74     |
| N. 28 | BINGHAMTON                  | W, 79-39     |
| D. 1  | SAINT JOSEPH'S              | W, 62-50     |
| D. 4  | *at Northeastern (TD Gard.) | W, 63-58     |
| D. 11 | RIDER                       | W, 71-67(ot) |
| D. 14 | at Louisville               | W, 52-46     |
| D. 18 | at St. Francis (Pa.)        | W, 61-57     |
| D. 22 | at Syracuse                 | L, 65-93     |
| D. 28 | NIAGARA                     | W, 84-39     |
| J. 3  | *HOFSTRA                    | L, 69-75     |
| J. 5  | *at VCU                     | L, 48-52     |
| J. 8  | *DELAWARE                   | W, 68-55     |
| J. 13 | *OLD DOMINION               | W, 62-57     |
| J. 15 | *at William & Mary          | L, 66-80     |
| J. 19 | *at George Mason            | L, 47-71     |
| J. 22 | *NORTHEASTERN               | W, 72-58     |
| J. 24 | *GEORGIA STATE              | W, 57-33     |
| J. 26 | *at James Madison           | L, 52-60     |
| J. 29 | *at Hofstra                 | W, 65-60     |
| F. 2  | *TOWSON                     | W, 65-59     |
| F. 5  | *at Delaware                | W, 58-48     |
| F. 9  | *JAMES MADISON              | L, 54-68     |
| F. 12 | *WILLIAM & MARY             | W, 54-52     |
| F. 15 | *at UNC Wilmington          | L, 43-51     |
| F. 18 | KENT STATE                  | W, 73-66     |
| F. 23 | *VCU                        | W, 64-60     |
| F. 26 | *at Towson                  | W, 66-63     |
| M. 4  | #vs. Towson                 | W, 75-69     |
| M. 5  | #vs. VCU                    | L, 60-62     |

\* - CAA game # - CAA Tournament

## HOFSTRA (21-12, 14-4 CAA)

|       |                      |              |
|-------|----------------------|--------------|
| N. 13 | FARMINGDALE STATE    | W, 102-62    |
| N. 18 | vs. North Carolina   | L, 63-107    |
| N. 19 | vs. Western Kentucky | L, 60-62     |
| N. 21 | vs. Nebraska         | L, 47-62     |
| N. 26 | WAGNER               | W, 67-63     |
| N. 29 | at Rider             | W, 58-48     |
| D. 4  | *TOWSON              | W, 74-62     |
| D. 8  | at Binghamton        | W, 89-85(ot) |
| D. 11 | FLORIDA ATLANTIC     | L, 59-63     |
| D. 18 | at Manhattan         | W, 71-58     |
| D. 22 | HOLY CROSS           | W, 71-56     |
| D. 29 | at Iona              | L, 62-87     |
| J. 3  | *at Drexel           | W, 75-69     |
| J. 5  | *GEORGE MASON        | W, 87-74     |
| J. 8  | *at Northeastern     | W, 76-67     |
| J. 12 | *at Towson           | W, 74-60     |
| J. 15 | *OLD DOMINION        | L, 64-75     |
| J. 19 | *UNC WILMINGTON      | W, 66-57     |
| J. 22 | *at William & Mary   | W, 67-64     |
| J. 24 | *JAMES MADISON       | W, 92-90(ot) |
| J. 27 | *at VCU              | L, 67-82     |
| J. 29 | *DREXEL              | L, 60-65     |
| F. 2  | *at George Mason     | L, 68-87     |
| F. 5  | *NORTHEASTERN        | W, 78-75     |
| F. 9  | *at Georgia State    | W, 79-68     |
| F. 12 | *at Delaware         | W, 61-58     |
| F. 15 | *WILLIAM & MARY      | W, 81-78(ot) |
| F. 19 | at Wright State      | L, 56-82     |
| F. 23 | *at UNC Wilmington   | W, 71-64     |
| F. 26 | *DELAWARE            | W, 79-60     |
| M. 5  | #vs. William & Mary  | W, 72-56     |
| M. 6  | #vs. Old Dominion    | L, 69-77     |
| M. 15 | %at Evansville       | L, 70-77     |

\* - CAA game # - CAA Tournament  
% - CBI

## GEORGE MASON (27-7, 16-2 CAA)

|       |                    |               |
|-------|--------------------|---------------|
| N. 13 | HARVARD            | W, 66-53      |
| N. 18 | vs. Charlotte      | W, 78-56      |
| N. 19 | vs. N.C. State     | L, 65-78      |
| N. 21 | vs. Wofford        | L, 79-82(ot)  |
| N. 24 | RADFORD            | W, 81-55      |
| N. 27 | FLORIDA ATLANTIC   | W, 66-51      |
| D. 1  | GEORGE WASHINGTON  | W, 60-46      |
| D. 4  | *UNC WILMINGTON    | W, 80-52      |
| D. 8  | LOYOLA (MD)        | W, 66-52      |
| D. 11 | at Liberty         | W, 84-54      |
| D. 22 | at Duquesne        | W, 85-79(2ot) |
| D. 29 | at Dayton          | L, 67-73      |
| J. 3  | *DELAWARE          | W, 75-66      |
| J. 5  | *at Hofstra        | L, 74-87      |
| J. 8  | *at Old Dominion   | L, 65-69      |
| J. 12 | *at Northeastern   | W, 86-60      |
| J. 15 | *GEORGIA STATE     | W, 66-51      |
| J. 19 | *DREXEL            | W, 71-47      |
| J. 22 | *at James Madison  | W, 75-73      |
| J. 24 | *at Delaware       | W, 69-49      |
| J. 27 | *TOWSON            | W, 84-58      |
| J. 29 | *at William & Mary | W, 85-69      |
| F. 2  | *HOFSTRA           | W, 87-68      |
| F. 5  | *OLD DOMINION      | W, 62-45      |
| F. 8  | *at UNC Wilmington | W, 78-63      |
| F. 12 | *JAMES MADISON     | W, 82-68      |
| F. 15 | at VCU             | W, 71-51      |
| F. 19 | at Northern Iowa   | W, 77-71      |
| F. 24 | *NORTHEASTERN      | W, 67-61      |
| F. 26 | *at Georgia State  | W, 65-58      |
| M. 5  | #vs. Georgia State | W, 68-45      |
| M. 6  | #vs. VCU           | L, 63-79      |
| M. 18 | \$vs. Villanova    | W, 61-57      |
| M. 20 | \$vs. Ohio State   | L, 66-98      |

\* - CAA game # - CAA Tournament  
\$ - NCAA Tournament

## JAMES MADISON (21-12, 10-8 CAA)

|       |                     |              |
|-------|---------------------|--------------|
| N. 12 | at Kansas State     | L, 61-75     |
| N. 20 | at The Citadel      | W, 74-67     |
| N. 22 | PRINCETON           | W, 65-64     |
| N. 23 | PRESBYTERIAN        | W, 65-56     |
| N. 24 | BUCKNELL            | W, 85-75     |
| N. 27 | EASTERN MICHIGAN    | W, 74-68     |
| D. 1  | at Longwood         | W, 88-78     |
| D. 4  | *at Georgia State   | L, 63-64     |
| D. 7  | at Marshall         | L, 63-67     |
| D. 11 | at Radford          | W, 78-57     |
| D. 18 | at South Florida    | W, 66-61     |
| D. 22 | MARSHALL            | W, 80-73     |
| D. 31 | at Kent State       | W, 60-51     |
| J. 3  | *NORTHEASTERN       | W, 75-69     |
| J. 5  | *TOWSON             | W, 99-68     |
| J. 8  | *at William & Mary  | W, 84-79     |
| J. 13 | *GEORGIA STATE      | W, 79-67     |
| J. 15 | *UNC WILMINGTON     | W, 63-54     |
| J. 19 | *at Old Dominion    | L, 58-64     |
| J. 22 | *GEORGE MASON       | L, 73-75     |
| J. 24 | *at Hofstra         | L, 90-92(ot) |
| J. 26 | *DREXEL             | W, 60-52     |
| J. 29 | *at Delaware        | W, 77-71     |
| F. 2  | *WILLIAM & MARY     | L, 67-73     |
| F. 5  | *VCU                | L, 66-70     |
| F. 9  | *at Drexel          | W, 68-54     |
| F. 12 | *at George Mason    | L, 68-82     |
| F. 15 | *at Towson          | W, 72-61     |
| F. 19 | MIAMI (OHIO)        | W, 70-69     |
| F. 24 | *OLD DOMINION       | L, 59-75     |
| F. 26 | *at VCU             | W, 72-69     |
| M. 4  | #vs. William & Mary | L, 68-72     |
| M. 15 | %at Davidson        | L, 65-85     |

\* - CAA game # - CAA Tournament  
% - CBI

## UNC WILMINGTON (13-18, 7-11 CAA)

|       |                          |              |
|-------|--------------------------|--------------|
| N. 12 | at Florida               | L, 60-77     |
| N. 16 | LIBERTY                  | W, 69-64(ot) |
| N. 18 | MOREHEAD STATE           | W, 60-58     |
| N. 20 | at Ohio State            | L, 41-81     |
| N. 23 | at North Carolina A&T    | L, 79-84(ot) |
| N. 29 | at George Washington     | W, 73-69     |
| D. 4  | *at George Mason         | L, 52-80     |
| D. 12 | vs. Wake Forest (G'boro) | W, 81-69     |
| D. 18 | RADFORD                  | W, 64-50     |
| D. 20 | ILLINOIS STATE           | L, 60-62(ot) |
| D. 22 | at Campbell              | L, 56-57     |
| D. 30 | TOLEDO                   | W, 64-42     |
| J. 3  | *at William & Mary       | W, 61-59     |
| J. 5  | *GEORGIA STATE           | W, 59-56     |
| J. 8  | *VCU                     | L, 64-82     |
| J. 12 | *DELAWARE                | W, 76-53     |
| J. 15 | *at James Madison        | L, 54-63     |
| J. 19 | *at Hofstra              | L, 57-66     |
| J. 22 | *TOWSON                  | W, 66-60     |
| J. 24 | *at Old Dominion         | L, 43-58     |
| J. 26 | *NORTHEASTERN            | L, 66-70     |
| J. 29 | *at VCU                  | L, 70-79     |
| F. 2  | *at Georgia State        | L, 58-63(ot) |
| F. 5  | *WILLIAM & MARY          | W, 91-81     |
| F. 8  | *GEORGE MASON            | L, 63-78     |
| F. 12 | *at Towson               | W, 95-93(ot) |
| F. 15 | *DREXEL                  | W, 51-43     |
| F. 19 | CHARLESTON SOUTHERN      | L, 58-63     |
| F. 23 | *HOFSTRA                 | L, 64-71     |
| F. 26 | *at Northeastern         | L, 68-78     |
| M. 4  | #vs. Georgia State       | L, 52-58     |

\* - CAA game # - CAA Tournament

## TOWSON (4-26, 0-18 CAA)

|       |                      |              |
|-------|----------------------|--------------|
| N. 12 | at Miami (Ohio)      | L, 57-60     |
| N. 16 | COPPIN STATE         | W, 89-74     |
| N. 20 | at Buffalo           | L, 76-87     |
| N. 24 | NAVY                 | L, 84-89     |
| D. 1  | WESTERN MICHIGAN     | W, 75-73     |
| D. 4  | *at Hofstra          | L, 62-74     |
| D. 8  | at George Washington | L, 67-73     |
| D. 11 | at UMBC              | W, 86-77     |
| D. 20 | at Hampton           | L, 67-78     |
| D. 22 | PRINCETON            | L, 65-75     |
| D. 29 | at La Salle          | W, 93-90(ot) |
| J. 3  | *OLD DOMINION        | L, 47-51     |
| J. 5  | *at James Madison    | L, 68-99     |
| J. 8  | *at Georgia State    | L, 65-73     |
| J. 12 | *HOFSTRA             | L, 60-74     |
| J. 15 | *DELAWARE            | L, 63-66     |
| J. 19 | *WILLIAM & MARY      | L, 68-83     |
| J. 22 | *at UNC Wilmington   | L, 60-66     |
| J. 24 | *VCU                 | L, 76-80     |
| J. 27 | *at George Mason     | L, 58-84     |
| J. 29 | *at Old Dominion     | L, 57-80     |
| F. 2  | *at Drexel           | L, 59-65     |
| F. 5  | *GEORGIA STATE       | L, 60-63     |
| F. 9  | *at Northeastern     | L, 78-82     |
| F. 12 | *UNC WILMINGTON      | L, 93-95(ot) |
| F. 15 | *JAMES MADISON       | L, 61-72     |
| F. 19 | LOYOLA (MD)          | L, 57-75     |
| F. 23 | *at Delaware         | L, 70-80     |
| F. 26 | *DREXEL              | L, 63-66     |
| M. 4  | #vs. Drexel          | L, 69-75     |

\* - CAA game # - CAA Tournament

## NORTHEASTERN (11-20, 6-12 CAA)

|       |                      |               |
|-------|----------------------|---------------|
| N. 12 | BOSTON UNIVERSITY    | W, 66-64      |
| N. 16 | at Southern Illinois | W, 63-62 (ot) |
| N. 20 | SIENA                | L, 68-84      |
| N. 27 | at Utah State        | L, 54-56      |
| D. 1  | at Providence        | L, 72-77      |
| D. 4  | *DREXEL (TD Garden)  | L, 58-63      |
| D. 8  | RHODE ISLAND         | L, 67-79      |
| D. 22 | vs. St. Louis        | L, 49-71      |
| D. 23 | vs. East Tennessee   | W, 77-67      |
| D. 24 | vs. Texas State      | W, 86-78      |
| D. 29 | vs. Princeton        | L, 63-65      |
| D. 30 | vs. Furman           | L, 62-75      |
| J. 3  | *at James Madison    | L, 69-75      |
| J. 5  | *at Old Dominion     | L, 34-49      |
| J. 8  | *HOFSTRA             | L, 67-76      |
| J. 12 | *GEORGE MASON        | L, 60-86      |
| J. 15 | *at VCU              | L, 64-73      |
| J. 19 | *at Delaware         | L, 52-54      |
| J. 22 | *at Drexel           | L, 58-72      |
| J. 24 | *WILLIAM & MARY      | W, 70-67      |
| J. 26 | *at UNC Wilmington   | W, 70-66      |
| J. 29 | *GEORGIA STATE       | W, 70-65      |
| F. 2  | *VCU                 | W, 91-80      |
| F. 5  | *at Hofstra          | L, 75-78      |
| F. 9  | *TOWSON              | W, 82-78      |
| F. 12 | *at Georgia State    | L, 71-74(ot)  |
| F. 15 | *DELAWARE            | L, 66-72      |
| F. 19 | at UNC Asheville     | W, 83-82      |
| F. 24 | *at George Mason     | L, 61-67      |
| F. 26 | *UNC WILMINGTON      | W, 78-68      |
| M. 4  | #vs. Delaware        | L, 58-60      |

\* - CAA game # - CAA Tournament

## VCU (28-12, 12-6 CAA)

|       |                     |               |
|-------|---------------------|---------------|
| N. 12 | UNC GREENSBORO      | W, 101-86     |
| N. 15 | vs. Winthrop        | W, 67-54      |
| N. 16 | at Wake Forest      | W, 90-69      |
| N. 24 | vs. Tennessee       | L, 72-77      |
| N. 26 | vs. UCLA            | W, 89-85      |
| D. 1  | at South Florida    | L, 59-60(ot)  |
| D. 4  | *WILLIAM & MARY     | W, 59-55      |
| D. 8  | VMI                 | W, 86-80      |
| D. 11 | at Richmond         | L, 60-72      |
| D. 18 | TULANE              | W, 70-67      |
| D. 21 | at UAB              | L, 65-68      |
| D. 29 | WOFFORD             | W, 75-66      |
| D. 30 | NEW HAMPSHIRE       | W, 78-65      |
| J. 3  | *at Georgia State   | L, 66-76      |
| J. 5  | *DREXEL             | W, 52-48      |
| J. 8  | *at UNC Wilmington  | W, 82-64      |
| J. 12 | *at William & Mary  | W, 70-52      |
| J. 15 | *NORTHEASTERN       | W, 73-64      |
| J. 19 | *GEORGIA STATE      | W, 71-54      |
| J. 22 | *at Old Dominion    | W, 59-50      |
| J. 24 | *at Towson          | W, 80-76      |
| J. 27 | *HOFSTRA            | W, 82-67      |
| J. 29 | *UNC WILMINGTON     | W, 79-70      |
| F. 2  | *at Northeastern    | L, 80-91      |
| F. 5  | *at James Madison   | W, 70-66      |
| F. 9  | *at Delaware        | W, 84-74(2ot) |
| F. 12 | *OLD DOMINION       | L, 59-70      |
| F. 15 | *GEORGE MASON       | L, 51-71      |
| F. 18 | at Wichita State    | W, 68-67      |
| F. 23 | *at Drexel          | L, 60-64      |
| F. 26 | *JAMES MADISON      | L, 69-72      |
| M. 5  | #vs. Drexel         | W, 62-60      |
| M. 6  | #vs. George Mason   | W, 79-63      |
| M. 7  | #vs. Old Dominion   | L, 65-70      |
| M. 16 | #vs. USC            | W, 59-46      |
| M. 18 | \$vs. Georgetown    | W, 74-56      |
| M. 20 | \$vs. Purdue        | W, 94-76      |
| M. 25 | \$vs. Florida State | W, 72-71(ot)  |
| M. 27 | \$vs. Kansas        | W, 71-61      |
| A. 2  | \$vs. Butler        | L, 62-70      |

\* - CAA game # - CAA Tournament  
\$ - NCAA Tournament

## OLD DOMINION (27-7, 14-4 CAA)

|       |                    |          |
|-------|--------------------|----------|
| N. 12 | GEORGETOWN         | L, 59-62 |
| N. 15 | HIGH POINT         | W, 79-57 |
| N. 19 | vs. St. Peter's    | W, 59-52 |
| N. 21 | vs. Clemson        | W, 61-60 |
| N. 22 | vs. Xavier         | W, 67-58 |
| D. 1  | RICHMOND           | W, 77-70 |
| D. 4  | *at Delaware       | L, 67-75 |
| D. 7  | at East Carolina   | W, 81-68 |
| D. 9  | MD-EASTERN SHORE   | W, 81-39 |
| D. 11 | DAYTON             | W, 74-71 |
| D. 23 | PRESBYTERIAN       | W, 63-54 |
| D. 30 | at Missouri        | L, 58-81 |
| J. 3  | *at Towson         | W, 51-47 |
| J. 5  | *NORTHEASTERN      | W, 49-34 |
| J. 8  | *GEORGE MASON      | W, 69-65 |
| J. 13 | *at Drexel         | L, 57-62 |
| J. 15 | *at Hofstra        | W, 75-64 |
| J. 19 | *JAMES MADISON     | W, 64-58 |
| J. 22 | *VCU               | L, 50-59 |
| J. 24 | *UNC WILMINGTON    | W, 58-43 |
| J. 26 | *at Georgia State  | W, 51-48 |
| J. 29 | *TOWSON            | W, 80-57 |
| F. 2  | *DELAWARE          | W, 67-59 |
| F. 5  | *at George Mason   | L, 45-62 |
| F. 9  | *at William & Mary | W, 69-53 |
| F. 12 | *at VCU            | W, 70-59 |
| F. 15 | *GEORGIA STATE     | W, 60-43 |
| F. 20 | CLEVELAND STATE    | W, 74-63 |
| F. 24 | *at James Madison  | W, 75-59 |
| F. 26 | *WILLIAM & MARY    | W, 77-58 |
| M. 5  | #vs. Delaware      | W, 59-50 |
| M. 6  | #vs. Hofstra       | W, 77-69 |
| M. 7  | #vs. VCU           | W, 70-65 |
| M. 17 | \$vs. Butler       | L, 58-60 |

\* - CAA game # - CAA Tournament  
\$ - NCAA Tournament

## WILLIAM & MARY (10-22, 4-14 CAA)

|       |                    |              |
|-------|--------------------|--------------|
| N. 12 | at Virginia        | L, 52-76     |
| N. 15 | at Richmond        | L, 49-73     |
| N. 21 | at Syracuse        | L, 60-63     |
| N. 26 | GARDNER-WEBB       | W, 56-55     |
| N. 27 | MERCER             | W, 57-52     |
| N. 28 | WESTERN CAROLINA   | L, 39-64     |
| D. 1  | HOWARD             | W, 76-62     |
| D. 4  | *at VCU            | L, 55-59     |
| D. 16 | SHENANDOAH         | W, 72-44     |
| D. 18 | at Liberty         | L, 62-71     |
| D. 21 | at North Carolina  | L, 60-85     |
| D. 29 | at Longwood        | L, 81-83     |
| J. 3  | *UNC WILMINGTON    | L, 59-61     |
| J. 5  | *at Delaware       | L, 48-61     |
| J. 8  | *JAMES MADISON     | L, 79-84     |
| J. 12 | *VCU               | L, 52-70     |
| J. 15 | *DREXEL            | W, 80-66     |
| J. 19 | *at Towson         | W, 83-68     |
| J. 22 | *HOFSTRA           | L, 64-67     |
| J. 24 | *at Northeastern   | L, 67-70     |
| J. 26 | *DELAWARE          | L, 55-59     |
| J. 29 | *GEORGE MASON      | L, 69-85     |
| F. 2  | *at James Madison  | W, 73-67     |
| F. 5  | *at UNC Wilmington | L, 81-91     |
| F. 9  | *OLD DOMINION      | L, 53-69     |
| F. 12 | *at Drexel         | L, 52-54     |
| F. 15 | *at Hofstra        | L, 78-81(ot) |
| F. 19 | RADFORD            | W, 84-52     |
| F. 23 | *GEORGIA STATE     | W, 69-65     |
| F. 26 | *at Old Dominion   | L, 58-77     |
| M. 4  | #vs. James Madison | W, 72-68     |
| M. 5  | #vs. Hofstra       | L, 56-72     |

\* - CAA game # - CAA Tournament