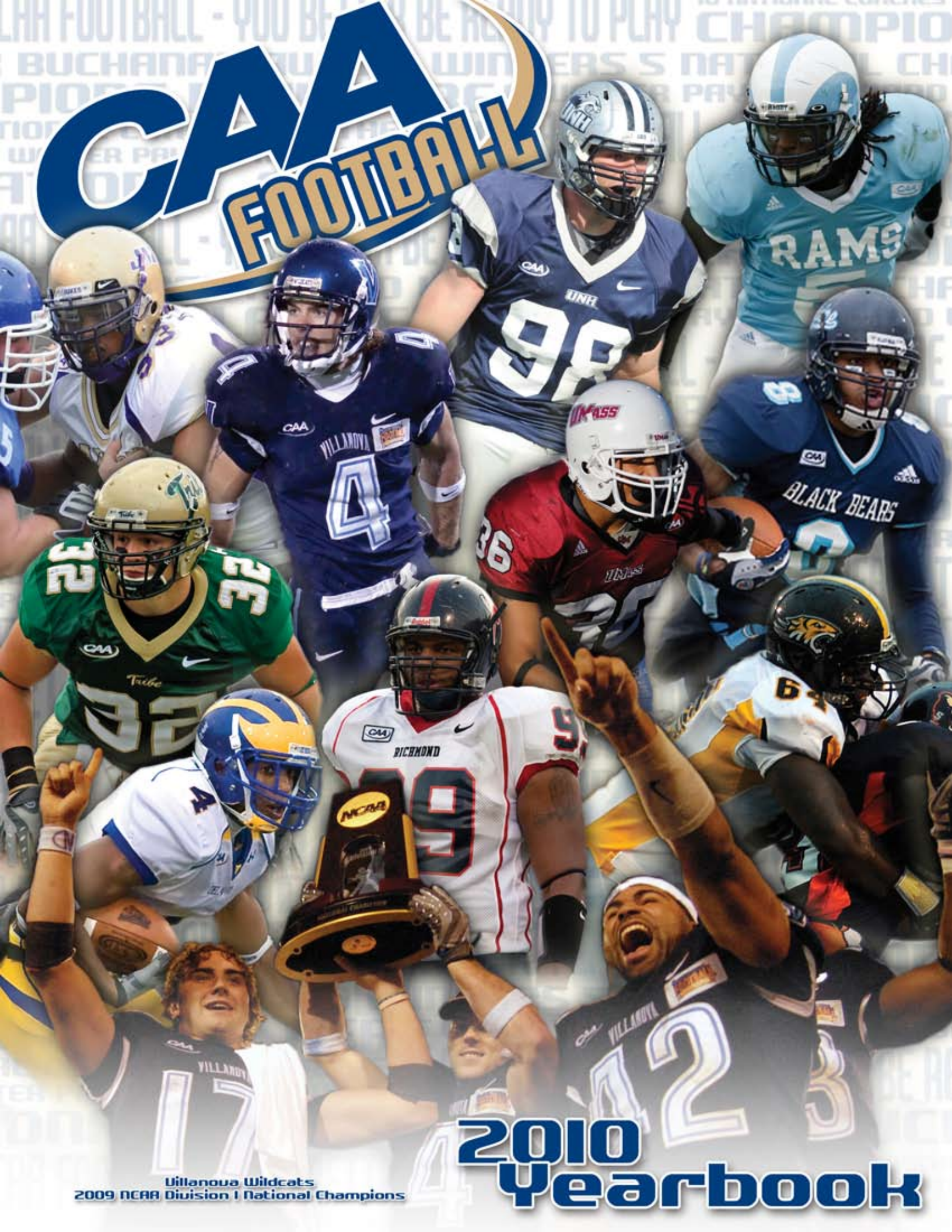


CAA FOOTBALL



Villanova Wildcats
2009 NCAA Division I National Champions

2010 Yearbook



2010 CAA Football

CAA Football By The Numbers...

5 -- National Championships

- Massachusetts - 1998 (55-43 over Georgia Southern)
- Delaware - 2003 (40-0 over Colgate)
- James Madison - 2004 (31-21 over Montana)
- Richmond - 2008 (24-7 over Montana)
- Villanova - 2009 (23-21 over Montana)

3 -- National Championship Runners-up

- Massachusetts - 1978 (28-35 to Florida A&M)
- Massachusetts - 2006 (17-28 to Appalachian State)
- Delaware - 2007 (21-49 to Appalachian State)

19 -- Consecutive seasons of multiple berths in the NCAA Playoffs

- Longest active streak in FCS history

71 -- NCAA Playoff Berths

33 -- NCAA Playoff Berths over the last 10 years

47 -- NCAA Playoff Wins over the last 10 years

6 -- NCAA Championship Game appearances over the last 7 years

6 -- NCAA Championship Semifinal appearances over the last 5 years

6 -- Walter Payton Award Winners

- Dave Meggett - Towson, 1988
- Brian Finneran - Villanova, 1997
- Jerry Azumah - New Hampshire, 1998
- Brian Westbrook - Villanova, 2001
- Lang Campbell - William & Mary, 2004
- Ricky Santos - New Hampshire, 2006

2 -- Buck Buchanan Award Winners

- Derrick Lloyd - James Madison, 2001
- Arthur Moats - James Madison, 2009

5 -- Eddie Robinson National Coach of the Year Winners

- Dan Allen - Boston University, 1993
- Andy Talley - Villanova, 1997
- Mickey Matthews - James Madison, 1999
- Sean McDonnell - New Hampshire, 2005
- Mickey Matthews - James Madison, 2008

5 -- American Football Coaches Association National Coach of the Year Winners

- Andy Talley - Villanova, 1997
- Mark Whipple - Massachusetts, 1998
- Mickey Matthews - James Madison, 2004
- Mike London - Richmond, 2008
- Andy Talley - Villanova, 2009

5 -- Members of the College Football Hall of Fame

- Lou Holtz, William and Mary
- Dick MacPherson, Massachusetts
- Dave Nelson, Maine & Delaware
- Tubby Raymond, Delaware
- Eddie N. Robinson, Maine

26 -- Season-Ending Top-10 Rankings over the last 10 years

296 -- Sports Network All-Americans (Since 1987)

98 -- American Football Coaches Association All-Americans (Since 1979)

96 -- Players Drafted By NFL Franchises



William and Mary's
Jonathan Grimes



Villanova's
Ben Ijalana

2010 CAA Football



Table of Contents

Introduction

1..... Table of Contents
 2-3..... CAA Football Biography
 4-5..... CAA Football on Television
 6-7..... CAA Football National Champions
 8-9..... CAA Football National Award Winners
 10..... Yankee Conference 50th Anniversary Team
 11..... CAA Football Commissioner Tom Yeager
 12..... CAA Football Officials Bureau
 12..... CAA Football Tie-Breaker/NCAA Automatic Qualifier

2010 Preview

13-15..... 2010 Non-Conference Opponents
 16-17..... 2010 Preseason All-CAA Football Squad
 18..... 2010 CAA Football Composite Schedule

2010 Team Previews

19-22..... Delaware Blue Hens
 23-26..... James Madison Dukes
 27-30..... Maine Black Bears
 31-34..... Massachusetts Minutemen
 35-38..... New Hampshire Wildcats
 39-42..... Rhode Island Rams
 43-46..... Richmond Spiders
 47-50..... Towson Tigers
 51-54..... Villanova Wildcats
 55-58..... William and Mary Tribe

2009 Season Review

59..... 2009 CAA Football Standings
 59..... 2009 NCAA Championship Bracket
 60..... 2009 All-CAA Football Teams
 61..... 2009 CAA Football All-Americans
 62..... 2009 Final National Polls
 63-68..... 2009 Final CAA Football Miscellaneous Statistics
 69-71..... 2009 Final CAA Football Individual Statistics
 72-74..... 2009 Final CAA Football Team Statistics

Records

75-78..... Year-By-Year Standings/All-Time Champions
 79..... All-Time Coaching Records
 80-81..... All-Time Passing Records
 82..... All-Time Rushing Records
 83..... All-Time Receiving Records
 84-85..... All-Time Scoring Records
 86..... All-Time Defensive/All-Purpose Records
 87..... All-Time Special Teams Records

Conference History

88-89..... CAA Football In The Playoffs
 90-91..... CAA Football Postseason History
 92-94..... CAA Football All-Americans
 95..... CAA Football All-Time Award Winners
 96-106..... CAA Football All-Conference Teams
 107-108..... CAA Football In The NFL Draft
 109-110..... CAA Football In The NFL

Media Services

111..... CAA Football Media Services
 112..... CAA Football Media Relations Directory

Abbreviations

Abbreviations are used extensively throughout this book when referring to current and former member institutions. The following is a complete listing of those abbreviations:

School	Abbreviation
Boston University.....	BU
Connecticut.....	UC
Delaware.....	UD
Hofstra.....	HOF
James Madison.....	JMU
Maine.....	UM
Massachusetts.....	UMass
New Hampshire.....	UNH
Northeastern.....	NU
Rhode Island.....	URI
Richmond.....	UR
Towson.....	TU
Vermont.....	VER
Villanova.....	VU
William and Mary.....	WM

Credits

Editor and Cover Designs

Scott Meyer, Director of CAA Football Communications

Editorial Assistance

Niki DeSantis, Rob Washburn, Tom Yeager, Kelly Bowmaster, Pete Hock, Chuck Boone, CAA Staff, David Berman, Pete Clawson, Mike DeGeorge, Steve Haug, Dean Kenefick, Andrew Mahoney, John Martin, Gary Michael, Dan O'Connell, Scott Selheimer, Tom Symonds, Rob Turner, Tom Wilkins, Jason Yellin

Photography

Scott Brown, Bob Burleigh, Mark Campbell, Dan Cook, Franc Cook, Niki DeSantis, Diane Elliot, Michael Fabus, Michael C. Hebert, Phil Hoffman, Al Jennings, Cathy Kushner, Mark Kwolek, Erik Mackey, Heather McCallister, Scott McCallister, Jerry Millevoi, Jim Morris, Paige Ozarowski, John H. Reid III, Harry Scull Jr., Jim Sheehan, Michael Silverwood, Bill Smith, James D. Smith, The Tampa Bay Buccaneers, Kevin Tucker, Bill Wood, Jason Yellin, Dave Yoblick

Special Thanks

2010 CAA Football Media Relations Departments, Rick Christman of James River Press, Brent Nultemeier


Printed By

James River Press of Richmond, Va.
 The 2010 CAA Football Yearbook was produced by the CAA Football communications staff and published by the Colonial Athletic Association. The book was produced using Adobe InDesign CS3 and Adobe Photoshop CS3, while all covers were produced using Adobe Photoshop CS3.

On the Cover

Check out page 111 for a listing of all the athletes on both the Front Cover and Inside Back Cover. The Front Cover includes student-athletes from each of CAA Football's 10 member schools and a celebration shot from Villanova's 2009 NCAA Division I National Championship victory. The Inside Back Cover includes a representation of the 39 former CAA Football athletes who played or served as a head coach in the NFL during the 2009 season.

Villanova celebrates the 2009 National Championship in Chattanooga, Tenn.





2010 CAA Football

CAA Football



8625 PATTERSON AVENUE | RICHMOND, VA 23229

WWW.CAASPORTS.COM

804-754-1616 -- PHONE | 804-754-1830 -- FAX

In just three seasons CAA Football has transformed itself into one of the most successful collegiate football conferences in the country. The 2009 CAA Football season saw Villanova earn its first-ever National Championship, following a 2008 season which included Richmond's first National Championship.

The league's inaugural season in 2007, after adopting what was the Atlantic 10 Football Conference and one-time Yankee Conference, saw seven National Top-25 squads, multiple FBS/BCS wins and a record number of five NCAA postseason berths.

The 2009 season couldn't have started any better for CAA Football as Villanova opened its season with a win over cross-town rival and eventual bowl-participant Temple. Later that same weekend CAA Football moved to 2-1 on the season against the Atlantic Coast Conference, a BCS-level conference, as William and Mary won at Virginia and Richmond beat Duke. A week later New Hampshire went on the road to Ball State and came away with CAA Football's record fourth win over an FBS/BCS foe making it the only FCS conference in the country to earn wins over teams from the FBS/BCS level in 2009.

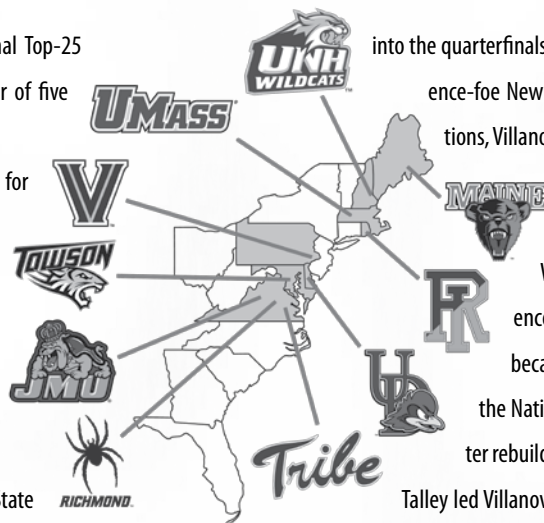
The non-conference success against the FBS/BCS level as well its fellow FCS opponents (23-6, .793) was only the beginning as all four squads built impressive regular

season resumes leading up to the 2009 NCAA Playoff selections. Richmond and Villanova earned two of the Championships' top-four seeds, while William and Mary and New Hampshire also were selected to play in the field of 16. All four squads won first round games which marked the second-straight season

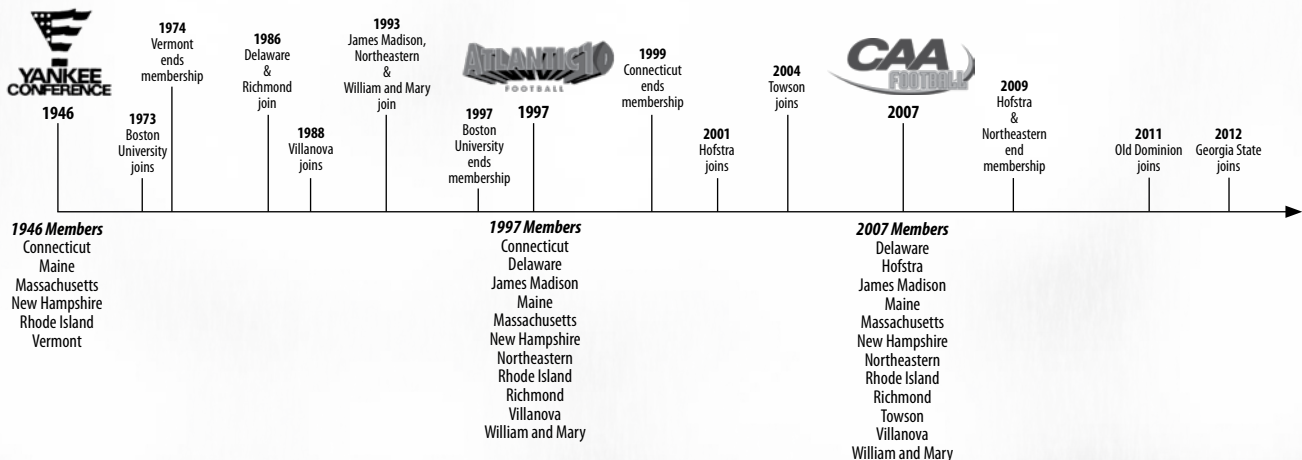
CAA Football teams made up four of the final eight National Championship participants. Villanova moved into the quarterfinals for a rematch of a regular season game against conference-foe New Hampshire. In what amounted to blizzard-like conditions, Villanova prevailed and earned yet another CAA Football intra-conference match-up with William and Mary, which had disposed of Southern Illinois on the road. The Wildcats, playing in front of a nationally-televvised audience, won the 14-13 defensive battle against the Tribe and became the fifth different CAA Football squad to compete in the National Championship game in the last seven seasons. After rebuilding a once-dormant football program, head coach Andy Talley led Villanova to the National Championship he set out for 25 years prior. The Wildcats outlasted Montana, 23-21, for the 2009 National Championship, giving CAA Football five national championships all-time and four of the last seven.

The quality and depth of CAA Football is unmatched in the FCS. The league has earned 71 total playoff berths, including 33 in the last 10 seasons. Getting into the playoffs isn't where the success stops, as evidenced by 47 playoff wins since 2000. CAA Football

CAA FOOTBALL THE REACH OF CAA FOOTBALL



THE HISTORY OF CAA FOOTBALL

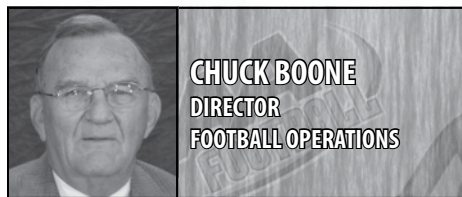
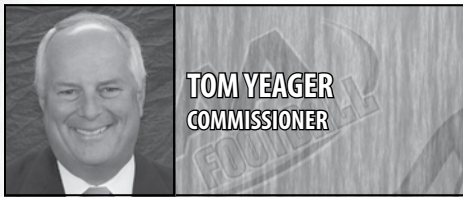


2010 CAA Football



CAA Football

CAA Football Staff



has continued to make its presence felt at the national level by placing six teams in the national semifinal round over the last five seasons, while four of those teams have competed in the national title game.

In 2004, James Madison claimed the national championship with a 31-21 triumph over Montana, becoming the first team to reach the title game by winning three road playoff contests since the field expanded to 16 teams in 1986. Delaware rolled past Colgate 40-0 to capture the national championship in 2003, becoming the first team to ever post a shutout in the title game. No other conference has had two different teams win national titles in back-to-back years and CAA Football has done it twice (2003-04 & 2008-09). Massachusetts earned a national championship in 1998, beating perennial power Georgia Southern, 55-43.

Along with the team accomplishments, the conference has accumulated numerous individual accolades. New Hampshire quarterback Ricky Santos (2006), William and Mary quarterback Lang Campbell (2004), Villanova running back Brian Westbrook (2001), Villanova wide receiver Brian Finneran (1997), New Hampshire running back Jerry Azumah (1998) and Towson running back

Dave Meggett (1988) all have won the prestigious Walter Payton Award under the league banner. James Madison linebacker Derrick Lloyd (2001) and defensive lineman Arthur Moats (2009) each received the Buck Buchanan Award. New Hampshire's Sean McDonnell (2005), James Madison's Mickey Matthews (1999 & 2008), Villanova's Andy Talley (1997) and Boston University's Dan Allen (1993) have earned the Eddie Robinson National Coach of the Year Award. Richmond's Mike London (2008), Matthews (2004), Massachusetts' Mark Whipple (1998) and Talley (1997 & 2009) have garnered the American Football Coaches Association National Coach of the Year honor.

The CAA Football geographic footprint encompasses much of the East Coast with schools located from Maine to Virginia. Members include Delaware, James Madison, Maine, Massachusetts, New Hampshire, Rhode Island, Richmond, Towson, Villanova and William and Mary. Two institutions will join the league over the next two seasons including Old Dominion in 2011 and Georgia State in 2012. While CAA Football officially began March 1, 2007, its roots date back more than 60 years.

On December 3, 1946, the Code of the Yankee Con-

ference went into effect. Established as an all-sports conference for the New England land grant colleges, the six charter members included Connecticut, Maine, Massachusetts, New Hampshire, Rhode Island and Vermont. Upon the formation of Division I-AA football in 1978, the league disbanded all sports except football. Delaware and Richmond were admitted to the conference in 1986, Villanova was added in 1988 and James Madison, Northeastern and William and Mary joined the league in 1993. The Atlantic 10 assumed operation control of the conference from 1997-2006, with Hofstra becoming part of the league in 2001 and Towson joining the group in 2004.



Thursday, September 2

Rhode Island at Buffalo [TWCS] 7:00 p.m.
 Towson at Indiana [B10] 7:30 p.m.

Friday, September 3

Villanova at Temple [ESPN3] 5:00 p.m.

Saturday, September 4

*William and Mary at Massachusetts [TCN/CSN-NE] 3:30 p.m.
 Richmond at Virginia [ESPN3] 6:00 p.m.

Saturday, September 11

James Madison at Virginia Tech [ESPN3]..... 1:30 p.m.

Saturday, September 18

*New Hampshire at Rhode Island [CSN-NE] 12:00 p.m.
 *Towson at Villanova [TCN/CSN-NE] 3:30 p.m.
 Massachusetts at Michigan [B10]..... 12:00 p.m.
 William and Mary at Old Dominion [CSN-MA]..... 7:00 p.m.

Saturday, September 25

*Delaware at Richmond [TCN/CSN-NE] 3:30 p.m.
 *William and Mary at Maine [WABI] 6:00 p.m.

Saturday, October 2

*Delaware at James Madison [TCN/CSN-NE] 12:00 p.m.
 *Villanova at William and Mary [CSN-MA] 3:30 p.m.
 *New Hampshire at Maine [WABI] 6:00 p.m.

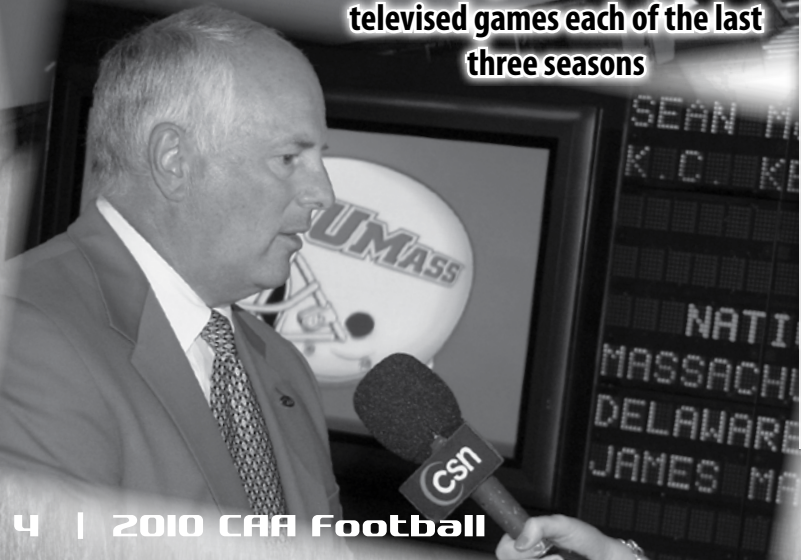
Saturday, October 9

*Richmond at New Hampshire [TCN/CSN-NE] 12:00 p.m.



Philadelphia-Washington-Baltimore

**an average of more than 50
 televised games each of the last
 three seasons**



2010 CAA Football

CAA Football On Television



Saturday, October 16

- *Villanova at Maine [CSN-NE] 12:00 p.m.
- *New Hampshire at James Madison [TCN/CSN-NE] 3:30 p.m.

Saturday, October 23

- *Delaware at William and Mary [TCN/CSN-NE] 12:00 p.m.
- *Massachusetts vs. New Hampshire [CSN-NE] 3:30 p.m.

Saturday, October 30

- *Richmond at Villanova [TCN/CSN-NE] 12:00 p.m.
- *Massachusetts at James Madison [CSN-MA/CSN-NE] 3:30 p.m.

Saturday, November 6

- *Maine at Massachusetts [CSN-NE] 3:30 p.m.
- *James Madison at Richmond [CSN-MA] 3:30 p.m.

Saturday, November 13

- *New Hampshire at Villanova [TCN/CSN-NE] 12:00 p.m.

Saturday, November 20

- *Villanova at Delaware [TCN/CSN-NE] 12:00 p.m.
- *Richmond at William and Mary [TCN/CSN-NE] 3:30 p.m.

LEGEND

- B10 Big Ten Network
- CSN-MA Comcast SportsNet Mid-Atlantic
- CSN-NE Comcast SportsNet New England
- ESPN3 ESPN3.com
- TCN The Comcast Network Mid-Atlantic and Philadelphia
- TWCS Time Warner Cable Sportsnet (Buffalo, New York)
- WABI WABI-TV (Orono, Maine)

* - CAA Football Game | Game times as of June 28, 2010 | All Time Eastern | Schedule Dates, Times and Broadcasts subject to change



CAA Football's league package, which features 19 contests, will reach more than 12 million homes up and down the east coast



2010 CAA Football

CAA Football National Champions



2009

23 vs 21

Villanova Montana



2008

24 vs 7

Richmond Montana

2010 CAA Football

CAA Football National Champions



2004

31 vs **21**

James Madison vs **Montana**



2003

40 vs **0**

Delaware vs **Colgate**



1998

55 vs **43**

Massachusetts vs **Georgia Southern**



Dan Allen, Boston University
1993 Eddie Robinson Award



Lang Campbell, William and Mary
2004 Walter Payton Award



Jerry Azumah, New Hampshire
1998 Walter Payton Award

AFCA COACHES OF THE YEAR

5

6

WALTER PAYTON AWARDS



Brian Finneran, Villanova
1997 Walter Payton Award



Dave Meggett, Towson
1988 Walter Payton Award



Sean McDonnell, New Hampshire
2005 Eddie Robinson Award




Ricky Santos, New Hampshire
2006 Walter Payton Award

2010 CAA Football



CAA Football National Award Winners



Mickey Matthews, James Madison
1999 & 2008 Eddie Robinson Award
2004 AFCA Coach of the Year



Mike London, Richmond
2008 AFCA Coach of the Year



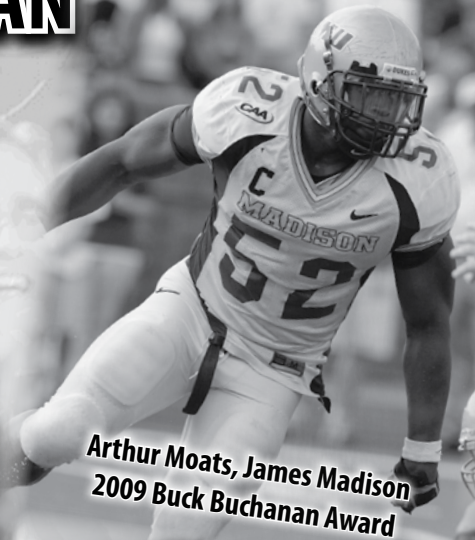
Derrick Lloyd, James Madison
2001 Buck Buchanan Award

BUCK BUCHANAN AWARDS

5

EDDIE ROBINSON AWARDS


2




Arthur Moats, James Madison
2009 Buck Buchanan Award



Brian Westbrook, Villanova
2001 Walter Payton Award



Andy Talley, Villanova
1997 Eddie Robinson Award
1997 & 2009 AFCA Coach of the Year



Mark Whipple, Massachusetts
1998 AFCA Coach of the Year

CAA 2010 CAA Football

Yankee Conference 50th Anniversary Team

In 1996, the Yankee Conference 50th Anniversary All-Time Team was selected by a vote of directors of athletics, head coaches, sports information directors and selected members of the media.

Offense

Pos.	Player	Years
QB	Greg Landry, Massachusetts.....	1965-67
RB	Rene Ingoglia, Massachusetts.....	1992-95
RB	Paul Lewis, Boston University.....	1981-84
WR	Bill Brooks, Boston University.....	1982-85
WR	Mark Didio, Connecticut.....	1988-91
TE	Brian Forster, Rhode Island.....	1983-87
OL	Bill Durkin, Massachusetts.....	1990-93
OL	Scott Hough, Maine.....	1986-89
OL	Bruce Kimball, Massachusetts.....	1975-78
OL	Bob Speight, Boston University.....	1978-87
OL	Jeffrey Williams, Rhode Island.....	1973-76
PK	John Coursey, James Madison.....	1993-96
RS	Barry Bourassa, New Hampshire.....	1989-92

**New Hampshire's
Barry Bourassa**

Richmond's Eric Johnson

UMass' Ed McAleney



UMass' Greg Landry

Defense

Pos.	Player	Years
DL	Brian Corcoran, Massachusetts.....	1991-94
DL	Mike Foley, New Hampshire.....	1992-95
DL	Steve Furness, Rhode Island.....	1969-71
DL	Ed McAleney, Massachusetts.....	1972-75
LB	Steve Doig, New Hampshire.....	1978-81
LB	Curtis Eller, Villanova.....	1989-92
LB	Eric Johnson, Richmond.....	1989-92
LB	Dwayne Sabb, New Hampshire.....	1988-91
DB	Chris Helon, Boston University.....	1991-94
DB	Brian Jordan, Richmond.....	1986-88
DB	Mark Seals, Boston University.....	1985-88
DB	Kevin Smith, Rhode Island.....	1987-90
P	Gene Vadas, Delaware.....	1988-91

UMass' Brian Corcoran

UMass' Bill Durkin

2010 CAA Football



CAA Football Commissioner



THOMAS E. YEAGER

COMMISSIONER - SPRINGFIELD (1972)

FOURTH YEAR - CAA FOOTBALL

26TH YEAR - COLONIAL ATHLETIC ASSOCIATION

Yeager File

Birthdate

October 8, 1950

Wife

Dorcas

Hometown

Allentown, Pa.

Children

Kyle, Hallie

Alma Mater

Springfield '72

Tom Yeager begins his 26th year as the only commissioner to lead the Colonial Athletic Association and his fourth year guiding CAA Football.

Yeager played a vital role in the addition of football to the CAA in 2007, bringing the nation's top FCS conference into a league that has built a reputation as one of the most respected and well-run conferences in Division I. In just a short time at the helm, Yeager negotiated an enhanced television package for the conference which resulted in a significant increase in both the number of CAA Football games televised and the number of homes the games were broadcast to. He also implemented an aggressive marketing and branding campaign to promote the quality of CAA Football along the East Coast and throughout the country. After its record-breaking 2007 Inaugural season, CAA Football has gone on to boast even-bigger accomplishments over the last two seasons.

The league placed five teams in the NCAA Division I National Championships field for the second-straight season in 2008. Richmond earned its first-ever National Championship and helped the league garner its first under the CAA Football banner.

The success from previous seasons carried over to start the 2009 season when Villanova, William and Mary, Richmond and New Hampshire all opened the season with wins over FBS/BCS opponents. Those same four squads advanced to the second round marking the league's second-straight season

with four wins in the playoffs' opening round. Villanova earned playoff wins over Holy Cross, New Hampshire and William and Mary to advance to the National Championship game where it took down Montana, 23-21, to earn its first-ever football National Championship. The Wildcats' victory over the Griz gave CAA Football its second-straight National title and fifth title overall.

The CAA conducts championships in 23 men's and women's sports, with the conference rated among the top 10 nationally in many of them. In 2009-10, the CAA had 20 teams earn NCAA Tournament berths and 34 student-athletes earn All-America honors in 12 different sports.

While his job responsibilities are far reaching, Yeager's major duties include negotiation of championship, sponsorship and television contracts, representing the conference with the NCAA and supervising the 15 members of his staff.

Yeager came to the conference office from the NCAA staff in Kansas City, where he was Director of Legislative Services. He joined the NCAA in 1976, spending five years as an investigator in the enforcement department. In 1981, he was promoted to Assistant Director of Legislative Services and in 1984 to Director.

In addition to his duties with the CAA, Yeager is also actively involved with NCAA affairs. He recently completed a nine-year term -- three years as chair -- on one of the NCAA's most important committees, the Division I Committee on Infractions, which hears and



assesses penalties for violations of NCAA rules. Previously he served as a member of the NCAA Council and chaired the NCAA Interpretations Committee for eight years, in addition to serving on numerous other NCAA committees. Well respected by other commissioners, Yeager is also a former executive vice president of the Collegiate Commissioners Association and is chairing the National Letter of Intent Steering Committee.

In April, 1994, the National Invitation Tournament recognized Yeager's contributions to college basketball by selecting him as the "NIT Man of the Year" joining a prestigious group of past recipients including John Wooden, Bobby Knight and Vic Bubas.

Yeager is a 1972 graduate of Springfield College in Springfield, Massachusetts. He holds a bachelor's degree in physical education and a master's degree in education (1975). As an undergraduate, he was a member of the gymnastics team; as a graduate student, he was an assistant coach for the squad. After earning his first degree, Yeager worked at the YMCA in Allentown, Pa. He then returned to Springfield as a teaching fellow on the physical education faculty. After receiving his master's degree, he remained at Springfield as the assistant director of athletics for the 1975-76 school year.



Yeager presents the 2008 CAA Football Championship Trophy to James Madison.

Yeager with former Delaware Blue Hen head coach Tubby Raymond.

CAA Football Officials Bureau

Rusty Acree
 Matt Aloisio
 Mark Andrew
 Baron Ballester
 Hugh Bentley
 Peter Beratta
 Bob Bittner
 Vince Boccanfuso
 George Botsch
 Todd Boyd
 John Bradbury
 Milton Britton, Jr.
 Bill Broadhurst
 Terry Brown
 Kyle Brownell
 N.J.Cogliati
 Jeff Cooney
 Gary Corvelo
 Jim Czajkowski
 Frank D' Angelo
 Allen DelVento
 Steve DiSangro
 Dennis Donovan
 Bob Doyle
 Kevin Edwards
 Jerry Evans, Jr.
 Bryant Ferguson
 Brian Fleming
 Ryan Flynn
 Colin Formulak
 Dan Foutz
 Mark Furtado
 George Gaiser
 Tim Gallagher
 Tim J. Gallagher
 Rick Garger
 Chris Garth
 John Gill
 Jim Gleason
 Bill Gosselin
 Tim Gover
 Jeff Gray
 Milton Hagans
 Larry Hayes
 Gene Higgins
 Mike Hill
 Patrick Holt
 Kelvin Hudson
 Rollins Janetos
 Ed Keiffer
 Steve Kirck
 Al Lucia
 Tracy Lynch
 Tony Marcella
 Rick Matarante
 Michael McCarthy
 Thomas Meehan

John Miley
 Ed Mockus
 William Moran
 Stuart Mullins
 George O'Brien
 William O'Brien
 Jack O'Keefe
 Thomas O'Mara
 Darin Patrick
 Joe Pennucci
 Nicholas Pergine
 Mel Plummer
 Gary Powers
 Steve Prigionieri
 James Reif
 Ray Renart
 Dan Richard
 Ronald B.Roberts, Jr.
 Michael Roche
 Randy Ross
 Jim Rossi
 Alan Russell
 John Schmid
 Mike Sechrist
 Peter Shafer
 Ed Shanahan
 Mike Sharp
 Rich Shavensky
 Lyndell Shelton
 John Shigo
 Robert Shober
 Jim Slayton
 Andrew Smith
 Chris Smith
 Ken Southworth
 Herb Stayton
 Mike Stevens
 John Swartz
 Bryan Thomas
 Steve Toal
 Toby Tobias
 Jeff Tomlin
 Paul White
 Steven White
 Corey Williams Sr.
 Glen Wilson
 Marvin Wilson
 Henry Wimberg
 Jack Winter
 Brian Wisniewski
 Hans Wittlesberger
 Russell Wyatt
 Paul Zukis



JIM MACONAGHY
COORDINATOR OF OFFICIALS
FOURTH YEAR - CAA FOOTBALL
10TH YEAR OVERALL

Jim Maconaghy begins his 10th year serving the conference as its Coordinator of Officials. The Plymouth Hill, Pa., native has been involved in officiating at the Football Championship Subdivision level since 1986 when he was part of the officials bureau for the Ivy and Patriot League as well as the Yankee Conference.

Maconaghy became a full-time official for the Atlantic 10 and Big East Conference in 1996, before coming off the field to serve as the Atlantic 10 Conference's Coordinator of Officials in 2001. He later took over coordinating duties for the both the Ivy League and Patriot League, and moves into the upcoming 2010 season with all three leagues.

Maconaghy, inducted into the Pennsylvania Sports Hall of Fame in 2000, was selected as the National Football Foundation's "Collegiate Official of the Year" in 1996. He has worked countless rivalry games during the regular season and been part of Championship game officiating crews including Division I-AA (1989, 1992, 1995) and Division III (1985-86).

During his career, Maconaghy has also had the privilege of officiating the Army vs. Navy game in 1997, the 1999 Eddie Robinson Football Classic (Kansas at Notre Dame) and the 1999 Independence Bowl (Mississippi vs. Oklahoma).

CAA Football Officials By The Numbers...

20 - CAA Football officials have gone on to the NFL

16 - CAA Football officials currently officiating in the NFL

8 - CAA Football officials have officiated at least one Super Bowl

85 - Percent of Big East officials began their career in CAA Football

25 - Percent of ACC officials began their career in CAA Football

12 - CAA Football officials have officiated BCS National Championship games

31 - NCAA FCS Championship games officiated by CAA Football officials

2 - NCAA FCS Championship Final games officiated by CAA Football officials

6 - Officials Coordinators who officiated in CAA Football

CAA Football Tie-Breaker -- NCAA Automatic Qualifier

The following is the tie-breaker format used to determine the conference's automatic qualifier for NCAA Championship participation.

4.01 The team with the best conference record based on win-loss percentage shall represent the Conference as the NCAA automatic qualifier.

4.02 In the event of a tie, the following tie-breaker format will be utilized to determine the Conference automatic qualifier.

4.03 Tie-Breaking formats.

1. Head-to-head competition. If three-or-more teams are involved in a tie and all have played each other, the win-loss percentage is computed using each team's record against the tied teams as a group rather than individually.
2. Win-loss percentage versus the highest-placed common opponents and proceeding down. When arriving at another set of tied teams while comparing records, use each team's record against the tied teams as a group rather than individually.
3. Number of conference road wins.
4. Coin Toss.

4.04 Tie-Breaker Operating principles.

1. All ties are broken in descending order.
2. Once a team has been eliminated at any point, the process reverts back to the beginning with the remaining tied teams.

2010 CAA Football



CAA Football Non-Conference Opponents



**Delaware
Blue Hens**

West Chester -- Sept. 2

Conference..... Pennsylvania State Athletic
 Head Coach.....Bill Zwaan
 2009 Record.....7-4
 Series Record.....Delaware leads, 44-6-1
 Football Contact.....James Zuhlke
 FB Contact Phone.....610-436-3316
 FB Contact Email.....jzuhlke@wcupa.edu
 Pressbox Number.....610-436-2160
 Website.....wcupagoldenrams.com

South Dakota State -- Sept. 11

Conference..... Missouri Valley
 Head Coach.....John Stiegelmeier
 2009 Record.....8-4
 Series Record.....First Meeting
 Football Contact.....Jason Hove
 FB Contact Phone.....605-688-4623
 FB Contact Email.....jason.hove@sdstate.edu
 Pressbox Number.....605-688-4623
 Website.....gojacks.com

Duquesne -- Sept. 18

Conference..... Northeast
 Head Coach.....Jerry Schmitt
 2009 Record.....3-8
 Series Record.....First Meeting
 Football Contact.....Dave Saba
 FB Contact Phone.....412-396-5861
 FB Contact Email.....saba@duq.edu
 Pressbox Number.....412-396-5370
 Website.....goduquesne.com



**James Madison
Dukes**

Morehead State -- Sept. 4

Conference..... Pioneer
 Head Coach.....Matt Ballard
 2009 Record.....3-8
 Series Record.....James Madison leads, 4-2
 Football Contact.....Drew Dickerson
 FB Contact Phone.....606-783-2557
 FB Contact Email.....a.dickerson@moreheadstate.edu
 Pressbox Number.....606-783-2500
 Website.....msueagles.com

at Virginia Tech -- Sept. 11

Conference..... Atlantic Coast
 Head Coach.....Frank Beamer
 2009 Record.....10-3
 Series Record.....Virginia Tech leads, 6-0
 Football Contact.....Dave Smith
 FB Contact Phone.....540-231-6726
 FB Contact Email.....vtsid@vt.edu
 Pressbox Number.....540-231-4905
 Website.....hokiesports.com

Liberty -- Sept. 25

Conference..... Big South
 Head Coach.....Danny Rocco
 2009 Record.....8-3
 Series Record.....James Madison leads, 10-5
 Football Contact.....Todd Wetmore
 FB Contact Phone.....434-582-2292
 FB Contact Email.....twetmore@liberty.edu
 Pressbox Number.....434-582-4628
 Website.....libertyflames.com



**Maine
Black Bears**

Albany -- Sept. 2

Conference..... Northeast
 Head Coach.....Bob Ford
 2009 Record.....7-4
 Series Record.....Albany leads, 2-1
 Football Contact.....Brian DePasquale
 FB Contact Phone.....518-442-3072
 FB Contact Email.....bdepasquale@uamail.albany.edu
 Pressbox Number.....518-442-5895
 Website.....ualbanysports.com

at Monmouth -- Sept. 11

Conference..... Northeast
 Head Coach.....Kevin Callahan
 2009 Record.....5-6
 Series Record.....Maine leads, 2-0
 Football Contact.....Greg Viscomi
 FB Contact Phone.....732-571-4447
 FB Contact Email.....gviscomi@monmouth.edu
 Pressbox Number.....732-571-4400
 Website.....gomuhawks.com

at Syracuse -- Sept. 18

Conference..... Big East
 Head Coach.....Doug Marrone
 2009 Record.....4-8
 Series Record.....Syracuse leads, 1-0
 Football Contact.....Sue Cornelius Edson
 FB Contact Phone.....315-443-2608
 FB Contact Email.....sedson@syr.edu
 Pressbox Number.....315-443-4241
 Website.....suathletics.com



**Massachusetts
Minutemen**

Holy Cross -- Sept. 11

Conference..... Patriot
 Head Coach.....Tom Gilmore
 2009 Record.....9-3
 Series Record.....Massachusetts leads, 22-21-5
 Football Contact.....Charles Bare
 FB Contact Phone.....508-793-2583
 FB Contact Email.....cbare@holycross.edu
 Pressbox Number.....508-793-2204
 Website.....goholycross.com

at Michigan -- Sept. 18

Conference..... Big Ten
 Head Coach.....Rich Rodriguez
 2009 Record.....5-7
 Series Record.....First Meeting
 Football Contact.....Dave Ablauf
 FB Contact Phone.....734-763-4423
 FB Contact Email.....dablauf@umich.edu
 Pressbox Number.....734-998-7188
 Website.....mgoblue.com

at Stony Brook -- Sept. 25

Conference..... Big South
 Head Coach.....Chuck Priore
 2009 Record.....6-5
 Series Record.....Massachusetts leads, 2-0
 Football Contact.....TBD
 FB Contact Phone.....631-632-6328
 FB Contact Email.....TBD
 Pressbox Number.....631-632-4037
 Website.....goseawolves.org

2010 CAA Football

CAA Football Non-Conference Opponents



**New Hampshire
Wildcats**

C. Connecticut State -- Sept. 4

Conference.....Northeast
 Head Coach.....Jeff McInerney
 2009 Record.....9-3
 Series Record.....New Hampshire leads, 5-0
 Football Contact.....Tom Pincince
 FB Contact Phone.....860-832-3089
 FB Contact Email.....pincinet@ccsu.edu
 Pressbox Number.....860-832-0120
 Website.....ccsubluedevils.com

at Pittsburgh -- Sept. 11

Conference.....Big East
 Head Coach.....Dave Wannstedt
 2009 Record.....10-3
 Series Record.....First Meeting
 Football Contact.....E.J. Borghetti
 FB Contact Phone.....412-648-8240
 FB Contact Email.....eborghetti@athletics.pitt.edu
 Pressbox Number.....412-697-7198
 Website.....pittsburghpanthers.com

Lehigh -- Sept. 25

Conference.....Patriot
 Head Coach.....Andy Coen
 2009 Record.....4-7
 Series Record.....New Hampshire leads, 9-2
 Football Contact.....TBD
 FB Contact Phone.....610-758-6631
 FB Contact Email.....TBD
 Pressbox Number.....610-758-4903
 Website.....lehighsports.com



**Rhode Island
Rams**

at Buffalo -- Sept. 2

Conference.....Mid-American
 Head Coach.....Jeff Quinn
 2009 Record.....5-7
 Series Record.....Buffalo leads, 3-0
 Football Contact.....Paul Vecchio
 FB Contact Phone.....716-645-6761
 FB Contact Email.....pvecchio@buffalo.edu
 Pressbox Number.....716-645-6837
 Website.....buffalobulls.com

at Fordham -- Sept. 11

Conference.....Patriot
 Head Coach.....Tom Masella
 2009 Record.....5-6
 Series Record.....Fordham leads, 5-4
 Football Contact.....Joe DiBari
 FB Contact Phone.....718-817-4240
 FB Contact Email.....dibari@fordham.edu
 Pressbox Number.....718-817-4241
 Website.....fordhamsports.com

Brown -- Oct. 2

Conference.....Ivy
 Head Coach.....Phil Estes
 2009 Record.....6-4
 Series Record.....Brown leads, 67-25-2
 Football Contact.....Chris Humm
 FB Contact Phone.....401-863-1095
 FB Contact Email.....christopher_humm@brown.edu
 Pressbox Number.....401-867-3888, -3897
 Website.....brownbears.com



**Richmond
Spiders**

at Virginia -- Sept. 4

Conference.....Atlantic Coast
 Head Coach.....Mike London
 2009 Record.....3-9
 Series Record.....Virginia leads, 25-2-2
 Football Contact.....Vincent Briedis
 FB Contact Phone.....434-243-2467
 FB Contact Email.....briedis@virginia.edu
 Pressbox Number.....434-296-5910, 295-9262
 Website.....virginiaport.com

Elon -- Sept. 18

Conference.....Southern
 Head Coach.....Pete Lembo
 2009 Record.....9-3
 Series Record.....Richmond leads, 3-0
 Football Contact.....Chris Rash
 FB Contact Phone.....336-278-6712
 FB Contact Email.....crash@elon.edu
 Pressbox Number.....336-278-6777
 Website.....elonphoenix.com

Coastal Carolina -- Oct. 2

Conference.....Big South
 Head Coach.....David Bennett
 2009 Record.....5-6
 Series Record.....First Meeting
 Football Contact.....Mike Cawood
 FB Contact Phone.....843-349-2822
 FB Contact Email.....cawood@coastal.edu
 Pressbox Number.....843-234-3404, -3405
 Website.....gococcusports.com



**Towson
Tigers**

at Indiana -- Sept. 2

Conference.....Big Ten
 Head Coach.....Bill Lynch
 2009 Record.....4-8
 Series Record.....First Meeting
 Football Contact.....Jeff Keag
 FB Contact Phone.....812-855-6209
 FB Contact Email.....jkeag@indiana.edu
 Pressbox Number.....812-855-2754
 Website.....iuhoosiers.com

Coastal Carolina -- Sept. 11

Conference.....Big South
 Head Coach.....David Bennett
 2009 Record.....5-6
 Series Record.....Series tied, 1-1
 Football Contact.....Mike Cawood
 FB Contact Phone.....843-349-2822
 FB Contact Email.....cawood@coastal.edu
 Pressbox Number.....843-234-3404, -3405
 Website.....gococcusports.com

at Columbia -- Sept. 25

Conference.....Ivy
 Head Coach.....Norries Wilson
 2009 Record.....4-6
 Series Record.....Columbia leads, 2-1
 Football Contact.....Darlene Camacho
 FB Contact Phone.....212-854-2535
 FB Contact Email.....dc2164@columbia.edu
 Pressbox Number.....212-304-8023
 Website.....gocolumbialions.com

2010 CAA Football

CAA Football Non-Conference Opponents



Villanova Wildcats

at Temple -- Sept. 3

Conference.....Mid-American
 Head Coach.....Al Golden
 2009 Record.....9-4
 Series Record.....Villanova leads, 15-12-2
 Football Contact.....Cathy Bongiovi
 FB Contact Phone.....812-855-6209
 FB Contact Email.....cathyb@temple.edu
 Pressbox Number.....267-570-4453
 Website.....owlsports.com

at Lehigh -- Sept. 11

Conference.....Patriot
 Head Coach.....Andy Coen
 2009 Record.....4-7
 Series Record.....Villanova leads, 6-5
 Football Contact.....TBD
 FB Contact Phone.....610-758-6631
 FB Contact Email.....TBD
 Pressbox Number.....610-758-4903
 Website.....lehighsports.com

Penn -- Sept. 25

Conference.....Ivy
 Head Coach.....Al Bagnoli
 2009 Record.....8-2
 Series Record.....Villanova leads, 9-5
 Football Contact.....Eric Dolan
 FB Contact Phone.....215-898-6129
 FB Contact Email.....erdolan@upenn.edu
 Pressbox Number.....215-898-6159, -1085
 Website.....pennathletics.com



William and Mary Tribe

VMI -- Sept. 11

Conference.....Big South
 Head Coach.....Sparky Woods
 2009 Record.....2-9
 Series Record.....William and Mary leads, 51-33-2
 Football Contact.....Wade Branner
 FB Contact Phone.....540-464-7515
 FB Contact Email.....brannerwh@vmi.edu
 Pressbox Number.....540-463-6725
 Website.....vmikeydets.com

at Old Dominion -- Sept. 18

Conference.....FCS Independent
 Head Coach.....Bobby Wilder
 2009 Record.....9-2
 Series Record.....First Meeting
 Football Contact.....Kimberly Zivkovich
 FB Contact Phone.....757-617-7757
 FB Contact Email.....kzivkovi@odu.edu
 Pressbox Number.....757-683-3842
 Website.....odusports.com

at North Carolina -- Oct. 30

Conference.....Atlantic Coast
 Head Coach.....Butch Davis
 2009 Record.....8-5
 Series Record.....North Carolina leads, 12-0-2
 Football Contact.....Kevin Best
 FB Contact Phone.....919-962-8916
 FB Contact Email.....kevinbest@unc.edu
 Pressbox Number.....919-962-2123
 Website.....tarheelblue.com




Villanova's Norman White looks in prior to a snap during the Wildcats 2009 National Championship game against Montana.

CAA 2010 CAA Football

Preseason All-CAA Football Squad - Offense




BRANT CLOUSER
VILLANOVA




KENDALL GASKINS
RICHMOND



TRE GRAY
RICHMOND



KEVIN GRAYSON
RICHMOND



JOHN GRIFFIN
MASSACHUSETTS

CAA FOOTBALL PRESEASON OFFENSIVE PLAYER OF THE YEAR


Position	Name	Year	Height	Weight	School
Wide Receiver	Matt Szczur	Senior	5-11	195	Villanova

PRESEASON ALL-CAA FOOTBALL OFFENSE

Position	Name	Year	Height	Weight	School
Quarterback	Chris Whitney	Senior	6-2	230	Villanova
Running Back	John Griffin	Senior	6-0	208	Massachusetts
Running Back	Jonathan Grimes	Junior	5-10	201	William and Mary
Fullback	Kendall Gaskins	Sophomore	6-1	210	Richmond
Wide Receiver	Tre Gray	Junior	5-11	168	Richmond
Wide Receiver	Kevin Grayson	Senior	6-3	205	Richmond
Wide Receiver	Matt Szczur	Senior	5-11	195	Villanova
Tight End	Emil Igwenagu	Junior	6-1	240	Massachusetts
Offensive Line	Brant Clouser	Senior	6-2	290	Villanova
Offensive Line	Keith Hill, Jr.	Senior	6-4	312	William and Mary
Offensive Line	Ben Ijalana	Senior	6-4	320	Villanova
Offensive Line	Drew Lachenmayer	Senior	6-2	286	Richmond
Offensive Line	Theo Sherman	Senior	6-4	305	James Madison

PRESEASON ALL-CAA FOOTBALL SPECIAL TEAMS


Position	Name	Year	Height	Weight	School
Return Specialist	Matt Szczur	Senior	5-11	195	Villanova
Placekicker	Nick Yako	Sophomore	6-0	215	Villanova



JONATHAN GRIMES
WILLIAM AND MARY



KEITH HILL, JR.
WILLIAM AND MARY



EMIL IGWENAGU
MASSACHUSETTS




BEN IJALANA
VILLANOVA



DREW LACHENMAYER
RICHMOND




THEO SHERMAN
JAMES MADISON



MATT SZCZUR
VILLANOVA



CHRIS WHITNEY
VILLANOVA




NICK YAKO
VILLANOVA

2010 CAA Football

Preseason All-CAA Football Squad - Defense




ANTHONY BRATTON
DELAWARE




RONNELL BROWN
JAMES MADISON



JOHN DEMPSEY
VILLANOVA



TYLER HOLMES
MASSACHUSETTS



YAKI IBIA
TOWSON

CAA FOOTBALL PRESEASON DEFENSIVE PLAYER OF THE YEAR

Position	Name	Year	Height	Weight	School
Linebacker	Terence Thomas	Senior	6-0	230	Villanova

PRESEASON ALL-CAA FOOTBALL DEFENSE


Position	Name	Year	Height	Weight	School
Defensive Line	Ronnell Brown	Senior	6-2	265	James Madison
Defensive Line	Yaki Ibia	Senior	6-2	285	Towson
Defensive Line	Brian McNally	Junior	6-4	240	New Hampshire
Defensive Line	Martin Parker	Senior	6-3	283	Richmond
Linebacker	Tyler Holmes	Junior	6-0	215	Massachusetts
Linebacker	Eric McBride	Senior	6-2	231	Richmond
Linebacker	Terence Thomas	Senior	6-0	230	Villanova
Linebacker	Jake Trantin	Senior	6-1	235	William and Mary
Safety	Anthony Bratton	Senior	6-2	196	Delaware
Safety	John Dempsey	Senior	6-0	215	Villanova
Cornerback	Justin Rogers	Senior	5-10	181	Richmond
Cornerback	Dino Vasso	Senior	5-8	175	New Hampshire

PRESEASON ALL-CAA FOOTBALL SPECIAL TEAMS

Position	Name	Year	Height	Weight	School
Punter	David Miller	Senior	6-0	183	William and Mary




ERIC MCBRIDE
RICHMOND



MARTIN PARKER
RICHMOND



BRIAN MCNALLY
NEW HAMPSHIRE



JUSTIN ROGERS
RICHMOND




DAVID MILLER
WILLIAM AND MARY



TERENCE THOMAS
VILLANOVA



JAKE TRANTIN
WILLIAM AND MARY



DINO VASSO
NEW HAMPSHIRE

CAA 2010 CAA Football

CAA Football Schedule

Thursday, September 2

West Chester at Delaware	7:00 p.m.
Albany at Maine	7:00 p.m.
Rhode Island at Buffalo [TWCS]	7:00 p.m.
Towson at Indiana [B10]	7:30 p.m.

Friday, September 3

Villanova at Temple [ESPN3]	5:00 p.m.
-----------------------------------	-----------

Saturday, September 4

*William and Mary at Massachusetts [TCN/CSN-NE]	3:30 p.m.
Morehead State at James Madison	6:00 p.m.
Central Connecticut State at New Hampshire	12:00 p.m.
Richmond at Virginia [ESPN3]	6:00 p.m.

Saturday, September 11

South Dakota State at Delaware	1:00 p.m.
James Madison at Virginia Tech [ESPN3]	1:30 p.m.
Maine at Monmouth	1:00 p.m.
Holy Cross at Massachusetts	6:00 p.m.
New Hampshire at Pittsburgh	1:00 p.m.
Rhode Island at Fordham	6:00 p.m.
Coastal Carolina at Towson	7:00 p.m.
Villanova at Lehigh	12:30 p.m.
VMI at William and Mary	7:00 p.m.

Saturday, September 18

*New Hampshire at Rhode Island [CSN-NE]	12:00 p.m.
*Towson at Villanova [TCN/CSN-NE]	3:30 p.m.
Duquesne at Delaware	6:00 p.m.
Maine at Syracuse	7:15 p.m.
Massachusetts at Michigan [B10]	12:00 p.m.
Elon at Richmond	1:00 p.m.
William and Mary at Old Dominion [CSN-MA]	7:00 p.m.

Saturday, September 25

*William and Mary at Maine [WABI]	6:00 p.m.
*Delaware at Richmond [TCN/CSN-NE]	3:30 p.m.
Liberty at James Madison	6:00 p.m.
Massachusetts at Stony Brook	6:00 p.m.
Lehigh at New Hampshire	12:00 p.m.
Towson at Columbia	12:30 p.m.
Penn at Villanova	TBA

Saturday, October 2

*Delaware at James Madison [TCN/CSN-NE]	12:00 p.m.
*New Hampshire at Maine [WABI]	6:00 p.m.
*Massachusetts at Towson	7:00 p.m.
*Villanova at William and Mary [CSN-MA]	3:30 p.m.
Brown at Rhode Island	1:00 p.m.
Coastal Carolina at Richmond	1:00 p.m.

Saturday, October 9

*Maine at Delaware	1:00 p.m.
*Richmond at New Hampshire [TCN/CSN-NE]	12:00 p.m.
*James Madison at Towson	7:00 p.m.
*Rhode Island at William and Mary	7:00 p.m.

Saturday, October 16

*Rhode Island at Delaware	3:30 p.m.
*New Hampshire at James Madison [TCN/CSN-NE]	3:30 p.m.
*Villanova at Maine [CSN-NE]	12:00 p.m.
*Richmond at Massachusetts	3:30 p.m.

Saturday, October 23

*Massachusetts vs. New Hampshire [CSN-NE]	3:30 p.m.
*Maine at Rhode Island	12:30 p.m.
*Towson at Richmond	1:00 p.m.
*James Madison at Villanova	3:30 p.m.
*Delaware at William and Mary [TCN/CSN-NE]	12:00 p.m.

Saturday, October 30

*Massachusetts at James Madison [CSN-MA/CSN-NE]	3:30 p.m.
*Rhode Island at Towson	3:30 p.m.
*Richmond at Villanova [TCN/CSN-NE]	12:00 p.m.
William and Mary at North Carolina	TBA

Saturday, November 6

*Towson at Delaware	3:30 p.m.
*Maine at Massachusetts [CSN-NE]	3:30 p.m.
*William and Mary at New Hampshire	12:00 p.m.
*Villanova at Rhode Island	1:00 p.m.
*James Madison at Richmond [CSN-MA]	3:30 p.m.

Saturday, November 13

*William and Mary at James Madison	1:30 p.m.
*Delaware at Massachusetts	1:00 p.m.
*Rhode Island at Richmond	2:00 p.m.
*Maine at Towson	2:00 p.m.
*New Hampshire at Villanova [TCN/CSN-NE]	12:00 p.m.

Saturday, November 20

*Villanova at Delaware [TCN/CSN-NE]	12:00 p.m.
*James Madison at Maine	12:00 p.m.
*Towson at New Hampshire	12:00 p.m.
*Massachusetts at Rhode Island	12:30 p.m.
*Richmond at William and Mary [TCN/CSN-NE]	3:30 p.m.

Saturday, November 27

NCAA Division I Football Championship	First Round
---	-------------

Saturday, December 4

NCAA Division I Football Championship	Second Round
---	--------------

Saturday, December 11

NCAA Division I Football Championship	Quarterfinals
---	---------------

Friday & Saturday, December 17 & 18

NCAA Division I Football Championship	Semifinals
---	------------

Friday, January 7

NCAA Division I Football Championship	Title Game
(Pizza Hut Park; Frisco, Texas)	

LEGEND

B10	Big Ten Network
CSN-MA	Comcast SportsNet Mid-Atlantic
CSN-NE	Comcast SportsNet New England
ESPN3	ESPN3.com
TCN	The Comcast Network Mid-Atlantic and Philadelphia
TWCS	Time Warner Cable Sportsnet (Buffalo, N.Y.)
WABI	WABI-TV (Orono, Maine)

* - CAA Football Game | All Times Eastern | Schedule Dates, Times and Broadcasts subject to change
 -- As of June 28, 2010

Massachusetts'
Tyler Holmes

Richmond's
Eric McBride

2010 CAA Football



Anthony Bratton

Pat Devlin

Matt Marcorelle

Anthony Walters

Delaware Blue Hens

Quick Facts

Location	Newark, Del.
Enrollment	16,000
Nickname	Blue Hens
Colors	Royal Blue & Gold
Website	www.bluehens.com
Stadium	Tubby Raymond Field at Delaware Stadium
Stadium Capacity	22,000
Stadium Surface	Artificial Grass
President	Dr. Patrick E. Harker
Athletics Director	Bernard Muir
Head Coach	K.C. Keeler
Head Coach Alma Mater, Year	Delaware, 1981
Football Contact	Scott Selheimer, Assistant Athletics Director/Sports Information
Football Contact Office Phone	302-831-8007
Lettermen Returning/Lost	40/14
Offensive Starters Returning/Lost	8/3
Defensive Starters Returning/Lost	8/3
2010 Fall Camp Reporting Date	August 6

2009 Results -- 6-5, 4-4 CAA

Home Stadium: Delaware Stadium (22,000)

Home: 4-2	Away: 2-3	vs. Division: 1-4	vs. Top 25 (SN): 1-3
Total Home Attendance: 124,497		Average Home Attendance: 20,750	
Sept. 4	{rv/rv} West Chester	W 35-0	22,006
Sept. 12	{rv/rv} Richmond [TCN/CSN-NE/CSS] {1/1}	L 15-16	20,800
Sept. 19	{rv/rv} Delaware State [STN]	W 27-17	20,585
Sept. 26	{rv/rv} at William and Mary {5/5}	L 20-30	12,259
Oct. 3	{rv/rv} at Maine [WABI] {rv/rv}	W 27-17	4,314
Oct. 10	{rv/-} UMass {12/13}	W 43-27	22,034
Oct. 17	{23/rv} at Towson	W 49-21	6,026
Oct. 31	{16/18} James Madison [TCN/CSN-NE] {rv/rv}	L 8-20	20,639
Nov. 7	{23/25} Hofstra	W 28-24	18,433
Nov. 14	{23/23} at Navy [CBSCS]	L 18-35	34,223
Nov. 21	{25/rv} at Villanova [TCN/CSN-NE] {2/3}	L 12-30	12,073

CAA Team's Coaches & Sports Network Rankings listed prior to Opponent/Opponent's Coaches & Sports Network Rankings listed after Opponent at time game was played



BLUE HENS HEAD COACH
K.C. KEELER
8 SEASONS (2002-09)

Collegiate Overall Record (Years)	150-60-1 (16 years)
Record at CAA Football Schools (Years)	62-39 (8 years)
Record in CAA Football Games (Years)	36-30 (8 years)

Delaware Coaching Staff

Nick Rapone	Defensive Coordinator/Defensive Backs
Jim Hoffer	Offensive Coordinator/Quarterback
Damian Wroblewski	Run Game Coordinator/Offensive Line
Brian Ginn	Pass Game Coordinator/Wide Receivers
Gregg Perry	Tight Ends
Aaron Harris	Running Backs
Phil Petite	Defensive Line
Brad Sherrod	Linebackers
Lyle Hemphill	Defensive Back Assistant
Frank Law	Defensive Line Assistant
Drew Nystrom & Stephen Thomas	Graduate Assistants

2010 Schedule

Date	Opponent	Location	Series Record
Sept. 2	WEST CHESTER	Newark, Del.	44-6-1
Sept. 11	SOUTH DAKOTA STATE	Newark, Del.	First Meeting
Sept. 18	DUQUESNE	Newark, Del.	First Meeting
Sept. 25	*at Richmond	Richmond, Va.	18-8
Oct. 2	*at James Madison	Harrisonburg, Va.	11-8
Oct. 9	*MAINE	Newark, Del.	22-7
Oct. 16	*RHODE ISLAND	Newark, Del.	18-7
Oct. 23	*at William and Mary	Williamsburg, Va.	20-14
Oct. 30	OPEN		
Nov. 6	*TOWSON	Newark, Del.	7-4
Nov. 13	*at Massachusetts	Amherst, Mass.	24-6
Nov. 20	*VILLANOVA	Newark, Del.	20-22-1

CAA 2010 CAA Football

Delaware Blue Hens' All-Star Candidates



ANTHONY BRATTON
MANASSAS, VA.
OSBOURN PARK HIGH SCHOOL

DB	6-2	196	SR
----	-----	-----	----

YEAR	GP	S-A-Tackles	SK/TFL	Int	PBU	FF/FR
2006	5	5-2-7	0.0/0.0	0	0	0/0
2007	14	73-32-105	0.0/2.5	1	5	2/1
2008 (mr)	1	8-1-9	0.0/0.0	0	1	0/0
2009	9	32-17-49	0.0/2.5	4	2	1/0
Career	29	118-52-170	0.0/5.0	5	8	3/1

-- Third-year starter at strong safety

-- Has played in 29 career games and registered 170 tackles, five interceptions, and eight pass breakups

-- Earned second team All-CAA Football in 2009 when he played in nine games and registered 49 tackles and tied for the team lead with four interceptions

-- Blue Hen Touchdown Club Defensive Player of the Week vs. James Madison when he had a season-high nine tackles and intercepted a pass

-- Posted eight tackles vs. William and Mary

-- Sat out final two games of 2009 season with an ankle injury



MATT MARCORELLE
FORT PIERCE, FLA.
JOHN CARROLL HIGH SCHOOL

LB	6-2	250	SR
----	-----	-----	----

YEAR	GP	S-A-Tackles	SK/TFL	Int	PBU	FF/FR
2005	11	29-22-51	4.0/9.0	0	1	1/0
2006 (mr)	2	8-1-9	0.0/2.0	0	0	1/0
2007	14	42-22-64	8.0/15.0	0	1	5/2
2008	9	15-17-32	3.0/4.5	0	3	0/1
2009 (mh)	3	1-0-1	0.0/1.0	0	0	0/0
Career	39	95-62-157	15.0/31.5	0	5	7/3

-- Rare sixth-year player who was granted extra year of eligibility by NCAA during the off-season

-- Believed to be one of the few players in NCAA history to serve as team captain four times

-- Has missed 21 career games due to injury, including eight last season

-- Delaware's active career leader with 15 sacks, 31.5 tackles for loss, and seven forced fumbles

-- Earned honorable mention The Sports Network All-American honors in 2007 and was second team All-CAA Football in 2008 and third team All-CAA Football in 2007

-- Has played defensive end for most of his career but is slated to play at middle linebacker spot in 2010 after playing their last season before injury



PAT DEVLIN
DOWNTOWN, PA.
DOWNTOWN EAST HIGH SCHOOL

QB	6-4	220	SR
----	-----	-----	----

YEAR	GP	----- Passing -----				--- Rushing ---			
		Comp.-Att.-Int.	Yds.	TD	Lg.	Att.	Yds.	TD	
2009	11	220-344-9	2664	16	79	84	127	4	
Career	11	220-344-9	2664	16	79	84	127	4	

-- 2010 co-captain

-- Candidate for Walter Payton Award as the top offensive player in the nation at the NCAA FCS Division I level after placing 17th in 2009

-- Outstanding student who will graduate in May with a degree in finance, enroll in graduate school this fall, and is CoSIDA Academic All-American candidate

-- Led CAA in total offense per game (253.73) and passing yards per game (242.18) and was No. 2 in passing rating (139.12) in 2009 when he completed 220 of 344 passes for 2,664 yards and 16 TDs with just nine interceptions. He also ran for four touchdowns

-- Ranked No. 17 in passing yards per game, No. 21 in total offense, No. 27 in passing rating among NCAA quarterbacks in 2009

-- Ranked No. 8 among returning NCAA quarterbacks in passing yards



ANTHONY WALTERS
PHILADELPHIA, PA.
CARDINAL O'HARA HIGH SCHOOL

DB	6-1	195	SR
----	-----	-----	----

YEAR	GP	S-A-Tackles	SK/TFL	Int	PBU	FF/FR
2007	15	49-14-63	1.0/7.5	3	9	1/2
2008	11	40-25-65	0.0/0.0	4	4	1/1
2009	11	40-15-55	0.0/1.5	1	10	2/1
Career	37	129-54-183	1.0/9.0	8	23	4/4

-- Versatile defensive back who can play at both cornerback and safety and will move to free safety spot this fall

-- Has started all 37 of his career games played, including all 11 in 2009 when he started nine at cornerback and two at strong safety

-- Delaware's active career leader in tackles (183), solo tackles (129), interceptions (8), pass breakups (23/No. 10 all-time at UD), and fumble recoveries (4)

-- Ranked No. 2 among UD defensive backs with 55 tackles and was No. 2 on the team with 40 solo stops in 2009 when he also had a team-high 10 pass breakups, two forced fumbles, and an interception

-- Earned first team All-CAA Football honors in 2009

2010 CAA Football

Delaware Blue Hens' Coaching Records

K.C. Keeler

Playing Career

1977-80.....University of Delaware

Coaching Career

1981..... Assistant Coach, Amherst College
 1986-87..... Assistant Coach, Rowan University
 1988-92..... Offensive Coordinator, Rowan University
 1993-01..... Head Coach, Rowan University
 2002-..... Head Coach, University of Delaware

Personal


Birthdate
 July 26, 1959

Hometown
 Emmaus, Pa.

Alma Mater
 Delaware '81

Wife
 Janice

Children
 Kate, Jackson



Keeler's Year-By-Year Record

Year	School	Record	Conf./Finish	Postseason
1993	Rowan	11-2		NCAA (Div. III) Finals
1994	Rowan	6-3		
1995	Rowan	10-3-1		NCAA (Div. III) Finals
1996	Rowan	10-3		NCAA (Div. III) Finals
1997	Rowan	11-1		NCAA (Div. III) Semis
1998	Rowan	10-3		NCAA (Div. III) Finals
1999	Rowan	12-2		NCAA (Div. III) Finals
2000	Rowan	7-2		
2001	Rowan	11-2		NCAA (Div. III) Semis
Rowan Totals		88-21-1 (.805)		
2002	Delaware	6-6	4-5/T6th	
2003	Delaware	15-1	8-1/T1st	NCAA Champions
2004	Delaware	9-4	7-1/T1st (South)	NCAA Qtrs
2005	Delaware	6-5	3-5/T3rd (South)	
2006	Delaware	5-6	3-5/T4th (South)	
2007	Delaware	11-4	5-3/T3rd (South)	NCAA Finals
2008	Delaware	4-8	2-6/5th (South)	
2009	Delaware	6-5	4-4/T4th (South)	
Delaware Totals		62-39 (.614)		
Career Record		150-60-1 (.713)		

All-Time Delaware Coaching Records

Coach	Years	Record	Pct.	Conf.	Pct.
No Coach	1889-97	15-22-4	.415		
Herbert L. Rice	1898-01	14-15-2	.484		
C.A. Short	1902, 06	8-6-2	.563		
Nathan A. Mannakee	1903-05	8-13-2	.391		
E. Pratt King	1907	0-5-1	.083		
William J. McAvoy	1908-16, 22-24	42-43-13	.495		
Stan Baumgartner	1917	2-5	.286		
Lt. Milton Arronwitz	1918	2-5	.286		
H.B. Shipley	1919-20	5-10-2	.353		
Sylvester R. Derby	1921	5-4	.556		
R.M. Forstburg	1925-27	9-14-1	.396		
Joseph J. Rothrock	1928	2-6	.250		
A.B. Ziegler	1929-30	6-10-2	.389		
Charles Rogers	1931-33	12-9-4	.560		
J. Neil Stahley	1934	4-3-1	.563		
Lyal W. Clark	1935-37	5-18-1	.229		
Stephen J. Grenda	1938-39	4-12	.250		
William D. Murray	1940-42, 46-51	49-16-2	.746		
David M. Nelson	1952-65	84-42-2	.664		
Tubby Raymond	1966-01	300-119-3	.714	89-38	.701
K.C. Keeler	2002-	62-39	.614	36-30	.545

2010 CAA Football

Delaware Blue Hens By The Numbers...

2010 Team Information

Total No. of Starters Returning: 17

Offense: 8

-OL - Shea Allard
-WR - Tommy Crosby
-QB - Pat Devlin
-OL - Gino Gradkowski
-RB - David Hayes
-WR - Mark Mackey
-OL - Rob McDowell
-OL - Kevin Uhl

Defense: 8

-DB - Anthony Bratton
-DB - Tyrone Grant
-LB - Andrew Harrison
-DL - Siddiq Haynes
-LB - Benard Makumbi
-DL - Chris Morales
-DB - Anthony Walters
-LB - Paul Worrlow

Special Teams: 1

-P - Ed Wagner

Total No. of Starters Lost: 7

Offense: 3

-WR - Mark Duncan
-TE - Trevor Mooney
-OL - Corey Nicholson

Defense: 3

-DL - Brandon Gilbeaux
-DB - Charles Graves
-DL - John Higginson

Special Teams: 1

-PK - Jon Strifsky

Total No. of Letterwinners Returning: 40

Offense: 19

Defense: 20

Special Teams: 1

Total No. of Letterwinners Lost: 14

Offense: 5

Defense: 8

Special Teams: 1

NOTE: Special Teams include kickers and punters only.



Year-By-Year Results

Year	Overall	Conference	Coach	Year	Overall	Conference	Coach
1889	1-1-1		None	1956	5-3-1		David M. Nelson
1890	2-2		None	1957	4-3		David M. Nelson
1891	5-3-1		None	1958	5-3		David M. Nelson
1892	1-2-2		None	1959	8-1		David M. Nelson
1893	2-1		None	1960	2-6-1		David M. Nelson
1894	1-1		None	1961	4-4		David M. Nelson
1895	1-3		None	1962	7-2		David M. Nelson
1896	0-5		None	1963	8-0		David M. Nelson
1897	2-4		None	1964	4-5		David M. Nelson
1898	1-6-1		Herbert L. Rice	1965	5-4		David M. Nelson
1899	6-2		Herbert L. Rice	1966	6-3		Harold "Tubby" Raymond
1900	2-3-1		Herbert L. Rice	1967	2-7		Harold "Tubby" Raymond
1901	5-4		Herbert L. Rice	1968	8-3		Harold "Tubby" Raymond
1902	3-5-1		C.A. Short	1969	9-2		Harold "Tubby" Raymond
1903	4-4		Nathan A. Mannakee	1970	9-2		Harold "Tubby" Raymond
1904	1-5-1		Nathan A. Mannakee	1971	10-1		Harold "Tubby" Raymond
1905	3-4-1		Nathan A. Mannakee	1972	10-0		Harold "Tubby" Raymond
1906	5-1		C.A. Short	1973	8-4		Harold "Tubby" Raymond
1907	0-5-1		E. Pratt King	1974	12-2		Harold "Tubby" Raymond
1908	3-4-1		William J. McAvoy	1975	8-3		Harold "Tubby" Raymond
1909	1-6-1		William J. McAvoy	1976	8-3-1		Harold "Tubby" Raymond
1910	1-2-2		William J. McAvoy	1977	6-3-1		Harold "Tubby" Raymond
1911	2-5-2		William J. McAvoy	1978	10-4		Harold "Tubby" Raymond
1912	1-6-1		William J. McAvoy	1979	13-1		Harold "Tubby" Raymond
1913	2-4-2		William J. McAvoy	1980	9-2		Harold "Tubby" Raymond
1914	7-1-1		William J. McAvoy	1981	9-3		Harold "Tubby" Raymond
1915	6-3		William J. McAvoy	1982	12-2		Harold "Tubby" Raymond
1916	4-3-1		William J. McAvoy	1983	4-7		Harold "Tubby" Raymond
1917	2-5		Stan Baumgartner	1984	8-3		Harold "Tubby" Raymond
1918	1-2-2		Lt. Milton Arronwitz	1985	7-4		Harold "Tubby" Raymond
1919	2-5-1		H.B. Shipley	1986	9-4	5-2	Harold "Tubby" Raymond
1920	3-5-1		H.B. Shipley	1987	5-6	2-5	Harold "Tubby" Raymond
1921	5-4		Sylvester R. Derby	1988	7-5	6-2	Harold "Tubby" Raymond
1922	6-3		William J. McAvoy	1989	7-4	5-3	Harold "Tubby" Raymond
1923	5-3-1		William J. McAvoy	1990	6-5	5-3	Harold "Tubby" Raymond
1924	4-3-1		William J. McAvoy	1991	10-2	7-1	Harold "Tubby" Raymond
1925	4-4		R. M. Forstburg	1992	11-3	7-1	Harold "Tubby" Raymond
1926	3-5		R. M. Forstburg	1993	9-4	6-2	Harold "Tubby" Raymond
1927	2-5-1		R. M. Forstburg	1994	7-3-1	5-3	Harold "Tubby" Raymond
1928	2-6		Joseph J. Rothrock	1995	11-2	8-0	Harold "Tubby" Raymond
1929	0-7-1		A.B. Ziegler	1996	8-4	6-2	Harold "Tubby" Raymond
1930	6-3-1		A.B. Ziegler	1997	12-2	7-1	Harold "Tubby" Raymond
1931	5-1-2		Charles Rogers	1998	7-4	4-4	Harold "Tubby" Raymond
1932	5-4		Charles Rogers	1999	7-4	5-3	Harold "Tubby" Raymond
1933	2-4-2		Charles Rogers	2000	12-2	7-1	Harold "Tubby" Raymond
1934	4-3-1		J. Neil Stahley	2001	4-6	4-5	Harold "Tubby" Raymond
1935	2-5-1		Lyal W. Clark	2002	6-6	4-5	K.C. Keeler
1936	2-6		Lyal W. Clark	2003	15-1	8-1	K.C. Keeler
1937	1-7		Lyal W. Clark	2004	9-4	7-1	K.C. Keeler
1938	3-5		Stephen J. Grenda	2005	6-5	3-5	K.C. Keeler
1939	1-7		Stephen J. Grenda	2006	5-6	3-5	K.C. Keeler
1940	5-3		William D. Murray	2007	11-4	5-3	K.C. Keeler
1941	7-0-1		William D. Murray	2008	4-8	2-6	K.C. Keeler
1942	8-0		William D. Murray	2009	6-5	4-4	K.C. Keeler
1943			No schedule due to World War II				
1944			No schedule due to World War II				
1945			No schedule due to World War II				
1946	10-0		William D. Murray				
1947	4-4		William D. Murray				
1948	5-3		William D. Murray				
1949	8-1		William D. Murray				
1950	2-5-1		William D. Murray				
1951	5-3		William D. Murray				
1952	4-4		David M. Nelson				
1953	7-1		David M. Nelson				
1954	8-2		David M. Nelson				
1955	8-1		David M. Nelson				

2010 CAA Football



Ronnell Brown

Drew Dudzik

Theo Sherman

Pat Williams

James Madison Dukes

Quick Facts

Location	Harrisonburg, Va.
Enrollment	18,500
Nickname	Dukes
Colors	Purple & Gold
Website	www.jmusports.com
Stadium	Bridgeforth Stadium/Zane Showker Field
Stadium Capacity	15,500
Stadium Surface	Artificial Grass
President	Dr. Linwood H. Rose
Athletics Director	Jeff Bourne
Head Coach	Mickey Matthews
Head Coach Alma Mater, Year	West Texas State, 1976
Football Contact	John Martin, Assistant Athletics Director/Athletic Communications
Football Contact Office Phone	540-568-6154
Lettermen Returning/Lost	44/17
Offensive Starters Returning/Lost	6/5
Defensive Starters Returning/Lost	7/4
2010 Fall Camp Reporting Date	August 8

2009 Results -- 6-5, 4-4 CAA

Home Stadium: Bridgeforth Stadium (15,500)

Home: 3-2	Away: 3-3	vs. Division: 2-3	vs. Top 25 (SN): 2-3
Total Home Attendance: 76,527		Average Home Attendance: 15,305	
Sept. 12	{6/6}	at Maryland [E360]	L 35-38 (ot) 46,485
Sept. 19	{7/6}	VMI	W 44-16 15,951
Sept. 26	{7/6}	at Liberty [FLSN/MYV] {25/24}	W 24-10 15,532
Oct. 3	{7/6}	at Hofstra [FIOS]	L 17-24 2,751
Oct. 10	{13/12}	Richmond [CSN-MA/CSN-NE/CSN-P/CSS] {1/1}	L 17-21 16,098
Oct. 17	{16/16}	Villanova [TCN] {6/6}	L 0-27 16,037
Oct. 24	{rv/rv}	at William and Mary [CSN-MA/CSN-NE/CSN-P] {5/5}	L 3-24 12,259
Oct. 31	{rv/rv}	at Delaware [TCN/CSN-NE] {16/18}	W 20-8 20,639
Nov. 7	{rv/rv}	Maine {rv/-}	W 22-14 15,303
Nov. 14	{rv/-}	at UMass [TCN/CSN-NE] {rv/rv}	W 17-14 4,028
Nov. 21	{rv/rv}	Towson	W 43-12 13,138

CAA Team's Coaches & Sports Network Rankings listed prior to Opponent/Opponent's Coaches & Sports Network Rankings listed after Opponent at time game was played



DUKES HEAD COACH
MICKEY MATTHEWS
11 SEASONS (1999-2009)

Collegiate Overall Record (Years)	82-51 (11 years)
Record at CAA Football Schools (Years)	82-51 (11 years)
Record in CAA Football Games (Years)	55-36 (11 years)

James Madison Coaching Staff

Jeff Durden	Assistant Head Coach/Offensive Coordinator/Quarterbacks
Kyle Gillenwater	Defensive Coordinator/Linebackers
Isai Bradshaw	Defensive Line Assistant
Ulrick Edmonds	Running Backs/Recruiting Coordinator
Josh Haymore	Tight Ends/Video Coordinator
Mark Hendricks	Cornerbacks
Maurice Linguist	Safeties
Chris Malone	Offensive Line
Clayton Matthews	Wide Receivers/Kickers
J.C. Price	Defensive Run Game Coordinator/Defensive Line

2010 Schedule

Date	Opponent	Location	Series Record
Sept. 4	MOREHEAD STATE	Harrisonburg, Va.	4-2
Sept. 11	at Virginia Tech	Blacksburg, Va.	0-6
Sept. 18	OPEN		
Sept. 25	LIBERTY	Harrisonburg, Va.	10-5
Oct. 2	*DELAWARE	Harrisonburg, Va.	8-11
Oct. 9	*at Towson	Towson, Md.	16-5-1
Oct. 16	*NEW HAMPSHIRE	Harrisonburg, Va.	7-5
Oct. 23	*at Villanova	Villanova, Pa.	10-8
Oct. 30	*MASSACHUSETTS	Harrisonburg, Va.	6-7-1
Nov. 6	*at Richmond	Richmond, Va.	12-15
Nov. 13	*WILLIAM AND MARY	Harrisonburg, Va.	17-15
Nov. 20	*at Maine	Orono, Maine	9-4

CAA 2010 CAA Football

James Madison Dukes' All-Star Candidates



RONNELL BROWN
CHESAPEAKE, VA.
HICKORY HIGH SCHOOL

DL	6-2	265	SR
----	-----	-----	----

YEAR	GP	S-A-Tackles	SK/TFL	Int	PBU	FF/FR
2007	5	0-1-1	0.5/0.5	0	0	0/0
2008	14	9-13-22	2.0/3.0	1	0	0/0
2009	11	15-11-26	3.5/8.5	1	2	0/0
Career	30	24-25-49	6.0/12.0	2	2	0/0

-- Returning defensive line starter


-- Last season took part in 26 tackles, including 15 unassisted, 8.5 for loss and 3.5 quarterback sacks

-- Third on last season's JMU team in tackles for loss and is the team's leading returnee in that statistical category

-- A year ago had a season-best seven tackles against Villanova. Was credited with four solo stops, 3.5 stops for a loss and 1.5 quarterback sacks

-- Took part in six tackles at William and Mary

-- Had a pass interception during each of the last two seasons



THEO SHERMAN
DANVILLE, VA.
CHATHAM HIGH SCHOOL

OL	6-4	305	SR
----	-----	-----	----


-- The most-veteran member on JMU's offensive front

-- Three-year returning starter at offensive tackle. Has started JMU's last 26 games and 36 of 37 Dukes contests during the last three seasons

-- Third-team All-CAA Football honoree during the 2008 and 2009 seasons

-- In 2009 was second-team All-Virginia among players from the state's 10 Division I programs, as selected by the state's sports information directors association

-- A leading performer on JMU's offensive line that during the 2009 season helped the Dukes average 180.5 rushing yards per game, the No. 17 mark nationally and the No. 2 figure in CAA Football



DREW DUDZIK
CLIFTON, VA.
CENTREVILLE HIGH SCHOOL

QB	6-1	210	SR
----	-----	-----	----

YEAR	GP	----- Passing -----				--- Rushing ---			
		Comp.-Att.-Int.	Yds.	TD	Lg.	Att.	Yds.	TD	
2007	7	5-7-0	61	1	22	9	26	0	
2008	13	17-32-1	110	1	29	31	199	4	
2009	5	28-50-2	472	6	65	36	158	1	
Career	25	50-89-3	643	8	65	76	383	5	


-- JMU's probable starter at quarterback as a fifth-year senior in 2010 following a strong spring practice period

-- Shared time at quarterback a year ago with CAA Football Offensive Rookie of the Year Justin Thorpe before missing JMU's final six game with a foot injury

-- Threw for 472 yards and six touchdowns and ran for 158 yards and a score in limited play last season

-- Ran for 112 yards, including a 70-yard touchdown carry, and threw for two scores and 141 yards in last season's opener at Maryland

-- Replaced injured CAA Football Offensive Player of the Year Rodney Landers late during the first half of JMU's 2008 national semifinal game against Montana and ran for 88 yards and two touchdowns and threw for 70 yards



PAT WILLIAMS
VIRGINIA BEACH, VA.
FIRST COLONIAL HIGH SCHOOL

LB	6-1	205	JR
----	-----	-----	----

YEAR	GP	S-A-Tackles	SK/TFL	Int	PBU	FF/FR
2008	14	24-41-65	0.5/3.5	0	1	0/3
2009	11	34-53-87	1.0/8.0	0	2	0/1
Career	25	58-94-152	1.5/11.5	0	3	0/4

-- The No. 2 tackler on JMU's 2009 team behind Buck Buchanan Award winner Arthur Moats and the team's top returning tackler

-- Took part in 87 stops, including 34 solo, eight for loss and a quarterback sack, last season as linebacker starter after being CAA Defensive Rookie of the Year as a strong safety starter in 2008

-- Reached double figures in tackles during four 2009 games

-- Had a career-high 16 stops against Towson, 11 against Massachusetts and Virginia Military Institute and 10 at Maryland. Involved in nine tackles at William and Mary

-- Had a quarterback sack and seven solo stops at Maryland and six unassisted tackles among seven overall stops against Richmond

2010 CAA Football

James Madison Dukes' Coaching Records

Mickey Matthews

Playing Career

1972-75 West Texas State University

Coaching Career

1976-77 Offensive Backfield, Lamar (TX) High School
 1978-79 Assistant Coach, Kansas State University
 1980-81 Secondary/Recruiting Coordinator, West Texas State University
 1982-85 Secondary, University of Texas-El Paso
 1986 Outside Linebackers/Special Teams, University of Houston
 1987 Secondary, Texas Christian University
 1988-89 Defensive Coordinator/Assistant Head Coach, Southwest Texas State University
 1990-95 Defensive Coordinator/Assistant Head Coach, Marshall University
 1996-98 Linebackers/Secondary, University of Georgia
 1999 Head Coach, James Madison University

Personal

Birthdate

November 8, 1953

Hometown

Andrews, Texas

Alma Mater

West Texas State '76

Wife

Kay

Children

Meredith Anne, Clayton

Matthews' Year-By-Year Record

Year	School	Record	Conf./Finish	Postseason	
1999	James Madison	8-4	7-1/T1st	NCAA	
2000	James Madison	6-5	4-4/T4th		
2001	James Madison	2-9	0-9/11th		
2002	James Madison	5-7	3-6/9th		
2003	James Madison	6-6	4-5/7th		
2004	James Madison	13-2	7-1/T1st (South)	NCAA Champions	
2005	James Madison	7-4	5-3/2nd (South)		
2006	James Madison	9-3	7-1/1st (South)	NCAA	
2007	James Madison	8-4	6-2/2nd (South)	NCAA	
2008	James Madison	12-2	8-0/1st (South)	NCAA Semis	
2009	James Madison	6-5	4-4/T4th (South)		
James Madison Totals		82-51 (.617)			
Career Record		82-51 (.617)			

All-Time James Madison Coaching Records

Coach	Years	Record	Pct.	Conf.	Pct.
Challace McMillin	1972-84	67-56-1	.544		
Joe Purzycki	1985-90	34-30-2	.530		
Rip Scherer	1991-94	29-19	.604	10-6	.625
Alex Wood	1995-98	23-22	.511	16-16	.500
Mickey Matthews	1999-	82-51	.617	55-36	.604



2010 CAA Football

James Madison Dukes By The Numbers...

2010 Team Information

Total No. of Starters Returning: 15

Offense: 6

- OL - Roane Babington
- OL - Brandon Monroe
- TB - Scott Noble
- OL - Theo Sherman
- QB - Justin Thorpe
- WR - Marcus Turner

Defense: 7

- DL - Ronnell Brown
- DL - D.J. Bryant
- DB - Jakarie Jackson
- DB - Vidal Nelson
- LB - Jamie Veney
- DB - Jon Williams
- LB - Pat Williams

Special Teams: 2

- PK - Dixon Wright
- P - Matt Goff

Total No. of Starters Lost: 9

Offense: 5

- OL - Dorian Brooks
- TE - Mike Caussin
- WR - Rockeed McCarter
- TE - Charlie Newman
- OL - Donny Smith

Defense: 4

- DL - Sam Daniels
- DB - Scotty McGee
- DL - Arthur Moats
- DB - Jamaris Sanders

Special Teams: 0

Total No. of Letterwinners Returning: 44

Offense: 21

Defense: 19

Special Teams: 4

Total No. of Letterwinners Lost: 15

Offense: 9

Defense: 6

Special Teams: 0

NOTE: Special Teams include kickers and punters only.



Year-By-Year Results

Year	Overall	Conference	Coach
1972	0-4-1		Challace McMillin
1973	4-5		Challace McMillin
1974	6-4		Challace McMillin
1975	9-0-1		Challace McMillin
1976	7-4		Challace McMillin
1977	5-5		Challace McMillin
1978	8-2		Challace McMillin
1979	4-6		Challace McMillin
1980	4-6		Challace McMillin
1981	3-8		Challace McMillin
1982	8-3		Challace McMillin
1983	3-8		Challace McMillin
1984	6-5		Challace McMillin
1985	5-6		Joe Purzycki
1986	5-5-1		Joe Purzycki
1987	9-3		Joe Purzycki
1988	5-6		Joe Purzycki
1989	5-4-1		Joe Purzycki
1990	5-6		Joe Purzycki
1991	9-4		Rip Scherer
1992	4-7		Rip Scherer
1993	6-5	4-4	Rip Scherer
1994	10-3	6-2	Rip Scherer
1995	8-4	6-2	Alex Wood
1996	7-4	5-3	Alex Wood
1997	5-6	3-5	Alex Wood
1998	3-8	2-6	Alex Wood
1999	8-4	7-1	Mickey Matthews
2000	6-5	4-4	Mickey Matthews
2001	2-9	0-9	Mickey Matthews
2002	5-7	3-6	Mickey Matthews
2003	6-6	4-5	Mickey Matthews
2004	13-2	7-1	Mickey Matthews
2005	7-4	5-3	Mickey Matthews
2006	9-3	7-1	Mickey Matthews
2007	8-4	6-2	Mickey Matthews
2008	12-2	8-0	Mickey Matthews
2009	6-5	4-4	Mickey Matthews

2010 CAA Football



Steven Barker

Donte Dennis

Tyrell Jones

Mark Masterson

Maine Black Bears

Quick Facts

Location	Orono, Maine
Enrollment	12,000
Nickname	Black Bears
Colors	Navy Blue, Sky Blue & White
Website	www.goblackbears.com
Stadium	Morse Field at Alfond Stadium
Stadium Capacity	10,000
Stadium Surface	Artificial Grass
President	Dr. Robert Kennedy
Athletics Director	Blake James
Head Coach	Jack Cosgrove
Head Coach Alma Mater, Year	Maine, 1978
Football Contact	Andrew Mahoney, Assistant Manager/Media Relations
Football Contact Office Phone	201-581-4158
Lettermen Returning/Lost	42/9
Offensive Starters Returning/Lost	9/3
Defensive Starters Returning/Lost	6/3
2010 Fall Camp Reporting Date	August 6



BLACK BEARS HEAD COACH
JACK COSGROVE
17 SEASONS (1993-2009)

Collegiate Overall Record (Years)	93-101 (17 years)
Record at CAA Football Schools (Years)	93-101 (17 years)
Record in CAA Football Games (Years)	63-76 (17 years)

Maine Coaching Staff

Kevin Bourgoin	Offensive Coordinator/Quarterbacks
Joe Rossi	Defensive Coordinator/Linebackers
Frank Giufre	Run Game Coordinator/Offensive Line/Tights Ends
Steve Vashel	Defensive Backs
Dwyane Wilmot	Defensive Line/Recruiting Coordinator
Kevin Cahill	Special Teams Coordinator/Wide Receivers
Dennis Dottin-Carter	Offensive Assistant/Running Backs
Steve Boyle	Defensive Assistant/Defensive Backs
Momoudou Sisay	Defensive Assistant/Defensive Line

2009 Results -- 5-6, 4-4 CAA

Home Stadium: Alfond Stadium (10,000)

Home: 3-2	Away: 2-4	vs. Division: 4-1	vs. Top 25 (SN): 1-2
Total Home Attendance: 23,154		Average Home Attendance: 4,631	
Sept. 3	{19/19} St. Cloud State	W 34-27 (ot)	5,674
Sept. 12	{20/20} at Northeastern	W 17-7	1,528
Sept. 19	{20/19} at Albany {rv/-} [TWC]	L 16-20	4,823
Sept. 26	{rv/rv} at Syracuse [TWC]	L 24-41	35,632
Oct. 3	{rv/rv} Delaware [WABI] {rv/rv}	L 17-27	4,314
Oct. 10	at Hofstra [TCN/CSN-NE/SNY (td)] {rv/rv}	W 16-14	5,453
Oct. 17	{rv/-} Richmond [CSN-MA/CSN-NE/CSN-P/CSJ] {1/1}	L 21-38	6,087
Oct. 31	UMass [CSN-MA+/CSN-NE/CSN-P] {19/23}	W 19-9	3,562
Nov. 7	{rv/-} at James Madison {rv/rv}	L 14-22	15,303
Nov. 14	{rv/-} Rhode Island [WABI]	W 41-17	3,517
Nov. 21	{rv/rv} at New Hampshire [CSN-P/CSN-NE/CSN-MA+] {11/9}	L 24-27	6,635


CAA Team's Coaches & Sports Network Rankings listed prior to Opponent/Opponent's Coaches & Sports Network Rankings listed after Opponent at time game was played

2010 Schedule

Date	Opponent	Location	Series Record
Sept. 2	ALBANY	Orono, Maine	1-2
Sept. 11	at Monmouth	West Long Branch, N.J.	2-0
Sept. 18	at Syracuse	Syracuse, N.Y.	0-1
Sept. 25	*WILLIAM AND MARY	Orono, Maine	3-6
Oct. 2	*NEW HAMPSHIRE	Orono, Maine	43-48-8
Oct. 9	*at Delaware	Newark, Del.	7-22
Oct. 16	*VILLANOVA	Orono, Maine	7-6
Oct. 23	*at Rhode Island	Kingston, R.I.	51-34-3
Oct. 30	OPEN		
Nov. 6	*at Massachusetts	Amherst, Mass.	15-40-1
Nov. 13	*at Towson	Towson, Md.	5-3
Nov. 20	*JAMES MADISON	Orono, Maine	4-9

CAA 2010 CAA Football

Maine Black Bears' All-Star Candidates




STEVEN BARKER
TEANECK, N.J.
BERGEN COUNTY TECH HIGH SCHOOL

DB	5-10	185	SR
----	------	-----	----

YEAR	GP	S-A-Tackles	SK/TFL	Int	PBU	FF/FR
2005 (mr)	3	3-2-5	0.0/0.0	0	0	0/0
2006	3	4-0-4	0.0/0.0	0	2	0/0
2007	9	17-7-24	0.0/0.5	1	1	0/0
2009	11	31-17-48	1.0/2.0	3	10	1/0
Career	26	55-26-81	1.0/2.5	4	13	1/0

- Started 10 out of the 11 games he played in last season
- 2009 Third Team All-CAA Football honoree
- Ranked first in CAA Football in passes defended with 13 in 11 games and ranked 25th in the league in tackles among defensive backs
- Was seventh on the team last season with 48 tackles, including 2.0 TFL and had 1.0 sacks as well as a forced fumble.
- Had a season-high nine tackles and an interception at Hofstra last season
- Third on the team and tied for eighth in CAA Football with four interceptions




TYRELL JONES
GAITHERSBURG, MD.
OUR LADY OF GOOD COUNSEL HIGH SCHOOL

WR	6-3	207	SR
----	-----	-----	----

YEAR	GP	No.	Yds	TD	Long	Avg/G	Avg/C
2007	11	8	67	0	17	6.09	8.38
2008	13	23	356	4	40	27.38	15.48
2009	11	48	547	6	66	49.73	11.40
Career	35	79	970	10	66	27.71	12.28

- Started 10 out of 11 games at wide receiver last season
- The top returning wide receiver for the Black Bears with 48 receptions for 547 yards
- Ranked ninth in CAA Football with 4.36 receptions per game and ranked 10th with 49.7 yards per game
- Caught nine passes for 78 yards and two touchdowns against No. 1 Richmond
- Had nine receptions for 112 yards and a score against Rhode Island




DONTE DENNIS
RAHWAY, N.J.
RAHWAY HIGH SCHOOL

LB	6-0	225	JR
----	-----	-----	----

YEAR	GP	S-A-Tackles	SK/TFL	Int	PBU	FF/FR
2008	8	4-5-9	1.0/1.0	0	0	0/0
2009	11	51-55-106	1.0/9.0	4	3	0/2
Career	19	55-60-115	2.0/10.0	4	3	0/2

- Started all 11 games last season
- 2009 Third Team All-CAA Football honoree
- Led the team and ranked fifth in CAA Football and 32nd in the country with 106 tackles, including 9.0 TFL and 1.0 sacks
- Was third on the team and tied for eighth in CAA Football with four interceptions while also notching three pass breakups and two fumble recoveries
- Had a game-high 23 tackles including 2.5 TFL and 1.0 sacks against Delaware
- Named the CAA Football Defensive Player of the Week after notching 11 tackles, two interceptions, two pass breakups and recovered a fumble in a win over No. 19 UMass



MARK MASTERSON
WILLIAMSTOWN, N.J.
WILLIAMSTOWN HIGH SCHOOL

LB	6-3	223	SR
----	-----	-----	----

YEAR	GP	S-A-Tackles	SK/TFL	Int	PBU	FF/FR
2007	10	6-25-31	0.0/3.0	1	2	0/0
2008	13	38-30-68	2.0/3.5	1	7	1/2
2009 (mr)	2	5-3-8	0.0/1.5	0	0	0/0
Career	25	49-58-107	2.0/8.0	2	9	1/2

- Was a 2009 Preseason Honorable Mention All-American by Consensus Draft Services
- Only played in two games last season before getting a medical redshirt
- In 2008, started all 13 games and ranked 39th overall and 21st among CAA Football linebackers with 68 tackles
- Recorded six tackles, one sack (-8 yards), forced a fumble and recovered another against No. 1 James Madison
- Had 11 tackles, including a sack with two pass break ups against Hofstra and then had three pass break ups and returned an interception 79 yards for a touchdown against Northeastern.

Maine Black Bears' Coaching Records

Jack Cosgrove

Playing Career

1974-77 University of Maine

Coaching Career

1978-80 Graduate Assistant, University of Maine
 1981-84 Head Coach, Stoughton (Mass.) High School
 1985-86 Offensive Assistant, Boston College
 1987-88 Quarterbacks/Receivers, University of Maine
 1989-92 Offensive Coordinator, University of Maine
 1993- Head Coach, University of Maine

Personal

Birthdate

October 30, 1955

Hometown

Sharon, Mass.

Alma Mater

Maine '78

Wife

Marilyn

Children

Jeri, Matthew, Carly, Sydni

Cosgrove's Year-By-Year Record

Year	School	Record	Conf./Finish	Postseason
1993	Maine	0-11*	0-8*/6th (New England)	
1994	Maine	3-8	2-6/T5th (New England)	
1995	Maine	3-8	1-7/T5th (New England)	
1996	Maine	7-4	5-3/2nd (New England)	
1997	Maine	5-6	4-4/T2nd (New England)	
1998	Maine	6-5	3-5/T3rd (New England)	
1999	Maine	4-7	3-5/T6th	
2000	Maine	5-6	3-5/7th	
2001	Maine	9-3	7-2/T1st	NCAA Qtrs
2002	Maine	11-3	7-2/T1st	NCAA Qtrs
2003	Maine	7-5	5-4/T4th	
2004	Maine	5-6	3-5/T4th (North)	
2005	Maine	5-6	3-5/4th (North)	
2006	Maine	6-5	5-3/T2nd (North)	
2007	Maine	4-7	3-5/4th (North)	
2008	Maine	8-5	5-3/2nd (North)	NCAA
2009	Maine	5-6	4-4/2nd (North)	

Maine Totals 93-101 (.479)

Career Record 93-101 (.479)

*3 overall, 2 conference wins forfeited



All-Time Maine Coaching Records

Coach	Years	Record	Pct.	Conf.	Pct.
Chesely Johnston	1892	0-2	.000		
Wildes Veazie	1893	0-5	.000		
No Coach	1894	0-1	.000		
P. Folsom	1895	1-4	.200		
Jack Abbott	1896	1-3-2	.333		
Harry Robinson	1897	1-2	.333		
James Coombs	1898	1-4	.200		
W.B. Hopkins	1899	2-3	.400		
Ernest Burton	1900	4-4	.500		
Wells Farley	1901, 03	12-4	.750		
Eddie N. Robinson	1902	6-2	.750		
A. King	1904	3-4	.429		
Frank McCoy	1905-08	11-15-4	.433		
George Schildmiller	1909	3-4-1	.438		
Edgar Wingard	1910-11	11-3-2	.750		
Thomas Reilly	1912-13	12-3-1	.781		
E.B. Cochems	1914	6-3	.667		
Thomas Hughlitt	1915-16	6-7-3	.469		
Thomas McCann	1917	1-3	.250		
Captain Aldworth	1918	3-1	.750		
James Baldwin	1919-20	9-4-3	.656		
Fred Brice	1921-40	79-58-9	.572		
George Allen	1941, 46-48	16-11-2	.569	3-3	.500
William Kenyon	1942, 44-45	4-11	.267		
Sam Sezak	1943	0-1	.000		
David M. Nelson	1949-50	7-5-2	.536	5-1-1	.833
Harold Westerman	1951-66	80-38-7	.669	41-26-5	.604
Walter Abbott	1967-75	27-53	.338	15-32	.319
Jack Bicknell	1976-80	18-35-1	.343	4-20-1	.180
Ronald Rogerson	1981-84	19-23-1	.454	6-14	.300
Buddy Teevens	1985-86	13-9	.591	5-7	.417
Tim Murphy	1987-88	15-8	.652	10-5	.667
Tom Lichtenberg	1989	9-3	.750	6-2	.750
Kirk Ferentz	1990-92	12-21	.363	8-16	.333
Jack Cosgrove	1993-	93-101	.479	63-76	.453

2010 CAA Football

Maine Black Bears By The Numbers...

2010 Team Information

Total No. of Starters Returning: 17

Offense: 9

.....OL - Matt Barber
TE - Derek Buttles
WR - Tyrell Jones
FB - Conor Keating
OL - Steve Shea
QB - Warren Smith
OL - Josh Spearin
OL - Garret Williamson

Defense: 7

.....DB - Steven Barker
DB - Trevor Coston
LB - Donte Dennis
DB - Jerron McMillian
DB - Dominic Cusano
DL - Kevin Phanor
LB - Mark Masterson (2 games)

Special Teams: 1

.....K - Jordan Waxman

Total No. of Starters Lost: 6

Offense: 3

.....WR - Mike Brusko
OL - Tyler Eastman
WR - Landis Williams

Defense: 5

.....DL - Eric Lee
LB - Brandon McLaughlin
DL - Jordan Stevens

Special Teams: 0

Total No. of Letterwinners Returning: 42

Offense: 21

Defense: 20

Special Teams: 1

Total No. of Letterwinners Lost: 9

Offense: 3

Defense: 5

Special Teams: 1

NOTE: Special Teams include kickers and punters only.



Year-By-Year Results

Year	Overall	Conference	Coach	Year	Overall	Conference	Coach
1892	0-2		Chesely Johnston	1959	3-3-2	1-2-2	Harold Westerman
1893	0-5		Wildes Veazie	1960	4-3-1	3-2	Harold Westerman
1894	0-1		None	1961	8-0-1	5-0	Harold Westerman
1895	1-4		P. Folsom	1962	4-4	1-4	Harold Westerman
1896	1-3-2		Jack Abbott	1963	5-3	3-2	Harold Westerman
1897	1-2		Harry Robinson	1964	5-3	2-3	Harold Westerman
1898	1-4		James Coombs	1965	8-2	5-0	Harold Westerman
1899	2-3		W.B. Hopkins	1966	4-5	2-3	Harold Westerman
1900	4-4		Ernest Burton	1967	0-8	0-5	Walter Abbott
1901	7-1		Wells Farley	1968	3-5	2-3	Walter Abbott
1902	6-2		Eddie N. Robinson	1969	5-4	3-2	Walter Abbott
1903	5-3		Wells Farley	1970	3-5	1-4	Walter Abbott
1904	3-4		A. King	1971	2-6	1-4	Walter Abbott
1905	4-3-1		Frank McCoy	1972	3-6	1-4	Walter Abbott
1906	2-4-2		Frank McCoy	1973	3-7	2-4	Walter Abbott
1907	2-4-1		Frank McCoy	1974	4-6	4-2	Walter Abbott
1908	3-4		Frank McCoy	1975	4-6	1-4	Walter Abbott
1909	3-4-1		George Schildmiller	1976	6-5	2-3	John Bicknell
1910	5-1-2		Edgar Wingard	1977	3-7	1-4	John Bicknell
1911	6-2		Edgar Wingard	1978	3-7-1	0-4-1	John Bicknell
1912	7-1		Thomas Reilly	1979	2-9	0-5	John Bicknell
1913	5-2-1		Thomas Reilly	1980	4-7	1-4	John Bicknell
1914	6-3		E.B. Cochems	1981	3-7-1	1-4	Ronald Rogerson
1915	6-3		Thomas Hughlitt	1982	7-4	3-2	Ronald Rogerson
1916	0-4-3		Thomas Hughlitt	1983	4-6	0-5	Ronald Rogerson
1917	1-3		Thomas McCann	1984	5-6	2-3	Ronald Rogerson
1918	3-1		Captain Aldworth	1985	6-5	2-3	Buddy Teevens
1919	6-1		James Baldwin	1986	7-4	3-4	Buddy Teevens
1920	3-3-3		James Baldwin	1987	8-4	6-1	Tim Murphy
1921	2-5-1		Fred Brice	1988	7-4	4-4	Tim Murphy
1922	6-2		Fred Brice	1989	9-3	6-2	Tom Lichtenberg
1923	5-3		Fred Brice	1990	3-8	2-6	Kirk Ferentz
1924	4-3-1		Fred Brice	1991	3-8	2-6	Kirk Ferentz
1925	5-2-1		Fred Brice	1992	6-5	4-4	Kirk Ferentz
1926	7-1		Fred Brice	1993	0-11*	0-8*	Jack Cosgrove
1927	6-1		Fred Brice	1994	3-8	2-6	Jack Cosgrove
1928	4-1-2		Fred Brice	1995	3-8	1-7	Jack Cosgrove
1929	2-5		Fred Brice	1996	7-4	5-3	Jack Cosgrove
1930	3-4		Fred Brice	1997	5-6	4-4	Jack Cosgrove
1931	4-3		Fred Brice	1998	6-5	3-5	Jack Cosgrove
1932	5-1-1		Fred Brice	1999	4-3	3-5	Jack Cosgrove
1933	4-3		Fred Brice	2000	5-6	3-5	Jack Cosgrove
1934	4-3		Fred Brice	2001	9-3	7-2	Jack Cosgrove
1935	3-3-1		Fred Brice	2002	11-3	7-2	Jack Cosgrove
1936	4-3		Fred Brice	2003	7-5	5-4	Jack Cosgrove
1937	2-3-2		Fred Brice	2004	5-6	3-5	Jack Cosgrove
1938	3-4		Fred Brice	2005	5-6	3-5	Jack Cosgrove
1939	5-2		Fred Brice	2006	6-5	5-3	Jack Cosgrove
1940	1-6		Fred Brice	2007	4-7	3-5	Jack Cosgrove
1941	3-2-2		George Allen	2008	8-5	5-3	Jack Cosgrove
1942	2-4		William Kenyon	2009	5-6	4-4	Jack Cosgrove
1943	0-1		Sam Sezak				
1944	2-2		William Kenyon				
1945	0-5		William Kenyon				
1946	3-5		George Allen				
1947	6-1	2-1	George Allen				
1948	4-3	1-2	George Allen				
1949	2-4-1	2-0-1	David M. Nelson				
1950	5-1-1	3-1	David M. Nelson				
1951	6-0-1	3-0-1	Harold Westerman				
1952	4-3	3-1	Harold Westerman				
1953	4-2-1	1-2-1	Harold Westerman				
1954	5-2	2-2	Harold Westerman				
1955	5-1-1	2-1-1	Harold Westerman				
1956	5-2	3-1	Harold Westerman				
1957	4-3	2-2	Harold Westerman				
1958	6-2	4-1	Harold Westerman				

*Three overall, two Conference games forfeited


2010 CAA Football



John Griffin



Jonathan Hernandez



Tyler Holmes



Emil Iguenagu

Massachusetts Minutemen

Quick Facts

Location	Amherst, Mass.
Enrollment	27,016
Nickname	Minutemen
Colors	Maroon & White
Website	www.umassathletics.com
Stadium	Warren McGuirk Alumni Stadium
Stadium Capacity	17,000
Stadium Surface	Artificial Grass
Chancellor	Dr. Robert C. Holub
Athletics Director	John McCutcheon
Head Coach	Kevin Morris
Head Coach Alma Mater, Year	Williams Collge, 1986
Football Contact	Jason Yellin, Associate Athletics Director/Media Relations
Football Contact Office Phone	413-577-3061
Lettermen Returning/Lost	40/21
Offensive Starters Returning/Lost	4/7
Defensive Starters Returning/Lost	4/7
2010 Fall Camp Reporting Date	August 8



MINUTEMEN HEAD COACH
KEVIN MORRIS
1 SEASON (2009)

Collegiate Overall Record (Years)	29-38 (7 years)
Record at CAA Football Schools (Years)	5-6 (1 year)
Record in CAA Football Games (Years)	3-5 (1 year)

Massachusetts Coaching Staff

Keith Dudzinski	Defensive Coordinator/Linebackers
Brian Picucci	Offensive Coordinator/Offensive Line
Steve Tirrell	Defensive Line & Special Teams
Brian Crist	Wide Receivers
Guido Falbo	Running Backs/Recruiting Coordinator
Dyran Peake	Assistant Defensive Backs
Mike Wood	Tight Ends
Damian Mincey	Assistant Linebackers
Tyler Moody	Assistant Offensive Line

2009 Results -- 5-6, 3-5 CAA

Home Stadium: McGuirk Alumni Stadium (17,000)

Home: 5-1	Away: 0-5	vs. Division: 3-2	vs. Top 25 (SN): 1-1
Total Home Attendance: 65,322	Average Home Attendance: 10,887		

Sept. 5	{17/18}	at Kansas State	L 17-21	50,750
Sept. 12	{17/18}	Albany (rv/-)	W 44-7	13,215
Sept. 19	{17/17}	Rhode Island [TCN/CSN-NE/CSN-P] (rv/-)	W 30-10	12,124
Sept. 26	{15/15}	Stony Brook	W 44-17	16,122
Oct. 10	{12/13}	at Delaware (rv/-)	L 27-43	22,034
Oct. 17	{18/20}	New Hampshire [CSN-NE/CSN-P] {4/4}	W 23-17	13,108
Oct. 24	{14/16}	at Richmond {1/1}	L 12-34	8,214
Oct. 31	{19/23}	at Maine [CSN-MA+/CSN-NE/CSN-P]	L 9-19	3,562
Nov. 7	{rv/rv}	Northeastern	W 37-7	6,725
Nov. 14	{rv/rv}	James Madison [TCN/CSN-NE] (rv/-)	L 14-17	4,028
Nov. 21	{rv/rv}	at Hofstra [FIOS]	L 38-52	2,549

CAA Team's Coaches & Sports Network Rankings listed prior to Opponent/Opponent's Coaches & Sports Network Rankings listed after Opponent at time game was played

2010 Schedule

Date	Opponent	Location	Series Record
Sept. 4	*WILLIAM AND MARY	Amherst, Mass.	7-4
Sept. 11	HOLY CROSS	Amherst, Mass.	22-21-5
Sept. 18	at Michigan	Ann Arbor, Mich.	First Meeting
Sept. 25	at Stony Brook	Stony Brook, N.Y.	2-0
Oct. 2	*at Towson	Towson, Md.	2-0
Oct. 9	OPEN		
Oct. 16	*RICHMOND	Amherst, Mass.	13-11
Oct. 23	*at New Hampshire	Durham, N.H.	43-26-3
Oct. 30	*at James Madison	Harrisonburg, Va.	7-6-1
Nov. 6	*MAINE	Amherst, Mass.	40-15-1
Nov. 13	*DELAWARE	Amherst, Mass.	6-24
Nov. 20	*at Rhode Island	Kingston, R.I.	47-35-2

CAA 2010 CAA Football

Massachusetts Minutemen All-Star Candidates



JOHN GRIFFIN
WESTMINSTER, MASS.
OAKMONT REGIONAL HIGH SCHOOL

RB	6-0	208	SR
----	-----	-----	----

YEAR	GP	No.	Yds	TD	Long	Avg/G	Avg/C
2007 (at NU)	8	1	1	0	1	0.12	1.00
2008 (at NU)	10	45	207	2	17	20.70	4.60
2009 (at NU)	11	207	1009	5	70	91.73	4.87
Career	29	253	1217	7	70	41.97	4.81


-- Was named First Team All-CAA Football, Northeastern's Most Valuable Player and Most Improved Player in 2009 while at Northeastern

-- Ran for 1,009 yards on 207 carries with five touchdowns, while catching 25 passes for 178 yards during the 2009 campaign

-- Was named to the 2009 New England Football Writers Football Championship Subdivision All-Star team

-- Became the fifth Husky to eclipse the 1,000 yard mark with 158 rushing yards and two scores against Rhode Island (11/21)

-- Named CAA Football Offensive Player of the Week for his efforts against Towson as he rushed for a career-high 200 yards, including a 70 yard touchdown run in a 27-7 win over the Tigers



TYLER HOLMES
BLACKSBURG, VA.
BLACKSBURG HIGH SCHOOL

LB	6-0	215	JR
----	-----	-----	----

YEAR	GP	S-A-Tackles	SK/TFL	Int	PBU	FF/FR
2008	6	9-14-23	0.0/2.5	1	0	0/0
2009	10	50-60-110	1.0/6.5	4	5	1/0
Career	16	59-74-133	1.0/9.0	5	5	1/0

-- 2009 All-CAA Football Second-Team

-- Led team in tackles with 110 (second in CAA Football and eighth in NCAA) 11.0 per game

-- Team leader in interceptions with four and team-best nine passes defended

-- Also had 6.5 TFLs for 14 yards

-- Fourth in CAA Football in interceptions per game (0.44 per game)

-- Intercepted a pass in three games in a row, his first three career starts (starting with 2008 finale and first two games of 2009)

-- Last six games he played had 78 tackles (13.0 per game)

-- Five games during season with 10 or more tackles



JONATHAN HERNANDEZ
LEOMINSTER, MASS.
LEOMINSTER HIGH SCHOOL

RB	5-11	190	JR
----	------	-----	----

YEAR	GP	No.	Yds	TD	Long	Avg/G	Avg/C
2008	9	6	20	0	5	2.22	3.33
2009	10	121	577	8	58	57.70	4.77
Career	19	127	597	8	58	31.42	4.70

-- Third-year tailback who is seeing more time in place of All-CAA Football back Tony Nelson

-- Played in 10 games, starting four times


-- Had 121 carries for 577 yards and team-best eight rushing touchdowns. 57.7 yards per game (eighth in CAA Football)

-- Started four times and gained 100-plus yards in first two starts

-- Also caught 10 passes for 107 yards with a long of 34 yards

-- Named CAA Football Offensive Player of the Week after New Hampshire game

-- Bill Knight MVP of New Hampshire (10/17) game with 166 rushing yards including 104 in the fourth quarter including a game-winning 42-yard rush with 5:23 left in fourth



EMIL IGWENAGU
BOYLSTON, MASS.
HOLY NAME CATHOLIC HIGH SCHOOL

TE	6-1	240	JR
----	-----	-----	----

YEAR	GP	No.	Yds	TD	Long	Avg/G	Avg/C
2008	11	1	16	0	16	1.45	16.00
2009	11	24	288	1	52	26.18	12.00
Career	22	25	304	1	52	13.82	12.16

-- Great athlete who played as an H-Back last season, has also played running back, tight end and linebacker at UMass

-- Tied for third on team with 24 catches for 288 yards and a TD, playing in all 11 games with three starts at H-Back

-- Had a catch in last nine games including a streak of six games with at least two catches (Sept. 19-Oct. 31)

-- Career-game with six catches for 85 yards including first-TD on a juggling 52-yard catch at Delaware (10/10)

2010 CAA Football

Massachusetts Minutemen Coaching Records

Kevin Morris

Playing Career

1982-85 Williams College

Coaching Career

1986-87 Running Backs/Quarterbacks, University at Albany
 1988-89 Quarterbacks/Wide Receivers, Worcester Polytechnic Institute
 1990 Defensive Coordinator, Worcester Polytechnic Institute
 1991 Secondary, Union College
 1992 Defensive Coordinator, Union College
 1993-98 Head Coach, Worcester Polytechnic Institute
 1999 Offensive Coordinator, Stony Brook University
 2000-03 Offensive Coordinator/Quarterbacks, Northeastern University
 2004-08 Offensive Coordinator/Quarterbacks, University of Massachusetts
 2009- Head Coach, University of Massachusetts

Personal

Birthdate

February 23, 1964

Hometown

Westfield, N.J.

Alma Mater

Williams College '86

Wife

Rebecca

Children

Ryan

Morris' Year-By-Year Record

Year	School	Record	Conf./Finish	Postseason
1993	Worcester Polytech	5-4		
1994	Worcester Polytech	5-4		
1995	Worcester Polytech	4-5		
1996	Worcester Polytech	2-8		
1997	Worcester Polytech	4-6		
1998	Worcester Polytech	4-5		
Worcester Polytech Totals		24-32 (.429)		
2009	Massachusetts	5-6	3-5/T3rd (North)	
Massachusetts Totals		5-6 (.455)		
Career Record		29-38 (.433)		



All-Time Massachusetts Coaching Records

Coach	Years	Record	Pct.	Conf.	Pct.
No Coach	1879-97	30-58-6	.351		
Doctor Weeks	1898	1-4-1	.250		
Fred Murphy Brown	1899-00	12-8	.600		
James Halligan	1901-03	16-8-2	.654		
Matthew Bullock	1904, 07-08	13-8-5	.596		
Walter Craig	1905	3-7	.300		
George O'Hearn	1906	1-7-1	.167		
J.W. Gage	1909	1-6-2	.222		
W. Gildersleeve	1910	1-6-2	.222		
John Hubbard	1911	2-7	.222		
Dr. Arthur Brides	1912-15	12-15-4	.452		
George Melican	1916	2-4-2	.375		
Harold Gore	1919-27	33-32-5	.507		
Charles McGeoch	1928-30	6-17-2	.280		
Melvin Taube	1931-35	29-13-2	.682		
Elbert Carraway	1936-40	9-32-3	.239		
Walter Hargsheimer	1941-42, 46	11-11-1	.500		
Thomas Eck	1945, 47-51	17-23-4	.432	6-3-1	.650
Charles O'Rourke	1952-59	21-39-4	.359	8-21-1	.283
Charles Studley	1960	7-2	.778	3-1	.750
Victor Fusia	1961-70	59-32-2	.645	41-7-1	.847
Dick MacPherson	1971-77	45-27-1	.623	28-8-1	.770
Bob Pickett	1978-83	36-28	.563	22-8	.733
Robert Stull	1984-85	10-12	.455	5-5	.500
Jim Reid	1986-91	36-29-2	.552	26-20	.565
Mike Hodges	1992-97	35-30	.538	23-25	.479
Mark Whipple	1998-03	49-26	.653	35-16	.686
Don Brown	2004-08	43-19	.694	29-11	.725
Kevin Morris	2009-	5-6	.455	3-5	.375

CAA 2010 CAA Football

Massachusetts Minutemen By The Numbers...

2010 Team Information

Total No. of Starters Returning: 9

Offense: 4

..... QB - Kyle Havens
 OL - Stephane Milhim
 OL - Brian Ostaszewski
 OL - Josh Samuda

Defense: 4

..... DB - Ke'Mon Bailey
 LB - Tyler Holmes
 LB - Perry McIntyre
 DB - Darren Thellen

Special Teams: 1

..... P - Caleb Violette

Total No. of Starters Lost: 15

Offense: 7

..... OL - Jared Chivers
 WR - Victor Cruz
 OL - Vladimir Ducasse
 WR - Jeremy Horne
 TB - Tony Nelson
 TE - Matt Silver
 FB - Chris Zardas

Defense: 7

..... DL - Brandon Collier
 DB - Corey Davis
 LB - Eric Dickson
 DL - Michael Hanson
 DL - Kyle Harrington
 DB - Jeromy Miles
 DL - Anthony Monette

Special Teams: 1

..... PK - Armando Cuko

Total No. of Letterwinners Returning: 40

Offense: 18

Defense: 20

Special Teams: 2

Total No. of Letterwinners Lost: 21

Offense: 10

Defense: 10

Special Teams: 1

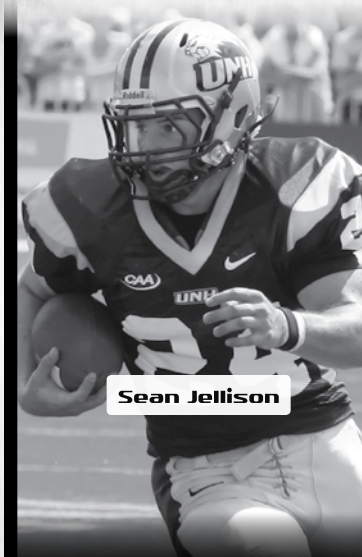
NOTE: Special Teams include kickers and punters only.



Year-By-Year Results

Year	Overall	Conference	Coach	Year	Overall	Conference	Coach
1879	1-0		None	1946	6-2		Walter Hargsheimer
1880	0-1-1		None	1947	3-4-1	0-1-1	Thomas Eck
1881	2-1-1		None	1948	3-4-1	1-1	Thomas Eck
1882	0-2		None	1949	3-5	1-1	Thomas Eck
1883	1-1		None	1950	3-5	1-1	Thomas Eck
1884	1-2		None	1951	3-4-1	2-0	Thomas Eck
1885	3-2-1		None	1952	4-3-1	1-2	Charles O'Rourke
1886	2-1		None	1953	1-7	0-3	Charles O'Rourke
1887	2-3		None	1954	4-4	1-3	Charles O'Rourke
1888	2-4		None	1955	4-4	1-3	Charles O'Rourke
1889	2-0		None	1956	2-5-1	1-3	Charles O'Rourke
1890	1-4		None	1957	1-5-1	1-2-1	Charles O'Rourke
1891	2-5		None	1958	2-6	1-3	Charles O'Rourke
1892	4-6-2		None	1959	3-5-1	2-2	Charles O'Rourke
1893	1-9		None	1960	7-2	3-1	Charles Studley
1894	3-3		None	1961	5-4	3-1	Victor Fusia
1895	1-5		None	1962	6-3	4-1	Victor Fusia
1896	0-4		None	1963	8-0-1	5-0	Victor Fusia
1897	2-5-1		None	1964	8-2	5-0	Victor Fusia
1898	1-4-1		Doctor Weeks	1965	7-2	4-1	Victor Fusia
1899	7-3		Fred Murphy Brown	1966	6-3	5-0	Victor Fusia
1900	5-5		Fred Murphy Brown	1967	7-2	5-0	Victor Fusia
1901	9-1		James Halligan	1968	2-8	2-3	Victor Fusia
1902	2-3-2		James Halligan	1969	6-3	5-0	Victor Fusia
1903	5-4		James Halligan	1970	4-5-1	3-1-1	Victor Fusia
1904	5-2-1		Matthew Bullock	1971	4-4-1	3-1-1	Dick MacPherson
1905	3-7		Walter Craig	1972	9-2	5-0	Dick MacPherson
1906	1-7-1		George O'Hearn	1973	6-5	4-2	Dick MacPherson
1907	5-3-1		Matthew Bullock	1974	5-6	4-2	Dick MacPherson
1908	3-3-3		Matthew Bullock	1975	8-2	4-1	Dick MacPherson
1909	1-6-2		J.W. Gage	1976	5-5	3-2	Dick MacPherson
1910	1-6-2		W. Gildersleeve	1977	8-3	5-0	Dick MacPherson
1911	2-7		John Hubbard	1978	9-4	5-0	Bob Pickett
1912	2-5-2		Dr. Arthur Brides	1979	6-4	4-1	Bob Pickett
1913	4-3		Dr. Arthur Brides	1980	7-3	4-1	Bob Pickett
1914	2-5		Dr. Arthur Brides	1981	6-3	4-1	Bob Pickett
1915	4-2-2		Dr. Arthur Brides	1982	5-6	3-2	Bob Pickett
1916	2-4-2		George Melican	1983	3-8	2-3	Bob Pickett
1917		No schedule due to World War I		1984	3-8	1-4	Robert Stull
1918		No schedule due to World War I		1985	7-4	4-1	Robert Stull
1919	5-2-1		Harold Gore	1986	8-3	5-2	Jim Reid
1920	5-2-1		Harold Gore	1987	3-8	2-5	Jim Reid
1921	3-4-1		Harold Gore	1988	8-4	6-2	Jim Reid
1922	5-3		Harold Gore	1989	5-5-1	3-5	Jim Reid
1923	2-5		Harold Gore	1990	8-2-1	7-1	Jim Reid
1924	6-1-1		Harold Gore	1991	4-7	3-5	Jim Reid
1925	6-2		Harold Gore	1992	7-3	5-3	Mike Hodges
1926	1-6		Harold Gore	1993	9-2	6-2	Mike Hodges
1927	0-7-1		Harold Gore	1994	5-6	4-4	Mike Hodges
1928	2-5-1		Charles McGeoch	1995	6-5	3-5	Mike Hodges
1929	3-4-1		Charles McGeoch	1996	6-5	4-4	Mike Hodges
1930	1-8		Charles McGeoch	1997	2-9	1-7	Mike Hodges
1931	7-1-1		Melvin Taube	1998	12-3	6-2	Mark Whipple
1932	7-2		Melvin Taube	1999	9-4	7-1	Mark Whipple
1933	5-3		Melvin Taube	2000	7-4	5-3	Mark Whipple
1934	5-3-1		Melvin Taube	2001	3-8	3-6	Mark Whipple
1935	5-4		Melvin Taube	2002	8-4	6-3	Mark Whipple
1936	2-6		Elbert Carraway	2003	10-3	8-1	Mark Whipple
1937	1-7-1		Elbert Carraway	2004	6-5	4-4	Don Brown
1938	3-6		Elbert Carraway	2005	7-4	6-2	Don Brown
1939	2-5-2		Elbert Carraway	2006	13-2	8-0	Don Brown
1940	1-8		Elbert Carraway	2007	10-3	7-1	Don Brown
1941	3-4-1		Walter Hargsheimer	2008	7-5	4-4	Don Brown
1942	2-5		Walter Hargsheimer	2009	5-6	3-5	Kevin Morris
1943		No schedule due to World War II					
1944		No schedule due to World War II					
1945	2-1-1		Thomas Eck				


2010 CAA Football



Sean Jellison



Brian McNally



R.J. Toman



Dino Uasso

New Hampshire Wildcats

Quick Facts

Location	Durham, N.H.
Enrollment	13,000
Nickname	Wildcats
Colors	Blue & White
Website	www.unhwildcats.com
Stadium	Cowell Stadium
Stadium Capacity	6,500
Stadium Surface	Artificial Grass
President	Dr. Mark Huddleston
Athletics Director	Marty Scarano
Head Coach	Sean McDonnell
Head Coach Alma Mater, Year	New Hampshire, 1978
Football Contact	Mike Murphy, Associate Director/Media and Public Relations
Football Contact Office Phone	603-862-3906
Lettermen Returning/Lost	45/14
Offensive Starters Returning/Lost	6/5
Defensive Starters Returning/Lost	8/6
2010 Fall Camp Reporting Date	TBD

2009 Results -- 10-3, 6-2 CAA

Home Stadium: Cowell Stadium (6,500)

Home: 6-0	Away: 4-3	vs. Division: 4-1	vs. Top 25 (SN): 2-3
Total Home Attendance: 45,256		Average Home Attendance: 7,543	
Sept. 5 {8/8}	St. Francis (Pa.)	W 24-14	6,330
Sept. 12 {9/9}	at Ball State	W 23-16	11,884
Sept. 26 {6/7}	Dartmouth	W 44-14	8,271
Oct. 3 {6/7}	at Towson [CSN-MA/CSN-NE/CSN-P]	W 57-7	8,026
Oct. 10 {5/5}	Villanova {2/2}	W 28-24	14,811
Oct. 17 {4/4}	at UMass [CSN-NE/CSN-P] {18/20}	L 17-23	13,108
Oct. 24 {9/8}	at Hofstra [FIOS] {rv/-}	W 18-10	3,386
Oct. 31 {8/7}	Northeastern	W 48-21	4,566
Nov. 7 {8/7}	Rhode Island [TCN/CSN-NE/CSS]	W 55-42	4,643
Nov. 14 {8/7}	at William and Mary {5/4}	L 17-20	9,246
Nov. 21 {11/9}	Maine [CSN-P/CSN-NE/CSN-MA+] {rv/rv}	W 27-24	6,635
Nov. 28 {10/10}	at McNeese State {8/8}	W 49-13	10,009
Dec. 5 {10/10}	at Villanova [ESPNGP/E360] {2/3}	L 7-46	2,661

CAA Team's Coaches & Sports Network Rankings listed prior to Opponent/Opponent's Coaches & Sports Network Rankings listed after Opponent at time game was played



WILDCATS HEAD COACH
SEAN MCDONNELL
11 SEASONS (1999-2009)

Collegiate Overall Record (Years)	80-53 (11 years)
Record at CAA Football Schools (Years)	80-53 (11 years)
Record in CAA Football Games (Years)	48-43 (11 years)

New Hampshire Coaching Staff

Sean McGowan	Defensive Coordinator
Tim Cramsey	Offensive Coordinator
Joe Conlin	Offensive Line
Jon Shelton	Defensive Line
Ryan Carty	Wide Receivers
Brian Barbato	Tight Ends
Jake Zweig	Defensive Tackles
Michael Ferzoco	Running Backs
Patrick Madden	Strong Safeties/Outside Linebackers
Rob Keys	Defensive Backs/Safeties

2010 Schedule

Date	Opponent	Location	Series Record
Sept. 4	C. CONNECTICUT STATE	Durham, N.H.	5-0
Sept. 11	at Pittsburgh	Pittsburgh, Pa.	First Meeting
Sept. 18	*at Rhode Island	Kingston, R.I.	50-28-5
Sept. 25	LEHIGH	Durham, N.H.	9-2
Oct. 2	*at Maine	Orono, Maine	48-43-8
Oct. 9	*RICHMOND	Durham, N.H.	9-9
Oct. 16	*at James Madison	Harrisonburg, Va.	5-7
Oct. 23	*MASSACHUSETTS	Durham, N.H.	26-43-3
Oct. 30	OPEN		
Nov. 6	*WILLIAM AND MARY	Durham, N.H.	2-11
Nov. 13	*at Villanova	Villanova, Pa.	9-11
Nov. 20	*TOWSON	Durham, N.H.	6-0

CAA 2010 CAA Football

New Hampshire Wildcats' All-Star Candidates



SEAN JELLISON
AMHERST, N.H.
SOUHEGAN HIGH SCHOOL

RB	5-10	210	SR
----	------	-----	----

YEAR	GP	No.	Yds	TD	Long	Avg/G	Avg/C
2007	9	14	78	3	23	8.67	5.57
2008	10	43	223	2	27	22.30	5.19
2009	13	97	424	7	70	32.62	4.37
Career	32	154	725	12	70	22.66	4.71

-- In 2009, carried the ball 97 times for 424 yards and seven TDs; also caught 19 passes for 169 yards and one TD and had one kickoff return for an 81-yard TD

-- Second on the team and fifth in CAA Football in touchdowns with nine

-- Career highs in both rushing yards (125) and carries (23) in the 2009 season opener vs. St. Francis (Pa.)

-- Career-high three TDs vs. Rhode Island

-- Ranked second on the team in rushing yards (424) and rushing TDs (seven) as well as third in carries (97) in averaging 4.4 yards per carry



R.J. TOMAN
MISSION VIEJO, CALIF.
MISSION VIEJO HIGH SCHOOL

QB	6-1	195	SR
----	-----	-----	----

YEAR	GP	----- Passing -----				--- Rushing ---				
		Comp.	Att.	Int.	Yds.	TD	Lg.	Att.	Yds.	TD
2007	5	25	34	0	310	4	36	20	74	1
2008	13	231	355	15	3110	28	77	106	219	6
2009	12	174	320	11	2181	15	65	110	251	4
Career	30	430	709	26	5601	47	77	236	544	11


-- Led UNH to the highest-scoring offense (31.8 points per game) in CAA Football in 2009

-- Ranked fifth in the league in total offense (202.7 yards/game) and sixth in passing yards/game (181.8)

-- Season-high three passing TDs (17 of 25, 240 yards) in the 49-13 win in an NCAA first-round victory at McNeese State

-- Enters the 2010 season ranked fourth on UNH's career passing yards list (5,601)

-- In 2008, his totals ranked fourth in UNH single-season superlatives in passing yards (3,110) and eighth in both passing attempts (355) and completions (231); ranked seventh in the nation in passing efficiency and 17th in total offense



BRIAN MCNALLY
CORNWALL, N.Y.
CORNWALL HIGH SCHOOL

DL	6-4	240	JR
----	-----	-----	----


YEAR	GP	S-A-Tackles	SK/TFL	Int	PBU	FF/FR
2008	13	20-35-55	2.5/9.0	0	0	1/1
2009	12	17-12-29	4.0/6.5	0	0	1/0
Career	25	37-47-84	6.5/15.5	0	0	2/1

-- Played in 12 games at defensive end for the Wildcats in 2009

-- Recorded 29 tackles, including 6.5 for a loss of 26 yards. Also tied for second on the squad with 4.0 sacks and forced a fumble

-- Tallied four tackles, including 1.5 for a loss of seven yards, as well as a sack for six yards Sept. 5 against St. Francis (Pa.)

-- Named 2008 CAA Football Defensive Rookie of the Year after leading the team in tackles for a loss (9.0) and sacks (2.5), to go along with 55 tackles



DINO VASSO
CRUM LYNNE, PA.
RIDLEY HIGH SCHOOL

DB	5-8	175	SR
----	-----	-----	----

YEAR	GP	S-A-Tackles	SK/TFL	Int	PBU	FF/FR
2007	12	33-22-55	0.0/1.5	2	3	0/1
2008	13	66-33-99	0.0/1.0	5	6	2/0
2009	13	49-27-76	0.0/2.0	5	6	0/0
Career	38	148-82-230	0.0/4.5	12	15	2/1

-- Selected to the CAA Football All-Conference Second Team in 2009

-- Ranked fifth on the team in tackles (49-27-76)

-- Posted double digit tackle efforts in three games

-- Tallied the second most interceptions on the squad with five, totaling 89 return yards, and had two pick-sixes

-- Posted 11 passes defended (five INT, six breakup)

-- Racked up 279 yards on 10 kick returns, including a season-high 38-yard return against Dartmouth (Sept. 26)

2010 CAA Football

New Hampshire Wildcats' Coaching Records

Sean McDonnell

Playing Career

1975-78 University of New Hampshire

Coaching Career

1979 Assistant Coach, Manchester (N.H.) Memorial High School
 1980-82 Assistant Coach, Manchester (N.H.) West High School
 1983-84 Defensive Coordinator, Hamilton College
 1985-87 Wide Receivers/Tight Ends, Boston University
 1988 Graduate Assistant, Boston College
 1989-90 Assistant Coach, Columbia University
 1991-92 Quarterbacks/Receivers, University of New Hampshire
 1993-98 Offensive Coordinator, University of New Hampshire
 1999- Head Coach, University of New Hampshire

Personal

Birthdate

October 15, 1955

Hometown

Saratoga Springs, N.Y.

Alma Mater

New Hampshire '78

Wife

Jenny

Children

Timmy, Tommy

McDonnell's Year-By-Year Record

Year	School	Record	Conf./Finish	Postseason
1999	New Hampshire	5-6	3-5/T6th	
2000	New Hampshire	6-5	4-4/T4th	
2001	New Hampshire	4-7	2-7/10th	
2002	New Hampshire	3-8	2-7/10th	
2003	New Hampshire	5-7	3-6/T8th	
2004	New Hampshire	10-3	6-2/1st (North)	NCAA Qtrs
2005	New Hampshire	11-2	7-1/1st (North)	NCAA Qtrs
2006	New Hampshire	9-4	5-3/T2nd (North)	NCAA Qtrs
2007	New Hampshire	7-5	4-4/T2nd (North)	NCAA
2008	New Hampshire	10-3	6-2/1st (North)	NCAA Qtrs
2009	New Hampshire	10-3	6-2/1st (North)	NCAA Qtrs
New Hampshire Totals		80-53 (.602)		
Career Record		80-53 (.602)		

All-Time New Hampshire Coaching Records

Coach	Years	Record	Pct.	Conf.	Pct.
No Coach	1893-01	16-32-2	.340		
John Scannell	1902-03	4-9-2	.333		
G.B. Ward	1904	2-5	.286		
Edward Herr	1905-07	5-14-5	.313		
Charles Gill	1908	1-7	.125		
Willard Gildersleeve	1909	3-4	.429		
Ray Thomas	1910-11	3-8-2	.308		
Tod Eberle	1912-13	5-8-1	.393		
T.D. Sheppard	1914	1-6-2	.167		
William Cowell	1915-17, 19-36	87-68-23	.553		
George Sauer	1937-41	22-18-1	.549		
Charlie Justice	1942	6-0	1.000		
Bill Glassford	1946-48	19-5-1	.780	7-1	.875
Chief Boston	1949-64	60-57-10	.512	25-34-8	.433
Andy Mooradian	1965	0-8	.000	0-5	.000
Joe Yukica	1966-67	7-9	.438	3-7	.300
Jim Root	1968-71	18-14-1	.561	11-9	.550
Bill Bowes	1972-98	175-106-5	.621	97-74-2	.567
Sean McDonnell	1999-	80-53	.602	48-43	.527

2010 CAA Football

New Hampshire Wildcats By The Numbers...

2010 Team Information

Total No. of Starters Returning: 15

Offense: 6

-OL - Mickey DiLima
-WR - Kevon Mason
-OL - George Pecoraro
-OL - Seth Price
-QB - R.J. Toman
-OL - Chris Zarkoskie

Defense: 8

-LB - Devon Jackson
-DL - Lance Mailloux
-DB - Ryan McGuinness
-DL - Brian McNally
-DL - John Murray
-DB - Hugo Souza
-DB - Dino Vasso
-DL - Steve Young

Special Teams: 1

-P - Ryan Glasgow

Total No. of Starters Lost: 12

Offense: 5

-RB - Chad Kackert
-OL - Dan Larkin
-WR - Travis Negron
-TE - Scott Sicko
-WR - J.T. Wright

Defense: 6

-DB - Ryan Hinds
-LB - Terrence Klein
-DL - Jordan Long
-DL - Kyle Maroney
-DL - Kevin Peters
-LB - Sean Ware

Special Teams: 1

-PK - Tom Manning

Total No. of Letterwinners Returning: 43

Offense: 17

Defense: 25

Special Teams: 1

Total No. of Letterwinners Lost: 13

Offense: 5

Defense: 7

Special Teams: 1


NOTE: Special Teams include kickers and punters only.




Year-By-Year Results

Year	Overall	Conference	Coach	Year	Overall	Conference	Coach
1893	0-1		None	1960	4-3	2-2	Chief Boston
1894	2-3		None	1961	3-5	1-3	Chief Boston
1895	2-3-1		None	1962	7-0-1	4-0-1	Chief Boston
1896	1-4		None	1963	2-6	1-4	Chief Boston
1897	2-5		None	1964	1-6-1	0-4-1	Chief Boston
1898	4-4		None	1965	0-8	0-5	Andy Mooradian
1899	4-2		None	1966	2-6	1-4	Joe Yukica
1900	1-4-1		None	1967	5-3	2-3	Joe Yukica
1901	0-6		None	1968	6-2	4-1	Jim Root
1902	2-3-1		John Scannell	1969	3-5	1-4	Jim Root
1903	2-6-1		John Scannell	1970	5-3	3-2	Jim Root
1904	2-5		G.B. Ward	1971	4-4-1	3-2	Jim Root
1905	2-4-2		Edward Herr	1972	4-5	2-3	Bill Bowes
1906	2-5-1		Edward Herr	1973	4-5	2-3	Bill Bowes
1907	1-5-2		Edward Herr	1974	5-4	3-3	Bill Bowes
1908	1-7		Charles Gill	1975	9-3	5-0	Bill Bowes
1909	3-4		Willard Gildersleeve	1976	8-3	4-1	Bill Bowes
1910	2-3-1		Ray Thomas	1977	8-2	3-2	Bill Bowes
1911	1-5-1		Ray Thomas	1978	6-4-1	1-3-1	Bill Bowes
1912	3-4-1		Tod Eberle	1979	5-4-2	2-2-1	Bill Bowes
1913	2-4		Tod Eberle	1980	6-4	2-3	Bill Bowes
1914	1-6-2		T.D. Sheppard	1981	7-3	2-3	Bill Bowes
1915	3-6-1		William Cowell	1982	4-6	1-4	Bill Bowes
1916	3-5-2		William Cowell	1983	7-3	3-2	Bill Bowes
1917	3-2-2		William Cowell	1984	9-2	3-2	Bill Bowes
1918		No schedule due to World War I		1985	6-4	2-3	Bill Bowes
1919	7-2		William Cowell	1986	7-4	4-3	Bill Bowes
1920	5-2-1		William Cowell	1987	7-3	4-3	Bill Bowes
1921	8-1-1		William Cowell	1988	6-5	6-2	Bill Bowes
1922	3-5-1		William Cowell	1989	7-3	5-3	Bill Bowes
1923	4-4-1		William Cowell	1990	7-3-1	5-3	Bill Bowes
1924	7-2		William Cowell	1991	9-3	7-1	Bill Bowes
1925	4-1-2		William Cowell	1992	5-5-1	3-5	Bill Bowes
1926	4-4		William Cowell	1993	6-5	4-4	Bill Bowes
1927	0-7-1		William Cowell	1994	10-2	8-0	Bill Bowes
1928	3-2-3		William Cowell	1995	6-5	4-4	Bill Bowes
1929	7-2		William Cowell	1996	8-3	6-2	Bill Bowes
1930	5-2-1		William Cowell	1997	5-6	5-3	Bill Bowes
1931	7-2		William Cowell	1998	4-7	3-5	Bill Bowes
1932	3-4-1		William Cowell	1999	5-6	3-4	Sean McDonnell
1933	3-3-1		William Cowell	2000	6-5	4-4	Sean McDonnell
1934	3-4-2		William Cowell	2001	4-7	2-7	Sean McDonnell
1935	2-5-1		William Cowell	2002	3-8	2-7	Sean McDonnell
1936	3-3-2		William Cowell	2003	5-7	3-6	Sean McDonnell
1937	7-1		George Sauer	2004	10-3	6-2	Sean McDonnell
1938	3-6		George Sauer	2005	11-2	7-1	Sean McDonnell
1939	3-5		George Sauer	2006	9-4	5-3	Sean McDonnell
1940	5-3		George Sauer	2007	7-5	4-4	Sean McDonnell
1941	4-3-1		George Sauer	2008	10-3	6-2	Sean McDonnell
1942	6-0		Charlie Justice	2009	10-3	6-2	Sean McDonnell
1943		No schedule due to World War II					
1944		No schedule due to World War II					
1945		No schedule due to World War II					
1946	6-1-1		Bill Glassford				
1947	8-1	4-0	Bill Glassford				
1948	5-3	3-1	Bill Glassford				
1949	4-4	1-3	Chief Boston				
1950	8-0	4-0	Chief Boston				
1951	5-2-1	1-2-1	Chief Boston				
1952	3-4-1	0-4	Chief Boston				
1953	6-2	3-1	Chief Boston				
1954	7-1	4-0	Chief Boston				
1955	2-4-2	1-1-2	Chief Boston				
1956	3-4-1	2-1-1	Chief Boston				
1957	0-7-1	0-3-1	Chief Boston				
1958	2-6	0-4	Chief Boston				
1959	3-3-2	1-2-1	Chief Boston				

2010 CAA Football



Matt Hansen



Willie McGinnis



Billy Morgan



Matt Rae

Rhode Island Rams

Quick Facts

Location	Kingston, R.I.
Enrollment	15,591
Nickname	Rams
Colors	Light Blue, Dark Blue & White
Website	www.gorhody.com
Stadium	Meade Stadium
Stadium Capacity	6,555
Stadium Surface	Natural Grass
President	Dr. David Dooley
Athletics Director	Thorr Bjorn
Head Coach	Joe Trainer
Head Coach Alma Mater, Year	Dickinson, 1990
Football Contact	Tom Symonds, Sports Communications Coordinator
Football Contact Office Phone	401-874-2409
Lettermen Returning/Lost	38/21
Offensive Starters Returning/Lost	7/4
Defensive Starters Returning/Lost	9/2
2010 Fall Camp Reporting Date	August 6



RAMS HEAD COACH
JOE TRAINER
1 SEASON (2009)

Collegiate Overall Record (Years)	14-30 (4 years)
Record at CAA Football Schools (Years)	1-10 (1 year)
Record in CAA Football Games (Years)	0-8 (1 year)

Rhode Island Coaching Staff

Ryan Crawford	Secondary
Roy Istvan	Assistant Head Coach/Offensive Line
Rob Neviasser	Defensive Coordinator/Defensive Line
Chris Pincince	Offensive Coordinator
Eddie Allen	Specials Teams Coordinator/Running Backs
Ari Confesor	Wide Receivers
Rapheal Dowdye	Linebackers
Bob Griffin	Tight Ends

2009 Results -- 1-10, 0-8 CAA

Home Stadium: Meade Stadium (6,555)

Home: 1-4	Away: 0-6	vs. Division: 0-5	vs. Top 25 (SN): 0-4
Total Home Attendance: 18,931	Average Home Attendance: 3,786		
Sept. 5	Fordham {rv/-}	W 41-28	2,731
Sept. 19 {rv/-}	at UMass [TCN/CSN-NE/CSN-P] {17/17}	L 10-30	12,124
Sept. 26	at Connecticut [E360]	L 10-52	38,620
Oct. 3	at Brown	L 20-28	3,214
Oct. 10	Towson	L 28-36	3,314
Oct. 17	Hofstra {rv/-}	L 16-28	5,159
Oct. 24	at Villanova {4/4}	L 7-36	5,517
Oct. 31	William and Mary {5/5}	L 14-39	5,117
Nov. 7	at New Hampshire [TCN/CSN-NE/CSS] {8/7}	L 42-55	4,643
Nov. 14	at Maine [WABI] {rv/-}	L 17-41	4,028
Nov. 21	Northeastern	L 27-33	2,610


CAA Team's Coaches & Sports Network Rankings listed prior to Opponent/Opponent's Coaches & Sports Network Rankings listed after Opponent at time game was played

2010 Schedule

Date	Opponent	Location	Series Record
Sept. 2	at Buffalo	Buffalo, N.Y.	0-3
Sept. 11	at Fordham	Bronx, N.Y.	4-5
Sept. 18	*NEW HAMPSHIRE	Kingston, R.I.	28-50-5
Sept. 25	OPEN		
Oct. 2	BROWN	Kingston, R.I.	25-67-2
Oct. 9	*at William and Mary	Williamsburg, Va.	2-11
Oct. 16	*at Delaware	Newark, Del.	7-18
Oct. 23	*MAINE	Kingston, R.I.	34-51-3
Oct. 30	*at Towson	Towson, Md.	5-5
Nov. 6	*VILLANOVA	Kingston, R.I.	2-14
Nov. 13	*at Richmond	Richmond, Va.	2-4
Nov. 20	*MASSACHUSETTS	Kingston, R.I.	35-47-2

CAA 2010 CAA Football

Rhode Island Rams' All-Star Candidates



MATT HANSEN
PROVIDENCE, R.I.
LA SALLE ACADEMY

LB	6-1	225	SR
----	-----	-----	----

YEAR	GP	S-A-Tackles	SK/TFL	Int	PBU	FF/FR
2007	11	44-29-73	0.0/1.5	0	1	0/1
2008	12	70-41-111	3.0/13.5	3	3	4/0
2009	10	62-41-103	4.0/11.5	0	2	1/0
Career	33	176-111-287	7.0/26.5	3	6	5/1

-Has registered 287 career tackles, which ranks sixth all-time. Needs 102 tackles this season to become URI's all-time leading tackler

-Tallied 10-or-more tackles in 12 games throughout his three-year career. Posted a career-high 16 stops against nationally-ranked William and Mary back on Oct. 31

-Ranks fifth all-time in tackles for loss with 26.5

-Surpassed 100 total tackles for the second-consecutive season as he finished second on the team with 103 stops during his junior campaign in 2009

-Earned All-CAA Football Second Team and All-New England honors as a sophomore in 2008 after he led the team in tackles, tackles for loss, sacks, interceptions and forced fumbles



BILLY MORGAN
CHESTER, PA.
CARDINAL O'HARA HIGH SCHOOL

WR	5-9	165	SO
----	-----	-----	----

YEAR	GP	No.	Yds	TD	Long	Avg/G	Avg/C
2009 (at HOF)	11	13	173	0	27	15.73	13.31
Career	11	13	173	0	27	15.73	13.31

-Transferred to Rhode Island from Hofstra over the offseason

-Caught six passes for 100 yards in the annual Blue-White game at Meade Stadium

-During his freshman season at Hofstra, he finished fifth on the team in receptions with 13.

-Hauled in three passes for 53 yards at Northeastern



WILLIE MCGINNIS
NORWICH, N.Y.
BAINBRIDGE-GUILFORD HIGH SCHOOL

DL	6-3	285	JR
----	-----	-----	----

YEAR	GP	S-A-Tackles	SK/TFL	Int	PBU	FF/FR
2008	12	13-19-32	0.5/3.5	0	1	0/1
2009	11	20-21-41	1.0/6.5	0	0	1/1
Career	23	33-40-73	1.5/10.0	0	1	1/2

-Totalled 41 tackles and made 6.5 tackles for loss in 2009. His 41 tackles were the most of any sophomore

-Has started 23-consecutive games at defensive tackle

-Had a monster game at Connecticut (9/26) as he recorded three tackles, one tackle for loss, one sack and forced one fumble

-Notched six tackles at nationally-ranked Villanova (10/24)



MATT RAE
YORK, PA.
DALLASTOWN AREA HIGH SCHOOL

DL	6-4	275	JR
----	-----	-----	----

YEAR	GP	S-A-Tackles	SK/TFL	Int	PBU	FF/FR
2008	10	15-13-28	2.5/4.5	0	0	1/0
2009	10	11-15-26	1.0/2.5	0	0	0/2
Career	20	26-28-54	3.5/7.0	0	0	1/2

-Earned CAA Football and CoSida/ESPN the Magazine All-Academic honors

-Was a mainstay for the Rams at defensive tackle as he logged 10 starts

-Finished the year with 26 tackles and 2.5 tackles for loss

-Opened the year with a pair of fumble recoveries and recorded 1.5 tackles for loss in the Rams win over Fordham

2010 CAA Football

Rhode Island Rams' Coaching Records

Joe Trainer

Playing Career

1986-89 Dickinson College

Coaching Career

1990-91 Graduate Assistant/Linebackers, Temple University
 1992 Linebackers/Special Teams, Frostburg State University
 1993-94 Linebackers/Special Teams, Colgate University
 1995-96 Defensive Coordinator/Linebackers, University of New Haven
 1997-99 Linebackers, Villanova University
 2000-04 Defensive Coordinator, Villanova University
 2005-07 Head Coach, Millersville University
 2008 Associate Head Coach/Defensive Coordinator, University of Rhode Island
 2009 Assistant Head Coach, Bowling Green State University
 2009- Head Coach, University of Rhode Island

Personal

Birthdate

March 6, 1968

Hometown

Roslyn, Pa.

Alma Mater

Dickinson '90

Wife

Moreen

Children

Liam, Dillon, Keira



Trainer's Year-By-Year Record

Year	School	Record	Conf./Finish	Postseason
2005	Millersville	5-6		
2006	Millersville	5-6		
2007	Millersville	3-8		
Millersville Totals		13-20 (.394)		
2009	Rhode Island	1-10	0-8/6th (North)	
Rhode Island Totals		1-10 (.091)		
Career Totals		14-30 (.318)		

All-Time Rhode Island Coaching Records

Coach	Years	Record	Pct.	Conf.	Pct.
No Coach	1895-97	2-7	.222		
Marshall Tyler	1898-08	23-22-8	.509		
George Cobb	1909-11, 13-14	17-16-5	.513		
Robert Bingham	1912	6-3	.667		
Jim Baldwin	1915-16	6-9-1	.406		
Fred Murray	1917, 19	2-11-3	.154		
Frank Keaney	1920-40	70-87-12	.449		
Bill Beck	1941, 46-49	12-22-2	.353	1-11	.083
Paul Cieurzo	1942, 45	5-4	.556		
Hal Kopp	1950, 52-55	28-11-2	.718	15-5-1	.738
Ed Doherty	1951	3-5	.375	1-3	.250
Herb Maack	1956-60	17-22-2	.436	8-12-2	.409
John Chironna	1961-62	4-11-3	.267	2-7-1	.250
Jack Zilly	1963-69	21-41-2	.339	10-23-2	.314
Jack Gregory	1970-75	22-33-2	.400	13-18-1	.422
Bob Griffin	1976-92	79-107-1	.425	37-67	.356
Floyd Keith	1993-99	23-53	.303	17-39	.304
Tim Stowers	2000-07	33-57	.367	20-47	.299
Darren Rizzi	2008	3-9	.250	1-7	.125
Joe Trainer	2009-	1-10	.091	0-8	.000



2010 CAA Football

Rhode Island Rams By The Numbers...

2010 Team Information

Total No. of Starters Returning: 18

Offense: 7

- OL - Kyle Bogumil
- WR - Ty Bynum
- RB - Anthony Ferrer
- OL - Jason Foster
- OL - Michael Gross
- QB - Chris Paul-Etienne
- OL - Dave Valley

Defense: 9

- DL - Victor Adesanya
- DB - Robenson Alexis
- DB - Jordan Dalton
- LB - Rob Damon
- LB - Matt Hansen
- LB - Joe Harris
- DL - Willie McGinnis
- DL - Matt Rae
- DB - Jarrod Williams

Special Teams: 2

- P - Tim Edger
- PK - Louis Feinstein

Total No. of Starters Lost: 6

Offense: 4

- WR - Joe Bellini
- WR - Shawn Leonard
- OL - Matt Vitti
- TE - David Wilson

Defense: 2

- DB - Rodney Mitchell
- DL - Steve Weedon

Special Teams: 0

Total No. of Letterwinners Returning: 38

Offense: 16

Defense: 20

Special Teams: 2

Total No. of Letterwinners Lost: 21

Offense: 6

Defense: 14

Special Teams: 1

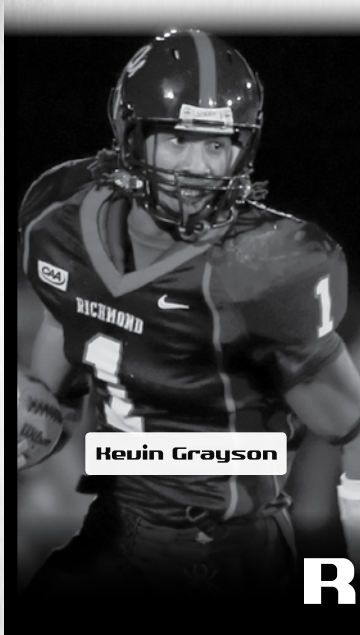
NOTE: Special Teams include kickers and punters only.



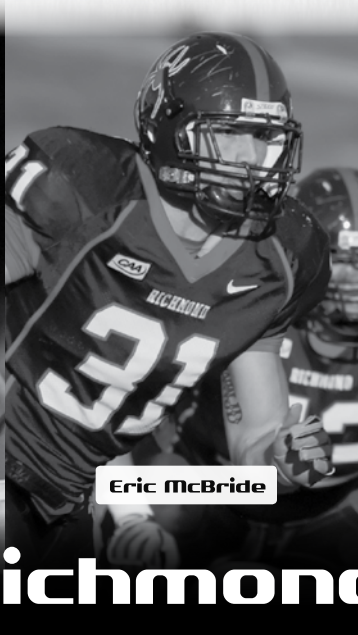
Year-By-Year Results

Year	Overall	Conference	Coach	Year	Overall	Conference	Coach
1895	1-1		None	1963	4-5	2-3	Jack Zilly
1896	0-4		None	1964	3-7	1-4	Jack Zilly
1897	1-2		None	1965	2-7	1-4	Jack Zilly
1898	5-0		Marshall Tyler	1966	1-7-1	1-3-1	Jack Zilly
1899	2-3-1		Marshall Tyler	1967	6-2-1	2-2-1	Jack Zilly
1900	0-2-1		Marshall Tyler	1968	3-6	2-3	Jack Zilly
1901	0-2		Marshall Tyler	1969	2-7	1-4	Jack Zilly
1903	2-4-1		Marshall Tyler	1970	3-5	3-2	Jack Gregory
1904	3-3-1		Marshall Tyler	1971	3-6	2-3	Jack Gregory
1905	3-3-1		Marshall Tyler	1972	3-7	0-5	Jack Gregory
1906	1-2-1		Marshall Tyler	1973	6-2-2	4-1-1	Jack Gregory
1907	3-1-2		Marshall Tyler	1974	5-5	3-3	Jack Gregory
1908	4-2		Marshall Tyler	1975	2-8	1-4	Jack Gregory
1909	3-4		George Cobb	1976	3-5	2-3	Bob Griffin
1910	5-1-1		George Cobb	1977	6-5	4-1	Bob Griffin
1911	5-2-1		George Cobb	1978	7-3	3-2	Bob Griffin
1912	6-3		Robert Bingham	1979	1-9-1	1-4	Bob Griffin
1913	2-6		George Cobb	1980	2-9	0-5	Bob Griffin
1914	2-3-3		George Cobb	1981	6-6	4-1	Bob Griffin
1915	3-5		Jim Baldwin	1982	7-4	2-3	Bob Griffin
1916	3-4-1		Jim Baldwin	1983	6-4	2-3	Bob Griffin
1917	2-4-2		Fred Murray	1984	10-3	4-1	Bob Griffin
1918		No schedule due to World War I		1985	10-3	5-0	Bob Griffin
1919	0-7-1		Fred Murray	1986	1-10	0-7	Bob Griffin
1920	0-4-4		Frank Keaney	1987	1-10	1-6	Bob Griffin
1921	3-5		Frank Keaney	1988	4-7	3-5	Bob Griffin
1922	4-4		Frank Keaney	1989	3-8	1-7	Bob Griffin
1923	1-5-1		Frank Keaney	1990	5-6	2-6	Bob Griffin
1924	0-7		Frank Keaney	1991	6-5	3-5	Bob Griffin
1925	2-5-1		Frank Keaney	1992	1-10	0-8	Bob Griffin
1926	1-6		Frank Keaney	1993	4-7	2-6	Floyd Keith
1927	5-3		Frank Keaney	1994	2-9	2-6	Floyd Keith
1928	2-7		Frank Keaney	1995	7-4	6-2	Floyd Keith
1929	5-2-1		Frank Keaney	1996	4-6	2-6	Floyd Keith
1930	5-2-1		Frank Keaney	1997	2-9	2-6	Floyd Keith
1931	4-4		Frank Keaney	1998	3-8	2-6	Floyd Keith
1932	2-5-1		Frank Keaney	1999	1-10	1-7	Floyd Keith
1933	6-2		Frank Keaney	2000	3-8	2-6	Tim Stowers
1934	6-3		Frank Keaney	2001	8-3	6-3	Tim Stowers
1935	4-4-1		Frank Keaney	2002	3-9	1-8	Tim Stowers
1936	5-4		Frank Keaney	2003	4-8	3-6	Tim Stowers
1937	3-4-1		Frank Keaney	2004	4-7	2-6	Tim Stowers
1938	4-4		Frank Keaney	2005	4-7	2-6	Tim Stowers
1939	3-4-1		Frank Keaney	2006	4-7	2-6	Tim Stowers
1940	5-3		Frank Keaney	2007	3-8	2-6	Tim Stowers
1941	5-2-1		Bill Beck	2008	3-9	1-7	Darren Rizzi
1942	3-3		Paul Cieurzo	2009	1-10	0-8	Joe Trainer
1943		No schedule due to World War II					
1944		No schedule due to World War II					
1945	2-1		Paul Cieurzo				
1946	2-4		Bill Beck				
1947	3-4	1-3	Bill Beck				
1948	2-4-1	1-3	Bill Beck				
1949	0-8	0-4	Bill Beck				
1950	3-5	2-2	Hal Kopp				
1951	3-5	1-3	Ed Doherty				
1952	7-1	3-1	Hal Kopp				
1953	6-2	3-1	Hal Kopp				
1954	6-2	3-1	Hal Kopp				
1955	6-1-2	4-0-1	Hal Kopp				
1956	2-6	1-4	Herb Maack				
1957	5-2-1	3-0-1	Herb Maack				
1958	4-4	2-2	Herb Maack				
1959	3-5-1	1-2-1	Herb Maack				
1960	3-5	1-4	Herb Maack				
1961	2-6-1	1-4	John Chironna				
1962	2-5-2	1-3-1	John Chironna				


2010 CAA Football




Kevin Grayson



Eric McBride



Martin Parker



Justin Rogers

Richmond Spiders

Quick Facts

Location	Richmond, Va.
Enrollment	2,950
Nickname	Spiders
Colors	Red & Blue
Website	www.richmondspiders.com
Stadium	E. Claiborne Robins Stadium
Stadium Capacity	8,700
Stadium Surface	Artificial Grass
President	Dr. Edward L. Ayers
Athletics Director	Jim Miller
Head Coach	Latrell Scott
Head Coach Alma Mater, Year	Hampton, 1999
Football Contact	Mike DeGeorge, Assistant Director/Athletic Public Relations
Football Contact Office Phone	804-287-6313
Lettermen Returning/Lost	45/27
Offensive Starters Returning/Lost	3/8
Defensive Starters Returning/Lost	4/7
2010 Fall Camp Reporting Date	August 4



SPIDERS HEAD COACH
LATRELL SCOTT
FIRST SEASON

Collegiate Overall Record (Years)	First Year
Record at CAA Football Schools (Years)	First Year
Record in CAA Football Games (Years)	First Year

Richmond Coaching Staff

Wayne Lineburg	Offensive Coordinator/Quarterbacks
Bob Trotter	Defensive Coordinator
Tripp Billingsley	Wide Receivers
Devin Fitzsimmons	Tight Ends
Dave Legg	Cornerbacks/Special Teams Coordinator
Kevin Lewis	Defensive Line
Bill Polin	Offensive Line
Byron Thweatt	Linebackers/Recruiting Coordinator
Stacy Tutt	Running Backs
Chad Wilt	Defensive Line
Derek Burrell & William Childrey	Graduate Assistants

2009 Results -- 11-2, 7-1 CAA

Home Stadium: UR Stadium (21,319)

Home: 5-2	Away: 6-0	vs. Division: 4-1	vs. Top 25 (SN): 4-2
Total Home Attendance: 65,888		Average Home Attendance: 9,413	
Sept. 5	{2/2}	at Duke	W 24-16 33,311
Sept. 12	{1/1}	at Delaware [TCN/CSN-NE/CSS] {rv/rv}	W 16-15 20,800
Sept. 19	{1/1}	Hofstra {rv/rv}	W 47-0 7,511
Sept. 26	{1/1}	VMI	W 38-28 7,554
Oct. 10	{1/1}	at James Madison [CSN-MA/CSN-NE/CSN-P/CSS] {13/12}	W 21-17 16,098
Oct. 17	{1/1}	at Maine [CSN-MA/CSN-NE/CSN-P/CSS] {rv/-}	W 38-21 6,087
Oct. 24	{1/1}	UMass {14/16}	W 34-12 8,214
Oct. 31	{1/1}	at Towson	W 42-14 4,396
Nov. 7	{1/1}	Villanova [CSN-MA/CSN-NE/CSN-P] {4/4}	L 20-21 11,667
Nov. 14	{4/4}	at Georgetown	W 49-10 2,312
Nov. 21	{4/4}	William and Mary [TCN/COX] {5/5}	W 13-10 17,527
Nov. 28	{4/4}	Elon {9/9}	W 16-13 6,143
Dec. 5	{4/4}	Appalachian State [ESPNGP/E360] {5/5}	L 31-35 7,272

CAA Team's Coaches & Sports Network Rankings listed prior to Opponent/Opponent's Coaches & Sports Network Rankings listed after Opponent at time game was played

2010 Schedule

Date	Opponent	Location	Series Record
Sept. 4	at Virginia	Charlottesville, Va.	2-25-2
Sept. 11	OPEN		
Sept. 18	ELON	Richmond, Va.	3-0
Sept. 25	*DELAWARE	Richmond, Va.	8-18
Oct. 2	COASTAL CAROLINA	Richmond, Va.	First Meeting
Oct. 9	*at New Hampshire	Durham, N.H.	9-9
Oct. 16	*at Massachusetts	Amherst, Mass.	11-13
Oct. 23	*TOWSON	Richmond, Va.	4-2
Oct. 30	*at Villanova	Villanova, Pa.	9-20
Nov. 6	*JAMES MADISON	Richmond, Va.	15-12
Nov. 13	*RHODE ISLAND	Richmond, Va.	12-5
Nov. 20	*at William and Mary	Williamsburg, Va.	55-59-5

CAA 2010 CAA Football

Richmond Spiders' All-Star Candidates



KEVIN GRAYSON
RICHMOND, VA.
L.C. BIRD HIGH SCHOOL

WR	6-3	205	SR
----	-----	-----	----

YEAR	GP	No.	Yds	TD	Long	Avg/G	Avg/C
2007	12	68	970	7	35	80.83	14.26
2008	15	61	853	3	80	56.87	13.98
2009	13	48	545	2	43	41.92	11.35
Career	40	177	2368	12	80	59.20	13.38


-- A three-time All-CAA Football selection - winning First Team honors in 2007 and 2008, along with the league's Offensive Rookie of the Year honors in 2007

-- A prolific big-play receiver, Grayson has averaged 13.4 yards/catch over his three-year career

-- He enters 2010 second on UR's all-time list for receptions (177), third in yardage (2,368) and 10th in TD catches (12)

-- Grayson was second on the team catches (48) and yardage (545) in 2009

-- Very involved off the field - both in the community and on campus - earning the Allstate Good Works Team Award in 2009. He was a junior class senator in the Student Government Association in 2009



MARTIN PARKER
NEW HAVEN, CONN.
HYDE LEADERSHIP HIGH SCHOOL

DL	6-3	283	SR
----	-----	-----	----

YEAR	GP	S-A-Tackles	SK/TFL	Int	PBU	FF/FR
2007	14	29-32-61	3.0/9.0	0	0	3/3
2008	16	23-33-56	4.0/8.0	0	3	1/1
2009	13	29-46-75	6.5/15.5	0	1	2/0
Career	43	81-111-192	13.5/32.5	0	4	6/4

-- Voted a 2010 Senior Captain for the Spiders

-- Among the elite defensive players returning this season in the FCS

-- Parker was Second Team All-CAA Football in 2009, but a finalist for the Buck Buchanan Award and an All-America selection (First Team from College Sporting News; Second Team by Sports Network)

-- The defensive tackle collected a team-leading 6.5 sacks and 15.5 tackles for loss in 2009

-- Was the CAA Defensive Player of the Week after a 13-10 win over William and Mary, making six tackles, a sack and helping limit the Tribe to their lowest point total since 2007

-- Was the anchor of the Richmond defense that finished as the nation's fifth-best against in the run in 2009 (79.0 yards/game)



ERIC MCBRIDE
RICHMOND, VA.
L.C. BIRD HIGH SCHOOL

LB	6-2	231	SR
----	-----	-----	----

YEAR	GP	S-A-Tackles	SK/TFL	Int	PBU	FF/FR
2007	14	60-66-126	2.5/6.0	0	0	2/1
2008	16	49-59-108	2.0/6.5	2	2	1/0
2009	13	36-57-93	1.0/3.5	0	4	3/4
Career	43	145-182-327	5.5/16.0	2	6	6/5

-- Voted a 2010 Senior Captain for the Spiders

-- Arguably the best returning linebacker in CAA Football -- a three-time defending First Team All-CAA Football pick and a two-time defending First Team All-America pick (College Sporting News)


-- Finished third on the team in tackles in 2009 (93), but forced a team-leading four fumbles and recovered a team-high three fumbles

-- Recovered a fumble inside Richmond's 10-yard line to seal a thrilling 21-17 win at JMU

-- Enters 2010 with 327 career tackles and is just shy of cracking the Spiders' career Top 10 list

-- McBride has started all 43 games in his career

-- Was the CAA Preseason Defensive Player of the Year in 2009



JUSTIN ROGERS
BATON ROUGE, LA.
REDEMPTORIST HIGH SCHOOL

DB	5-10	181	SR
----	------	-----	----

YEAR	GP	S-A-Tackles	SK/TFL	Int	PBU	FF/FR
2007	12	17-7-24	0.5/0.5	0	2	0/0
2008	16	41-14-55	0.0/4.0	7	13	1/1
2009	13	16-14-30	0.0/1.5	3	8	0/1
Career	41	74-35-109	0.5/6.0	10	23	1/2

-- A versatile threat for the Spiders, Rogers is both an accomplished kickoff return specialist and a premier shutdown corner

-- Was a First Team All-America (AFCA) in 2009 and joined teammate Matt McCracken (OL) as the school's first-ever three-time All-America picks

-- Rogers enters his senior season in 2010 as a three-time First Team All-CAA Football selection

-- Rogers has 10 career interceptions (three in 2009), which ties for seventh all-time at Richmond

-- Also an accomplished return specialist, Rogers is the Spiders' career leader in kickoff return yardage (2,102) and needs just 332 more yards to break the CAA Football career record

-- In his three-year career, Rogers has scored five touchdowns thanks to two kickoff return TDs, two interception return TDs and one on a fumble return

2010 CAA Football

Richmond Spiders' Coaching Records

Latrell Scott

Playing Career

1994-97 Hampton University

Coaching Career

1999-00 Fork Union Military Academy
 2001 Wide Receivers, Western Carolina University
 2002-04 Wide Receivers, Virginia Military Institute
 2005-06 Wide Receivers/Recruiting Coordinator, University of Richmond
 2007 Assistant Head Coach/Wide Receivers/Recruiting Coordinator, University of Richmond
 2008 Wide Receivers, University of Tennessee
 2009 Wide Receivers, University of Virginia
 2010- Head Coach, University of Richmond

Personal

Birthdate

July 17, 1975

Hometown

Richmond, Va.

Alma Mater

Hampton '01

Wife

Brandi

Scott's Year-By-Year Record

Year	School	Record	Conf./Finish	Postseason
2010	Richmond	First Season		
Richmond Totals		0-0 (---)		
Career Totals		0-0 (---)		



All-Time Richmond Coaching Records

Coach	Years	Record	Pct.	Conf.	Pct.
M.C. Taylor	1881	2-0	1.000		
C.M. Hazen	1882, 85-86, 88	4-4	.500		
H.R. Hundley	1887	1-1	.500		
Frank Johnson	1889	1-2	.333		
C.T. Taylor	1890	0-3	.000		
Dana Rucker	1891, 93-95	3-13-3	.188		
Penwick Shelton	1892	2-3	.400		
Bill Wertenbaker	1897	3-5	.375		
O.L. Owen	1898	3-3-1	.500		
Julian Hill	1899	2-2	.500		
Edward Kenna	1900	3-4	.429		
Garnett Nelson	1901	1-5	.167		
Graham Hobson	1902	3-3	.500		
Fred Vail	1903	6-3-1	.600		
Harry Wail	1904	1-5	.167		
E.A. Dunlop, Jr.	1905-09, 12	18-32-5	.373		
E.V. Long	1910	1-6-1	.143		
Sam Honaker	1911	0-6-2	.000		
Frank Dobson	1913-17, 19-33	79-78-18	.503		
Robert Marshall	1918	3-1-1	.750		
Glenn Thistlethwaite	1934-41	41-26-9	.586		
John Fenlon	1942, 46-47	12-15-3	.444		
Malcolm Pitt	1943-44	8-7	.533		
George Hope	1945	2-6	.250		
Karl Esleeck	1948-50	10-18-2	.357		
Edwin Merrick	1951-65	53-87-6	.379		
Frank Jones	1966-73	44-38	.537		
Jim Tait	1974-79	21-44	.323		
Dal Shealy	1980-88	43-57	.430	11-11	.500
Jim Marshall	1989-94	19-47	.288	12-36	.250
Jim Reid	1995-03	48-53-1	.475	35-40	.467
Dave Clawson	2004-07	29-20	.592	19-13	.594
Mike London	2008-09	24-5	.828	13-3	.813
Latrell Scott	2010-				

2010 CAA Football

Richmond Spiders By The Numbers...

2010 Team Information

Total No. of Starters Returning: 7

Offense: 3

- WR - Tre Gray
- WR - Kevin Grayson
- OL - Drew Lachenmayer

Defense: 4

- LB - Eric McBride
- DL - Martin Parker
- DB - Justin Rogers
- LB - Patrick Weldon

Special Teams: 0

Total No. of Starters Lost: 16

Offense: 7

- QB - Eric Ward
- OL - Jared Decker
- OL - Matt McCracken
- OL - Chris Kondorossy
- OL - Michael Silva
- TE - William Bischoff
- RB - Justin Forte

Defense: 7

- DL - Nick Battle
- DB - Derek Hatcher
- DB - Michael Ireland
- LB - Collin McConaghy
- DL - Parker Miles
- DL - Pierre Turner
- DB - Seth Williams

Special Teams: 2

- K - Andrew Howard
- P - Brett Weigand

Total No. of Letterwinners Returning: 45

- Offense: 21**
- Defense: 22**
- Special Teams: 2**

Total No. of Letterwinners Lost: 27

- Offense: 13**
- Defense: 11**
- Special Teams: 3**


NOTE: Special Teams include kickers and punters only.




Year-By-Year Results

Year	Overall	Conference	Coach	Year	Overall	Conference	Coach
1881	2-0		M.C. Taylor	1948	5-3-2		Karl Esleeck
1882	1-0		C.M. Hazen	1949	3-7		Karl Esleeck
1883			No schedule	1950	2-8		Karl Esleeck
1884			No schedule	1951	3-8		Ed Merrick
1885	1-1		C.M. Hazen	1952	1-9		Ed Merrick
1886	1-1		C.M. Hazen	1953	5-3-1		Ed Merrick
1887	1-1		H.R. Hundley	1954	5-4		Ed Merrick
1888	1-2		C.M. Hazen	1955	4-3-2		Ed Merrick
1889	1-2		Frank Johnson	1956	4-5		Ed Merrick
1890	0-3		C.T. Taylor	1957	4-6		Ed Merrick
1891	0-2		Dana Rucker	1958	3-7		Ed Merrick
1892	2-3		Penwick Shelton	1959	4-5-1		Ed Merrick
1893	3-2		Dana Rucker	1960	3-6-1		Ed Merrick
1894	0-4-2		Dana Rucker	1961	5-5		Ed Merrick
1895	0-5-1		Dana Rucker	1962	6-3		Ed Merrick
1896			No schedule	1963	3-6-1		Ed Merrick
1897	3-5		Bill Wertenbaker	1964	3-7		Ed Merrick
1898	3-3-1		O.L. Owen	1965	0-10		Ed Merrick
1899	2-2		Julian Hill	1966	2-8		Frank Jones
1900	3-4		Edward Kenna	1967	5-5		Frank Jones
1901	1-5		Garnett Nelson	1968	8-3		Frank Jones
1902	3-3		Graham Hobson	1969	6-4		Frank Jones
1903	6-3-1		Fred Vail	1970	4-6		Frank Jones
1904	1-5		Henry Wall	1971	5-6		Frank Jones
1905	3-4-2		E.A. Dunlop, Jr.	1972	6-4		Frank Jones
1906	5-5-1		E.A. Dunlop, Jr.	1973	8-2		Frank Jones
1907	3-6		E.A. Dunlop, Jr.	1974	5-5		Jim Tait
1908	3-5		E.A. Dunlop, Jr.	1975	5-6		Jim Tait
1909	3-5-2		E.A. Dunlop, Jr.	1976	5-6		Jim Tait
1910	1-6-1		E.V. Long	1977	3-8		Jim Tait
1911	0-6-2		Sam Honaker	1978	3-8		Jim Tait
1912	1-7		E.A. Dunlop, Jr.	1979	0-11		Jim Tait
1913	5-3-1		Frank Dobson	1980	5-6		Dal Shealy
1914	5-4		Frank Dobson	1981	4-7		Dal Shealy
1915	4-4-1		Frank Dobson	1982	0-10		Dal Shealy
1916	5-4-2		Frank Dobson	1983	3-8		Dal Shealy
1917	4-2-1		Frank Dobson	1984	8-4		Dal Shealy
1918	3-1-1		Robert Marshall	1985	8-3		Dal Shealy
1919	5-2-2		Frank Dobson	1986	4-7	3-4	Dal Shealy
1920	6-2		Frank Dobson	1987	7-5	6-1	Dal Shealy
1921	4-3-1		Frank Dobson	1988	4-7	2-6	Dal Shealy
1922	6-2-1		Frank Dobson	1989	1-10	0-8	Jim Marshall
1923	3-5		Frank Dobson	1990	1-10	1-7	Jim Marshall
1924	2-6-1		Frank Dobson	1991	2-9	2-6	Jim Marshall
1925	3-6		Frank Dobson	1992	7-4	5-3	Jim Marshall
1926	2-7		Frank Dobson	1993	5-6	3-5	Jim Marshall
1927	4-4-1		Frank Dobson	1994	3-8	1-7	Jim Marshall
1928	3-4-2		Frank Dobson	1995	7-3-1	5-3	Jim Reid
1929	3-5-1		Frank Dobson	1996	2-9	1-7	Jim Reid
1930	2-4-2		Frank Dobson	1997	6-5	4-4	Jim Reid
1931	4-5		Frank Dobson	1998	9-3	7-1	Jim Reid
1932	4-2-2		Frank Dobson	1999	5-6	3-5	Jim Reid
1933	5-4		Frank Dobson	2000	10-3	7-1	Jim Reid
1934	8-1		Glenn Thistlewaite	2001	3-8	3-6	Jim Reid
1935	3-3-3		Glenn Thistlewaite	2002	4-7	4-5	Jim Reid
1936	4-4-2		Glenn Thistlewaite	2003	2-9	1-8	Jim Reid
1937	5-4-1		Glenn Thistlewaite	2004	3-8	2-6	Dave Clawson
1938	6-3-1		Glenn Thistlewaite	2005	9-4	7-1	Dave Clawson
1939	7-1-2		Glenn Thistlewaite	2006	6-5	3-5	Dave Clawson
1940	6-3		Glenn Thistlewaite	2007	11-3	7-1	Dave Clawson
1941	2-7		Glenn Thistlewaite	2008	13-3	6-2	Mike London
1942	3-6-1		John Fenlon	2009	11-2	7-1	Mike London
1943	6-1		Malcolm Pitt				
1944	2-6		Malcolm Pitt				
1945	2-6		George Hope				
1946	6-2-2		John Fenlon				
1947	3-7		John Fenlon				

2010 CAA Football




Tremayne Dameron



Jeremy Gardner



Yaky Ibia



Hakeem Moore

Towson Tigers

Quick Facts

Location	Towson, Md.
Enrollment	21,111
Nickname	Tigers
Colors	Black, White & Gold
Website	www.towsontigers.com
Stadium	Minnegan Field at Johnny Unitas Stadium
Stadium Capacity	11,198
Stadium Surface	Artificial Grass
President	Dr. Robert Caret
Athletics Director	TBD
Head Coach	Rob Ambrose
Head Coach Alma Mater, Year	Towson, 1993
Football Contact	Dan O'Connell, Associate Director/Media Relations
Football Contact Office Phone	410-704-3102
Lettermen Returning/Lost	51/16
Offensive Starters Returning/Lost	7/4
Defensive Starters Returning/Lost	9/2
2010 Fall Camp Reporting Date	August 4

2009 Results -- 2-9, 1-7 CAA

Home Stadium: Unitas Stadium (11,198)

Home: 1-4	Away: 1-5	vs. Division: 0-5	vs. Top 25 (SN): 0-5
Total Home Attendance: 31,415		Average Home Attendance: 6,283	
Sept. 5	{rv/-}	at Northwestern [B10]	L 14-47 17,857
Sept. 19		Coastal Carolina	W 21-17 7,628
Sept. 26		at Morgan State	L 9-12 4,307
Oct. 3		New Hampshire [CSN-MA/CSN-NE/CSN-P] {6/7}	L 7-57 8,026
Oct. 10		at Rhode Island	W 36-28 3,314
Oct. 17		Delaware {23/rv}	L 21-49 6,026
Oct. 24		at Northeastern	L 7-27 1,920
Oct. 31		Richmond {1/1}	L 14-42 4,396
Nov. 7		at William and Mary {5/5}	L 0-31 8,037
Nov. 14		Villanova {3/3}	L 7-49 5,339
Nov. 21		at James Madison (rv/rv)	L 12-43 13,138

CAA Team's Coaches & Sports Network Rankings listed prior to Opponent/Opponent's Coaches & Sports Network Rankings listed after Opponent at time game was played



TIGERS HEAD COACH
ROB AMBROSE
1 SEASON (2009)

Collegiate Overall Record (Years)	5-16 (2 years)
Record at CAA Football Schools (Years)	2-9 (1 year)
Record in CAA Football Games (Years)	1-7 (1 year)

Towson Coaching Staff

Matt Hachmann	Defensive Coordinator
John Donatelli	Offensive Line
Jared Ambrose	Tight Ends
John Kaleo	Quarterbacks
James Vollono	Running Backs/Special Teams Assistant
Guilian Gary	Wide Receivers
Brian Fleury	Secondary/Special Teams
Derrick Johnson	Cornerbacks
Canute Curtis	Defensive Line
Konstantinos Kosmakos	Defensive Line Assistant

2010 Schedule

Date	Opponent	Location	Series Record
Sept. 2	at Indiana	Bloomington, Ind.	First Meeting
Sept. 11	COASTAL CAROLINA	Towson, Md.	1-1
Sept. 18	*at Villanova	Villanova, Pa.	2-4
Sept. 25	at Columbia	New York, N.Y.	1-2
Oct. 2	*MASSACHUSETTS	Towson, Md.	0-2
Oct. 9	*JAMES MADISON	Towson, Md.	5-16-1
Oct. 16	OPEN		
Oct. 23	*at Richmond	Richmond, Va.	2-4
Oct. 30	*RHODE ISLAND	Towson, Md.	5-5
Nov. 6	*at Delaware	Newark, Del.	4-7
Nov. 13	*MAINE	Towson, Md.	3-5
Nov. 20	*at New Hampshire	Durham, N.H.	0-6

Towson Tigers' All-Star Candidates



TREMAYNE DAMERON
KING GEORGE, VA.
KING GEORGE HIGH SCHOOL

RB	5-11	185	SO
----	------	-----	----

YEAR	GP	No.	Yds	TD	Long	Avg/G	Avg/C
2009	11	177	588	8	35	53.45	3.32
Career	11	177	588	8	35	53.45	3.32

- Tigers' leading rusher in 2009 with 588 yards on 177 carries
- Averaged 53.5 yards per game, 10th in CAA Football
- Scored team high eight touchdowns, ranked seventh in CAA Football
- Ran for career high 126 yards on 28 carries at Morgan State
- Led Tigers to win at Rhode Island by scoring three touchdowns
- Accounted for 145 all-purpose yards in win over Coastal Carolina, rushing for 84 yards on 21 carries and catching seven passes for 61 yards
- Rushed for 67 yards and scored two touchdowns in season finale at James Madison



YAKY IBIA
RESTON, VA.
SOUTH LAKES HIGH SCHOOL

DL	6-2	285	SR
----	-----	-----	----

YEAR	GP	S-A-Tackles	SK/TFL	Int	PBU	FF/FR
2007	11	4-11-15	0.0/0.0	0	0	0/0
2008	12	9-18-27	0.0/3.5	0	0	1/0
2009	10	19-33-52	2.5/11.5	0	0	1/0
Career	33	32-62-94	2.5/15.0	0	0	2/0

- Two-year starter at defensive tackle named to the FCS Academic All-Star Team by FCS Athletic Directors Association and the CoSIDA Academic All-America District 2 University Division team
- Made 52 tackles in 10 games in 2009, seventh on team
- Led Tigers with 11.5 tackles for lost yardage
- Ranked 10th in CAA Football in tackles for lost yardage
- Ranked ninth among CAA Football defensive linemen in tackles per game
- Had career high seven tackles in win over Coastal Carolina
- Matched career high with seven tackles at Morgan State, including 2.5 tackles for lost yardage
- Has made 94 tackles in career with 15 tackles for lost yardage



JEREMY GARDNER
SPOTSYLVANIA, VA.
COURTLAND HIGH SCHOOL

DB	5-10	187	SR
----	------	-----	----

YEAR	GP	S-A-Tackles	SK/TFL	Int	PBU	FF/FR
2007	8	18-12-30	0.0/1.0	1	4	0/0
2008	11	20-10-30	0.0/0.0	0	3	0/0
2009	11	36-28-64	0.0/1.5	1	4	0/1
Career	30	74-50-124	0.0/2.5	2	11	0/1

- Three-year starter at cornerback for the Tigers, who has started all 30 games of career
- Made 64 tackles in 2009, third on the team and eighth among CAA Football defensive backs in tackles
- Broke up four passes to lead the Tigers
- Made career high 12 tackles against Delaware
- Had 10 tackles at William and Mary
- Helped Tigers to win over Coastal Carolina with eight tackles and an interception
- Has made 124 career tackles with two interceptions
- Has returned eight kickoffs in career for a 17.6 average



HAKEEM MOORE
FREDERICKSBURG, VA.
COURTLAND HIGH SCHOOL

WR	6-0	165	SR
----	-----	-----	----

YEAR	GP	No.	Yds	TD	Long	Avg/G	Avg/C
2007	1	4	25	0	10	25.00	6.25
2008	12	45	527	1	42	43.92	11.71
2009	9	28	286	1	78	31.78	10.21
Career	22	77	838	2	78	38.09	10.88

- Tied for team lead with 28 catches for 286 yards and one touchdown in 2009
- Tigers' top kickoff return specialist who finished fourth in CAA Football with a 22.5 average in 2009
- Led Tigers in all-purpose yardage for second-straight year with 1,046 yards
- Ranked third in CAA by averaging 116.2 all-purpose yards per game in 2009
- Caught four passes for 91 yards at URI and returned two kickoffs for 130 yards
- Tigers' second-leading receiver as a sophomore with 45 receptions for 527 yards and one TD
- Has been hurt by injuries in career, missing entire 2007 season and first two games of 2009 season

2010 CAA Football



Towson Tigers' Coaching Records

Rob Ambrose

Playing Career

1989-91 Towson University

Coaching Career

1992-93 Wide Receivers, Towson University
 1994-96 Wide Receivers/Recruiting Coordinator, Towson University
 1997-99 Offensive Coordinator, Towson University
 2000 Associate Head Coach/Offensive Coordinator, Towson University
 2001 Head Coach, Catholic University
 2002-04 Quarterbacks, University of Connecticut
 2005-08 Offensive Coordinator, University of Connecticut
 2009- Head Coach, Towson University

Personal

Birthdate

July 30, 1970

Hometown

Skokie, Ill.

Alma Mater

Towson '93

Wife

Melissa

Children

Grace, Riley

Ambrose's Year-By-Year Record

Year	School	Record	Conf./Finish	Postseason
2001	Catholic	3-7		
Catholic Totals		3-7 (.300)		
2009	Towson	2-9	1-7/6th (South)	
Towson Totals		2-9 (.182)		
Career Record		5-16 (.238)		

All-Time Towson Coaching Records

Coach	Years	Record	Pct.	Conf.	Pct.
Carl Runk	1969-71	11-14-1	.397		
Phil Albert	1972-91	117-91-3	.562		
Gordy Combs	1992-08	92-90	.505	9-31	.225
Rob Ambrose	2009-	2-9	.182	1-7	.125



2010 CAA Football

Towson Tigers By The Numbers...

2010 Team Information

Total No. of Starters Returning: 16

Offense: 7

-QB - Peter Athens
-TB - Tremayne Dameron
-OL - Henry Glackin
-OL - Steve Jordan
-WR - Hakeem Moore
-OL - Chris Ritter
-OL - Chuck Taylor

Defense: 9

-DL - Frank Beltre
-DB - Danny Collins
-DB - Jeremy Gardner
-DL - Yaky Ibia
-DB - Ollie Thomas
-LB - Romale Tucker
-DL - Marcus Valentine
-LB - Danzel White
-DB - Raymond White

Special Teams: 0

Total No. of Starters Lost: 8

Offense: 4

-OL - Dan Bridges
-WR - Casey Cegles
-TE - John Godlasky
-WR - Dave Newsom

Defense: 2

-LB - Alex Butt
-DL - Brady Smith

Special Teams: 2

-PK - Marc Magas
-P - Bill Shears

Total No. of Letterwinners Returning: 51

Offense: 26

Defense: 25

Special Teams: 0

Total No. of Letterwinners Lost: 16

Offense: 11

Defense: 3

Special Teams: 2


NOTE: Special Teams include kickers and punters only.




Year-By-Year Results

Year	Overall	Conference	Coach
1969	4-4-1		Carl Runk
1970	6-2		Carl Runk
1971	1-8		Carl Runk
1972	1-9		Phil Albert
1973	4-4		Phil Albert
1974	10-0		Phil Albert
1975	6-4		Phil Albert
1976	10-3		Phil Albert
1977	5-4-1		Phil Albert
1978	7-3		Phil Albert
1979	9-1		Phil Albert
1980	5-5		Phil Albert
1981	5-5		Phil Albert
1982	7-4		Phil Albert
1983	10-2		Phil Albert
1984	9-4		Phil Albert
1985	7-2-1		Phil Albert
1986	8-3-1		Phil Albert
1987	4-6		Phil Albert
1988	5-5		Phil Albert
1989	2-8		Phil Albert
1990	2-9		Phil Albert
1991	1-10		Phil Albert
1992	5-5		Gordy Combs
1993	8-2		Gordy Combs
1994	8-2		Gordy Combs
1995	6-4		Gordy Combs
1996	6-4		Gordy Combs
1997	3-7		Gordy Combs
1998	5-6		Gordy Combs
1999	7-4		Gordy Combs
2000	7-4		Gordy Combs
2001	3-7		Gordy Combs
2002	6-5		Gordy Combs
2003	6-6		Gordy Combs
2004	3-8	0-8	Gordy Combs
2005	6-5	3-5	Gordy Combs
2006	7-4	4-4	Gordy Combs
2007	3-8	1-7	Gordy Combs
2008	3-9	1-7	Gordy Combs
2009	2-9	1-7	Rob Ambrose


2010 CAA Football




Ben Ijalana



Matt Szczur



Terence Thomas



Chris Whitney

Villanova Wildcats

Quick Facts

Location	Villanova, Pa.
Enrollment	6,240
Nickname	Wildcats
Colors	Blue & White
Website	www.villanova.com
Stadium	Villanova Stadium
Stadium Capacity	12,000
Stadium Surface	Artificial Grass
President	Rev. Peter M. Donohue, OSA
Athletics Director	Vince Nicastro
Head Coach	Andy Talley
Head Coach Alma Mater, Year	Southern Connecticut, 1967
Football Contact	Dean Kenefick, Associate Athletics Director/Communications
Football Contact Office Phone	610-519-6514
Lettermen Returning/Lost	31/10
Offensive Starters Returning/Lost	8/3
Defensive Starters Returning/Lost	7/4
2010 Fall Camp Reporting Date	TBD



WILDCATS HEAD COACH
ANDY TALLEY
25 SEASONS (1985-2009)

Collegiate Overall Record (Years)	207-120-2 (30 years)
Record at CAA Football Schools (Years)	179-102-1 (25 years)
Record in CAA Football Games (Years)	107-72 (25 years)

Villanova Coaching Staff

Mark Ferrante	Assistant Head Coach/Offensive Line
Sam Venuto	Offensive Coordinator/Quarterbacks
Mark Reardon	Defensive Coordinator/Secondary
Brian Flinn	Wide Receivers/Recruiting Coordinator
Billy Crocker	Defensive Line
Darrius Smith	Running Back/ Tight Ends
Clint Wiley	Linebackers/Special Teams Coordinator
David Riede	Cornerbacks/Coordinator of Football Recruiting
Nick Kray	Offensive Assistant
Bill McCarthy	Defensive Assistant

2009 Results -- 14-1, 7-1 CAA

Home Stadium: Villanova Stadium (12,000)

Home: 8-0	Away: 5-1	vs. Division: 5-0	vs. Top 25 (SN): 8-1
Total Home Attendance: 56,888		Average Home Attendance: 7,111	
Sept. 3	{5/5}	at Temple	W 27-24 27,759
Sept. 12	{3/3}	Lehigh [FCSA/WFMZ]	W 38-17 8,811
Sept. 19	{2/2}	at Penn [TCN] {rv/-}	W 14-3 14,876
Sept. 26	{2/2}	Northeastern [TCN/CSN-NE]	W 56-7 11,119
Oct. 3	{2/2}	William and Mary [VS] {5/5}	W 28-17 8,217
Oct. 10	{2/2}	at New Hampshire {5/5}	L 24-28 14,811
Oct. 17	{6/6}	at James Madison [TCN] {16/16}	W 27-0 16,037
Oct. 24	{4/4}	Rhode Island	W 36-7 5,517
Nov. 7	{4/4}	at Richmond [CSN-MA/CSN-NE/CSN-P] {1/1}	W 21-20 11,667
Nov. 14	{3/3}	at Towson	W 49-7 5,339
Nov. 21	{2/3}	Delaware [TCN/CSN-NE] {25/rv}	W 30-12 12,073
Nov. 28	{2/3}	Holy Cross {17/19}	W 38-28 4,319
Dec. 5	{2/3}	New Hampshire [ESPNGP/E360] {10/10}	W 46-7 2,661
Dec. 11	{2/3}	William and Mary [ESPN2/ESPN2HD/E360] {6/6}	W 14-13 4,171
Dec. 18	{2/3}	vs. Montana [ESPN2/ESPN2HD/E360] {3/1}	W 23-21 14,328


CAA Team's Coaches & Sports Network Rankings listed prior to Opponent/Opponent's Coaches & Sports Network Rankings listed after Opponent at time game was played

2010 Schedule

Date	Opponent	Location	Series Record
Sept. 3	at Temple	Philadelphia, Pa.	15-12-2
Sept. 11	at Lehigh	Bethlehem, Pa.	6-5
Sept. 18	*TOWSON	Villanova, Pa.	4-2
Sept. 25	PENN	Villanova, Pa.	9-5
Oct. 2	*at William and Mary	Williamsburg, Va.	13-14-1
Oct. 9	OPEN		
Oct. 16	*at Maine	Orono, Maine	6-7
Oct. 23	*JAMES MADISON	Villanova, Pa.	8-10
Oct. 30	*RICHMOND	Villanova, Pa.	20-9
Nov. 6	*at Rhode Island	Kingston, R.I.	14-2
Nov. 13	*NEW HAMPSHIRE	Villanova, Pa.	11-9
Nov. 20	*at Delaware	Newark, Del.	22-20-1

CAA 2010 CAA Football

Villanova Wildcats' All-Star Candidates



BEN IJALANA
HAINESPORT, N.J.
RANOCAS VALLEY HIGH SCHOOL


OL	6-4	320	SR
----	-----	-----	----

-- 2009 First Team All-CAA Football

-- 2009 Sports Network First Team All-American

-- 2009 Walter Camp All-America Team

-- Has started all 39 games of his career



TERENCE THOMAS
PLAINSBORO, N.J.
LAWRENCEVILLE HIGH SCHOOL

LB	6-0	230	SR
----	-----	-----	----


YEAR	GP	S-A-Tackles	SK/TFL	Int	PBU	FF/FR
2007	11	25-34-59	3.0/4.0	1	1	2/1
2008	13	40-26-66	4.0/6.5	0	2	2/0
2009	15	68-48-116	8.5/11.0	0	1	1/0
Career	39	133-108-241	15.5/21.5	1	4	5/1

-- 2009 first team All-CAA Football

-- Led team in tackles with 116 total stops

-- Has started all 39 games of his career

-- 2009 stats include 116 tackles (68 solo/48 assisted), 11 tackles for loss, 8.5 sacks, 1 forced fumble



MATT SZCZUR
ERMA, N.J.
LOWER CAPE MAY REGIONAL HIGH SCHOOL

WR	5-11	195	SR
----	------	-----	----

YEAR	GP	No.	Yds	TD	Long	Avg/G	Avg/C
2007	11	15	124	0	29	11.27	8.27
2008	13	32	511	4	59	39.31	15.97
2009	15	51	610	4	45	40.67	11.96
Career	39	98	1245	8	59	31.92	12.70

-- One of the nation's most versatile performers


-- Will play running back, wide receiver and quarterback during the course of the game

-- 2009 CAA Football Offensive Player of the Year and Special Teams Player of the Year

-- First Team All-American by the Sports Network, Associated Press and Walter Camp Foundation

-- Most Outstanding Player at the NCAA Division I National Championship game

-- 2009 stats include 108 carries for 813 yards and 10 touchdowns; 51 catches for 610 yards and four touchdowns; 30 kickoff returns for 816 yards and one touchdown



CHRIS WHITNEY
WARMINSTER, PA.
ST. JOSEPH'S PREP HIGH SCHOOL

QB	6-2	230	SR
----	-----	-----	----

YEAR	GP	----- Passing -----				--- Rushing ---				
		Comp.	Att.	Int.	Yds.	TD	Lg.	Att.	Yds.	TD
2007	6	59	100	3	616	5	42	71	100	2
2008	12	120	174	5	1448	10	84	131	467	4
2009	15	159	246	4	1936	18	57	203	987	6
Career	33	338	520	12	4000	33	84	405	1554	12

-- 2009 First Team All-CAA Football

-- ESPN The Magazine/CoSIDA Academic All-District

-- 2009 stats include 159-of-246 (64.4%) for 1,936 yards to go with 18 touchdowns and 4 interceptions; 203 carries for 987 yards and 6 touchdowns

-- 25-5 record as Villanova's starting quarterback

Villanova Wildcats' Coaching Records

Andy Talley

Playing Career

1964-67Southern Connecticut University

Coaching Career

1967-68 Assistant Coach, Simsbury (Conn.) High School
 1969..... Secondary, Springfield College
 1970-72 Backfield, Middlebury College
 1973-78 Backfield, Brown University
 1979-83 Head Coach, St. Lawrence University
 1984..... Head Coach, Villanova University

Personal

Birthdate

April 6, 1943

Hometown

Berwyn, Pa.

Alma Mater

Southern Connecticut '67

Wife

Arlene

Children

Josh, Gina

Talley's Year-By-Year Record

Year	School	Record	Conf./Finish	Postseason
1979	St. Lawrence	3-6		
1980	St. Lawrence	5-4		
1981	St. Lawrence	5-4		
1982	St. Lawrence	10-1		NCAA (D-III) Semis
1983	St. Lawrence	5-3-1		
St. Lawrence Totals		28-18-1 (.606)		
1985	Villanova	4-0		
1986	Villanova	8-1		
1987	Villanova	6-4		
1988	Villanova	5-5-1	4-4/T3rd	
1989	Villanova	8-4	6-2/T1st	NCAA
1990	Villanova	6-5	5-3/T2nd	
1991	Villanova	10-2	7-1/T1st	NCAA
1992	Villanova	9-3	6-2/2nd	NCAA
1993	Villanova	3-8	1-7/6th (Mid-Atlantic)	
1994	Villanova	5-6	2-6/T4th (Mid-Atlantic)	
1995	Villanova	3-8	2-6/T5th (Mid-Atlantic)	
1996	Villanova	8-4	6-2/T2nd (Mid-Atlantic)	NCAA
1997	Villanova	12-1	8-0/1st (Mid-Atlantic)	NCAA Qtrs
1998	Villanova	6-5	4-4/T2nd (Mid-Atlantic)	
1999	Villanova	7-4	6-2/3rd	
2000	Villanova	5-6	3-5/T7th	
2001	Villanova	8-3	7-2/T1st	
2002	Villanova	11-4	6-3/T3rd	NCAA Semis
2003	Villanova	7-4	5-4/T4th	
2004	Villanova	6-5	3-5/4th (South)	
2005	Villanova	4-7	2-6/6th (South)	
2006	Villanova	6-5	5-3/2nd (South)	
2007	Villanova	7-4	5-3/T3rd (South)	
2008	Villanova	10-3	7-1/2nd (South)	NCAA Qtrs
2009	Villanova	14-1	7-1/T1st (South)	NCAA Champions
Villanova Totals		179-102-1 (.637)		
Career Record		207-120-2 (.632)		

All-Time Villanova Coaching Records

Coach	Years	Record	Pct.	Conf.	Pct.
Michael J. Murphy	1894	1-0	1.000		
James A. McDonald	1895-96	14-6	.700		
John F. Bagley	1897-98	5-9-2	.375		
Richard F. Nallin	1899	7-2-1	.750		
John A. Powers	1900	5-1-3	.722		
John J. Egan	1901	2-3	.400		
Timothy M. O'Rourke	1902	4-3	.571		
Martin L. Caine	1903	2-2	.500		
Fred J. Crolius	1904-11	15-38-5	.302		
Charles McGeehan	1912	3-3	.500		
Thomas St. Germaine	1913	4-2-1	.643		
Frank A. Sommer	1914-15, 24	12-9-2	.565		
Edward M. Bennis	1916	1-8	.111		
Thomas M. Reap	1917-20	9-12-5	.442		
Allie C. Miller	1921-22	11-4-3	.694		
Hugh V. McGeehan	1923	0-7-1	.063		
Harry Stuhldreder	1925-35	65-25-9	.702		
Maurice J. Smith	1936-42	41-17-3	.697		
Jordan A. Olivar	1943-48	33-20-2	.618		
James R. Leonard	1949-50	12-6	.666		
Arthur F. Raimo	1951-53	16-10-1	.611		
Francis X. Reagan	1954-59	16-36	.308		
Alexander F. Bell	1960-66	35-30	.538		
John C. Gregory	1967-69	16-13	.551		
Louis A. Ferry	1970-74	20-26-1	.436		
James C. Weaver	1974	3-5	.375		
Richard Bedesem	1975-80	30-35-1	.462		
Andy Talley	1985-	179-102-1	.637	107-72	.598

2010 CAA Football

Villanova Wildcats By The Numbers...

2010 Team Information

Total No. of Starters Returning: 17

Offense: 8

- RB - Aaron Ball
- OL - Brant Clouser
- OL - Ben Ijalana
- OL - Dan Shirey
- WR - Matt Szczur
- WR - Dorian Wells
- WR - Norman White
- QB - Chris Whitney

Defense: 7

- DB - John Dempsey
- DL - Marlon Johnson
- LB - Marquis Kirkland
- DB - Eric Loper
- DB - Fred Maldonado
- DB - James Pitts
- LB - Terence Thomas

Special Teams: 2

- P - Dominic Scarnecchia
- PK - Nick Yako

Total No. of Starters Lost: 7

Offense: 3

- OL - Brian Brannigan
- OL - Jon Bugli
- WR - Brandyn Harvey

Defense: 4

- DL - Tim Kukucka
- DL - Phil Matusz
- LB - Osayi Osunde
- DB - Ross Ventrone

Special Teams: 0

Total No. of Letterwinners Returning: 31

Offense: 16

Defense: 12

Special Teams: 3

Total No. of Letterwinners Lost: 10

Offense: 4

Defense: 4

Special Teams: 2

NOTE: Special Teams include kickers and punters only.



Year-By-Year Results

Year	Overall	Conference	Coach	Year	Overall	Conference	Coach
1894	1-0		Michael J. Murphy	1961	8-2		Alexander F. Bell
1895	4-2		James A. McDonald	1962	7-3		Alexander F. Bell
1896	10-4		James A. McDonald	1963	5-4		Alexander F. Bell
1897	3-5-1		John F. Bagley	1964	6-2		Alexander F. Bell
1898	2-4-1		John F. Bagley	1965	1-8		Alexander F. Bell
1899	7-2-1		Richard F. Nallin	1966	6-3		Alexander F. Bell
1900	5-1-3		John A. Powers	1967	4-6		John C. Gregory
1901	2-3		John J. Egan	1968	6-4		John C. Gregory
1902	4-3		Timothy O'Rourke	1969	6-3		John C. Gregory
1903	2-2		Martin L. Caine	1970	9-2		Louis A. Ferry
1904	4-2-1		Fred J. Crolius	1971	6-4-1		Louis A. Ferry
1905	3-7		Fred J. Crolius	1972	2-9		Louis A. Ferry
1906	3-7		Fred J. Crolius	1973	3-8		Louis A. Ferry
1907	1-5-1		Fred J. Crolius	1974	3-8	James C. Weaver/ Louis A. Ferry	James C. Weaver/ Louis A. Ferry
1908	1-6		Fred J. Crolius	1975	4-7		Richard Bedesem
1909	3-2		Fred J. Crolius	1976	6-4-1		Richard Bedesem
1910	0-4-2		Fred J. Crolius	1977	4-7		Richard Bedesem
1911	0-5-1		Fred J. Crolius	1978	5-6		Richard Bedesem
1912	3-3		Charles McGeehan	1979	5-6		Richard Bedesem
1913	4-2-1		Thomas St. Germaine	1980	6-5		Richard Bedesem
1914	4-3-1		Frank A. Sommer	1985	5-0		Andy Talley
1915	6-1		Frank A. Sommer	1986	8-1		Andy Talley
1916	1-8		Edward M. Bennis	1987	6-4		Andy Talley
1917	0-3-2		Thomas M. Reap	1988	5-5-1	4-3	Andy Talley
1918	3-2		Thomas M. Reap	1989	8-4	6-2	Andy Talley
1919	5-3-1		Thomas M. Reap	1990	6-5	5-3	Andy Talley
1920	1-4-2		Thomas M. Reap	1991	10-2	7-1	Andy Talley
1921	6-1-2		Allie C. Miller	1992	9-3	6-2	Andy Talley
1922	5-3-1		Allie C. Miller	1993	3-8	1-7	Andy Talley
1923	0-7-1		Hugh V. McGeehan	1994	5-6	2-6	Andy Talley
1924	2-5-1		Frank A. Sommer	1995	3-8	2-6	Andy Talley
1925	6-2-1		Harry Stuhldreher	1996	8-4	6-2	Andy Talley
1926	6-2-1		Harry Stuhldreher	1997	12-1	8-0	Andy Talley
1927	6-1		Harry Stuhldreher	1998	6-5	4-4	Andy Talley
1928	7-0-1		Harry Stuhldreher	1999	7-4	6-1	Andy Talley
1929	7-2-1		Harry Stuhldreher	2000	5-6	3-5	Andy Talley
1930	5-5		Harry Stuhldreher	2001	8-3	7-2	Andy Talley
1931	4-3-2		Harry Stuhldreher	2002	11-4	6-3	Andy Talley
1932	7-2		Harry Stuhldreher	2003	7-4	5-4	Andy Talley
1933	7-2-1		Harry Stuhldreher	2004	6-5	3-5	Andy Talley
1934	3-4-2		Harry Stuhldreher	2005	4-7	2-6	Andy Talley
1935	7-2		Harry Stuhldreher	2006	6-5	5-3	Andy Talley
1936	7-2-1		Maurice J. Smith	2007	7-4	5-3	Andy Talley
1937	8-0-1		Maurice J. Smith	2008	10-3	7-1	Andy Talley
1938	8-0-1		Maurice J. Smith	2009	14-1	7-1	Andy Talley
1939	6-2		Maurice J. Smith				
1940	4-5		Maurice J. Smith				
1941	4-4		Maurice J. Smith				
1942	4-4		Maurice J. Smith				
1943	5-3		Jordan A. Olivar				
1944	4-4		Jordan A. Olivar				
1945	4-4		Jordan A. Olivar				
1946	6-4		Jordan A. Olivar				
1947	6-3-1		Jordan A. Olivar				
1948	8-2-1		Jordan A. Olivar				
1949	8-1		James R. Leonard				
1950	4-5		James R. Leonard				
1951	5-3		Arthur F. Raimo				
1952	7-1-1		Arthur F. Raimo				
1953	4-6		Arthur F. Raimo				
1954	1-9		Francis X. Reagan				
1955	1-9		Francis X. Reagan				
1956	5-4		Francis X. Reagan				
1957	3-6		Francis X. Reagan				
1958	6-4		Francis X. Reagan				
1959	1-9		Francis X. Reagan				
1960	2-8		Alexander F. Bell				

2010 CAA Football



Evan Franchs

Jonathan Grimes


Jake Trantin

B.W. Webb

William and Mary Tribe

Quick Facts

Location	Williamsburg, Va.
Enrollment	7,625
Nickname	Tribe
Colors	Green, Gold & Silver
Website	www.tribeathletics.com
Stadium	Walter J. Zable Stadium at Cary Field
Stadium Capacity	12,259
Stadium Surface	Artificial Grass
President	W. Taylor Reveley, III
Athletics Director	Edward "Terry" Driscoll
Head Coach	Jimmy Laycock
Head Coach Alma Mater, Year	William and Mary, 1970
Football Contact	Pete Clawson, Assistant Athletics Director/Media Relations
Football Contact Office Phone	757-221-3369
Lettermen Returning/Lost	30/17
Offensive Starters Returning/Lost	6/5
Defensive Starters Returning/Lost	6/5
2010 Fall Camp Reporting Date	August 8



TRIBE HEAD COACH
JIMMY LAYCOCK
30 SEASONS (1980-2009)

Collegiate Overall Record (Years)	200-141-2 (30 years)
Record at CAA Football Schools (Years)	200-141-2 (30 years)
Record in CAA Football Games (Years)	82-56 (30 years)

William and Mary Coaching Staff

Zbig Kepa	Offensive Coordinator/Wide Receivers
Bob Shoop	Defensive Coordinator/Secondary
Bob Solderitch	Assistant Head Coach/Offensive Line
Trevor Andrews	Recruiting Coordinator/Defensive Line
Scott Boone	Linebackers
Dave Corley, Jr.	Running Backs
Trey Henderson	Cornerbacks
Brendan Nugent	Tight Ends/Offensive Assistant
John Bowes	Linebackers/Defensive Assistant

2009 Results -- 11-3, 6-2 CAA

Home Stadium: Zable Stadium (12,259)

Home: 6-0	Away: 5-3	vs. Division: 3-2	vs. Top 25 (SN): 3-3
Total Home Attendance: 57,843		Average Home Attendance: 9,641	
Sept. 5	{14/14} at Virginia [E360]	W 26-14	54,587
Sept. 12	{7/7} Central Connecticut State {rv/-}	W 33-14	9,546
Sept. 19	{5/5} at Norfolk State	W 27-15	10,005
Sept. 26	{5/5} Delaware {rv/rv}	W 30-20	12,259
Oct. 3	{5/5} at Villanova [VS] {2/2}	L 17-28	8,217
Oct. 10	{8/8} at Northeastern	W 34-14	1,829
Oct. 24	{5/5} James Madison [CSN-MA/CSN-NE/CSN-P] {rv/rv}	W 24-3	12,259
Oct. 31	{5/5} at Rhode Island	W 39-14	5,117
Nov. 7	{5/5} Towson	W 31-0	8,037
Nov. 14	{5/4} New Hampshire {8/7}	W 20-17	9,246
Nov. 21	{5/5} at Richmond [TCN/COX] {4/4}	L 10-13	17,527
Nov. 28	{6/6} Weber State {15/18}	W 38-0	6,497
Dec. 5	{6/6} at Southern Illinois [ESPNGP/E360] {1/2}	W 24-3	5,860
Dec. 11	{6/6} at Villanova [ESPN2/ESPN2HD/E360] {2/3}	L 13-14	4,171

CAA Team's Coaches & Sports Network Rankings listed prior to Opponent/Opponent's Coaches & Sports Network Rankings listed after Opponent at time game was played

2010 Schedule

Date	Opponent	Location	Series Record
Sept. 4	*at Massachusetts	Amherst, Mass.	4-7
Sept. 11	VMI	Williamsburg, Va.	51-33-2
Sept. 18	at Old Dominion	Norfolk, Va.	First Meeting
Sept. 25	*at Maine	Orono, Maine	6-3
Oct. 2	*VILLANOVA	Williamsburg, Va.	14-13-1
Oct. 9	*RHODE ISLAND	Williamsburg, Va.	11-2
Oct. 16	OPEN		
Oct. 23	*DELAWARE	Williamsburg, Va.	14-20
Oct. 30	at North Carolina	Chapel Hill, N.C.	0-12-2
Nov. 6	*at New Hampshire	Durham, N.H.	11-2
Nov. 13	*at James Madison	Harrisonburg, Va.	15-17
Nov. 20	*RICHMOND	Williamsburg, Va.	59-55-5

CAA 2010 CAA Football

William and Mary Tribe All-Star Candidates



EVAN FRANCKS
MEDFORD, N.J.
SHAWNEE HIGH SCHOOL

LB	5-11	212	SR
----	------	-----	----

YEAR	GP	S-A-Tackles	SK/TFL	Int	PBU	FF/FR
2007	11	20-31-51	1.0/2.5	0	1	0/0
2008	11	20-27-47	0.0/2.0	1	1	0/1
2009	14	59-30-89	2.5/7.5	0	6	0/3
Career	38	99-88-187	3.5/12.0	1	8	0/4

-- Started all 14 games at outside linebacker for the Tribe in 2009

-- Ranked second on the team in 2009 with 89 tackles. Also finished the season with 7.5 tackles for a loss, 2.5 sacks, six pass breakups and a team-high three fumble recoveries

-- Posted back-to-back 11-tackle efforts in wins against Northeastern and James Madison during the 2009 season

-- Registered 10 stops (nine solo) and a TFL in the NCAA quarterfinal win at top-ranked Southern Illinois

-- Honored as the QB Club Defensive Player of the Week after totaling six tackles (five solo) in the victory at Rhode Island during the 2009 season



JAKE TRANTIN
ODENTON, MD.
ARCHBISHOP SPALDING HIGH SCHOOL

LB	6-1	235	JR
----	-----	-----	----

YEAR	GP	S-A-Tackles	SK/TFL	Int	PBU	FF/FR
2008	11	48-28-76	0.5/6.5	1	4	2/0
2009	14	49-41-90	2.5/10.0	3	3	1/1
Career	25	97-69-166	3.0/16.5	4	7	3/1


-- Earned 2009 All-CAA Football Second Team honors

-- Started all 14 games at middle linebacker in 2009 and led the team with 90 total tackles. Also finished the season with 2.5 sacks, 10.0 tackles for a loss, three interceptions, a forced fumble, a fumble recovery and three pass breakups

-- Recorded a season-high 11 tackles with a sack, two TFLs, a forced fumble and a fumble recovery in the win at Virginia to open the 2009 season

-- Honored as the CAA Defensive Player of the Week after totaling eight tackles, a sack and an interception in the victory against Towson

-- Made six tackles and returned an interception 60 yards for a touchdown in the 2009 NCAA play-offs opening round win against Weber State then totaled a pair of TFLs in the NCAA quarterfinal victory at Southern Illinois



JONATHAN GRIMES
PALMYRA, N.J.
PAUL VI HIGH SCHOOL

RB	5-10	201	JR
----	------	-----	----

YEAR	GP	No.	Yds	TD	Long	Avg/G	Avg/C
2008	11	164	929	7	67	84.45	5.66
2009	14	277	1294	9	61	92.43	4.67
Career	25	441	2223	16	67	88.92	5.04

-- Selected to the 2009 All-CAA Football First Team as a running back while garnering Third Team All-League honors as a kick returner

-- Became the fastest player in school history to rush for 1,000 career yards, reaching the milestone in just 13 games (coming in the Week 2 win against Central Connecticut State)

-- Led the conference with 1,294 rushing yards in 2009, a figure that ranks third on W&M's single-season list. Ranked 18th nationally with 92.4 rushing yards per game. Ranked second in the league and 13th nationally with 145.9 all-purpose yards per game. Rushed for more than 130 yards four times

-- Honored as the CAA Offensive Co-Player of the Week after rushing for 158 yards with a touchdown in the win against James Madison in 2009

-- Rushed for 133 yards with a career-high three touchdowns in the NCAA quarterfinal win at No. 1 Southern Illinois



B.W. WEBB
NEWPORT NEWS, VA.
WARWICK HIGH SCHOOL

DB	5-11	160	SO
----	------	-----	----

YEAR	GP	S-A-Tackles	SK/TFL	Int	PBU	FF/FR
2009	14	16-7-23	0.0/3.0	8	3	0/0
Career	14	16-7-23	0.0/3.0	8	3	0/0

-- Honored as the CAA Defensive Rookie of the Year and the ECAC Rookie of the Year following the 2009 season

-- Selected to the All-CAA Football Second Team as a cornerback and to the All-League Third Team as a punt returner

-- Ranked tied for second nationally with eight interceptions in 2009. The impressive total set a single-season freshman school record and ranked tied for third on W&M's single-season list

-- Posted a pair of pick-sixes and totaled 160 interception return yards during his redshirt-freshman season in 2009. Ranked second in the conference with 8.2 yards per punt return

-- Became the first FCS player honored as the FWAA Bronko Nagurski National Defensive Player of the Week after intercepting three passes, one of which he returned 50 yards for a touchdown, in the win at Virginia to open the 2009 season. Added to the Bronko Nagurski Trophy Watch List and was selected as the Sports Network National Player of the Week, a College Sporting News National All-Star and the CAA Defensive Player of the Week following his performance at Virginia

2010 CAA Football

William and Mary Tribe Coaching Records

Jimmye Laycock

Playing Career

1967-69 College of William and Mary

Coaching Career

1970..... Offensive Coordinator, Newport News (Va.) High School
 1971-72 Graduate Assistant, Clemson University
 1973-74 Offensive Backfield, The Citadel
 1975-76 Quarterbacks, Memphis State University
 1977-79 Offensive Coordinator, Clemson University
 1980- Head Coach, College of William and Mary

Personal

Birthdate

February 6, 1948

Hometown

Hamilton, Va.

Alma Mater

William and Mary '70

Wife

Deidre Connelly

Children

Melanie, Michael, Mary Louise, James

Laycock's Year-By-Year Record

Year	School	Record	Conf./Finish	Postseason
1980	William and Mary	2-9		
1981	William and Mary	5-6		
1982	William and Mary	3-8		
1983	William and Mary	6-5		
1984	William and Mary	6-5		
1985	William and Mary	7-4		
1986	William and Mary	9-3		NCAA
1987	William and Mary	5-6		
1988	William and Mary	6-4-1		Epson Ivy Bowl
1989	William and Mary	8-3-1		NCAA
1990	William and Mary	10-3		NCAA Qtrs
1991	William and Mary	5-6		
1992	William and Mary	9-2		Epson Ivy Bowl
1993	William and Mary	9-3	7-1/1st (Mid-Atlantic)	NCAA
1994	William and Mary	8-3	6-2/T1st (Mid-Atlantic)	
1995	William and Mary	7-4	5-3/T3rd (Mid-Atlantic)	
1996	William and Mary	10-3	7-1/1st (Mid-Atlantic)	NCAA Qtrs
1997	William and Mary	7-4	4-4/T4th (Mid-Atlantic)	
1998	William and Mary	7-4	4-4/T2nd (Mid-Atlantic)	
1999	William and Mary	6-5	5-3/T4th	
2000	William and Mary	5-6	4-4/T4th	
2001	William and Mary	8-4	7-2/T1st	NCAA
2002	William and Mary	6-5	5-4/5th	
2003	William and Mary	5-5	4-4/6th	
2004	William and Mary	11-3	7-1/T1st (South)	NCAA Semis
2005	William and Mary	5-6	3-5/T3rd (South)	
2006	William and Mary	3-8	1-7/6th (South)	
2007	William and Mary	4-7	2-6/5th (South)	
2008	William and Mary	7-4	5-3/4th (South)	
2009	William and Mary	11-3	6-2/2nd (South)	NCAA Semis
William and Mary Totals		200-141-2 (.586)		
Career Record		200-141-2 (.586)		

All-Time William and Mary Coaching Records

Coach	Years	Record	Pct.	Conf.	Pct.
No Coach	1893-94, 01-02	5-4-2	.545		
R. Armstrong	1896	0-2	.000		
W.J. King	1897-98, 00	2-4	.250		
W.J. Burke	1899	2-3	.400		
H.J. Duvall	1903	3-3	.500		
J.M. Blanchard	1904-05, 10	7-11-1	.395		
James H. Barry	1906-07	8-11	.421		
G.E. O'Hearn	1908-09	9-10-1	.475		
W.J. Young	1911-12	1-11-1	.115		
D.W. Draper	1913-15	2-21	.087		
S.H. Hubbard	1916	2-5-2	.333		
H.J. Young	1917	3-5	.375		
V.M. Geddy	1918	0-1	.000		
J.G. Driver	1919-20	6-11	.353		
W.E. Fincher	1921	4-3-1	.563		
Bill Ingram	1922	6-3	.667		
J.W. Tasker	1923-27	31-17-2	.440		
Branch Boccock	1928-30, 36-37	26-20-3	.561		
John Kellison	1931-34, 38	24-24-2	.500		
Tommy Dowler	1935	3-4-3	.450		
Carl M. Voyles	1939-42	29-7-3	.782		
Rube McCray	1944-50	45-22-3	.664		
Marvin Bass	1951	7-3	.700		
Jack Freeman	1952-56	14-29-5	.344		
Milt Drewer	1957-63	21-46-2	.319		
Marv Levy	1964-68	23-25-2	.480		
Lou Holtz	1969-71	13-20	.394		
Jim Root	1972-79	39-48-1	.449		
Jimmye Laycock	1980-	200-141-2	.586	82-56	.594

2010 CAA Football

William and Mary Tribe By The Numbers...

2010 Team Information

Total No. of Starters Returning: 13

Offense: 6

.....RB - Jonathan Grimes
WR - Chase Hill
OL - Keith Hill, Jr.
FB - Terrence Riggins
OL - Chris Sutton
OL - Derek Toon

Defense: 6

.....DB - Ben Cottingham
LB - Evan Francks
LB - Wes Steinman
DL - Mike Stover
LB - Jake Trantin
DB - B.W. Webb

Special Teams: 1

.....P - David Miller

Total No. of Starters Lost: 11

Offense: 5

.....QB - R.J. Archer
OL - Jake Marcey
WR - D.J. McAulay
OL - C.J. Muse
TE - Rob Varno

Defense: 5

.....DB - David Caldwell
DL - C.J. Herbert
DL - Sean Lissemore
DB - Robert Livingston
DL - Adrian Tracy

Special Teams: 1

.....PK - Brian Pate

Total No. of Letterwinners Returning: 30

Offense: 14

Defense: 15

Special Teams: 1

Total No. of Letterwinners Lost: 17

Offense: 7

Defense: 9

Special Teams: 1

NOTE: Special Teams include kickers and punters only.



Year-By-Year Results

Year	Overall	Conference	Coach	Year	Overall	Conference	Coach
1893	2-1		None	1961	1-9		Milt Drewer
1894	0-1		None	1962	4-5-1		Milt Drewer
1896	0-2		R. Armstrong	1963	4-6		Milt Drewer
1897	0-1		W.J. King	1964	4-6		Marv Levy
1898	1-1		W.J. King	1965	6-4		Marv Levy
1899	2-3		W.J. Burke	1966	5-4-1		Marv Levy
1900	1-2		W.J. King	1967	5-4-1		Marv Levy
1901	2-1-1		None	1968	3-7		Marv Levy
1902	1-1-1		None	1969	3-7		Lou Holtz
1903	1-3		H.J. Duvall	1970	5-7		Lou Holtz
1904	3-3		J.M. Blanchard	1971	5-6		Lou Holtz
1905	2-4-1		J.M. Blanchard	1972	5-6		Jim Root
1906	3-7		James H. Barry	1973	6-5		Jim Root
1907	6-4		James H. Barry	1974	4-7		Jim Root
1908	4-6-1		G.E. O'Hearn	1975	2-9		Jim Root
1909	6-4		G.E. O'Hearn	1976	7-4		Jim Root
1910	1-7-1		J.M. Blanchard	1977	6-5		Jim Root
1911	1-5-2		W.J. Young	1978	5-5-1		Jim Root
1912	0-7		W.J. Young	1979	4-7		Jim Root
1913	0-5-1		D.W. Draper	1980	2-9		Jimmy Laycock
1914	1-7		D.W. Draper	1981	5-6		Jimmy Laycock
1915	0-9-1		D.W. Draper	1982	3-8		Jimmy Laycock
1916	2-5-2		S.H. Hubbard	1983	6-5		Jimmy Laycock
1917	3-5		H.J. Young	1984	6-5		Jimmy Laycock
1918	0-2		V.M. Geddy	1985	7-4		Jimmy Laycock
1919	2-6-1		J.G. Driver	1986	9-3		Jimmy Laycock
1920	4-5		J.G. Driver	1987	5-6		Jimmy Laycock
1921	4-3-1		W.E. Fincher	1988	6-4-1		Jimmy Laycock
1922	6-3		Bill Ingram	1989	8-3-1		Jimmy Laycock
1923	7-3		J.W. Tasker	1990	10-3		Jimmy Laycock
1924	5-2-1		J.W. Tasker	1991	5-6		Jimmy Laycock
1925	7-4		J.W. Tasker	1992	9-2		Jimmy Laycock
1926	7-3		J.W. Tasker	1993	9-3	7-1	Jimmy Laycock
1927	4-5-1		J.W. Tasker	1994	8-3	6-2	Jimmy Laycock
1928	6-3-2		Branch Bock	1995	7-4	5-3	Jimmy Laycock
1929	8-2		Branch Bock	1996	10-3	7-1	Jimmy Laycock
1930	7-2-1		Branch Bock	1997	7-4	4-4	Jimmy Laycock
1931	5-2-2		John Kellison	1998	7-4	4-4	Jimmy Laycock
1932	8-4		John Kellison	1999	6-5	5-3	Jimmy Laycock
1933	6-5		John Kellison	2000	5-6	4-4	Jimmy Laycock
1934	2-6		John Kellison	2001	8-4	7-2	Jimmy Laycock
1935	3-4-3		Tommy Dowler	2002	6-5	5-4	Jimmy Laycock
1936	1-8		Branch Bock	2003	5-5	4-4	Jimmy Laycock
1937	4-5		Branch Bock	2004	11-3	7-1	Jimmy Laycock
1938	2-7		John Kellison	2005	5-6	3-5	Jimmy Laycock
1939	6-2-1		Carl M. Voyles	2006	3-8	1-7	Jimmy Laycock
1940	6-2-1		Carl M. Voyles	2007	4-7	2-6	Jimmy Laycock
1941	8-2		Carl M. Voyles	2008	7-4	5-3	Jimmy Laycock
1942	9-1-1		Carl M. Voyles	2009	11-3	6-2	Jimmy Laycock
1943			No schedule due to World War II				
1944	5-2-1		Rube McCray				
1945	6-3		Rube McCray				
1946	8-2		Rube McCray				
1947	9-2		Rube McCray				
1948	7-2-2		Rube McCray				
1949	6-4		Rube McCray				
1950	4-7		Rube McCray				
1951	7-3		Marvin Bass				
1952	4-5		Jack Freeman				
1953	5-4-1		Jack Freeman				
1954	4-4-2		Jack Freeman				
1955	1-7-1		Jack Freeman				
1956	0-9-1		Jack Freeman				
1957	4-6		Milt Drewer				
1958	2-6-1		Milt Drewer				
1959	4-6		Milt Drewer				
1960	2-8		Milt Drewer				

2010 CAA Football



2009 CAA Football Standings

	-----CONFERENCE-----				-----OVERALL-----				Home	Away	Neutral	vs. Div	Streak
	W-L	Pct.	PF	PA	W-L	Pct.	PF	PA					
NORTH DIVISION													
New Hampshire#	6-2	.750	267	171	10-3	.769	414	274	6-0	4-3	0-0	4-1	Lost 1
Maine	4-4	.500	169	161	5-6	.455	243	249	3-2	2-4	0-0	4-1	Lost 1
Hofstra	3-5	.375	165	194	5-6	.455	232	252	3-2	2-4	0-0	2-3	Won 1
Massachusetts	3-5	.375	190	199	5-6	.455	295	244	5-1	0-5	0-0	3-2	Lost 2
Northeastern	3-5	.375	130	239	3-8	.273	172	373	2-4	1-4	0-0	2-3	Won 2
Rhode Island	0-8	.000	161	298	1-10	.091	232	406	1-4	0-6	0-0	0-5	Lost 10
SOUTH DIVISION													
Villanova*#S%!	7-1	.875	271	98	14-1	.933	471	211	8-0	5-1	1-0	5-0	Won 9
Richmond*#	7-1	.875	231	110	11-2	.846	389	212	5-2	6-0	0-0	4-1	Lost 1
William and Mary#S	6-2	.750	205	109	11-3	.786	366	169	6-0	5-3	0-0	3-2	Lost 1
Delaware	4-4	.500	202	185	6-5	.545	282	237	4-2	2-3	0-0	1-4	Lost 2
James Madison	4-4	.500	139	144	6-5	.545	242	208	3-2	3-3	0-0	2-3	Won 4
Towson	1-7	.125	104	326	2-9	.182	148	402	1-4	1-5	0-0	0-5	Lost 6

* - CAA Football Champion
 # - NCAA Division I Football Championship Participant
 S - NCAA Division I Football Championship Semifinalist
 % - NCAA Division I Football Championship Finalist
 ! - NCAA Division I National Champion



* denotes host institution
 First round, quarterfinal and semifinal games will be played on campus sites



2010 CAA Football

2009 CAA Football All-Conference Teams

2009 CAA Football Major Awards

(as voted on by the head coaches)

OFFENSIVE PLAYER OF THE YEAR

Matt Szczur, Villanova, Jr., WR/RB, Erma, N.J.

DEFENSIVE PLAYER OF THE YEAR

Arthur Moats, James Madison, Sr., DL, Portsmouth, Va.

SPECIAL TEAMS PLAYER OF THE YEAR

Matt Szczur, Villanova, Jr., KR, Erma, N.J.

OFFENSIVE ROOKIE OF THE YEAR

Justin Thorpe, James Madison, Fr., QB, Richmond, Va.

DEFENSIVE ROOKIE OF THE YEAR

B.W. Webb, William and Mary, Fr., DB, Newport News, Va.

COACH OF THE YEAR

Andy Talley, Villanova, 25th Season

2009 All-CAA Football First Team

(as voted on by the head coaches)

OFFENSE

Position	Player	School	Class
QB	<i>Chris Whitney</i>	<i>Villanova</i>	<i>Junior</i>
RB	<i>John Griffin</i>	<i>Northeastern</i>	<i>Junior</i>
RB	<i>Jonathan Grimes</i>	<i>William and Mary</i>	<i>Sophomore</i>
FB/HB	Chris Zardas	Massachusetts	Senior
WR	Victor Cruz	Massachusetts	Senior
WR	Mark Duncan	Delaware	Senior
WR	<i>Matt Szczur</i>	<i>Villanova</i>	<i>Junior</i>
WR	Landis Williams	Maine	Senior
TE	Scott Sicko	New Hampshire	Senior
OL	Dorian Brooks	James Madison	Senior
OL	Vladimir Ducasse	Massachusetts	Senior
OL	<i>Ben Ijalana</i>	<i>Villanova</i>	<i>Junior</i>
OL	Matt McCracken	Richmond	Senior
OL	Michael Silva	Richmond	Senior
PK	Tom Manning	New Hampshire	Senior
KR	<i>Matt Szczur</i>	<i>Villanova</i>	<i>Junior</i>
PR	Derek Hatcher	Richmond	Senior

DEFENSE

Position	Player	School	Class
DL	Brandon Gilbeaux	Delaware	Senior
DL	Tim Kukucka	Villanova	Senior
DL	Sean Lissemore	William and Mary	Senior
DL	Arthur Moats	James Madison	Senior
DL	Adrian Tracy	William and Mary	Senior
LB	Luke Bonus	Hofstra	Senior
LB	<i>Eric McBride</i>	<i>Richmond</i>	<i>Junior</i>
LB	Collin McConaghy	Richmond	Senior
LB	<i>Terence Thomas</i>	<i>Villanova</i>	<i>Junior</i>
CB	<i>Justin Rogers</i>	<i>Richmond</i>	<i>Junior</i>
CB	<i>Anthony Walters</i>	<i>Delaware</i>	<i>Junior</i>
S	David Caldwell	William and Mary	Senior
S	Charles Graves	Delaware	Senior
S	Jeromy Miles	Massachusetts	Senior
P	<i>David Miller</i>	<i>William and Mary</i>	<i>Junior</i>

2009 All-CAA Football Second Team

(as voted on by the head coaches)

OFFENSE

Position	Player	School	Class
QB	R.J. Archer	William and Mary	Senior
RB	Chad Kackert	New Hampshire	Senior
RB	Tony Nelson	Massachusetts	Senior
FB/HB	Everette Benjamin	Hofstra	Junior
WR	<i>Kevin Grayson</i>	<i>Richmond</i>	<i>Junior</i>
WR	Brandyn Harvey	Villanova	Senior

WR	D.J. McAulay	William and Mary	Senior
WR	Aaron Weaver	Hofstra	Junior
TE	Rob Varno	William and Mary	Senior
OL	Tyler Eastman	Maine	Senior
OL	Tom Neill	New Hampshire	Senior
OL	Kevin Newhall	Northeastern	Senior
OL	Corey Nicholson	Delaware	Senior
OL	C.J. Muse	William and Mary	Senior
PK	Brian Pate	William and Mary	Senior
KR	Scotty McGee	James Madison	Senior
PR	Scotty McGee	James Madison	Senior

DEFENSE

Position	Player	School	Class
DL	Sam Daniels	James Madison	Senior
DL	Kyle Harrington	Massachusetts	Senior
DL	Phil Matusz	Villanova	Senior
DL	<i>Martin Parker</i>	<i>Richmond</i>	<i>Junior</i>
LB	<i>Tyler Holmes</i>	<i>Massachusetts</i>	<i>Sophomore</i>
LB	Osayi Osunde	Villanova	Senior
LB	<i>Jake Trantin</i>	<i>William and Mary</i>	<i>Sophomore</i>
LB	Sean Ware	New Hampshire	Senior
CB	Scotty McGee	James Madison	Senior
CB	<i>Dino Vasso</i>	<i>New Hampshire</i>	<i>Junior</i>
CB	<i>B.W. Webb</i>	<i>William and Mary</i>	<i>Freshman</i>
S	<i>Anthony Bratton</i>	<i>Delaware</i>	<i>Junior</i>
S	Terrence Klein	New Hampshire	Senior
P	<i>Tim Edger</i>	<i>Rhode Island</i>	<i>Sophomore</i>

2009 All-CAA Football Third Team

(as voted on by the head coaches)

OFFENSE

Position	Player	School	Class
QB	Eric Ward	Richmond	Senior
RB	<i>Aaron Ball</i>	<i>Villanova</i>	<i>Junior</i>
RB	Justin Forte	Richmond	Senior
FB/HB	<i>Kendall Gaskins</i>	<i>Richmond</i>	<i>Freshman</i>
WR	<i>Tre Gray</i>	<i>Richmond</i>	<i>Sophomore</i>
WR	Shawn Leonard	Rhode Island	Senior
WR	Rockeyed McCarter	James Madison	Senior
TE	Mike Caussin	James Madison	Senior
OL	Brian Brannigan	Villanova	Senior
OL	<i>Brant Clouser</i>	<i>Villanova</i>	<i>Junior</i>
OL	<i>Drew Lachenmayer</i>	<i>Richmond</i>	<i>Junior</i>
OL	Derek Moore	Hofstra	Sophomore
OL	<i>Theo Sherman</i>	<i>James Madison</i>	<i>Junior</i>
PK	Armando Cuko	Massachusetts	Senior
KR	<i>Jonathan Grimes</i>	<i>William and Mary</i>	<i>Sophomore</i>
PR	<i>B.W. Webb</i>	<i>William and Mary</i>	<i>Freshman</i>

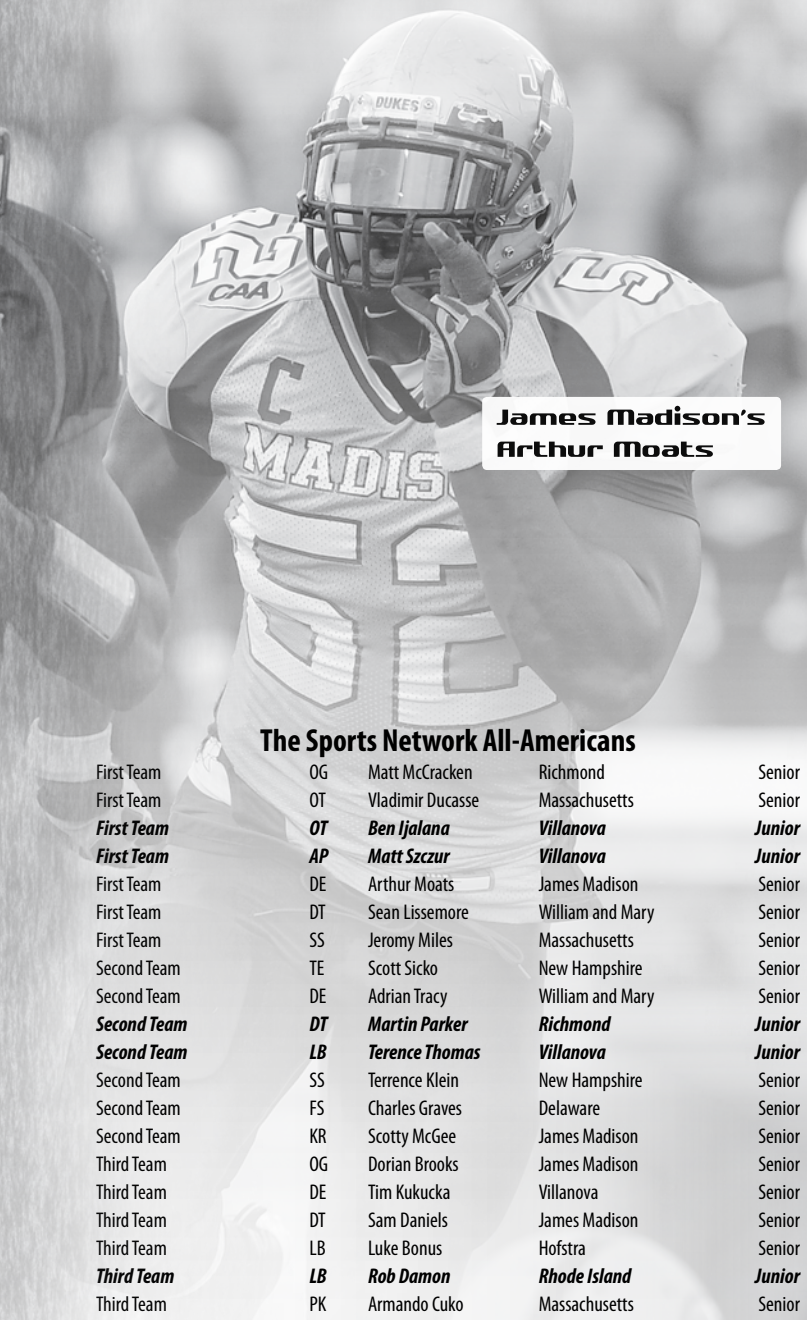
DEFENSE

Position	Player	School	Class
DL	<i>Ronnell Brown</i>	<i>James Madison</i>	<i>Junior</i>
DL	Brandon Collier	Massachusetts	Senior
DL	Kyle Maroney	New Hampshire	Senior
DL	Parker Miles	Richmond	Senior
DL	Jordan Stevens	Maine	Senior
LB	<i>Rob Damon</i>	<i>Rhode Island</i>	<i>Junior</i>
LB	<i>Donte Dennis</i>	<i>Maine</i>	<i>Sophomore</i>
LB	<i>Marquis Kirkland</i>	<i>Villanova</i>	<i>Junior</i>
LB	<i>Patrick Weldon</i>	<i>Richmond</i>	<i>Junior</i>
LB	<i>Pat Williams</i>	<i>James Madison</i>	<i>Sophomore</i>
CB	<i>Steven Barker</i>	<i>Maine</i>	<i>Junior</i>
CB	<i>Jimmy Pitts</i>	<i>Villanova</i>	<i>Sophomore</i>
S	<i>John Dempsey</i>	<i>Villanova</i>	<i>Junior</i>
S	Michael Ireland	Richmond	Senior
P	<i>Ed Wagner</i>	<i>Delaware</i>	<i>Junior</i>

Active Players in italics

2010 CAA Football

2009 CAA Football All-Americans



**James Madison's
Arthur Moats**

The Sports Network All-Americans

First Team	OG	Matt McCracken	Richmond	Senior
First Team	OT	Vladimir Ducasse	Massachusetts	Senior
First Team	OT	Ben Ijalana	Villanova	Junior
First Team	AP	Matt Szczur	Villanova	Junior
First Team	DE	Arthur Moats	James Madison	Senior
First Team	DT	Sean Lissemore	William and Mary	Senior
First Team	SS	Jeromy Miles	Massachusetts	Senior
Second Team	TE	Scott Sicko	New Hampshire	Senior
Second Team	DE	Adrian Tracy	William and Mary	Senior
Second Team	DT	Martin Parker	Richmond	Junior
Second Team	LB	Terence Thomas	Villanova	Junior
Second Team	SS	Terrence Klein	New Hampshire	Senior
Second Team	FS	Charles Graves	Delaware	Senior
Second Team	KR	Scotty McGee	James Madison	Senior
Third Team	OG	Dorian Brooks	James Madison	Senior
Third Team	DE	Tim Kukucka	Villanova	Senior
Third Team	DT	Sam Daniels	James Madison	Senior
Third Team	LB	Luke Bonus	Hofstra	Senior
Third Team	LB	Rob Damon	Rhode Island	Junior
Third Team	PK	Armando Cuko	Massachusetts	Senior

American Football Coaches Association All-Americans

First Team	TE	Scott Sicko	New Hampshire	Senior
First Team	OL	Matt McCracken	Richmond	Senior
First Team	DL	Arthur Moats	James Madison	Senior
First Team	DL	Adrian Tracy	William and Mary	Senior
First Team	DB	Charles Graves	Delaware	Senior
First Team	DB	Justin Rogers	Richmond	Junior
First Team	PK	Armando Cuko	Massachusetts	Senior

Walter Camp Foundation All-Americans

First Team	WR	Matt Szczur	Villanova	Junior
First Team	OL	Matt McCracken	Richmond	Senior
First Team	OL	Ben Ijalana	Villanova	Junior
First Team	DL	Arthur Moats	James Madison	Senior
First Team	DL	Adrian Tracy	William and Mary	Senior
First Team	DB	Jeromy Miles	Massachusetts	Senior
First Team	DB	Charles Graves	Delaware	Senior

Associated Press All-Americans

First Team	OL	Matt McCracken	Richmond	Senior
First Team	OL	Vladimir Ducasse	Massachusetts	Senior
First Team	AP	Matt Szczur	Villanova	Junior
First Team	DL	Arthur Moats	James Madison	Senior
First Team	DB	Jeromy Miles	Massachusetts	Senior
Second Team	OL	Ben Ijalana	Villanova	Junior
Second Team	TE	Scott Sicko	New Hampshire	Senior
Second Team	DL	Adrian Tracy	William and Mary	Senior
Second Team	DB	Charles Graves	Delaware	Senior
Third Team	OL	Dorian Brooks	James Madison	Senior
Third Team	DL	Tim Kukucka	Villanova	Senior
Third Team	DB	Justin Rogers	Richmond	Junior

College Sporting News All-Americans

First Team	DL	Arthur Moats	James Madison	Senior
First Team	OL	Matt McCracken	Richmond	Senior
First Team	AP	Matt Szczur	Villanova	Junior
First Team	OG	Dorian Brooks	James Madison	Senior
First Team	OT	Vladimir Ducasse	Massachusetts	Senior
First Team	OL	Michael Silva	Richmond	Senior
First Team	TE	Scott Sicko	New Hampshire	Senior
First Team	DT	Martin Parker	Richmond	Junior
First Team	DT	Sean Lissemore	William and Mary	Senior
First Team	DE	Adrian Tracy	William and Mary	Senior
First Team	LB	Eric McBride	Richmond	Junior
First Team	LB	Tyler Holmes	Massachusetts	Sophomore
First Team	DB	Terrence Klein	New Hampshire	Senior
First Team	KR	Scotty McGee	James Madison	Senior
Honorable Mention	QB	Eric Ward	Richmond	Senior
Honorable Mention	QB	Chris Whitney	Villanova	Junior
Honorable Mention	FB	Everette Benjamin	Hofstra	Junior
Honorable Mention	OT	Ben Ijalana	Villanova	Junior
Honorable Mention	DE	Tim Kukucka	Villanova	Senior
Honorable Mention	DT	Phil Matusz	Villanova	Senior
Honorable Mention	LB	Rob Damon	Rhode Island	Junior
Honorable Mention	LB	Terence Thomas	Villanova	Junior
Honorable Mention	CB	Justin Rogers	Richmond	Junior
Honorable Mention	CB	Dino Vasso	New Hampshire	Junior
Honorable Mention	S	Charles Graves	Delaware	Senior
Honorable Mention	PK	Armando Cuko	Massachusetts	Senior
Honorable Mention	PK	Brian Pate	William and Mary	Senior



**William and Mary's
Adrian Tracy**

Active Players in italics



2010 CAA Football

2009 CAA Football In The Polls

Sports Network Top 25 (Final)

No.	Team	Record	Points
1.	Villanova (101)	14-1	2,525
2.	Montana	14-1	2,415
3.	Appalachian State	11-3	2,385
4.	William and Mary	11-3	2,225
5.	Richmond	11-2	2,092
6.	Southern Illinois	11-2	2,037
7.	New Hampshire	10-3	1,815
8.	South Carolina State	10-2	1,685
9.	Elon	9-3	1,672
10.	Stephen F. Austin	10-3	1,577
11.	South Dakota State	8-4	1,431
12.	McNeese State	9-3	1,391
13.	Eastern Washington	8-4	1,150
14.	Holy Cross	9-3	1,111
15.	Prairie View A&M	9-1	976
16.	Jacksonville State	8-3	931
17.	Weber State	7-5	914
18.	Northern Iowa	7-4	854
19.	Eastern Illinois	8-4	736
20.	Penn	8-2	590
21.	Colgate	9-2	524
22.	Liberty	8-3	482
23.	Florida A&M	8-3	366
24.	Lafayette	8-3	223
25.	Texas State	7-4	155

Others receiving votes: James Madison 129, Montana State 112, Delaware 89, Harvard 64, Butler 49, Eastern Kentucky 34, Central Connecticut State 29, UC Davis 28, Furman 26, Illinois State 24, Northern Arizona 21, Grambling 11, Youngstown State 8, Norfolk State 7, Stony Brook 4, Alabama A&M 3, Old Dominion 3, Central Arkansas 2, Chattanooga 1.

FCS Coaches Top 25 (Final)

No.	Team	Record	Points
1.	Villanova (28)	14-1	700
2.	Montana	14-1	672
3.	Appalachian State	11-3	629
4.	William and Mary	11-3	629
5.	Richmond	11-2	579
6.	Southern Illinois	11-2	541
7.	New Hampshire	10-3	515
8.	South Carolina State	10-2	477
9.	Stephen F. Austin	10-3	450
10.	Elon	9-3	439
11.	South Dakota State	8-4	413
12.	McNeese State	9-3	375
13.	Eastern Washington	8-4	345
14.	Holy Cross	9-3	317
15.	Eastern Illinois	8-4	272
16.	Jacksonville State	8-3	258
17.	Weber State	7-5	252
18.	Northern Iowa	7-4	246
19.	Prairie View A&M	9-1	223
20.	Colgate	9-2	165
21.	Liberty	8-3	155
22.	Florida A&M	8-3	127
23.	Penn	8-2	97
24.	Texas State	7-4	59
25.	Lafayette	8-3	56

Others receiving votes: Montana State (38), Delaware (18), James Madison (14), Butler (6), Harvard (6), Grambling State (5), Northern Arizona (5), Alabama A&M (4), Illinois State (4), Central Connecticut State (2), Dayton (2), Tennessee Tech (2), Central Arkansas (1), Massachusetts (1), UC Davis (1).

CONFERENCE RANKINGS (Final)

	SN	Coaches
Big Sky	3	3
Eastern Washington, Montana, Weber State		
Big South	1	1
Liberty		
CAA Football	4	4
New Hampshire, Richmond, Villanova, William and Mary		
Ivy League	1	1
Penn		
Mid-Eastern Athletic	2	2
Florida A&M, South Carolina State		
Missouri Valley Football	3	3
Northern Iowa, South Dakota State, Southern Illinois		
Ohio Valley	2	2
Eastern Illinois, Jacksonville State		
Patriot	3	3
Colgate, Holy Cross, Lafayette		
Southern	2	2
Appalachian State, Elon		
Southland	3	3
McNeese State, Stephen F. Austin, Texas State		
Southwestern Athletic	1	1
Prairie View A&M		

2009 Week-By-Week/Team-By-Team Top-25 Breakdown

(Sports Network/FCS Coaches)

	UD	HOF	JMU	UM	UMass	UNH	NU	URI	UR	TU	VU	WM
Pre	rv/rv	rv/24	6/6	19/19	17/18	8/8	-/-	-/-	2/2	rv/-	5/5	14/14
Sept. 7	rv/rv	rv/rv	6/6	20/20	17/18	9/9	-/-	rv/-	1/1	rv/-	3/3	7/7
Sept. 14	rv/rv	rv/rv	7/6	20/19	17/17	6/7	-/-	rv/-	1/1	-/-	2/2	5/5
Sept. 21	rv/rv	rv/rv	7/6	rv/rv	15/15	6/7	-/-	-/-	1/1	-/-	2/2	5/5
Sept. 28	rv/rv	-/-	7/6	rv/rv	14/16	6/7	-/-	-/-	1/1	-/-	2/2	5/5
Oct. 5	rv/-	rv/rv	13/12	-/-	12/13	5/5	-/-	-/-	1/1	-/-	2/2	8/8
Oct. 12	23/rv	rv/-	16/16	rv/-	18/20	4/4	-/-	-/-	1/1	-/-	6/6	7/7
Oct. 19	19/23	rv/-	rv/rv	rv/-	14/16	9/8	-/-	-/-	1/1	-/-	4/4	5/5
Oct. 26	16/18	-/-	rv/rv	-/-	19/23	8/7	-/-	-/-	1/1	-/-	4/4	5/5
Nov. 2	23/25	-/-	rv/rv	rv/-	rv/rv	8/7	-/-	-/-	1/1	-/-	4/4	5/5
Nov. 9	23/23	rv/-	rv/-	rv/-	rv/rv	8/7	-/-	-/-	4/4	-/-	3/3	5/4
Nov. 16	25/rv	-/-	rv/rv	rv/rv	rv/rv	11/9	-/-	-/-	4/4	-/-	2/3	5/5
Nov. 22/23	rv/rv	-/-	rv/rv	-/rv	-/-	10/10	-/-	-/-	4/4	-/-	2/3	6/6
Final	rv/rv	-/-	rv/rv	-/-	-/rv	7/7	-/-	-/-	5/5	-/-	1/1	4/3

2010 CAA Football

2009 CAA Football Versus The Nation

2009 CAA FOOTBALL NON-CONFERENCE RECORD

[29-14 (.674)]

Conference	2009			2008	Pct.
	Games	W-L	Pct.		
ACC (FBS)	4	2-2	.500	0-5	.000
<i>Boston College 54, Northeastern 0; William and Mary 26, Virginia 14; Richmond 24, Duke 16; Maryland 38, James Madison 35 (ot)</i>					
Big East (FBS)	2	0-2	.000	0-3	.000
<i>Connecticut 52, Rhode Island 10; Syracuse 41, Maine 24</i>					
Big Sky (FCS)	2	2-0	1.000	1-1	.500
<i>William and Mary 38, Weber State 0; Villanova 23, Montana 21</i>					
Big South (FCS)	6	6-0	1.000	4-1	.800
<i>Hofstra 17, Stony Brook 10; James Madison 44, VMI 16; Towson 21, Coastal Carolina 17; Richmond 38, VMI 28; Massachusetts 44, Stony Brook 17; James Madison 24, Liberty 10</i>					
Big Ten (FBS)	1	0-1	.000	0-1	.000
<i>Northwestern 47, Towson 14</i>					
Big 12 (FBS)	1	0-1	.000	0-1	.000
<i>Kansas State 21, Massachusetts 17</i>					
Great West (FCS)				1-0	1.000
FCS Independents				3-0	1.000
FBS Independents	1	0-1	.000	1-1	.500
<i>Navy 35, Delaware 18</i>					
Ivy League (FCS)	3	2-1	.667	4-0	1.000
<i>Villanova 14, Penn 3; New Hampshire 44, Dartmouth 14; Brown 28, Rhode Island 20</i>					
Mid-American (FBS)	3	2-1	.667	0-1	.000
<i>Villanova 27, Temple 24; New Hampshire 23, Ball State 16; Western Michigan 24, Hofstra 10</i>					
Mid-Eastern (FCS)	3	2-1	.667	2-0	1.000
<i>Delaware 27, Delaware State 17; William and Mary 27, Norfolk State 15; Morgan State 12, Towson 9</i>					
Missouri Valley (FCS)	2	1-1	.500	2-2	.500
<i>Youngstown State 38, Northeastern 21; William and Mary 24, Southern Illinois 3</i>					
Northeast (FCS)	5	4-1	.800	5-1	.833
<i>New Hampshire 24, St. Francis (Pa.) 14; Hofstra 40, Bryant 24; Massachusetts 44, Albany 7; William and Mary 33, Central Connecticut State 14; Albany 20, Maine 16</i>					
Ohio Valley (FCS)				1-0	1.000
Patriot (FCS)	5	4-1	.800	5-1	.833
<i>Rhode Island 41, Fordham 28; Villanova 38, Lehigh 17; Holy Cross 42, Northeastern 21; Richmond 49, Georgetown 10; Villanova 38, Holy Cross 28</i>					
Southern (FCS)	2	1-1	.500	4-2	.667
<i>Richmond 16, Elon 13; Appalachian State 35, Richmond 31</i>					
Southland (FCS)	1	1-0	1.000	---	---
<i>New Hampshire 49, McNeese State 13</i>					
Division II	2	2-0	1.000	1-0	1.000
<i>Maine 34, St. Cloud State 27 (ot); Delaware 35, West Chester 0</i>					
CAA Football vs. FCS	29	23-6	.793	32-8	.800

2009 CAA FOOTBALL NON-CONFERENCE RECORD

(Since 2002)

Year	Games	Overall		Playoffs	
		W-L	Pct.	W-L	Pct.
2002	36	24-12	.667	3-3	.500
2003	36	24-12	.667	4-1	.800
2004	47	32-15	.681	8-3 (2 CAAFB matchups)	.727
2005	40	25-15	.625	2-2	.500
2006	39	24-15	.615	4-3 (1 CAAFB matchup)	.571
2007	47	30-17	.638	6-5	.545
2008	54	34-20	.630	8-4 (1 CAAFB matchup)	.667
2009	43	29-14	.674	8-3 (2 CAAFB matchups)	.727
TOTALS	342	222-120	.649	43-24 (6 CAAFB matchups)	.642

CAA FOOTBALL ALL-TIME VICTORIES OVER BCS/FBS OPPONENTS

(Since NCAA I-A "BCS/FBS" & I-AA "FCS" Division in 1978)

Year	CAA Football School	BCS/FBS Opponent	Score	Date
1978	Massachusetts	Boston College	27-0	Nov. 5
1984	Massachusetts	Ball State	26-10	Sept. 1
1986	Delaware	Navy	27-14	Nov. 15
1989	Delaware	Navy	10-9	Nov. 18
1991	Delaware	Navy	29-25	Oct. 26
1992	Delaware	Navy	37-21	Oct. 24
1994	Boston Univ.	Army	21-12	Nov. 12
1998	William and Mary	Temple (BCS)	45-38	Oct. 3
1999	Connecticut	Buffalo	23-0	Sept. 18
2000	Northeastern	Connecticut	35-27	Sept. 23
2000	Richmond	Arkansas State	30-27	Sept. 30
2000	Rhode Island	Connecticut	26-21	Nov. 11
2002	Villanova	Rutgers (BCS)	37-19	Aug. 31
2002	Northeastern	Ohio	31-0	Sept. 7
2003	Villanova	Temple (BCS)	23-20	Sept. 6
2003	Delaware	Navy	21-17	Oct. 25
2004	New Hampshire	Rutgers (BCS)	35-24	Sept. 11
2004	Maine	Mississippi State (BCS)	9-7	Sept. 18
2006	Richmond	Duke (BCS)	13-0	Sept. 2
2006	New Hampshire	Northwestern (BCS)	34-17	Sept. 9
2007	New Hampshire	Marshall	48-35	Sept. 15
2007	Delaware	Navy	59-52	Oct. 27
2008	New Hampshire	Army	28-10	Sept. 6
2009	Villanova	Temple	27-24	Sept. 3
2009	William and Mary	Virginia (BCS)	26-14	Sept. 5
2009	Richmond	Duke (BCS)	24-16	Sept. 5
2009	New Hampshire	Ball State	23-16	Sept. 12
CAA Football vs. BCS/FBS (Since NCAA Division - 1978)				27-112 (.194)

CAA FOOTBALL -- NORTH DIVISION VS. SOUTH DIVISION

(Since 2004)

NORTH vs. south	W	L	T	Pct.
Massachusetts	10	8	0	.556
New Hampshire	10	8	0	.556
Maine	7	11	0	.389
Hofstra	6	12	0	.333
Northeastern	6	12	0	.333
Rhode Island	3	15	0	.167
TOTALS	42	66	0	.389
SOUTH vs. north	W	L	T	Pct.
James Madison	16	2	0	.889
Richmond	14	4	0	.778
William and Mary	12	6	0	.667
Delaware	10	8	0	.556
Villanova	10	8	0	.556
Towson	4	14	0	.222
TOTALS	66	42	0	.611



2010 CAA Football

2009 CAA Football Miscellaneous Statistics

2009 CAA FOOTBALL LONGEST DRIVES

Rk.	Plays	Game	Yards	Time	Result
1.	18	Delaware vs. Navy	84	8:39	Field Goal
	18	William and Mary vs. Towson	68	7:05	Touchdown
3.	17	Northeastern vs. Rhode Island	84	10:19	Field Goal
	17	Delaware vs. Villanova	80	7:00	Field Goal
5.	16	Hofstra vs. Northeastern	95	7:11	Downs
	16	Northeastern vs. Holy Cross	88	5:06	Touchdown
	16	William and Mary vs. Southern Illinois	80	8:19	Touchdown
	16	Maine vs. Syracuse	70	7:24	Field Goal
	16	Massachusetts vs. Hofstra	65	5:40	Touchdown
10.	15	New Hampshire vs. Villanova	70	4:51	Touchdown

Rk.	Yards	Game	Plays	Time	Result
1.	99	William and Mary vs. Villanova	3	0:55	Touchdown
2.	95	Hofstra vs. Northeastern	16	7:11	Downs
3.	92	Villanova vs. Northeastern	13	4:28	Touchdown
	92	William and Mary vs. Towson	8	4:09	Touchdown
	92	Massachusetts vs. Hofstra	8	2:59	Touchdown
6.	91	New Hampshire vs. McNeese State	11	4:21	Touchdown
	91	New Hampshire vs. Massachusetts	7	3:08	Touchdown
	91	William and Mary vs. Delaware	1	0:14	Touchdown
9.	90	Hofstra vs. Massachusetts	13	6:22	Touchdown
	90	Hofstra vs. Rhode Island	3	1:40	Touchdown

Rk.	Time	Game	Plays	Yards	Result
1.	10:19	Northeastern vs. Rhode Island	17	84	Field Goal
2.	8:39	Delaware vs. Navy	18	84	Field Goal
	8:39	Hofstra vs. Rhode Island	14	58	Missed FG
4.	8:24	Delaware vs. Towson	13	66	Touchdown
5.	8:19	William and Mary vs. Southern Illinois	16	80	Touchdown
6.	8:12	Villanova vs. Rhode Island	14	80	Touchdown
	8:12	Richmond vs. Delaware	13	63	Downs
8.	8:00	Maine vs. Massachusetts	14	72	Field Goal
9.	7:50	Maine vs. James Madison	14	70	Downs
10.	7:43	William and Mary vs. Norfolk St.	12	53	Field Goal

CAA FOOTBALL STATISTICAL TRENDS

Statistical trends in CAA Football since the league expanded in 2004 (Average/game)

Category	2004	2005	2006	2007	2008	2009
Scoring Offense	28.1	28.6	24.0	27.8	26.9	24.4
Total Offense	377.9	395.6	344.1	377.0	354.9	339.6
Rushing Offense	156.6	172.7	147.5	169.7	159.3	145.5
Passing Offense	221.3	222.9	196.6	207.4	195.6	194.1
Percentage Run	41%	44%	43%	45%	45%	43%
Percentage Pass	59%	56%	57%	55%	55%	57%
Scoring Defense	25.3	23.9	21.6	25.8	24.9	22.6
Total Defense	356.7	355.9	327.0	362.9	345.7	324.0
Rushing Defense	142.9	149.3	139.1	159.4	155.8	126.3
Passing Defense	213.9	206.6	187.9	203.5	189.8	197.7
Percentage Run	40%	42%	43%	44%	45%	39%
Percentage Pass	60%	58%	57%	56%	55%	61%

--The national FCS average for scoring offense is 23.6 -- The Southland leads the nation at 28.0 points/game (CAA Football is 5th).

--The national FCS average for total offense is 340.0 -- The Southland leads the nation at 389.9 yards/game (CAA Football is 7th).

2009 CAA FOOTBALL AVERAGE GAME TIMES

Team	# of Games	Avg. Game Time	Avg. # Off. Plays	Avg. # Def. Plays
Delaware	11	2:55	67.5	65.8
Hofstra	11	2:45	69.5	61.6
James Madison	11	2:46	62.0	63.9
Maine	11	3:06	67.5	68.5
Massachusetts	11	2:57	69.9	64.7
New Hampshire	13	2:55	66.5	72.0
Northeastern	11	2:43	64.7	63.9
Rhode Island	11	2:55	62.5	68.5
Richmond	13	2:55	67.2	63.9
Towson	11	2:45	62.6	64.2
Villanova	15	2:53	65.7	66.7
William and Mary	14	2:47	71.8	59.9
2009 TOTALS	93	2:52	66.5	65.3
2008 TOTALS	103	2:54	65.4	65.5
2007 TOTALS	94	3:04	140.5	140.5
2006 TOTALS	88	2:47	63.0	63.0
2009 FCS National Averages	1311	2:54	66.2	66.5

2009 CAA FOOTBALL RED ZONE TOUCHDOWN RANKINGS

OFFENSE

Team	TDs-Chances	Rush/Pass	Success Pct.
Villanova	40-63	26/14	63.49
Towson	16-26	11/5	61.54
Richmond	38-62	26/12	61.29
Massachusetts	25-41	18/7	60.98
New Hampshire	29-48	20/9	60.42
Maine	21-36	7/14	58.33
William and Mary	29-50	20/9	58.00
Hofstra	21-39	12/9	53.85
Delaware	22-41	14/8	53.66
Northeastern	10-20	6/4	50.00
Rhode Island	14-28	6/8	50.00
James Madison	11-24	8/3	45.83

DEFENSE

Team	TDs-Chances	Rush/Pass	Success Pct.
Maine	19-42	15/4	45.24
Richmond	15-30	9/6	50.00
Villanova	18-36	8/10	50.00
New Hampshire	21-40	10/11	52.50
Massachusetts	19-36	9/10	52.78
William and Mary	12-21	8/4	57.14
Hofstra	24-38	14/10	63.16
Delaware	24-37	18/6	64.86
James Madison	21-32	13/8	65.63
Northeastern	30-44	20/10	68.18
Rhode Island	36-52	26/10	69.23
Towson	28-40	18/10	70.00

2009 CAA FOOTBALL

RECORD WHEN SCORING FIRST/FIRST OFFENSIVE DRIVES

	-- When Scoring First --			----- First Offensive Drive -----				
	G	W-L	Pct.	TD	FG	Punt	Downs	TO
Delaware	11	6-2	.750	5	0-0	5	0	1
Hofstra	11	5-2	.714	3	0-1	5	0	2
James Madison	11	5-0	1.000	2	2-2	6	1	0
Maine	11	3-2	.600	4	2-3	2	2	0
Massachusetts	11	4-2	.667	3	2-3	3	0	2
New Hampshire	13	7-1	.875	8	1-1	2	0	2
Northeastern	11	2-1	.667	2	0-0	6	2	1
Rhode Island	11	1-4	.200	2	1-1	5	0	3
Richmond	13	7-1	.875	4	0-0	7	0	2
Towson	11	2-1	.667	1	0-0	10	0	0
Villanova	15	12-0	1.000	9	1-1	5	0	0
William and Mary	14	8-2	.800	2	3-3	7	1	1

2010 CAA Football

2009 CAA Football Miscellaneous Statistics

2009 CAA FOOTBALL POINTS OFF TURNOVERS

Team	Opponent Turnovers	TEAM			OPPONENT			
		Points Scored Off Turnovers	Total Team Points Scored	Pct. of Points Scored	Team Turnovers	Points Scored Off Turnovers	Total Opp. Points Scored	Pct. of Points Scored
Delaware	20	61	282	21.63	18	47	237	19.83
Hofstra	18	37	232	15.95	19	40	252	15.87
James Madison	22	53	242	21.90	22	50	208	24.04
Maine	29	37	243	15.23	27	72	249	28.92
Massachusetts	20	48	295	16.27	31	98	244	40.16
New Hampshire	32	92	414	22.22	19	61	274	22.26
Northeastern	20	41	172	23.84	19	59	373	15.82
Rhode Island	26	92	232	39.66	16	55	406	13.55
Richmond	26	118	389	30.33	20	23	212	10.85
Towson	18	48	148	32.43	34	83	402	20.65
Villanova	26	103	471	21.87	13	35	211	16.59
William and Mary	27	75	366	20.49	16	31	169	18.34
CAA FB TOTALS	284	805	3486	23.09	254	654	3237	20.20
AVG./TEAM	23.67	67.08	290.50		21.17	54.50	269.75	

2009 CAA FOOTBALL FOURTH-QUARTER SCORING/AVERAGE STARTING FIELD POSITION & DEFENSIVE DRIVES

Team	Fourth-Quarter Scoring				Avg. Starting Field Position/Defensive Drives				
	Points For	Points Against	Margin	Record	Own	Opp.	*Opp. 3-and-out	Opp. Drives	Pct.
Delaware	59	103	-44	6-5	UD32	OPP34	35	123	28.46
Hofstra	60	75	-15	5-6	HOF33	OPP33	47	120	39.17
James Madison	45	56	-11	6-5	JMU34	OPP32	46	130	35.38
Maine	64	80	-16	5-6	UM32	OPP33	36	130	27.69
Massachusetts	95	47	+48	5-6	UMASS30	OPP34	35	134	26.12
New Hampshire	106	59	+47	10-3	UNH36	OPP32	56	174	32.18
Northeastern	45	83	-38	3-8	NU29	OPP36	38	138	27.54
Rhode Island	48	98	-50	1-10	URI32	OPP35	44	142	30.99
Richmond	114	72	+42	11-2	UR37	OPP28	58	155	37.42
Towson	35	38	-3	2-9	TOW31	OPP38	34	134	25.37
Villanova	76	69	+7	14-1	VU35	OPP27	51	165	30.91
William and Mary	96	66	+30	11-3	WM32	OPP31	72	155	46.45
CAA FB TOTALS	843	846	-3		CAA33	OPP33	552	1700	32.47
AVG./TEAM	70.25	70.50					46.00	141.67	

CHART DOES NOT INCLUDE OVERTIME; * - Opponent held to three plays or less without points scored (Does not include drives stopped by end of half).

2008 CAA FOOTBALL/NCAA STATISTICAL RANKINGS

(NCAA Rankings are based on a total of 118 FCS programs)

Team	OFFENSE				Team	DEFENSE			
	Rushing	Passing	Total	Scoring		Rushing	Passing	Total	Scoring
Delaware	9/90	2/21	5/45	6/43	Delaware	8/54	8/65	8/50	6/38
Hofstra	8/66	3/25	4/41	9/70	Hofstra	5/32	4/37	4/26	9/56
James Madison	2/17	9/96	9/64	8/64	James Madison	6/40	1/10	2/16	4/20
Maine	11/97	1/18	7/49	7/63	Maine	9/67	7/62	9/60	8/54
Massachusetts	5/44	4/29	2/28	4/38	Massachusetts	4/28	9/66	7/35	7/47
New Hampshire	6/56	7/52	8/61	1/16	New Hampshire	7/48	3/35	6/34	5/32
Northeastern	7/63	12/105	11/101	11/102	Northeastern	12/103	6/58	11/94	10/112
Rhode Island	12/109	5/49	10/91	9/70	Rhode Island	11/99	11/102	12/111	12/116
Richmond	4/33	8/57	6/47	3/25	Richmond	3/5	10/84	3/20	3/9
Towson	10/96	10/101	12/108	12/110	Towson	10/97	5/49	10/77	11/115
Villanova	1/4	11/103	1/25	2/17	Villanova	2/3	12/106	5/33	2/6
William and Mary	3/26	6/51	3/33	5/42	William and Mary	1/1	2/18	1/2	1/2

2009 CAA FOOTBALL ATTENDANCE

School	Stadium	Seat Capacity	Games	Total Att.	Average Att.	Pct. of Seat Capacity
Delaware	Delaware Stadium	22,000	6	124,497	20,749.5	94.32
Hofstra	Shuart Stadium	13,000	5	21,299	4,259.8	32.77
James Madison	Bridgeforth Stadium	15,500	5	76,527	15,305.4	98.74
Maine	Alfond Stadium	10,000	5	23,154	4,630.8	46.31
Massachusetts	McGuirk Alumni Stadium	17,000	6	65,322	10,887.0	64.04
New Hampshire	Cowell Stadium	6,500	6	45,256	7,542.7	116.04
Northeastern	Parsons Field	7,000	6	9,577	1,596.2	22.80
Rhode Island	Meade Stadium	6,555	5	18,931	3,786.2	57.76
Richmond	UR Stadium	21,319	7	65,888	9,412.6	44.15
Towson	Unitas Stadium	11,198	5	31,415	6,283.0	56.11
Villanova	Villanova Stadium	12,000	8	56,888	7,111.0	59.26
William and Mary	Zable Stadium	12,259	6	57,844	9,640.7	78.64



2010 CAA Football

CAA Football All-Time Records

CAA Football Record Last Five Seasons -- 2005-2009

(All Games)

Team	Wins	Losses	Ties	Pct.	Titles
Richmond	50	16	0	.758	3
New Hampshire	47	17	0	.734	1
James Madison	42	18	0	.700	1
Massachusetts	42	20	0	.677	2
Villanova	41	20	0	.672	1
Delaware	32	28	0	.533	0
William and Mary	30	28	0	.517	0
Maine	28	29	0	.491	0
Hofstra	26	31	0	.456	0
Towson	21	35	0	.375	0
Northeastern	15	41	0	.268	0
Rhode Island	15	41	0	.268	0

CAA Football Record Last 10 Seasons -- 2000-2009

(All Games)

Team	Wins	Losses	Ties	Pct.	Titles
Villanova	78	42	0	.650	2
Massachusetts	76	44	0	.633	3
Delaware	78	47	0	.624	3
New Hampshire	75	47	0	.615	1
James Madison	74	47	0	.612	2
Richmond	71	52	0	.577	4
William and Mary	63	51	0	.553	2
Maine	64	52	0	.552	2
**Hofstra	47	56	0	.456	1
Northeastern	47	67	0	.412	1
*Towson	24	43	0	.358	0
Rhode Island	37	75	0	.330	0

* - Began league membership in 2004

** - Began league membership in 2001

2009 CAA Football Coaching Records

Coach, Team	COLLEGIATE OVERALL RECORD		ALL GAMES AT CAA SCHOOLS		CAA FOOTBALL GAMES ONLY	
	W-L-T	Pct.	W-L-T	Pct.	W-L-T	Pct.
K.C. Keeler, Delaware	150-60-1	.713	62-39	.614	36-30	.545
Dave Cohen, Hofstra	18-27	.400	18-27	.400	10-22	.313
Mickey Matthews, James Madison	82-51	.617	82-51	.617	55-36	.604
Jack Cosgrove, Maine	93-101	.479	93-101	.479	63-76	.453
Kevin Morris, Massachusetts	29-38	.433	5-6	.455	3-5	.375
Sean McDonnell, New Hampshire	80-53	.602	80-53	.602	48-43	.527
Rocky Hager, Northeastern	111-72-1	.606	20-47	.299	16-32	.333
Joe Trainer, Rhode Island	14-30	.318	1-10	.091	0-8	.000
Mike London, Richmond	24-5	.828	24-5	.828	13-3	.813
Rob Ambrose, Towson	5-16	.238	2-9	.182	1-7	.125
Andy Talley, Villanova	207-120-2	.632	179-102-1	.637	107-72	.598
Jimmye Laycock, William and Mary	200-141-2	.586	200-141-2	.586	82-56	.594

CAA Football All-Time League Standings

(League games only)

Team	Wins	Losses	Ties	Pct.	Overall Titles	Shared Titles	Outright Titles	Last Title
Delaware	125	68	0	.648	8	6	2	2004
Massachusetts	229	130	4	.636	21	11	10	2007
Villanova	107	72	0	.598	5	4	1	2009
William and Mary	82	56	0	.594	3	2	1	2004
James Madison	81	58	0	.583	3	2	1	2008
<i>Connecticut</i>	<i>158</i>	<i>115</i>	<i>10</i>	<i>.576</i>	<i>15</i>	<i>10</i>	<i>5</i>	<i>1989</i>
New Hampshire	191	173	10	.524	12	4	8	2005
Richmond	90	103	0	.466	6	5	1	2009
Maine	166	202	7	.452	11	8	3	2002
<i>Boston University</i>	<i>71</i>	<i>89</i>	<i>0</i>	<i>.444</i>	<i>6</i>	<i>4</i>	<i>2</i>	<i>1993</i>
Hofstra	31	44	0	.413	1	1	0	2001
Northeastern	52	87	0	.374	1	1	0	2002
Rhode Island	125	247	7	.339	7	5	2	1985
Vermont	27	63	2	.304	0	0	0	-----
Towson	10	38	0	.208	0	0	0	-----

former league members in italics

Last Back-to-Back Champion: Massachusetts (2006-07) -- Shared with Richmond in 2007

Longest Title Streak: 5, Connecticut (1956-60)

Most Years Between Titles: 24, Rhode Island (1985-2009)

2010 CAA Football

2009 CAA Football Weekly Honors



CAA FOOTBALL OFFENSIVE PLAYER OF THE WEEK

Sept. 7.....	Brandyn Harvey, Villanova, WR
Sept. 14.....	Eric Ward, Richmond, QB
Sept. 21.....	Kyle Havens, Massachusetts, QB
Sept. 28.....	R.J. Archer, William and Mary, QB
Sept. 28.....	Eric Ward, Richmond, QB
Oct. 5.....	Pat Devlin, Delaware, QB
Oct. 12.....	Pat Devlin, Delaware, QB
Oct. 19.....	Jon Hernandez, Massachusetts, RB
Oct. 26.....	John Griffin, Northeastern, RB
Oct. 26.....	Jonathan Grimes, William and Mary, RB
Nov. 2.....	Justin Thorpe, James Madison, QB
Nov. 9.....	Shawn Leonard, Rhode Island, WR
Nov. 9.....	Chris Whitney, Villanova, QB
Nov. 16.....	Chris Treister, Maine, QB
Nov. 23.....	Cory Christopher, Hofstra, QB

CAA FOOTBALL DEFENSIVE PLAYER OF THE WEEK

Sept. 7.....	B.W. Webb, William and Mary, DB
Sept. 14.....	Devon Jackson, New Hampshire, LB
Sept. 21.....	Nick Battle, Richmond, DL
Sept. 28.....	Arthur Moats, James Madison, DL
Oct. 5.....	Deron Mayo, Hofstra, DL
Oct. 12.....	Terrence Klein, New Hampshire, LB
Oct. 19.....	Fred Maldonado, Villanova, DB
Oct. 26.....	Justin Rogers, Richmond, DB
Nov. 2.....	Donte Dennis, Maine, LB
Nov. 9.....	Jake Trantin, William and Mary, LB
Nov. 16.....	Adrian Tracy, William and Mary, DL
Nov. 23.....	Martin Parker, Richmond, DL

CAA FOOTBALL SPECIAL TEAMS PLAYER OF THE WEEK

Sept. 7.....	Nick Yako, Villanova, PK
Sept. 14.....	B.W. Webb, William and Mary, PR
Sept. 21.....	Matt Szczur, Villanova, KR
Sept. 28.....	Matt Goff, James Madison, P
Oct. 5.....	Sean Jellison, New Hampshire, KR
Oct. 12.....	Tom Manning, New Hampshire, PK
Oct. 19.....	Derek Hatcher, Richmond, PR
Oct. 26.....	Tom Manning, New Hampshire, PK
Nov. 2.....	David Miller, William and Mary, P
Nov. 9.....	Tom Manning, New Hampshire, PK
Nov. 16.....	Jon Striefsky, Delaware, PK
Nov. 23.....	Mat Johnson, Northeastern, PK

CAA FOOTBALL ROOKIE OF THE WEEK

Sept. 7.....	D.J. Adeoba, Massachusetts, LB
Sept. 14.....	Darryl Hamilton, Richmond, DB
Sept. 21.....	Peter Athens, Towson, QB
Sept. 21.....	Justin Thorpe, James Madison, QB
Sept. 28.....	Perry McIntyre, Massachusetts, LB
Oct. 5.....	David Hayes, Delaware, RB
Oct. 12.....	Marcus Burley, Delaware, DB
Oct. 19.....	Miguel Maysonet, Hofstra, RB
Oct. 26.....	Kyle Hunte, Northeastern, LB
Nov. 2.....	Chase Williams, James Madison, LB
Nov. 9.....	Justin Thorpe, James Madison, QB
Nov. 16.....	Kyle Hunte, Northeastern, LB
Nov. 23.....	Justin Thorpe, James Madison, QB

Career CAA Football Weekly Award Leaders (Since 2007)

6 - Rodney Landers (James Madison, QB)

5 - Jonathan Grimes (William and Mary, RB); Scotty McGee (James Madison, KR); Justin Rogers (Richmond, KR/DB)

4 - Justin Thorpe (James Madison, QB); Eric Ward (Richmond, QB)

3 - Jovan Belcher (Maine, DL); Josh Jennings (Massachusetts, LB); Tom Manning (New Hampshire, PK); Ricky Santos (New Hampshire, QB)

2 - Liam Coen (Massachusetts, QB); Derek Cox (William and Mary, DB); Pat Devlin (Delaware, QB); Derek Hatcher (Richmond, PR); Tim Hightower (Richmond, RB); Kareem Huggins (Hofstra, KR); Kyle Hunte (Northeastern, LB); Brock Jackolski (Hofstra, RB); Terrence Klein (New Hampshire, LB); Joe Marcoux (Villanova, PK); Brian Pate (William and Mary, PK); Jon Striefsky (Delaware, PK); Adrian Tracy (William and Mary, DL); Jake Trantin (William and Mary, LB); Jared Turcotte (Maine, RB); Josh Vaughan (Richmond, RB); Gian Vilante (Hofstra, LB); Anthony Walters (Delaware, DB); B.W. Webb (William and Mary, DB); GriffYancey (James Madison, RB)

1 - Adam Abramowitz (Richmond, DL); D.J. Adeoba (Massachusetts, LB); R.J. Archer (William and Mary, QB); Peter Athens (Towson, QB); Angelo Babbaro (Villanova, KR); Aaron Ball (Villanova, RB); John Baranowsky (James Madison, DL); Justin Barnes (James Madison, LB); Nick Battle (Richmond, DL); Mike Boyle (New Hampshire, KR); Brian Bradford (Towson, LB); Pushaun Brown (Maine, RB); Marcus Burley (Delaware, DB); Jerry Butler (Delaware, KR); Derek Cassidy (Rhode Island, QB); Cory Christopher (Hofstra, QB); Cody Cipalla (Delaware, DB); John Clements (New Hampshire, KR); Omar Cuff (Delaware, RB); John Dempsey (Villanova, DB); Donte Dennis (Maine, LB); Cameron Dohse (William and Mary, WR); Louis Feinstein (Rhode Island, PK); Joe Flacco (Delaware, QB); Matt Goff (James Madison, P); John Griffin (Northeastern, RB); Stanley Gutierrez (Hofstra, LB); Darryl Hamilton (Richmond, DB); Brandyn Harvey (Villanova, WR); Kyle Havens (Massachusetts, QB); David Hayes (Delaware, RB); Jon Hernandez (Massachusetts, RB); Ryan Hinds (New

Hampshire, DB); Stephen Howell (Richmond, DB); Markus Hunter (James Madison, DB); Devon Jackson (New Hampshire, LB); Chris Jeannot (New Hampshire, TE); Sean Jellison (New Hampshire, RB); Mat Johnson (Northeastern, PK); Brandon Johnson-Farrell (Rhode Island, WR); Chris Koeplin (Massachusetts, PK); Tim Kukucka (Villanova, DL); Sherman Logan (Richmond, DL); Fred Maldonado (Villanova, DB); Matt Marcovelle (Delaware, DL); Deron Mayo (Hofstra, DL); Miguel Maysonet (Hofstra, RB); Eric McBride (Richmond, LB); Perry McIntyre (Massachusetts, LB); David Miller (William and Mary, P); Greg Miller (Villanova, DL); Arthur Moats (James Madison, DL); Martel Moody (Villanova, DB); J.J. Moore (Massachusetts, WR); Maurice Murray (Northeastern, RB); Tony Nelson (Massachusetts, RB); Martin Parker (Richmond, DL); Matt Parent (New Hampshire, LB); Jake Phillips (William and Mary, QB); Courtney Robinson (Massachusetts, KR); Josh Rutter (William and Mary, LB); Sean Schaefer (Towson, QB); Hugo Souza (New Hampshire, LB); Matt Szczur (Villanova, WR); Julian Talley (Massachusetts, WR); Phillip Thaxton (Delaware, RB); Nate Thellen (Northeastern, DB); Terence Thomas (Villanova, LB); R.J. Toman (New Hampshire, QB); Chris Treister (Maine, QB); Dino Vasso (New Hampshire, DB); Lamir Whetstone (Maine, DB); Chris Whitney (Villanova, QB); Chase Williams (James Madison, LB); Roger Williams (Hofstra, PK); Nick Yako, (Villanova, PK); Rob Zarrilli (Hofstra, PK)

2009 National Weekly Honorees

THE SPORTS NETWORK NATIONAL PLAYER OF THE WEEK

Sept. 7.....	B.W. Webb, William and Mary, DB
Sept. 21.....	Nick Battle, Richmond, DL
Nov. 16.....	Chris Treister, Maine, QB

COLLEGE SPORTING NEWS NATIONAL PLAYER OF THE WEEK

Sept. 7.....	B.W. Webb, William and Mary, DB
Sept. 7.....	Nick Yako, Villanova, PK
Oct. 19.....	Fred Maldonado, Villanova, DB
Nov. 16.....	Adrian Tracy, William and Mary, DL

FWAA/BRONKO NAGURSKI NATIONAL DEFENSIVE PLAYER OF THE WEEK

Sept. 7.....	B.W. Webb, William and Mary, DB
--------------	---------------------------------

400 - YARD PASSERS

Cory Christopher (Hofstra, Senior).....	484 vs. Massachusetts (11/21)
Chris Treister (Maine, Sophomore).....	468 vs. Rhode Island (11/14)
Chris Paul-Etienne (Rhode Island, Junior).....	424 vs. New Hampshire (11/7)
Pat Devlin (Delaware, Junior).....	407 vs. Villanova (11/21)

300 - YARD PASSERS

Eric Ward (Richmond, Senior).....	394 vs. VMI (9/26)
R.J. Archer (William and Mary, Senior).....	354 vs. Villanova (10/3)
Pat Devlin (Delaware, Junior).....	329 vs. Maine (10/3)
Kyle Havens (Massachusetts, Junior).....	329 vs. Rhode Island (9/19)
Warren Smith (Maine, Sophomore).....	327 vs. Richmond (10/17)
Cory Christopher (Hofstra, Senior).....	321 vs. Bryant (9/12)
R.J. Archer (William and Mary, Senior).....	313 vs. Delaware (9/26)
Warren Smith (Maine, Sophomore).....	305 vs. Syracuse (9/26)
Chris Treister (Maine, Sophomore).....	303 vs. New Hampshire (11/21)
Pat Devlin (Delaware, Junior).....	302 vs. William and Mary (9/26)

200 - YARD RUSHERS

John Griffin (Northeastern, Junior).....	200 vs. Towson (10/24)
---	-------------------------------

100 - YARD RUSHERS

Aaron Weaver (Hofstra, Junior).....	191 vs. Massachusetts (11/21)
Chad Kackert (New Hampshire, Senior).....	176 vs. Northeastern (10/31)
Chad Kackert (New Hampshire, Senior).....	166 vs. Rhode Island (11/7)
Jon Hernandez (Massachusetts, Sophomore).....	166 vs. New Hampshire (10/17)
Matt Szczur (Villanova, Junior).....	159 vs. Montana (12/18)
Jonathan Grimes (William and Mary, Sophomore).....	158 vs. James Madison (10/24)
Tony Nelson (Massachusetts, Senior).....	158 vs. Rhode Island (9/19)
John Griffin (Northeastern, Junior).....	154 vs. Rhode Island (11/21)
Justin Forte (Richmond, Senior).....	152 vs. VMI (9/26)
Angelo Babbaro (Villanova, Junior).....	148 vs. New Hampshire (12/5)
Corwin Acker (James Madison, Sophomore).....	147 vs. Liberty (9/26)
John Griffin (Northeastern, Junior).....	140 vs. Hofstra (11/14)
Jon Hernandez (Massachusetts, Sophomore).....	140 vs. Stony Brook (9/26)
Jonathan Grimes (William and Mary, Sophomore).....	139 vs. Weber State (11/28)
Chris Whitney (Villanova, Junior).....	138 vs. Delaware (11/21)
Eric Ward (Richmond, Senior).....	136 vs. Elon (11/28)
Jonathan Grimes (William and Mary, Sophomore).....	136 vs. New Hampshire (11/14)
Jonathan Grimes (William and Mary, Sophomore).....	133 vs. Southern Illinois (12/5)
John Griffin (Northeastern, Junior).....	132 vs. New Hampshire (10/31)
Chris Whitney (Villanova, Junior).....	130 vs. Lehigh (9/12)
Tremayne Dameron (Towson, Freshman).....	126 vs. Morgan State (9/26)
Sean Jellison (New Hampshire, Junior).....	125 vs. St. Francis (Pa.) (9/5)
Chris Whitney (Villanova, Junior).....	124 vs. Rhode Island (10/24)
Derek Session (Maine, Sophomore).....	124 vs. St. Cloud State (9/3)
Justin Forte (Richmond, Senior).....	121 vs. Towson (10/31)
Justin Forte (Richmond, Senior).....	118 vs. Massachusetts (10/24)
Tony Nelson (Massachusetts, Senior).....	116 vs. Northeastern (11/7)
Tony Nelson (Massachusetts, Senior).....	115 vs. James Madison (11/14)
Derek Session (Maine, Sophomore).....	114 vs. Northeastern (9/12)
Drew Dudzik (James Madison, Junior).....	112 vs. Maryland (9/12)
Aaron Ball (Villanova, Junior).....	109 vs. Northeastern (9/26)
Tony Nelson (Massachusetts, Senior).....	107 vs. Kansas State (9/5)
Scott Noble (James Madison, Sophomore).....	106 vs. Towson (11/21)
David Hayes (Delaware, Freshman).....	106 vs. Maine (10/3)
Scott Noble (James Madison, Sophomore).....	105 vs. Massachusetts (11/14)
Tony Nelson (Massachusetts, Senior).....	103 vs. Hofstra (11/21)
Matt Szczur (Villanova, Junior).....	103 vs. Lehigh (9/12)
Chris Whitney (Villanova, Junior).....	102 vs. Montana (12/18)
Ayo Isijola (Rhode Island, Freshman).....	100 vs. Towson (10/10)

200 - YARD RECEIVERS

Shawn Leonard (Rhode Island, Senior).....	275 vs. New Hampshire (11/7)
Landis Williams (Maine, Senior).....	239 vs. Rhode Island (11/14)

100 - YARD RECEIVERS

Rockeyed McCarter (James Madison, Senior).....	168 vs. VMI (9/19)
Shawn Leonard (Rhode Island, Senior).....	163 vs. Northeastern (11/21)
Victor Cruz (Massachusetts, Senior).....	155 vs. Hofstra (11/21)

100 - YARD RECEIVERS (continued)

Cameron Dohse (William and Mary, Junior).....	148 vs. Villanova (12/11)
Chase Hill (William and Mary, Junior).....	148 vs. Delaware (9/26)
Scott Sicko (New Hampshire, Senior).....	145 vs. Massachusetts (10/17)
Mark Duncan (Delaware, Senior).....	145 vs. Maine (10/3)
Mike Caussin (James Madison, Senior).....	145 vs. VMI (9/19)
Brandyn Harvey (Villanova, Senior).....	142 vs. Temple (9/3)
Scott Sicko (New Hampshire, Senior).....	135 vs. Villanova (10/10)
Matt Szczur (Villanova, Junior).....	130 vs. Holy Cross (11/28)
Cameron Dohse (William and Mary, Junior).....	130 vs. Richmond (11/21)
Tyrell Jones (Maine, Junior).....	128 vs. Rhode Island (11/14)
Rockeyed McCarter (James Madison, Senior).....	125 vs. Delaware (10/31)
Donte Boston (Richmond, Sophomore).....	125 vs. VMI (9/26)
Jeremy Horne (Massachusetts, Senior).....	124 vs. Stony Brook (9/26)
Philip Thaxton (Delaware, Junior).....	121 vs. Villanova (11/21)
Victor Cruz (Massachusetts, Senior).....	121 vs. Albany (9/12)
Mike Brusko (Maine, Senior).....	119 vs. New Hampshire (11/21)
Ryan Lawrence (Rhode Island, Sophomore).....	119 vs. Brown (10/31)
Victor Cruz (Massachusetts, Senior).....	118 vs. Delaware (10/10)
Anthony Nelson (Hofstra, Junior).....	117 vs. Rhode Island (10/17)
Aaron Weaver (Hofstra, Junior).....	115 vs. Delaware (11/7)
Mark Duncan (Delaware, Senior).....	114 vs. Villanova (11/21)
Rob Jones (Delaware, Freshman).....	113 vs. William and Mary (9/26)
Tre Gray (Richmond, Sophomore).....	112 vs. VMI (9/26)
Aaron Weaver (Hofstra, Junior).....	109 vs. Western Michigan (9/26)
Mark Duncan (Delaware, Senior).....	106 vs. Massachusetts (10/10)
David Newsom (Towson, Senior).....	104 vs. Northeastern (10/24)
Jordan Batts (Northeastern, Freshman).....	104 vs. Holy Cross (10/3)
Landis Williams (Maine, Senior).....	104 vs. Delaware (10/3)
Shawn Leonard (Rhode Island, Senior).....	102 vs. Maine (11/14)
Brandyn Harvey (Villanova, Senior).....	102 vs. Northeastern (9/26)
Landis Williams (Maine, Senior).....	102 vs. Syracuse (9/26)
D.J. McAulay (William and Mary, Senior).....	100 vs. Villanova (10/3)

16-OR-MORE TACKLES

Donte Dennis (Maine, Sophomore).....	23 vs. Delaware (10/3)
Rob Damon (Rhode Island, Junior).....	19 vs. Connecticut (9/26)
Eric Dickson (Massachusetts, Senior).....	18 vs. New Hampshire (10/17)
Tyler Holmes (Massachusetts, Sophomore).....	17 vs. Richmond (10/24)
Pat Williams (James Madison, Sophomore).....	16 vs. Towson (11/21)
Matt Hansen (Rhode Island, Junior).....	16 vs. William and Mary (10/31)
Tyler Holmes (Massachusetts, Sophomore).....	16 vs. Maine (10/31)
Danzel White (Towson, Freshman).....	16 vs. Richmond (10/31)
Rob Damon (Rhode Island, Junior).....	16 vs. Massachusetts (9/19)



**Delaware's
Pat Deulin**

Active Players in italics

2010 CAA Football

2009 CAA Football Individual Statistics

RUSHING									
	Team	Cl	G	Att	Yds	Avg	TD	Long	Yds/G
1. <i>Jonathan Grimes (18)</i>	W&M	SO	14	277	1294	4.7	9	61	92.4
2. <i>John Griffin (20)</i>	NU	JR	11	207	1009	4.9	5	70	91.7
3. Tony Nelson (30)	UMASS	SR	9	150	741	4.9	9	50	82.3
4. Justin Forte (32)	UR	SR	13	228	1057	4.6	6	38	81.3
5. <i>Chris Whitney (55)</i>	VU	JR	15	203	987	4.9	6	45	65.8
6. Chad Kackert (58)	UNH	SR	12	168	780	4.6	10	73	65.0
7. <i>Justin Thorpe (69)</i>	JMU	FR	11	148	654	4.4	5	42	59.5
8. <i>Jon Hernandez (74)</i>	UMASS	SO	10	121	577	4.8	8	58	57.7
9. <i>Matt Szczur (83)</i>	VU	JR	15	108	813	7.5	10	75	54.2
10. <i>Tremayne Dameron (88)</i>	TU	FR	11	177	588	3.3	8	35	53.5

PASSING/GAME										
	Team	Cl	G	Att	Cmp	Int	Pct.	Yds	TD	Avg/G
1. <i>Pat Devlin</i>	UD	JR	11	344	220	9	64.0	2664	16	242.2
2. R.J. Archer	W&M	SR	14	433	261	9	60.3	2778	16	198.4
3. <i>Kyle Havens</i>	UMASS	JR	10	264	146	15	55.3	1908	9	190.8
4. Cory Christopher	HOF	SR	11	291	192	7	66.0	2088	10	189.8
5. Eric Ward	UR	SR	13	331	206	10	62.2	2396	16	184.3
6. <i>R.J. Toman</i>	UNH	JR	12	320	174	11	54.4	2181	15	181.8
7. <i>Chris Paul-Etienne</i>	URI	JR	10	268	143	7	53.4	1745	14	174.5
8. <i>Chris Whitney</i>	VU	JR	15	246	159	4	64.6	1936	18	129.1
9. <i>Justin Thorpe</i>	JMU	FR	11	145	82	9	56.6	1260	6	114.5
10. Matt Carroll	NU	FR	10	141	92	5	65.2	860	7	86.0

TOTAL OFFENSE									
	Team	Cl	G	Rush	Pass	Plays	Total	Yds/G	
1. <i>Pat Devlin (21)</i>	UD	JR	11	127	2664	428	2791	253.7	
2. R.J. Archer (40)	W&M	SR	14	255	2778	533	3033	216.6	
3. Eric Ward (42)	UR	SR	13	360	2396	434	2756	212.0	
4. Cory Christopher (46)	HOF	SR	11	209	2088	388	2297	208.8	
5. <i>R.J. Toman (48)</i>	UNH	JR	12	251	2181	430	2432	202.7	
6. <i>Chris Whitney (50)</i>	VU	JR	15	987	1936	449	2923	194.9	
7. <i>Kyle Havens (60)</i>	UMASS	JR	10	-96	1908	294	1812	181.2	
8. <i>Chris Paul-Etienne (62)</i>	URI	JR	10	14	1745	358	1759	175.9	
9. <i>Justin Thorpe (64)</i>	JMU	FR	11	654	1260	293	1914	174.0	
10. Matt Carroll	NU	FR	10	93	860	223	953	95.3	

RECEPTIONS/GAME									
	Team	Cl	G	Rec	Yds	TD	Long	Avg/C	Rec/G
1. Landis Williams (12)	UM	SR	10	71	798	9	58	11.2	7.10
2. Aaron Weaver (24)	HOF	JR	10	63	797	4	51	12.7	6.30
3. Victor Cruz (40)	UMASS	SR	11	59	868	5	67	14.7	5.36
4. Mark Duncan (44)	UD	SR	9	48	697	6	79	14.5	5.33
5. D.J. McAulay (60)	W&M	SR	12	57	620	3	53	10.9	4.75
6. Mike Brusko (62)	UM	SR	11	52	464	3	37	8.9	4.73
7. Jordan Batts (77)	NU	FR	11	49	432	5	48	8.8	4.45
8. Scott Sicko (80)	UNH	SR	13	57	725	9	58	12.7	4.38
9. <i>Tyrell Jones (81)</i>	UM	JR	11	48	547	6	66	11.4	4.36
10. Shawn Leonard (85)	URI	SR	11	47	858	11	72	18.3	4.27

RECEIVE YDS/GAME									
	Team	Cl	G	Rec	Yds	TD	Long	Avg/C	Yds/G
1. Landis Williams (24)	UM	SR	10	71	798	9	58	11.2	79.8
2. Aaron Weaver (25)	HOF	JR	10	63	797	4	51	12.7	79.7
3. Victor Cruz (27)	UMASS	SR	11	59	868	5	67	14.7	78.9
4. Shawn Leonard (30)	URI	SR	11	47	858	11	72	18.3	78.0
5. Mark Duncan (31)	UD	SR	9	48	697	6	79	14.5	77.4
6. Scott Sicko (85)	UNH	SR	13	57	725	9	58	12.7	55.8
7. <i>Tre Gray (88)</i>	UR	SO	13	51	713	4	44	14.0	54.8
8. Rockeed McCarter (92)	JMU	SR	11	29	597	4	53	20.6	54.3
9. D.J. McAulay (99)	W&M	SR	12	57	620	3	53	10.9	51.7
10. <i>Tyrell Jones</i>	UM	JR	11	48	547	6	66	11.4	49.7

ALL PURPOSE									
	Team	Cl	G	Rush	Rcv	PR	KR	Yds	Avg/G
1. <i>Matt Szczur (11)</i>	VU	JR	15	813	610	0	816	2239	149.3
2. <i>Jonathan Grimes (13)</i>	W&M	SO	14	1294	289	0	460	2043	145.9
3. <i>Hakeem Moore (44)</i>	TU	JR	9	2	286	14	744	1046	116.2
4. Chad Kackert (48)	UNH	SR	12	780	68	0	510	1358	113.2
5. <i>John Griffin (54)</i>	NU	JR	11	1009	178	0	0	1187	107.9
6. Jerry Butler (57)	UD	SR	11	274	61	0	837	1172	106.5
7. Aaron Weaver (77)	HOF	JR	10	1	797	84	85	967	96.7
8. Landis Williams (92)	UM	SR	10	27	798	97	0	922	92.2
9. Tony Nelson (98)	UMASS	SR	9	741	68	0	0	809	89.9
10. Justin Forte	UR	SR	13	1057	105	0	0	1162	89.4

INTERCEPTIONS									
	Team	Cl	G	Int	Yds	TD	Long	Int/G	
1. <i>B.W. Webb (8)</i>	W&M	FR	14	8	160	2	58	0.57	
2. Terrence Klein (17)	UNH	SR	13	6	88	1	79	0.46	
3. <i>Jerron McMillian (19)</i>	UM	SO	11	5	65	0	36	0.45	
4. <i>Trevor Coston (19)</i>	UM	SO	11	5	25	0	16	0.45	
5. <i>Anthony Bratton (32)</i>	UD	JR	9	4	37	0	37	0.44	
6. <i>Tyler Holmes (40)</i>	UMASS	SO	10	4	12	0	12	0.40	
7. <i>Dino Vasso (49)</i>	UNH	JR	13	5	89	2	34	0.38	
8. Charles Graves (51)	UD	SR	11	4	131	1	90	0.36	
9. <i>Donte Dennis (51)</i>	UM	SO	11	4	49	0	20	0.36	
10. <i>Jarrod Williams (51)</i>	URI	JR	11	4	34	0	29	0.36	

PASS EFFICIENCY										
	Team	Cl	G	Att	Cmp	Int	Pct.	Yds	TD	Eff.
1. Mike Brusko	UM	SR	11	28	20	1	71.4	258	2	165.3
2. <i>Chris Whitney (8)</i>	VU	JR	15	246	159	4	64.6	1936	18	151.6
3. <i>Pat Devlin (27)</i>	UD	JR	11	344	220	9	64.0	2664	16	139.1
4. Eric Ward (32)	UR	SR	13	331	206	10	62.2	2396	16	132.9
5. Cory Christopher (33)	HOF	SR	11	291	192	7	66.0	2088	10	132.8
6. <i>Justin Thorpe</i>	JMU	FR	11	145	82	9	56.6	1260	6	130.8
7. Matt Carroll	NU	FR	10	141	92	5	65.2	860	7	125.8
8. R.J. Archer (52)	W&M	SR	14	433	261	9	60.3	2778	16	122.2
9. <i>R.J. Toman (57)</i>	UNH	JR	12	320	174	11	54.4	2181	15	120.2
10. <i>Chris Paul-Etienne (58)</i>	URI	JR	10	268	143	7	53.4	1745	14	120.1

PUNT RETURN AVG									
	Team	Cl	G	Ret	Yds	TD	Long	Avg	
1. Derek Hatcher (19)	UR	SR	13	28	286	1	90	10.2	
2. <i>B.W. Webb (29)</i>	W&M	FR	14	30	245	0	42	8.2	
3. Landis Williams (30)	UM	SR	10	12	97	0	30	8.1	
4. Brandyn Harvey (38)	VU	SR	15	21	139	0	33	6.6	
5. Scotty McGee (45)	JMU	SR	11	18	97	0	22	5.4	
6. Aaron Weaver (55)	HOF	JR	10	19	84	0	17	4.4	
7. Victor Cruz (56)	UMASS	SR	11	15	65	0	18	4.3	

KICK RETURN AVG									
	Team	Cl	G	Ret	Yds	TD	Long	Avg	
1. Scotty McGee (2)	JMU	SR	11	21	640	0	64	30.5	
2. <i>Matt Szczur (4)</i>	VU	JR	15	30	816	1	87	27.2	
3. Jerry Butler (47)	UD	SR	11	37	837	1	89	22.6	
4. <i>Hakeem Moore (50)</i>	TU	JR	9	33	744	0	49	22.5	
5. <i>Jordan Batts (54)</i>	NU	FR	11	18	400	0	76	22.2	
6. Brock Jackolski	HOF	SO	11	27	598	0	44	22.1	
7. <i>Desmond Randall (89)</i>	UM	JR	11	25	511	1	80	20.4	
8. <i>Jarrod Williams (90)</i>	URI	JR	11	14	286	0	48	20.4	
9. Chad Kackert (91)	UNH	SR	12	25	510	0	59	20.4	
10. <i>Julian Talley (98)</i>	UMASS	SO	11	14	282	0	48	20.1	



Dillonova's
Chris Whitney

2009 CAA Football Individual Statistics

PUNTING

	Team	Cl	G	Punt	Yds	Long	Avg
1. <i>Tim Edger (11)</i>	URI	SO	11	71	2945	68	41.5
2. <i>David Miller (21)</i>	W&M	JR	14	65	2634	71	40.5
3. <i>Ed Wagner (29)</i>	UD	JR	11	47	1879	73	40.0
4. <i>Caleb Violette (45)</i>	UMASS	FR	11	40	1561	63	39.0
5. <i>Dominic Scarnecchia (56)</i>	VU	SO	15	59	2244	61	38.0
6. <i>Matt Goff (59)</i>	JMU	JR	11	54	2043	65	37.8
7. Shane Casciano	HOF	SR	11	36	1361	63	37.8
8. Bill Shears (71)	TU	SR	11	53	1966	53	37.1
9. Ron Conway (94)	NU	SR	11	77	2730	53	35.5
10. <i>Ryan Glasgow (96)</i>	UNH	JR	13	66	2293	60	34.7

SCORING

	Team	Cl	G	TD	XPT	FG	2XP	Pts	Pts/G
1. Armando Cuko (11)	UMASS	SR	10	0	31	19	0	88	8.8
2. Brian Pate (25)	W&M	SR	14	0	39	23	0	108	7.7
3. Tom Manning (26)	UNH	SR	13	0	46	18	0	100	7.7
4. Andrew Howard (52)	UR	SR	13	0	44	13	0	83	6.4
5. <i>Nick Yako (56)</i>	VU	FR	15	0	59	12	0	95	6.3
6. Jon Striefsky (60)	UD	SR	11	0	29	13	0	68	6.2
7. Tony Nelson (65)	UMASS	SR	9	9	0	0	0	54	6.0
Shawn Leonard (65)	URI	SR	11	11	0	0	0	66	6.0
10. <i>Matt Szczur (65)</i>	VU	JR	15	15	0	0	0	90	6.0
10. Henry Greco (99)	HOF	SR	10	0	27	9	0	54	5.4

SCORING (TDs)

	Team	Cl	G	TD	Rush	Pass	Ret	PAT	Pts	Pts/G
1. <i>Matt Szczur</i>	VU	JR	15	15	10	4	1	0	90	6.0
Tony Nelson	UMASS	SR	9	9	9	0	0	0	54	6.0
Shawn Leonard	URI	SR	11	11	0	11	0	0	66	6.0
4. Landis Williams	UM	SR	10	9	0	9	0	0	54	5.4
5. Chad Kackert	UNH	SR	12	10	10	0	0	0	60	5.0
6. <i>Jon Hernandez</i>	UMASS	SO	10	8	8	0	0	0	48	4.8
7. <i>Tremayne Dameron</i>	TU	FR	11	8	8	0	0	0	48	4.4
8. <i>Sean Jellison</i>	UNH	JR	13	9	7	1	1	1	56	4.3
9. <i>Jonathan Grimes</i>	W&M	SO	14	10	9	1	0	0	60	4.3
10. Scott Sicko	UNH	SR	13	9	0	9	0	0	54	4.2

SCORING (KICK)

	Team	Cl	G	PATs	FGs	Pts	Pts/G
1. Armando Cuko	UMASS	SR	10	31-31	19-24	88	8.8
2. Brian Pate	W&M	SR	14	39-40	23-35	108	7.7
3. Tom Manning	UNH	SR	13	46-49	18-24	100	7.7
4. Andrew Howard	UR	SR	13	44-46	13-22	83	6.4
5. <i>Nick Yako</i>	VU	FR	15	59-60	12-16	95	6.3
6. Jon Striefsky	UD	SR	11	29-32	13-14	68	6.2
7. Henry Greco	HOF	SR	10	27-28	9-15	54	5.4
8. <i>Dixon Wright</i>	JMU	SO	11	26-28	10-13	56	5.1
9. <i>Jordan Waxman</i>	UM	SO	9	20-21	8-10	44	4.9
10. <i>Louis Feinstein</i>	URI	SO	11	25-27	7-9	46	4.2

FIELD GOALS

	Team	Cl	G	FG	FGA	Pct.	FG/G
1. Armando Cuko	UMASS	SR	10	19	24	79.2	1.90
2. Brian Pate	W&M	SR	14	23	35	65.7	1.64
3. Tom Manning	UNH	SR	13	18	24	75.0	1.38
4. Jon Striefsky	UD	SR	11	13	14	92.9	1.18
5. Andrew Howard	UR	SR	13	13	22	59.1	1.00
6. <i>Dixon Wright</i>	JMU	SO	11	10	13	76.9	0.91
7. Henry Greco	HOF	SR	10	9	15	60.0	0.90
8. <i>Jordan Waxman</i>	UM	SO	9	8	10	80.0	0.89
9. <i>Nick Yako</i>	VU	FR	15	12	16	75.0	0.80
10. <i>Louis Feinstein</i>	URI	SO	11	7	9	77.8	0.64

PAT KICKING PCT

	Team	Cl	G	Made	Att	Pct.
1. Armando Cuko	UMASS	SR	10	31	31	100.0
2. Mat Johnson	NU	SR	11	22	22	100.0
3. <i>Nick Yako</i>	VU	FR	15	59	60	98.3
4. Brian Pate	W&M	SR	14	39	40	97.5
5. Henry Greco	HOF	SR	10	27	28	96.4
6. Andrew Howard	UR	SR	13	44	46	95.7
7. <i>Jordan Waxman</i>	UM	SO	9	20	21	95.2
8. Tom Manning	UNH	SR	13	46	49	93.9
9. <i>Dixon Wright</i>	JMU	SO	11	26	28	92.9
10. <i>Louis Feinstein</i>	URI	SO	11	25	27	92.6

SACKS

	Team	Cl	G	Pos	Solo	Ast	Yds	Total	Avg/G
1. Adrian Tracy	W&M	SR	14	DL	9	6	70	12.0	0.86
2. Arthur Moats	JMU	SR	11	DE	10	2	82	11.0	1.00
3. Jordan Stevens	UM	SR	11	DL	9	2	45	10.0	0.91
4. Tim Kukucka	VU	SR	15	DE	8	3	51	9.5	0.63
5. <i>Terence Thomas</i>	VU	JR	15	LB	7	3	57	8.5	0.57
6. Jason Vega	NU	SR	11	LB	6	2	51	7.0	0.64
7. <i>Martin Parker</i>	UR	JR	13	DL	6	1	38	6.5	0.50
8. Sean Lissemore	W&M	SR	14	DL	4	5	29	6.5	0.46
9. <i>John Dempsey</i>	VU	JR	15	DB	6	0	32	6.0	0.40
10. Joe Akabalu	HOF	SR	11	DE	4	3	47	5.5	0.50

TACKLES FOR LOSS

	Team	Cl	G	Pos	Solo	Ast	Yds	Total	Avg/G
1. Arthur Moats	JMU	SR	11	DE	18	11	110	23.5	2.14
2. Adrian Tracy	W&M	SR	14	DL	17	10	103	22.0	1.57
3. Tim Kukucka	VU	SR	15	DE	14	9	78	18.5	1.23
4. <i>Martin Parker</i>	UR	JR	13	DL	14	3	53	15.5	1.19
5. <i>Rob Damon</i>	URI	JR	11	LB	8	12	37	14.0	1.27
6. Sean Lissemore	W&M	SR	14	DL	9	10	46	14.0	1.00
7. Sam Daniels	JMU	SR	11	DT	8	9	44	12.5	1.14
David Akinniyi	NU	JR	11	DL	11	3	60	12.5	1.14
9. <i>Michael Stover</i>	W&M	JR	13	DL	9	6	51	12.0	0.92
10. Deron Mayo	HOF	JR	11	DE	9	5	46	11.5	1.05

FUMBLES FORCED

	Team	Cl	G	Num	Avg/G
1. Steve Weedon	URI	SR	9	5	0.56
2. Basim Hudeen	HOF	SO	11	4	0.36
3. Mike Lukenda	NU	SR	9	3	0.33
4. Kyle Maroney	UNH	SR	13	4	0.31
5. <i>Joe Harris</i>	URI	JR	11	3	0.27
Jordan Stevens	UM	SR	11	3	0.27
Joe Akabalu	HOF	SR	11	3	0.27
<i>Victor Adesanya</i>	URI	JR	11	3	0.27
<i>Rob Damon</i>	URI	JR	11	3	0.27
10. <i>John Dempsey</i>	VU	JR	15	4	0.27

FUMBLES RCVD

	Team	Cl	G	Num	Avg/G
1. <i>Eric McBride</i>	UR	JR	13	4	0.31
2. <i>Darryl Jones</i>	NU	JR	11	3	0.27
3. Ryan Hinds	UNH	SR	13	3	0.23
4. Steve Weedon	URI	SR	9	2	0.22
5. <i>Evan Franks</i>	W&M	JR	14	3	0.21
6. Eric Dickson	UMASS	SR	10	2	0.20
<i>Matt Rae</i>	URI	FR	10	2	0.20
<i>Danzel White</i>	TU	FR	10	2	0.20
9. Brady Smith	TU	SR	11	2	0.18
Al Serena	UM	SR	11	2	0.18

PASSES DEFENDED

	Team	Cl	G	Brup	Int	Total	Avg/G
1. <i>Steven Barker</i>	UM	JR	11	10	3	13	1.18
2. Ryan Hinds	UNH	SR	13	11	4	15	1.15
3. Scotty McGee	JMU	SR	11	12	0	12	1.09
4. <i>Anthony Walters</i>	UD	JR	11	10	1	11	1.00
5. <i>Tyler Holmes</i>	UMASS	SO	10	5	4	9	0.90
6. <i>Dino Vasso</i>	UNH	JR	13	6	5	11	0.85
<i>Hugo Souza</i>	UNH	JR	13	8	3	11	0.85
Terrence Klein	UNH	SR	13	5	6	11	0.85
<i>Justin Rogers</i>	UR	JR	13	8	3	11	0.85
10. <i>Eric Loper</i>	VU	FR	15	10	2	12	0.80



2010 CAA Football



2009 CAA Football Individual Statistics

TACKLES (All positions)

	Team	Cl	G	Pos	Solo	Ast	Total	Avg/G	Sack
1. <i>Rob Damon</i>	URI	JR	11	LB	60	64	124	11.3	2.0
2. <i>Tyler Holmes</i>	UMASS	SO	10	LB	50	60	110	11.0	1.0
3. <i>Danzel White</i>	TU	FR	10	LB	40	65	105	10.5	0.0
4. <i>Matt Hansen</i>	URI	JR	10	LB	62	41	103	10.3	4.0
5. <i>Donte Dennis</i>	UM	SO	11	LB	51	55	106	9.6	1.0
6. Eric Dickson	UMASS	SR	10	LB	34	61	95	9.5	1.0
7. Arthur Moats	JMU	SR	11	DE	42	48	90	8.2	11.0
8. <i>Devon Jackson</i>	UNH	JR	12	LB	44	54	98	8.2	3.0
9. <i>Pat Williams</i>	JMU	SO	11	LB	34	53	87	7.9	1.0
10. <i>Terence Thomas</i>	VU	JR	15	LB	68	48	116	7.7	8.5
11. Luke Bonus	HOF	SR	11	LB	55	30	85	7.7	2.0
12. Phil Higgins	NU	SR	11	LB	39	46	85	7.7	1.5
13. Sean Ware	UNH	SR	13	LB	47	50	97	7.5	2.0
14. Collin McConaghy	UR	SR	13	LB	39	58	97	7.5	0.5
15. <i>Patrick Weldon</i>	UR	JR	13	LB	49	45	94	7.2	1.0
16. <i>Eric McBride</i>	UR	JR	13	LB	36	57	93	7.2	1.0
17. Basim Hudeen	HOF	SO	11	LB	49	29	78	7.1	1.5
18. Greg Melendez	HOF	SO	11	DB	37	35	72	6.5	0.0
19. Steve Weedon	URI	SR	9	DE	39	19	58	6.4	5.0
20. <i>Jake Trantin</i>	W&M	SO	14	LB	49	41	90	6.4	2.5
21. <i>Evan Francks</i>	W&M	JR	14	LB	59	30	89	6.4	2.5
22. Charles Graves	UD	SR	11	DB	47	22	69	6.3	1.0
23. <i>Darryl Jones</i>	NU	JR	11	DB	40	28	68	6.2	0.0
24. Terrence Klein	UNH	SR	13	LB	45	35	80	6.2	1.0
25. Alex Butt	TU	SR	10	LB	28	33	61	6.1	1.0
26. <i>Benard Makumbi</i>	UD	JR	11	LB	39	28	67	6.1	0.0
27. Brandon McLaughlin	UM	SR	11	LB	28	38	66	6.0	2.0
28. <i>Danny Collins</i>	TU	SO	11	DB	35	31	66	6.0	0.0
29. <i>Vinson Givans</i>	UM	SO	11	LB	31	35	66	6.0	0.0
30. Sam Daniels	JMU	SR	11	DT	27	39	66	6.0	4.5
31. <i>Hugo Souza</i>	UNH	JR	13	SS	52	25	77	5.9	0.0
32. <i>Jarrold Williams</i>	URI	JR	11	DB	46	19	65	5.9	0.0
33. <i>Dino Vasso</i>	UNH	JR	13	DB	49	27	76	5.8	0.0
34. Jason Vega	NU	SR	11	LB	29	35	64	5.8	7.0
35. <i>Jeremy Gardner</i>	TU	JR	11	CB	36	28	64	5.8	0.0
36. <i>Perry McIntyre</i>	UMASS	FR	11	LB	22	42	64	5.8	0.0
37. <i>Martin Parker</i>	UR	JR	13	DL	29	46	75	5.8	6.5
38. Craig Kenney	NU	SR	11	LB	35	28	63	5.7	2.5
39. Brady Smith	TU	SR	11	DE	32	31	63	5.7	4.0
40. Jeremy Miles	UMASS	SR	11	DB	36	26	62	5.6	0.0
41. Adrian Tracy	W&M	SR	14	DL	50	28	78	5.6	12.0
42. Rodney Mitchell	URI	SR	10	DB	38	17	55	5.5	0.0
43. Osayi Osunde	VU	SR	15	LB	39	43	82	5.5	1.5
44. <i>Paul WorriLOW</i>	UD	FR	11	LB	36	24	60	5.5	0.0
45. <i>Anthony Bratton</i>	UD	JR	9	DB	32	17	49	5.4	0.0
46. Jordan Stevens	UM	SR	11	DL	28	30	58	5.3	10.0
47. Brandon Gilbeau	UD	SR	11	DL	31	27	58	5.3	5.5
48. <i>Jon Williams</i>	JMU	SO	11	WS	25	33	58	5.3	0.0
49. <i>Joe Harris</i>	URI	JR	11	LB	37	21	58	5.3	1.0
50. <i>Marquis Kirkland</i>	VU	JR	14	LB	47	26	73	5.2	2.0

TACKLES (DL's)

	Team	Cl	G	Pos	Solo	Ast	Total	Avg/G	Sack
1. Arthur Moats	JMU	SR	11	DE	42	48	90	8.2	11.0
2. Steve Weedon	URI	SR	9	DE	39	19	58	6.4	5.0
3. Sam Daniels	JMU	SR	11	DT	27	39	66	6.0	4.5
4. <i>Martin Parker</i>	UR	JR	13	DL	29	46	75	5.8	6.5
5. Brady Smith	TU	SR	11	DE	32	31	63	5.7	4.0
6. Adrian Tracy	W&M	SR	14	DL	50	28	78	5.6	12.0
7. Brandon Gilbeau	UD	SR	11	DL	31	27	58	5.3	5.5
8. Jordan Stevens	UM	SR	11	DL	28	30	58	5.3	10.0
9. <i>Yaky Ibia</i>	TU	JR	10	DT	19	33	52	5.2	2.5
10. Sean Lissemore	W&M	SR	14	DL	30	36	66	4.7	6.5
11. Michael Hanson	UMASS	SR	11	DE	26	22	48	4.4	3.5
12. Deron Mayo	HOF	JR	11	DE	22	26	48	4.4	2.5
13. Tim Kukucka	VU	SR	15	DE	37	26	63	4.2	9.5
14. Kyle Harrington	UMASS	SR	11	DL	12	31	43	3.9	0.5
15. <i>Frank Beltre</i>	TU	FR	11	DE	20	23	43	3.9	2.0

TACKLES (LB's)

	Team	Cl	G	Pos	Solo	Ast	Total	Avg/G	Sack
1. <i>Rob Damon</i>	URI	JR	11	LB	60	64	124	11.3	2.0
2. <i>Tyler Holmes</i>	UMASS	SO	10	LB	50	60	110	11.0	1.0
3. <i>Danzel White</i>	TU	FR	10	LB	40	65	105	10.5	0.0
4. <i>Matt Hansen</i>	URI	JR	10	LB	62	41	103	10.3	4.0
5. <i>Donte Dennis</i>	UM	SO	11	LB	51	55	106	9.6	1.0
6. Eric Dickson	UMASS	SR	10	LB	34	61	95	9.5	1.0
7. <i>Devon Jackson</i>	UNH	JR	12	LB	44	54	98	8.2	3.0
8. <i>Pat Williams</i>	JMU	SO	11	LB	34	53	87	7.9	1.0
9. <i>Terence Thomas</i>	VU	JR	15	LB	68	48	116	7.7	8.5
10. Phil Higgins	NU	SR	11	LB	39	46	85	7.7	1.5
11. Luke Bonus	HOF	SR	11	LB	55	30	85	7.7	2.0
12. Collin McConaghy	UR	SR	13	LB	39	58	97	7.5	0.5
13. Sean Ware	UNH	SR	13	LB	47	50	97	7.5	2.0
14. <i>Patrick Weldon</i>	UR	JR	13	LB	49	45	94	7.2	1.0
15. <i>Eric McBride</i>	UR	JR	13	LB	36	57	93	7.2	1.0

TACKLES (DB's)

	Team	Cl	G	Pos	Solo	Ast	Total	Avg/G	Sack
1. Greg Melendez	HOF	SO	11	DB	37	35	72	6.5	0.0
2. Charles Graves	UD	SR	11	DB	47	22	69	6.3	1.0
3. <i>Darryl Jones</i>	NU	JR	11	DB	40	28	68	6.2	0.0
4. <i>Danny Collins</i>	TU	SO	11	DB	35	31	66	6.0	0.0
5. <i>Hugo Souza</i>	UNH	JR	13	SS	52	25	77	5.9	0.0
6. <i>Jarrold Williams</i>	URI	JR	11	DB	46	19	65	5.9	0.0
7. <i>Dino Vasso</i>	UNH	JR	13	DB	49	27	76	5.8	0.0
8. <i>Jeremy Gardner</i>	TU	JR	11	CB	36	28	64	5.8	0.0
9. Jeremy Miles	UMASS	SR	11	DB	36	26	62	5.6	0.0
10. Rodney Mitchell	URI	SR	10	DB	38	17	55	5.5	0.0
11. <i>Anthony Bratton</i>	UD	JR	9	DB	32	17	49	5.4	0.0
12. <i>Jon Williams</i>	JMU	SO	11	WS	25	33	58	5.3	0.0
13. <i>Vidal Nelson</i>	JMU	SO	11	SS	27	30	57	5.2	0.0
14. <i>John Dempsey</i>	VU	JR	15	DB	59	18	77	5.1	6.0
15. Leslie Jackman	HOF	SR	11	DB	40	16	56	5.1	0.0

TACKLES (Other positions)

	Team	Cl	G	Solo	Ast	Total	Avg/G	Sack
1. <i>Chris Edmond</i>	HOF	SO	10	24	27	51	5.1	0.0
2. <i>Jakarie Jackson</i>	JMU	FR	11	31	10	41	3.7	0.0
3. <i>Robenson Alexis</i>	URI	SO	9	14	17	31	3.4	0.0
4. Brandon Randolph	JMU	SR	11	14	7	21	1.9	0.0
5. Brock Jackolski	HOF	SO	11	14	3	17	1.5	0.0
6. Joe Bellini	URI	SR	11	7	2	9	0.8	0.0
7. Tony Canci	VU	SR	15	6	6	12	0.8	0.0
8. <i>Tyler Kirchoff</i>	UR	JR	13	5	5	10	0.8	0.0
9. <i>Matt Szczur</i>	VU	JR	15	6	4	10	0.7	0.0
10. Mark Duncan	UD	SR	9	1	5	6	0.7	0.0
11. <i>Jeremy Kelley</i>	UM	JR	11	4	3	7	0.6	0.0
12. Jon Striefsky	UD	SR	11	4	3	7	0.6	0.0
13. <i>Max Prokell</i>	UR	JR	12	3	4	7	0.6	0.0
14. <i>Hakeem Moore</i>	TU	JR	9	4	1	5	0.6	0.0
15. <i>Scott Noble</i>	JMU	SO	11	2	4	6	0.5	0.0



Rhode Island's
Rob Damon



2010 CAA Football

2009 CAA Football Team Statistics

SCORING OFFENSE

	G	TD	XP	2XP	DXP	FG	Saf	Pts	Avg
1. New Hampshire (16)	13	51	46	1	0	18	3	414	31.8
2. Villanova (17)	15	62	59	1	0	12	1	471	31.4
3. Richmond (25)	13	50	44	2	0	13	1	389	29.9
4. Massachusetts (38)	11	33	33	0	1	20	1	295	26.8
5. William and Mary (42)	14	42	39	1	0	23	2	366	26.1
6. Delaware (43)	11	35	29	0	0	13	2	282	25.6
7. Maine (63)	11	31	28	0	0	9	1	243	22.1
8. James Madison (64)	11	30	26	1	1	10	1	242	22.0
9. Rhode Island (70)	11	31	25	0	0	7	0	232	21.1
10. Hofstra (70)	11	29	27	1	0	9	1	232	21.1
11. Northeastern (102)	11	22	22	0	0	6	0	172	15.6
12. Towson (110)	11	21	16	0	0	2	0	148	13.5

SCORING DEFENSE

	G	TD	XP	2XP	DXP	FG	Saf	Pts	Avg
1. William and Mary (2)	14	22	20	0	0	5	1	169	12.1
2. Villanova (6)	15	25	18	2	0	13	0	211	14.1
3. Richmond (9)	13	26	24	1	0	8	3	212	16.3
4. James Madison (20)	11	26	23	0	0	9	1	208	18.9
5. New Hampshire (32)	13	33	29	0	0	15	1	274	21.1
6. Delaware (38)	11	30	27	0	0	10	0	237	21.5
7. Massachusetts (47)	11	30	28	0	0	12	0	244	22.2
8. Maine (54)	11	30	29	0	1	12	1	249	22.6
9. Hofstra (56)	11	31	29	0	0	11	2	252	22.9
10. Northeastern (112)	11	48	46	1	0	11	2	373	33.9
11. Towson (115)	11	52	50	1	2	10	2	402	36.5
12. Rhode Island (116)	11	53	46	2	0	12	1	406	36.9

PASS OFFENSE

	G	Att	Cmp	Int	Pct.	Yds	Avg	TD	Yds/G
1. Maine (18)	11	385	248	18	64.4	2724	7.1	21	247.6
2. Delaware (21)	11	351	222	9	63.2	2677	7.6	16	243.4
3. Hofstra (25)	11	358	225	9	62.8	2576	7.2	15	234.2
4. Massachusetts (29)	11	357	196	22	54.9	2521	7.1	11	229.2
5. Rhode Island (49)	11	339	181	7	53.4	2228	6.6	18	202.5
6. William and Mary (51)	14	440	265	9	60.2	2835	6.4	16	202.5
7. New Hampshire (52)	13	387	212	12	54.8	2625	6.8	20	201.9
8. Richmond (57)	13	354	216	13	61.0	2532	7.2	16	194.8
9. James Madison (96)	11	197	110	11	55.8	1732	8.8	12	157.5
10. Towson (101)	11	308	153	27	49.7	1611	5.2	9	146.5
11. Villanova (103)	15	294	186	5	63.3	2180	7.4	22	145.3
12. Northeastern (105)	11	282	170	12	60.3	1515	5.4	10	137.7

PASS DEFENSE

	G	Att	Cmp	Int	Pct.	Yds	Avg	TD	Yds/G
1. James Madison (10)	11	297	167	12	56.2	1716	5.8	12	156.0
2. William and Mary (18)	14	412	228	16	55.3	2361	5.7	12	168.6
3. New Hampshire (35)	13	414	229	21	55.3	2356	5.7	16	181.2
4. Hofstra (37)	11	285	173	7	60.7	2011	7.1	15	182.8
5. Towson (49)	11	230	147	6	63.9	2051	8.9	20	186.5
6. Northeastern (58)	11	277	165	13	59.6	2137	7.7	19	194.3
7. Maine (62)	11	326	189	19	58.0	2150	6.6	9	195.5
8. Delaware (65)	11	314	184	10	58.6	2174	6.9	11	197.6
9. Massachusetts (66)	11	335	191	13	57.0	2179	6.5	15	198.1
10. Richmond (84)	13	455	253	16	55.6	2761	6.1	15	212.4
11. Rhode Island (102)	11	302	210	11	69.5	2635	8.7	20	239.5
12. Villanova (106)	15	570	343	18	60.2	3736	6.6	17	249.1

KICKOFF RETURNS

	G	Ret	Yds	TD	Avg
1. James Madison (1)	11	39	994	0	25.5
2. Villanova (12)	15	45	1058	1	23.5
3. New Hampshire (16)	13	52	1188	1	22.8
4. Hofstra (25)	11	43	948	1	22.0
5. Delaware (44)	11	43	888	1	20.7
6. Towson (55)	11	60	1212	0	20.2
7. Rhode Island (84)	11	68	1296	0	19.1
8. Northeastern (91)	11	62	1154	0	18.6
9. Massachusetts (92)	11	44	812	0	18.5
10. Richmond (96)	13	46	843	1	18.3
11. Maine (108)	11	44	773	1	17.6
12. William and Mary (118)	14	35	557	0	15.9

PUNTING

	G	No.	Yards	Avg/P	PR	Avg	TBg	Net/P
1. William and Mary (17)	14	65	2634	40.5	122	1.9	9	35.9
2. Massachusetts (20)	11	41	1570	38.3	74	1.8	2	35.5
3. Delaware (23)	11	47	1879	40.0	118	2.5	5	35.3
4. Hofstra (31)	11	38	1404	36.9	36	0.9	3	34.4
5. Villanova (32)	15	59	2244	38.0	40	0.7	9	34.3
6. Richmond (46)	13	51	1812	35.5	99	1.9	0	33.6
7. Rhode Island (50)	11	75	3037	40.5	377	5.0	8	33.3
8. Towson (59)	11	56	1984	35.4	99	1.8	2	32.9
9. James Madison (78)	11	55	2068	37.6	196	3.6	5	32.2
10. Maine (98)	11	53	1775	33.5	109	2.1	2	30.7
11. Northeastern (100)	11	78	2730	35.0	282	3.6	3	30.6
12. New Hampshire (106)	13	71	2370	33.4	111	1.6	5	30.4

TURNOVER MARGIN

	G	--- Gained ---			--- Lost ---			Per/G	
		Fum	Int	Tot	Fum	Int	Tot		
1. New Hampshire (11)	13	11	21	32	7	12	19	+13	1.00
2. Rhode Island (13)	11	15	11	26	9	7	16	+10	0.91
3. Villanova (16)	15	8	18	26	8	5	13	+13	0.87
4. William and Mary (19)	14	11	16	27	7	9	16	+11	0.79
5. Richmond (29)	13	10	16	26	7	13	20	+6	0.46
6. Delaware (47)	11	10	10	20	9	9	18	+2	0.18
7. Maine (47)	11	10	19	29	9	18	27	+2	0.18
8. Northeastern (52)	11	7	13	20	7	12	19	+1	0.09
9. James Madison (59)	11	10	12	22	11	11	22	+0	0.00
10. Hofstra (68)	11	11	7	18	10	9	19	-1	-0.09
11. Massachusetts (108)	11	7	13	20	9	22	31	-11	-1.00
12. Towson (115)	11	12	6	18	7	27	34	-16	-1.45

RUSHING OFFENSE

	G	Att	Yds	Avg	TD	Yds/G
1. Villanova (4)	15	691	3604	5.2	36	240.3
2. James Madison (17)	11	485	1985	4.1	14	180.5
3. William and Mary (26)	14	567	2343	4.1	23	167.4
4. Richmond (33)	13	520	2065	4.0	28	158.8
5. Massachusetts (44)	11	412	1633	4.0	21	148.5
6. New Hampshire (56)	13	478	1800	3.8	26	138.5
7. Northeastern (63)	11	430	1439	3.3	9	130.8
8. Hofstra (66)	11	406	1424	3.5	13	129.5
9. Rhode Island (90)	11	391	1228	3.1	16	111.6
10. Towson (96)	11	381	1151	3.0	12	104.6
11. Maine (97)	11	357	1146	3.2	9	104.2
12. Rhode Island (109)	11	348	989	2.8	9	89.9

RUSHING DEFENSE

	G	Rushes	Yards	Avg.	TD	Yds/G
1. William and Mary (1)	14	427	856	2.0	10	61.1
2. Villanova (3)	15	431	1001	2.3	8	66.7
3. Richmond (5)	13	376	1027	2.7	10	79.0
4. Massachusetts (28)	11	377	1319	3.5	10	119.9
5. Hofstra (32)	11	394	1363	3.5	16	123.9
6. James Madison (40)	11	406	1434	3.5	13	130.4
7. New Hampshire (48)	13	522	1766	3.4	15	135.8
8. Delaware (54)	11	410	1514	3.7	18	137.6
9. Maine (67)	11	427	1660	3.9	19	150.9
10. Towson (97)	11	476	1971	4.1	24	179.2
11. Rhode Island (99)	11	452	2022	4.5	33	183.8
12. Northeastern (103)	11	426	2137	5.0	27	194.3

TOTAL OFFENSE

	G	Rush	Pass	Plays	Yards	Avg/P	TD	Yds/G
1. Villanova (25)	15	3604	2180	985	5784	5.9	58	385.6
2. Massachusetts (28)	11	1633	2521	769	4154	5.4	32	377.6
3. William and Mary (33)	14	2343	2835	1007	5178	5.1	39	369.9
4. Hofstra (41)	11	1424	2576	764	4000	5.2	28	363.6
5. Delaware (45)	11	1228	2677	742	3905	5.3	32	355.0
6. Richmond (47)	13	2065	2532	874	4597	5.3	44	353.6
7. Maine (49)	11	1146	2724	742	3870	5.2	30	351.8
8. New Hampshire (61)	13	1800	2625	865	4425	5.1	46	340.4
9. James Madison (64)	11	1985	1732	682	3717	5.5	26	337.9
10. Rhode Island (91)	11	989	2228	687	3217	4.7	27	292.5
11. Northeastern (101)	11	1439	1515	712	2954	4.1	19	268.5
12. Towson (108)	11	1151	1611	689	2762	4.0	21	251.1

NCAA FCS ranking in parentheses

2010 CAA Football

2009 CAA Football Team Statistics



TOTAL DEFENSE

	G	Rush	Pass	Plys	Yards	Avg	TD	Yds/G
1. William and Mary (2)	14	856	2361	839	3217	3.8	22	229.8
2. James Madison (16)	11	1434	1716	703	3150	4.5	25	286.4
3. Richmond (20)	13	1027	2761	831	3788	4.6	25	291.4
4. Hofstra (26)	11	1363	2011	679	3374	5.0	31	306.7
5. Villanova (33)	15	1001	3736	1001	4737	4.7	25	315.8
6. New Hampshire (34)	13	1766	2356	936	4122	4.4	31	317.1
7. Massachusetts (35)	11	1319	2179	712	3498	4.9	25	318.0
8. Delaware (50)	11	1514	2174	724	3688	5.1	29	335.3
9. Maine (60)	11	1660	2150	753	3810	5.1	28	346.4
10. Towson (77)	11	1971	2051	706	4022	5.7	44	365.6
11. Northeastern (94)	11	2137	2137	703	4274	6.1	46	388.5
12. Rhode Island (111)	11	2022	2635	754	4657	6.2	53	423.4

PUNT RETURN AVG

	G	Ret	Yds	TD	Avg
1. Richmond (16)	13	32	391	2	12.2
2. Northeastern (42)	11	14	123	1	8.8
3. William and Mary (51)	14	30	245	0	8.2
4. Villanova (63)	15	23	171	0	7.4
5. James Madison (79)	11	21	136	1	6.5
6. Towson (82)	11	16	98	0	6.1
7. Massachusetts (86)	11	17	102	1	6.0
8. Maine (92)	11	21	119	0	5.7
9. New Hampshire (96)	13	9	49	0	5.4
10. Rhode Island (109)	11	3	13	0	4.3
11. Delaware (110)	11	13	54	0	4.2
12. Hofstra (112)	11	27	108	0	4.0

PASS EFFICIENCY

	G	Att	Cmp	Pct	Int	Yds	TD	Effic
1. Villanova (12)	15	294	186	63.3	5	2180	22	146.8
2. James Madison (25)	11	197	110	55.8	11	1732	12	138.6
3. Delaware (27)	11	351	222	63.2	9	2677	16	137.2
4. Maine (32)	11	385	248	64.4	18	2724	21	132.5
5. Hofstra (33)	11	358	225	62.8	9	2576	15	132.1
6. Richmond (42)	13	354	216	61.0	13	2532	16	128.7
7. New Hampshire (59)	13	387	212	54.8	12	2625	20	122.6
8. William and Mary (60)	14	440	265	60.2	9	2835	16	122.3
9. Rhode Island (62)	11	339	181	53.4	7	2228	18	122.0
10. Massachusetts (80)	11	357	196	54.9	22	2521	11	112.1
11. Northeastern (88)	11	282	170	60.3	12	1515	10	108.6
12. Towson (112)	11	308	153	49.7	27	1611	9	85.7

PASS DEF EFFICIENCY

	G	Att	Cmp	Int	Pct.	Yds	TD	Effic
1. William and Mary (11)	14	412	228	16	55.3	2361	12	105.3
2. New Hampshire (15)	13	414	229	21	55.3	2356	16	105.7
3. James Madison (21)	11	297	167	12	56.2	1716	12	110.0
4. Richmond (25)	13	455	253	16	55.6	2761	15	110.4
5. Maine (26)	11	326	189	19	58.0	2150	9	110.8
6. Massachusetts (51)	11	335	191	13	57.0	2179	15	118.7
7. Villanova (52)	15	570	343	18	60.2	3736	17	118.8
8. Delaware (57)	11	314	184	10	58.6	2174	11	121.9
9. Hofstra (91)	11	285	173	7	60.7	2011	15	132.4
10. Northeastern (97)	11	277	165	13	59.6	2137	19	137.6
11. Rhode Island (115)	11	302	210	11	69.5	2635	20	157.4
12. Towson (117)	11	230	147	6	63.9	2051	20	162.3

FIRST DOWNS

	G	Rush	Pass	Pen	Total
1. Villanova	15	188	102	12	302
2. William and Mary	14	123	131	27	281
3. Richmond	13	131	116	12	259
4. New Hampshire	13	102	112	8	222
5. Hofstra	11	89	116	16	221
6. Delaware	11	77	124	14	215
7. Massachusetts	11	80	121	12	213
8. Maine	11	75	119	8	202
9. James Madison	11	100	66	2	168
10. Northeastern	11	81	69	10	160
11. Rhode Island	11	48	90	15	153
12. Towson	11	62	71	16	149

OPPONENT 1ST DOWNS

	G	Rush	Pass	Pen	Total
1. Hofstra	11	74	89	9	172
2. James Madison	11	80	82	13	175
3. William and Mary	14	61	103	14	178
4. Delaware	11	76	92	17	185
5. Towson	11	103	81	8	192
6. Massachusetts	11	74	111	14	199
7. Richmond	13	67	117	16	200
8. Northeastern	11	106	90	12	208
9. Maine	11	88	116	10	214
10. New Hampshire	13	102	110	16	228
11. Rhode Island	11	113	113	9	235
12. Villanova	15	82	172	14	268

SACKS BY

	G	Sacks	Yards
1. William and Mary	14	49	303
2. Villanova	15	40	241
3. New Hampshire	13	32	231
4. James Madison	11	27	175
5. Maine	11	26	139
6. Rhode Island	11	21	115
7. Richmond	13	21	141
8. Northeastern	11	20	153
9. Hofstra	11	20	140
10. Towson	11	19	130
11. Delaware	11	17	101
12. Massachusetts	11	13	98

PENALTIES

	G	No	Yds	Avg/G
1. Villanova	15	59	520	34.7
2. Delaware	11	43	415	37.7
3. Richmond	13	56	510	39.2
4. Massachusetts	11	70	511	46.5
5. Towson	11	62	537	48.8
6. William and Mary	14	78	704	50.3
7. New Hampshire	13	80	659	50.7
8. James Madison	11	65	572	52.0
9. Hofstra	11	62	576	52.4
10. Maine	11	69	578	52.5
11. Northeastern	11	60	598	54.4
12. Rhode Island	11	71	699	63.5

OPPONENT PENALTIES

	G	No	Yds	Avg/G
1. Hofstra	11	65	642	58.4
2. Towson	11	68	563	51.2
3. Maine	11	56	552	50.2
4. Rhode Island	11	70	537	48.8
5. Delaware	11	66	514	46.7
6. Massachusetts	11	53	507	46.1
7. New Hampshire	13	67	578	44.5
8. William and Mary	14	67	595	42.5
9. Richmond	13	60	523	40.2
10. Northeastern	11	55	423	38.5
11. Villanova	15	63	566	37.7
12. James Madison	11	42	356	32.4

4TH-DN CONVERSIONS

	G	Conv	Att	Pct
1. William and Mary	14	14	26	63.6
2. Villanova	15	16	22	61.5
3. Massachusetts	11	8	14	57.1
4. Rhode Island	11	13	23	56.5
5. Delaware	11	11	21	52.4
6. Richmond	13	12	23	52.2
7. Maine	11	12	23	52.2
8. James Madison	11	10	21	47.6
9. New Hampshire	13	10	22	45.5
10. Northeastern	11	6	18	33.3
11. Towson	11	10	30	33.3
12. Hofstra	11	8	25	32.0

NCAA FCS ranking in parentheses



2010 CAA Football

2009 CAA Football Team Statistics

OPP 4TH-DN CONVERSIONS

	G	Conv	Att	Pct
1. James Madison	11	7	26	26.9
2. Rhode Island	11	6	16	37.5
3. Massachusetts	11	5	13	38.5
4. New Hampshire	13	11	28	39.3
5. William and Mary	14	10	24	41.7
6. Delaware	11	12	28	42.9
7. Richmond	13	12	26	46.2
8. Villanova	15	15	29	51.7
9. Hofstra	11	11	21	52.4
10. Maine	11	12	22	54.5
11. Northeastern	11	12	20	60.0
12. Towson	11	14	23	60.9

RED ZONE OFFENSE

	G	RedZone	Percent	TDs	R/P	FG-AT	F/I/D/O
1. Massachusetts	11	37-41	90.2	25	18/7	12-14	0/2/0/0
2. William and Mary	14	43-50	86.0	29	20/9	14-17	0/1/1/2
3. New Hampshire	13	41-48	85.4	29	20/9	12-12	2/2/3/0
4. Maine	11	29-36	80.6	21	7/14	8-10	1/1/3/0
5. Delaware	11	33-41	80.5	22	14/8	11-12	0/1/4/2
6. Northeastern	11	16-20	80.0	10	6/4	6-6	1/0/3/0
7. Villanova	15	50-63	79.4	40	26/14	10-14	2/2/2/3
8. Richmond	13	47-62	75.8	38	26/12	9-15	2/3/3/1
9. Hofstra	11	28-39	71.8	21	12/9	7-10	1/2/4/1
10. James Madison	11	17-24	70.8	11	8/3	6-7	1/2/2/1
11. Towson	11	18-26	69.2	16	11/5	2-5	0/3/1/1
12. Rhode Island	11	19-28	67.9	14	6/8	5-6	0/1/6/1

RED ZONE DEFENSE

	G	RedZone	Percent	TDs	R/P	FG-AT	F/I/D/O
1. William and Mary	14	12-21	57.1	12	8/4	0-3	1/1/3/1
2. Richmond	13	21-30	70.0	15	9/6	6-10	2/2/1/0
3. New Hampshire	13	28-40	70.0	21	10/11	7-11	0/3/2/3
4. Maine	11	30-42	71.4	19	15/4	11-14	0/4/5/0
5. Villanova	15	26-36	72.2	18	8/10	8-12	0/2/4/0
6. Massachusetts	11	29-36	80.6	19	9/10	10-11	1/2/3/0
7. Delaware	11	31-37	83.8	24	18/6	7-10	1/1/1/0
8. Hofstra	11	32-38	84.2	24	14/10	8-8	3/0/2/1
9. Rhode Island	11	44-52	84.6	36	26/10	8-10	1/3/2/0
10. Northeastern	11	38-44	86.4	30	20/10	8-10	0/1/3/0
11. James Madison	11	28-32	87.5	21	13/8	7-7	1/1/2/0
12. Towson	11	35-40	87.5	28	18/10	7-7	2/0/3/0

3RD-DN CONVERSIONS

	G	Conv	Att	Pct
1. Villanova	15	89	197	45.2
2. Hofstra	11	71	162	43.8
3. Massachusetts	11	67	159	42.1
4. Maine	11	70	167	41.9
5. Delaware	11	64	153	41.8
6. William and Mary	14	91	220	41.4
7. Richmond	13	70	171	40.9
8. James Madison	11	55	152	36.2
9. New Hampshire	13	68	193	35.2
10. Northeastern	11	49	163	30.1
11. Towson	11	45	154	29.2
12. Rhode Island	11	38	157	24.2

OPP 3RD-DN CONVERSIONS

	G	Conv	Att	Pct
1. William and Mary	14	56	199	28.1
2. Richmond	13	63	189	33.3
3. James Madison	11	55	154	35.7
4. Northeastern	11	51	142	35.9
5. Delaware	11	56	154	36.4
6. Massachusetts	11	56	152	36.8
7. Maine	11	58	151	38.4
8. New Hampshire	13	87	219	39.7
9. Hofstra	11	62	153	40.5
10. Villanova	15	91	222	41.0
11. Towson	11	64	151	42.4
12. Rhode Island	11	69	143	48.3

SACKS AGAINST

	G	Sacks	Yards
1. Massachusetts	11	17	130
2. James Madison	11	18	78
3. Richmond	13	18	123
4. Maine	11	20	106
5. William and Mary	14	21	127
6. Towson	11	24	156
7. Northeastern	11	25	181
8. Hofstra	11	26	135
9. Rhode Island	11	26	185
10. Delaware	11	27	169
11. New Hampshire	13	31	184
12. Villanova	15	36	203

FIELD GOALS

	G	Made	Att	Pct
1. Northeastern	11	6	6	1.000
2. Delaware	11	13	14	.929
3. Rhode Island	11	7	9	.778
4. Massachusetts	11	20	26	.769
5. New Hampshire	13	18	24	.750
6. Villanova	15	12	16	.750
7. Maine	11	9	12	.750
8. James Madison	11	10	14	.714
9. William and Mary	14	23	35	.657
10. Richmond	13	13	22	.591
11. Hofstra	11	9	18	.500
12. Towson	11	2	5	.400

PAT KICKING

	G	Made	Att	Pct
1. Massachusetts	11	33	33	1.000
2. Northeastern	11	22	22	1.000
3. Villanova	15	59	60	.983
4. William and Mary	14	39	40	.975
5. Hofstra	11	27	28	.964
6. Richmond	13	44	46	.957
7. New Hampshire	13	46	49	.939
8. Maine	11	28	30	.933
9. James Madison	11	26	28	.929
10. Rhode Island	11	25	27	.926
11. Delaware	11	29	32	.906
12. Towson	11	16	20	.800

TIME OF POSSESSION

	G	Total Time	Avg/G
1. Richmond	13	431:57	33:13
2. William and Mary	14	465:00	33:12
3. Hofstra	11	355:04	32:16
4. Villanova	15	469:10	31:16
5. Northeastern	11	340:46	30:58
6. Maine	11	333:32	30:19
7. James Madison	11	333:23	30:18
8. Massachusetts	11	328:27	29:51
9. Rhode Island	11	321:07	29:11
10. Towson	11	319:16	29:01
11. Delaware	11	314:38	28:36
12. New Hampshire	13	345:03	26:32

KICKOFF COVERAGE

	G	No.	Yds	Avg	Retn	TB	NetAvg
1. Villanova	15	88	5341	60.7	1211	13	44.0
2. New Hampshire	13	80	5014	62.7	1432	9	42.5
3. Massachusetts	11	61	3625	59.4	1074	3	40.8
4. Richmond	13	77	4465	58.0	1302	3	40.3
5. William and Mary	14	75	4343	57.9	1289	5	39.4
6. Maine	11	47	2703	57.5	798	4	38.8
7. James Madison	11	52	2947	56.7	875	5	37.9
8. Hofstra	11	49	2691	54.9	837	1	37.4
9. Rhode Island	11	48	2656	55.3	835	4	36.3
10. Delaware	11	54	3115	57.7	1149	1	36.0
11. Northeastern	11	39	2030	52.1	717	1	33.2
12. Towson	11	35	1995	57.0	880	1	31.3

NCAA FCS ranking in parentheses

2010 CAA Football

CAA Football Year-By-Year Standings



CAA Football Year-By-Year Champions

Year	Champion(s)	Conf.	Overall	Head Coach
2009	Richmond	7-1	11-2	Mike London
	Villanova	7-1	14-1	Andy Talley
2008	James Madison	8-0	12-2	Mickey Matthews
2007	Massachusetts	7-1	10-3	Don Brown
	Richmond	7-1	11-3	Dave Clawson
2006	Massachusetts	8-0	13-2	Don Brown
2005	New Hampshire	7-1	11-2	Sean McDonnell
	Richmond	7-1	9-4	Dave Clawson
2004	Delaware	7-1	9-4	K.C. Keeler
	James Madison	7-1	13-2	Mickey Matthews
	William and Mary	7-1	11-3	Jimmy Laycock
2003	Delaware	8-1	15-1	K.C. Keeler
	Massachusetts	8-1	10-3	Mark Whipple
2002	Maine	7-2	11-3	Jack Cosgrove
	Northeastern	7-2	10-3	Don Brown
2001	Hofstra	7-2	9-3	Joe Gardi
	Maine	7-2	9-3	Jack Cosgrove
	Villanova	7-2	8-3	Andy Talley
	William and Mary	7-2	8-4	Jimmy Laycock
2000	Delaware	7-1	12-2	Tubby Raymond
	Richmond	7-1	10-3	Jim Reid
1999	James Madison	7-1	8-4	Mickey Matthews
	Massachusetts	7-1	9-4	Mark Whipple
1998	Richmond	7-1	9-3	Jim Reid
1997	Villanova	8-0	12-1	Andy Talley
1996	William and Mary	7-1	10-3	Jimmy Laycock
1995	Delaware	8-0	11-2	Tubby Raymond
1994	New Hampshire	8-0	10-2	Bill Bowes
1993	Boston University	8-0	12-1	Dan Allen
1992	Delaware	7-1	11-3	Tubby Raymond
1991	Delaware	7-1	10-2	Tubby Raymond
	New Hampshire	7-1	10-2	Bill Bowes
	Villanova	7-1	10-2	Andy Talley
1990	Massachusetts	7-1	8-2-1	Jim Reid
1989	Connecticut	6-2	8-3	Tom Jackson
	Maine	6-2	9-3	Tom Lichtenberg
	Villanova	6-2	8-4	Andy Talley
1988	Delaware	6-2	7-5	Tubby Raymond
	Massachusetts	6-2	8-4	Jim Reid
1987	Maine	6-1	8-4	Tim Murphy
	Richmond	6-1	7-5	Dal Shealy
1986	Connecticut	5-2	8-3	Tom Jackson
	Delaware	5-2	9-4	Tubby Raymond
	Massachusetts	5-2	7-4	Jim Reid
1985	Rhode Island	5-0	10-3	Bob Griffin
1984	Boston University	4-1	9-3	Rick Taylor
	Rhode Island	4-1	10-3	Bob Griffin
1983	Boston University	4-1	9-4	Rick Taylor
	Connecticut	4-1	5-6	Tom Jackson
1982	Boston University	3-2	5-6	Rick Taylor
	Connecticut	3-2	5-6	Walt Nadzak
	Maine	3-2	7-4	Ronald Rogerson
	Massachusetts	3-2	5-6	Bob Pickett
1981	Massachusetts	4-1	6-3	Bob Pickett
	Rhode Island	4-1	6-6	Bob Griffin
1980	Boston University	5-0	9-2	Rick Taylor
1979	Boston University	4-1	8-1-1	Rick Taylor
	Massachusetts	4-1	6-4	Bob Pickett
1978	Massachusetts	5-0	9-4	Bob Pickett
1977	Massachusetts	5-0	8-3	Dick MacPherson
1976	New Hampshire	4-1	8-3	Bill Bowes
1975	New Hampshire	5-0	9-3	Bill Bowes
1974	Maine	4-2	4-6	Walter Abbott
	Massachusetts	4-2	5-6	Dick MacPherson
1973	Connecticut	5-0-1	8-2-1	Larry Naviaux
1972	Massachusetts	5-0	9-2	Dick MacPherson
1971	Connecticut	3-1-1	5-3-1	Bob Casciola
	Massachusetts	3-1-1	4-4-1	Dick MacPherson
1970	Connecticut	4-0-1	4-4-2	John Toner
1969	Massachusetts	5-0	6-3	Victor Fusia
1968	Connecticut	4-1	4-6	John Toner
	New Hampshire	4-1	6-2	Jim Root
1967	Massachusetts	5-0	7-2	Victor Fusia
1966	Massachusetts	5-0	6-3	Victor Fusia
1965	Maine	5-0	8-2	Harold Westerman
1964	Massachusetts	5-0	8-2	Victor Fusia
1963	Massachusetts	5-0	8-0-1	Victor Fusia
1962	New Hampshire	4-0-1	7-0-1	Chief Boston
1961	Maine	5-0	8-0-1	Harold Westerman
1960	Connecticut	3-1	5-4	Bob Ingalls
	Massachusetts	3-1	7-2	Charles Studley
1959	Connecticut	4-0	6-3	Bob Ingalls
1958	Connecticut	4-0	7-3	Bob Ingalls
1957	Connecticut	3-0-1	5-4-1	Bob Ingalls
	Rhode Island	3-0-1	5-2-1	Herb Maack
1956	Connecticut	3-0-1	6-2-1	Bob Ingalls
1955	Rhode Island	4-0-1	6-1-2	Hal Kopp
1954	New Hampshire	4-0	7-1	Chief Boston
1953	New Hampshire	3-1	6-2	Chief Boston
	Rhode Island	3-1	6-2	Hal Kopp
	Connecticut	3-1	5-3	Bob Ingalls
	Maine	3-1	4-3	Harold Westerman
	Rhode Island	3-1	7-1	Hal Kopp
1951	Maine	3-0-1	6-0-1	Harold Westerman
1950	New Hampshire	4-0	8-0	Chief Boston
1949	Connecticut	2-0-1	4-4-1	J.O. Christian
	Maine	2-0-1	2-4-1	David Nelson
1948	New Hampshire	3-1	5-3	Bill Glassford
1947	New Hampshire	4-0	8-1	Bill Glassford

2009

Champions: Richmond, Villanova

North Division	Conference	Overall	Pct.
New Hampshire*	6-2	10-3	.769
Maine	4-4	5-6	.455
Hofstra	3-5	5-6	.455
Massachusetts	3-5	5-6	.455
Northeastern	3-5	3-8	.273
Rhode Island	0-8	1-10	.091

South Division	Conference	Overall	Pct.
Villanova*§!#	7-1	14-1	.933
Richmond*	7-1	11-2	.846
William and Mary*	6-2	11-3	.786
Delaware	4-4	6-5	.545
James Madison	4-4	6-5	.545
Towson	1-7	2-9	.182

2008

Champions: James Madison

North Division	Conference	Overall	Pct.
New Hampshire*	6-2	10-3	.769
Maine*	5-3	8-5	.615
Massachusetts	4-4	7-5	.583
Hofstra	2-6	4-8	.333
Rhode Island	1-7	3-9	.250
Northeastern	1-7	2-10	.167

South Division	Conference	Overall	Pct.
James Madison*§	8-0	12-2	.857
Villanova*	7-1	10-3	.769
Richmond*§!#	6-2	13-3	.812
William and Mary	5-3	7-4	.636
Delaware	2-6	4-8	.333
Towson	1-7	3-9	.250

2007

Champions: Massachusetts, Richmond

North Division	Conference	Overall	Pct.
Massachusetts*	7-1	10-3	.769
Hofstra	4-4	7-4	.636
New Hampshire*	4-4	7-5	.636
Maine	3-5	4-7	.364
Northeastern	2-6	3-8	.273
Rhode Island	2-6	3-8	.273

South Division	Conference	Overall	Pct.
Richmond*§	7-1	11-3	.786
James Madison*	6-2	8-4	.667
Delaware*§!	5-3	11-4	.733
Villanova	5-3	7-4	.636
William and Mary	2-6	4-7	.364
Towson	1-7	3-8	.273

2006

Champion: Massachusetts

North Division	Conference	Overall	Pct.
Massachusetts*§!	8-0	13-2	.867
New Hampshire*	5-3	9-4	.692
Maine	5-3	6-5	.545
Northeastern	4-4	5-6	.455
Rhode Island	2-6	4-7	.364
Hofstra	1-7	2-9	.182

South Division	Conference	Overall	Pct.
James Madison*	7-1	9-3	.750
Villanova	5-3	6-5	.545
Towson	4-4	7-4	.636
Richmond	3-5	6-5	.545
Delaware	3-5	5-6	.455
William and Mary	1-7	3-8	.273

2005

Champions: New Hampshire, Richmond

North Division	Conference	Overall	Pct.
New Hampshire*	7-1	11-2	.846
Massachusetts	6-2	7-4	.636
Hofstra	5-3	7-4	.636
Maine	3-5	5-6	.455
Northeastern	2-6	2-9	.182
Rhode Island	2-6	4-7	.364

South Division	Conference	Overall	Pct.
Richmond*	7-1	9-4	.786
James Madison	5-3	7-4	.636
Delaware	3-5	6-5	.545
Towson	3-5	6-5	.545
William and Mary	3-5	5-6	.455
Villanova	2-6	4-7	.364

2004

Champions: Delaware, James Madison, William and Mary

North Division	Conference	Overall	Pct.
New Hampshire*	6-2	10-3	.768
Massachusetts	4-4	6-5	.545
Northeastern	4-4	5-6	.455
Hofstra	3-5	5-6	.455
Maine	3-5	5-6	.455
Rhode Island	2-6	4-7	.364

South Division	Conference	Overall	Pct.
William and Mary*§	7-1	11-3	.786
Delaware*	7-1	9-4	.692
James Madison*§!#	7-1	13-2	.867
Villanova	3-5	6-5	.545
Richmond	2-6	3-8	.273
Towson	0-8	3-8	.273

2003

Champions: Delaware, Massachusetts

North Division	Conference	Overall	Pct.
Delaware*§!#	8-1	15-1	.938
Massachusetts*	8-1	10-3	.769
Northeastern	6-3	8-4	.667
Maine	5-4	7-5	.583
Villanova	5-4	7-4	.636
William and Mary	4-4	5-5	.500
James Madison	4-5	6-6	.500
New Hampshire	3-6	5-7	.417
Rhode Island	3-6	4-8	.333
Hofstra	2-7	2-10	.167
Richmond	1-8	1-10	.182

2002

Champions: Maine, Northeastern

North Division	Conference	Overall	Pct.
Maine*	7-2	11-3	.786
Northeastern*	7-2	10-3	.769
Villanova*§	6-3	11-4	.733
Massachusetts	6-3	8-4	.667
William and Mary	5-4	6-5	.545
Delaware	4-5	6-6	.500
Hofstra	4-5	6-6	.500
Richmond	4-5	4-7	.364
James Madison	3-6	5-7	.417
New Hampshire	2-7	3-8	.273
Rhode Island	1-8	3-9	.250

* - NCAA Playoff Participant | § - NCAA Playoff Semifinalist

! - NCAA Playoff Finalist | # - NCAA Champion



2010 CAA Football

CAA Football Year-By-Year Standings

2001

Champions: Hofstra, Maine, Villanova

William and Mary

	Conference	Overall	Pct.
Hofstra*	7-2	9-3	.750
Maine*	7-2	9-3	.750
Villanova	7-2	8-3	.727
William and Mary*	7-2	8-4	.667
Rhode Island	6-3	8-3	.727
Delaware	4-5	4-6	.400
Northeastern	4-5	5-6	.455
Massachusetts	3-6	3-8	.273
Richmond	3-6	3-8	.273
New Hampshire	2-7	4-7	.364
James Madison	0-9	2-9	.182

2000

Champions: Delaware, Richmond

	Conference	Overall	Pct.
Delaware*\$	7-1	12-2	.857
Richmond*	7-1	10-3	.769
Massachusetts	5-3	7-4	.636
James Madison	4-4	6-5	.545
New Hampshire	4-4	6-5	.545
William and Mary	4-4	5-6	.455
Maine	3-5	5-6	.455
Villanova	3-5	5-6	.455
Rhode Island	2-6	3-8	.273
Northeastern	1-7	4-7	.364

1999

Champions: James Madison, Massachusetts

	Conference	Overall	Pct.
James Madison*	7-1	8-4	.667
Massachusetts*	7-1	9-4	.692
Villanova	6-2	7-4	.636
Delaware	5-3	7-4	.636
William and Mary	5-3	6-5	.545
Connecticut	3-5	4-7	.364
Maine	3-5	4-7	.364
New Hampshire	3-5	5-6	.455
Richmond	3-5	5-6	.455
Northeastern	1-7	2-9	.222
Rhode Island	1-7	1-10	.091

1998

Champion: Richmond

	Conference	Overall	Pct.
Connecticut*	6-2	10-3	.769
Massachusetts*\$!#	6-2	12-3	.800
Maine	3-5	6-5	.546
New Hampshire	3-5	4-7	.364
Rhode Island	2-6	3-8	.273

Mid-Atlantic Division

Richmond*	7-1	9-3	.750
Delaware	4-4	7-4	.636
Villanova	4-4	6-5	.546
William and Mary	4-4	7-4	.636
Northeastern	3-5	5-6	.454
James Madison	2-6	3-8	.273

1997

Champion: Villanova

	Conference	Overall	Pct.
New Hampshire	5-3	5-6	.454
Connecticut	4-4	7-4	.636
Maine	4-4	5-6	.454
Rhode Island	2-6	2-9	.182
Boston University	1-7	1-10	.090
Massachusetts	1-7	2-9	.182

Mid-Atlantic Division

Villanova*	8-0	12-1	.923
Delaware*\$	7-1	12-2	.857
Northeastern	5-3	8-3	.727
Richmond	4-4	6-5	.545
William and Mary	4-4	7-4	.636
James Madison	3-5	5-6	.454

1996

Champion: William and Mary

	Conference	Overall	Pct.
New England Division			
New Hampshire	6-2	8-3	.727
Maine	5-3	7-4	.636
Massachusetts	4-4	6-5	.545
Connecticut	3-5	5-6	.454
Rhode Island	2-6	4-7	.364
Boston University	0-8	1-10	.091

Mid-Atlantic Division

William and Mary*	7-1	10-3	.769
Villanova*	6-2	8-4	.667
Delaware*	6-2	8-4	.667
James Madison	5-3	7-4	.636
Northeastern	3-5	6-5	.545
Richmond	1-7	2-9	.182

1995

Champion: Delaware

	Conference	Overall	Pct.
New England Division			
Rhode Island	6-2-0	7-4-0	.636
Connecticut	5-3-0	8-3-0	.727
New Hampshire	4-4-0	6-5-0	.545
Massachusetts	3-5-0	6-5-0	.545
Boston University	1-7-0	3-8-0	.273
Maine	1-7-0	3-8-0	.273

Mid-Atlantic Division

Delaware*	8-0-0	11-2-0	.846
James Madison*	6-2-0	8-4-0	.667
William and Mary	5-3-0	7-4-0	.636
Richmond	5-3-0	7-3-1	.682
Villanova	2-6-0	3-8-0	.273
Northeastern	2-6-0	4-7-0	.364

1994

Champion: New Hampshire

	Conference	Overall	Pct.
New England Division			
New Hampshire*	8-0-0	10-2-0	.833
Boston University*	6-2-0	9-3-0	.750
Connecticut	4-4-0	4-7-0	.364
Massachusetts	4-4-0	5-6-0	.455
Rhode Island	2-6-0	2-9-0	.182
Maine	2-6-0	3-8-0	.273

Mid-Atlantic Division

James Madison*	6-2-0	10-3-0	.769
William and Mary	6-2-0	8-3-0	.727
Delaware	5-3-0	7-3-1	.682
Villanova	2-6-0	5-6-0	.455
Northeastern	2-6-0	2-9-0	.181
Richmond	1-7-0	3-8-0	.273

1993

Champion: Boston University

	Conference	Overall	Pct.
New England Division			
Boston University*	8-0-0	12-1-0	.923
Massachusetts	6-2-0	9-2-0	.818
Connecticut	5-3-0	6-5-0	.545
New Hampshire	4-4-0	6-5-0	.545
Rhode Island	2-6-0	4-7-0	.364
Maine%	0-8-0%	0-11-0%	.000%

Mid-Atlantic Division

William and Mary*	7-1-0	9-3-0	.750
Delaware*	6-2-0	9-4-0	.692
James Madison	4-4-0	6-5-0	.545
Richmond	3-5-0	5-6-0	.455
Northeastern	2-6-0	2-9-0	.181
Villanova	1-7-0	3-8-0	.273

% - forfeited two Conference wins, three overall

1992

Champion: Delaware

	Conference	Overall	Pct.
Delaware*\$	7-1-0	11-3-0	.786
Villanova*	6-2-0	9-3-0	.750
Massachusetts	5-3-0	7-3-0	.700
Richmond	5-3-0	7-4-0	.636
Maine	4-4-0	6-5-0	.545
Connecticut	4-4-0	5-6-0	.455
New Hampshire	3-5-0	5-5-1	.500
Boston University	2-6-0	3-8-0	.273
Rhode Island	0-8-0	1-10-0	.091

1991

Champions: Delaware, Villanova, New Hampshire

	Conference	Overall	Pct.
Delaware*	7-1-0	10-2-0	.833
Villanova*	7-1-0	10-2-0	.833
New Hampshire*	7-1-0	9-3-0	.750
Rhode Island	3-5-0	6-5-0	.545
Massachusetts	3-5-0	4-7-0	.364
Boston University	3-5-0	4-7-0	.364
Maine	2-6-0	3-8-0	.273
Connecticut	2-6-0	3-8-0	.273
Richmond	2-6-0	2-9-0	.182

1990

Champion: Massachusetts

	Conference	Overall	Pct.
Massachusetts*	7-1-0	8-2-1	.772
New Hampshire	5-3-0	7-3-1	.682
Delaware	5-3-0	6-5-0	.545
Connecticut	5-3-0	6-5-0	.545
Villanova	5-3-0	6-5-0	.545
Boston University	4-4-0	5-6-0	.455
Maine	2-6-0	3-8-0	.273
Rhode Island	2-6-0	5-6-0	.455
Richmond	1-7-0	1-10-0	.091

1989

Champions: Maine, Villanova, Connecticut

	Conference	Overall	Pct.
Maine*	6-2-0	9-3-0	.750
Villanova*	6-2-0	8-4-0	.667
Connecticut	6-2-0	8-3-0	.727
New Hampshire	5-3-0	7-3-0	.700
Delaware	5-3-0	7-4-0	.636
Boston University	4-4-0	4-7-0	.364
Massachusetts	3-5-0	5-5-1	.500
Rhode Island	1-7-0	3-8-0	.273
Richmond	0-8-0	1-10-0	.091

1988

Champions: Delaware, Massachusetts

	Conference	Overall	Pct.
Delaware*	6-2-0	7-5-0	.583
Massachusetts*	6-2-0	8-4-0	.667
Connecticut	4-4-0	7-4-0	.636
Maine	4-4-0	7-4-0	.636
New Hampshire	4-4-0	6-5-0	.545
Villanova	4-4-0	5-5-1	.500
Boston University	3-5-0	4-7-0	.364
Rhode Island	3-5-0	3-8-0	.273
Richmond	2-6-0	4-7-0	.364

1987

Champions: Richmond, Maine

	Conference	Overall	Pct.
Richmond*	6-1-0	7-5-0	.583
Maine*	6-1-0	8-4-0	.667
Connecticut	5-2-0	7-4-0	.636
New Hampshire	4-3-0	7-3-0	.700
Delaware	2-5-0	5-6-0	.455
Massachusetts	2-5-0	3-8-0	.273
Boston University	2-5-0	3-8-0	.273
Rhode Island	1-6-0	1-10-0	.091

* - NCAA Playoff Participant | \$ - NCAA Playoff Semifinalist

! - NCAA Playoff Finalist | # - NCAA Champion

2010 CAA Football

CAA Football Year-By-Year Standings

1986
Champions: Delaware, Massachusetts, Connecticut

	Conference	Overall	Pct.
Delaware*	5-2-0	9-4-0	.692
Massachusetts	5-2-0	7-4-0	.636
Connecticut	5-2-0	8-3-0	.727
New Hampshire	4-3-0	7-4-0	.636
Maine	3-4-0	7-4-0	.636
Richmond	3-4-0	4-7-0	.364
Boston University	3-4-0	4-7-0	.364
Rhode Island	0-7-0	1-10-0	.091

1985
Champion: Rhode Island

	Conference	Overall	Pct.
Rhode Island*	5-0-0	10-3-0	.769
Massachusetts	4-1-0	7-4-0	.636
New Hampshire	2-3-0	6-4-0	.600
Maine	2-3-0	6-5-0	.545
Connecticut	1-4-0	4-5-0	.444
Boston University	1-4-0	3-8-0	.273

1984
Champions: Rhode Island, Boston University

	Conference	Overall	Pct.
Rhode Island*\$	4-1-0	10-3-0	.769
Boston University*	4-1-0	9-3-0	.750
New Hampshire	3-2-0	9-2-0	.818
Maine	2-3-0	5-6-0	.455
Connecticut	1-4-0	3-8-0	.273
Massachusetts	1-4-0	3-8-0	.273

1983
Champions: Boston University, Connecticut

	Conference	Overall	Pct.
Boston University*	4-1-0	9-4-0	.692
Connecticut	4-1-0	5-6-0	.455
New Hampshire	3-2-0	7-3-0	.700
Rhode Island	2-3-0	6-4-0	.600
Massachusetts	2-3-0	3-8-0	.273
Maine	0-5-0	4-6-0	.400

1982
Champions: Boston University, Maine, Connecticut, Massachusetts

	Conference	Overall	Pct.
Boston University*	3-2-0	5-6-0	.455
Maine	3-2-0	7-4-0	.636
Connecticut	3-2-0	5-6-0	.455
Massachusetts	3-2-0	5-6-0	.455
Rhode Island	2-3-0	7-4-0	.636
New Hampshire	1-4-0	4-6-0	.400

1981
Champions: Rhode Island, Massachusetts

	Conference	Overall	Pct.
Rhode Island*	4-1-0	6-6-0	.500
Massachusetts	4-1-0	6-3-0	.667
Boston University	3-2-0	6-5-0	.545
New Hampshire	2-3-0	7-3-0	.700
Connecticut	1-4-0	4-7-0	.364
Maine	1-4-0	3-7-1	.318

1980
Champion: Boston University

	Conference	Overall	Pct.
Boston University	5-0-0	9-2-0	.818
Massachusetts	4-1-0	7-3-0	.700
Connecticut	3-2-0	7-3-0	.700
New Hampshire	2-3-0	6-4-0	.600
Maine	1-4-0	4-7-0	.364
Rhode Island	0-5-0	2-9-0	.181

1979
Champions: Boston University, Massachusetts

	Conference	Overall	Pct.
Massachusetts	4-1-0	6-4-0	.600
Boston University	4-1-0	8-1-1	.850
Connecticut	3-1-1	3-6-2	.364
New Hampshire	2-2-1	5-4-2	.545
Rhode Island	1-4-0	1-9-1	.136
Maine	0-5-0	2-9-0	.181

1978
Champion: Massachusetts

	Conference	Overall	Pct.
Massachusetts*\$!	5-0-0	9-4-0	.692
Rhode Island	3-2-0	7-3-0	.700
Connecticut	3-2-0	4-7-0	.569
Boston University	2-3-0	6-4-0	.600
New Hampshire	1-3-1	6-4-1	.591
Maine	0-4-1	3-7-1	.318

1977
Champion: Massachusetts

	Conference	Overall	Pct.
Massachusetts	5-0-0	8-3-0	.727
Rhode Island	4-1-0	6-5-0	.545
New Hampshire	3-2-0	8-2-0	.800
Boston University	1-4-0	3-7-0	.300
Maine	1-4-0	3-7-0	.300
Connecticut	1-4-0	1-10-0	.091

1976
Champion: New Hampshire

	Conference	Overall	Pct.
New Hampshire	4-1-0	8-3-0	.727
Massachusetts	3-2-0	5-5-0	.500
Boston University	2-3-0	3-7-0	.300
Maine	2-3-0	6-5-0	.545
Rhode Island	2-3-0	3-5-0	.375
Connecticut	2-3-0	2-9-0	.182

1975
Champion: New Hampshire

	Conference	Overall	Pct.
New Hampshire	5-0-0	9-3-0	.750
Massachusetts	4-1-0	8-2-0	.800
Connecticut	3-2-0	4-7-0	.364
Boston University	1-4-0	5-6-0	.454
Maine	1-4-0	4-6-0	.400
Rhode Island	1-4-0	2-8-0	.200

1974
Champions: Maine, Massachusetts

	Conference	Overall	Pct.
Maine	4-2-0	4-6-0	.400
Massachusetts	4-2-0	5-6-0	.454
Boston University	3-3-0	5-4-1	.545
Connecticut	3-3-0	4-6-0	.400
New Hampshire	3-3-0	5-4-0	.555
Rhode Island	3-3-0	5-5-0	.500
Vermont	1-5-0	4-6-0	.400

1973
Champion: Connecticut

	Conference	Overall	Pct.
Connecticut	5-0-1	8-2-1	.778
Rhode Island	4-1-1	6-2-2	.700
Massachusetts	4-2-0	6-5-0	.545
New Hampshire	2-3-0	4-5-0	.444
Maine	2-4-0	3-7-0	.300
Boston University	1-4-0	3-7-0	.300
Vermont	1-5-0	3-6-0	.333

1972
Champion: Massachusetts

	Conference	Overall	Pct.
Massachusetts	5-0-0	9-2-0	.818
Connecticut	4-1-0	4-5-0	.444
Vermont	3-2-0	4-5-0	.444
New Hampshire	2-3-0	4-5-0	.444
Maine	1-4-0	3-6-0	.333
Rhode Island	0-5-0	3-7-0	.300

1971
Champions: Connecticut, Massachusetts

	Conference	Overall	Pct.
Connecticut	3-1-1	5-3-1	.611
Massachusetts	3-1-1	4-4-1	.500
New Hampshire	3-2-0	4-4-1	.500
Rhode Island	2-3-0	3-6-0	.333
Vermont	2-3-0	2-7-0	.286
Maine	1-4-0	2-6-0	.250

1970
Champion: Connecticut

	Conference	Overall	Pct.
Connecticut	4-0-1	4-4-2	.500
Massachusetts	3-1-1	4-5-1	.444
New Hampshire	3-2-0	5-3-0	.375
Rhode Island	3-2-0	5-3-0	.625
Maine	1-4-0	3-5-0	.375
Vermont	0-5-0	0-9-0	.000

1969
Champion: Massachusetts

	Conference	Overall	Pct.
Massachusetts	5-0-0	6-3-0	.667
Connecticut	3-2-0	5-4-0	.556
Maine	3-2-0	5-4-0	.556
Vermont	2-3-0	3-6-0	.333
New Hampshire	1-4-0	3-5-0	.375
Rhode Island	1-4-0	3-6-0	.333

1968
Champions: New Hampshire, Connecticut

	Conference	Overall	Pct.
New Hampshire	4-1-0	6-2-0	.750
Connecticut	4-1-0	4-6-0	.400
Rhode Island	2-3-0	3-6-0	.333
Massachusetts	2-3-0	2-8-0	.200
Maine	2-3-0	3-5-0	.375
Vermont	1-4-0	3-6-0	.333

1967
Champion: Massachusetts

	Conference	Overall	Pct.
Massachusetts	5-0-0	7-2-0	.777
Connecticut	4-1-0	5-4-0	.555
Rhode Island	2-2-1	6-2-1	.722
New Hampshire	2-3-0	5-3-0	.625
Vermont	1-3-1	3-5-1	.389
Maine	0-5-0	0-8-0	.000

1966
Champion: Massachusetts

	Conference	Overall	Pct.
Massachusetts	5-0-0	6-3-0	.667
Vermont	3-2-0	6-2-0	.750
Connecticut	2-2-1	2-6-1	.277
Maine	2-3-0	4-5-0	.444
Rhode Island	1-3-1	1-7-1	.167
New Hampshire	1-4-0	2-6-0	.250

* - NCAA Playoff Participant | \$ - NCAA Playoff Semifinalist
! - NCAA Playoff Finalist | # - NCAA Champion



2010 CAA Football

CAA Football Year-By-Year Standings

1965

Champion: Maine

	Conference	Overall	Pct.
Maine	5-0-0	8-2-0	.800
Massachusetts	4-1-0	7-2-0	.778
Connecticut	2-2-0	3-6-0	.333
Vermont	2-2-0	6-2-0	.750
Rhode Island	1-4-0	2-7-0	.222
New Hampshire	0-5-0	0-8-0	.000

1964

Champion: Massachusetts

	Conference	Overall	Pct.
Massachusetts	5-0-0	8-2-0	.800
Vermont	4-1-0	7-1-0	.875
Connecticut	3-1-1	4-4-1	.500
Maine	2-3-0	5-3-0	.625
Rhode Island	1-4-0	3-7-0	.300
New Hampshire	0-4-1	1-6-1	.188

1963

Champion: Massachusetts

	Conference	Overall	Pct.
Massachusetts	5-0-0	8-0-1	.944
Maine	3-2-0	5-3-0	.625
Vermont	2-2-0	6-2-0	.750
Rhode Island	2-3-0	4-5-0	.444
Connecticut	1-3-0	2-6-0	.250
New Hampshire	1-4-0	2-6-0	.250

1962

Champion: New Hampshire

	Conference	Overall	Pct.
New Hampshire	4-0-1	7-0-1	.938
Massachusetts	4-1-0	6-3-0	.666
Connecticut	2-2-0	3-6-0	.333
Vermont	1-3-0	3-5-0	.375
Rhode Island	1-3-1	2-5-2	.333
Maine	1-4-0	4-4-0	.500

1961

Champion: Maine

	Conference	Overall	Pct.
Maine	5-0-0	8-0-1	.944
Massachusetts	3-1-0	5-4-0	.555
Connecticut	2-2-0	2-7-0	.222
New Hampshire	1-3-0	3-5-0	.375
Rhode Island	1-4-0	2-6-1	.277
Vermont	0-2-0	3-3-1	.500

1960

Champions: Connecticut, Massachusetts

	Conference	Overall	Pct.
Connecticut	3-1-0	5-4-0	.555
Massachusetts	3-1-0	7-2-0	.777
Maine	3-2-0	4-3-1	.563
New Hampshire	2-2-0	4-3-0	.571
Rhode Island	1-4-0	3-5-0	.375
Vermont	0-2-0	1-6-0	.143

1959

Champion: Connecticut

	Conference	Overall	Pct.
Connecticut	4-0-0	6-3-0	.667
Massachusetts	2-2-0	3-5-1	.438
Maine	1-2-2	3-3-2	.500
New Hampshire	1-2-1	3-3-2	.500
Rhode Island	1-2-1	3-5-1	.438
Vermont	0-1-0	4-3-0	.571

1958

Champion: Connecticut

	Conference	Overall	Pct.
Connecticut	4-0-0	7-3-0	.700
Maine	3-1-0	6-2-0	.750
Rhode Island	2-2-0	4-4-0	.500
Massachusetts	1-3-0	2-6-0	.250
New Hampshire	0-4-0	2-6-0	.250
Vermont	0-0-0	2-4-1	.357

1957

Champions: Rhode Island, Connecticut

	Conference	Overall	Pct.
Rhode Island	3-0-1	5-2-1	.688
Connecticut	3-0-1	5-4-1	.550
Maine	2-2-0	4-4-0	.500
Massachusetts	1-2-1	1-5-1	.214
New Hampshire	0-3-1	0-7-1	.000
Vermont	0-2-0	2-5-0	.286

1956

Champion: Connecticut

	Conference	Overall	Pct.
Connecticut	3-0-1	6-2-1	.777
Maine	3-1-0	5-2-0	.714
New Hampshire	2-1-1	3-4-1	.438
Vermont	1-2-0	2-5-0	.286
Massachusetts	1-3-0	2-5-1	.313
Rhode Island	1-4-0	2-6-0	.250

1955

Champion: Rhode Island

	Conference	Overall	Pct.
Rhode Island	4-0-1	6-1-2	.777
Maine	2-1-1	5-1-1	.786
New Hampshire	1-1-2	2-4-2	.375
Connecticut	2-2-0	4-4-0	.500
Massachusetts	1-3-0	4-4-0	.500
Vermont	0-3-0	3-3-1	.500

1954

Champion: New Hampshire

	Conference	Overall	Pct.
New Hampshire	4-0-0	7-1-0	.875
Rhode Island	3-1-0	6-2-0	.750
Maine	2-2-0	5-2-0	.714
Vermont	1-1-0	3-3-1	.500
Massachusetts	1-3-0	4-4-0	.500
Connecticut	0-4-0	1-8-0	.111

1953

Champions: New Hampshire, Rhode Island

	Conference	Overall	Pct.
New Hampshire	3-1-0	6-2-0	.750
Rhode Island	3-1-0	6-2-0	.750
Connecticut	2-1-1	3-4-1	.438
Maine	1-2-1	4-2-1	.643
Massachusetts	0-3-0	1-7-0	.125
Vermont	0-1-0	3-3-1	.500

1952

Champions: Rhode Island, Connecticut, Maine

	Conference	Overall	Pct.
Rhode Island	3-1-0	7-1-0	.875
Connecticut	3-1-0	5-3-0	.625
Maine	3-1-0	4-3-0	.571
Massachusetts	1-2-0	4-3-1	.563
New Hampshire	0-4-0	3-4-1	.438
Vermont	0-1-0	2-5-0	.286

1951

Champion: Maine

	Conference	Overall	Pct.
Maine	3-0-1	6-0-1	.929
Connecticut	2-1-0	4-4-0	.500
New Hampshire	1-2-1	5-2-1	.688
Rhode Island	1-3-0	3-5-0	.375
Vermont	0-3-0	0-7-0	.000
Massachusetts	2-0-0	3-4-1	.438

1950

Champion: New Hampshire

	Conference	Overall	Pct.
New Hampshire	4-0-0	8-0-0	1.000
Maine	3-1-0	5-1-1	.786
Rhode Island	2-2-0	3-5-0	.375
Vermont	0-3-0	2-5-0	.286
Connecticut	0-3-0	3-5-0	.375
Massachusetts	1-1-0	3-5-0	.375

1949

Champions: Connecticut, Maine

	Conference	Overall	Pct.
Connecticut	2-0-1	4-4-1	.500
Maine	2-0-1	2-4-1	.357
New Hampshire	1-3-0	4-4-0	.500
Rhode Island	0-4-0	0-8-0	.000
Vermont	2-0-0	6-2-0	.750
Massachusetts	1-1-0	3-5-0	.375

1948

Champion: New Hampshire

	Conference	Overall	Pct.
New Hampshire	3-1-0	5-3-0	.625
Connecticut	2-1-0	3-5-0	.375
Maine	1-2-0	4-3-0	.571
Rhode Island	0-4-0	2-5-1	.313
Vermont	1-1-0	4-3-1	.563
Massachusetts	2-0-0	3-4-1	.438

1947

Champion: New Hampshire

	Conference	Overall	Pct.
New Hampshire	4-0-0	8-1-0	.889
Maine	2-1-0	6-1-0	.857
Connecticut	1-2-0	4-4-0	.500
Rhode Island	1-3-0	3-4-0	.429
Massachusetts	0-1-1	3-4-1	.438
Vermont	0-1-1	3-4-1	.438

JMU celebrates its 2008 CAA Football Championship

* - NCAA Playoff Participant | \$ - NCAA Playoff Semifinalist
! - NCAA Playoff Finalist | # - NCAA Champion

2010 CAA Football

CAA Football All-Time Coaching Records



Coach	Years	--- OVERALL ---		-- CONFERENCE --	
		Record	Pct.	Record	Pct.
1. Biff Glassford (UNH)	1946-1948	19-5-1	.780	7-1	.875
2. Vic Fusia (UMass)	1961-1970	59-32-2	.645	41-7-1	.847
3. Mike London (UR)	2008-2009	24-5	.828	13-3	.813
4. David Nelson (UM)	1949-1950	7-5-2	.571	5-1-1	.786
5. Dick MacPherson (UMass)	1971-1977	45-27-1	.623	28-8-1	.770
6. Bob Casciola (UC)	1971-1972	9-8-1	.528	7-2-1	.750
Tom Lichtenberg (UM)	1989	9-3	.750	6-2	.750
Charles Studley (UMass)	1960	7-2	.778	3-1	.750
9. Hal Kopp (URI)	1950, 52-55	28-11-2	.718	15-5-1	.738
10. Bob Pickett (UMass)	1978-1983	36-28	.563	22-8	.733
11. John Toner (UC)	1966-1970	20-24-3	.457	17-6-2	.720
12. Harold "Tubby" Raymond (UD)	1966-2001	300-119-3	.714	89-38	.701
13. Mark Whipple (UMass)	1998-2003	49-26	.653	35-16	.686
14. Tim Murphy (UM)	1987-1988	15-8	.652	10-5	.667
15. Rick Taylor (BU)	1977-1984	55-32-1	.631	26-14	.650
Thomas Eck (UMass)	1945, 47-51	17-23-4	.432	6-3-1	.650
17. Bob Ingalls (UC)	1952-1963	49-54-3	.476	29-16-3	.635
18. Don Brown (NU, UMass)	2000-03, 04-08	70-39	.642	47-28	.627
Northwestern	2000-2003	27-20	.574	18-17	.514
Massachusetts	2004-2008	42-19	.689	29-11	.725
19. Rip Scherer (JMU)	1991-1994	29-19	.604	10-6	.625
20. Larry Naviaux (UC)	1973-1976	18-24-1	.430	13-8-1	.614
21. J.O. Christian (UC)	1934-1949	66-51-4	.562	5-3-1	.611
22. Mickey Matthews (JMU)	1999-	82-51	.617	55-36	.604
Hal Westerman (UM)	1951-1966	80-38-7	.668	41-26-5	.604
24. Andy Talley (VU)	1985-	179-102-1	.637	107-72	.598
25. Jimmye Laycock (WM)	1980-	200-141-2	.586	82-56	.594
Dave Clawson (UR)	2004-2007	29-20	.592	19-13	.594
27. Bill Bowes (UNH)	1972-1998	175-106-5	.621	97-74-2	.567
28. Rick Forzano (UC)	1964-1965	7-10-1	.417	4-3-1	.563
29. Skip Holtz (UC)	1994-1998	34-23	.597	22-18	.550
Jim Root (UNH)	1968-1971	18-14-1	.561	11-9	.550
31. K.C. Keeler (UD)	2002-	62-39	.614	36-30	.545
Tom Jackson (UC)	1983-1993	62-57	.521	42-35	.545
33. Sean McDonnell (UNH)	1999-	80-53	.602	48-43	.527
34. Jim Reid (UMass, UR)	1986-91, 95-03	84-82-3	.506	61-60	.504
Massachusetts	1986-1991	36-29-2	.552	26-20	.565
Richmond	1995-2003	48-53-1	.475	35-40	.467
35. Dan Allen (BU)	1990-1995	36-33	.522	24-24	.500
Alex Wood (JMU)	1995-1998	23-22	.511	16-16	.500
Dal Shealy (UR)	1980-1988	43-57	.430	11-11	.500
Bob Stull (UMass)	1984-1985	10-12	.455	5-5	.500
George Allen (UM)	1941, 46-48	16-11-2	.586	3-3	.500
40. Joe Gardi (HOF)	2001-2005	119-62-2	.656	21-22	.488
41. Walt Nadzak (UC)	1977-1982	24-39-2	.385	14-15-1	.483
42. Mike Hodges (UMass)	1992-1997	35-30	.538	23-25	.479
43. Jack Cosgrove (UM)	1993-	93-101	.479	63-76	.453
Chris Palmer (BU)	1988-1989	8-14	.364	7-9	.438
45. Chief Boston (UNH)	1949-1964	60-57-10	.512	25-34-8	.433
46. Bob Clifford (VER)	1962-1969	37-29-1	.560	15-20-1	.431
47. Jack Gregory (URI)	1970-1975	22-33-2	.404	13-18-1	.422
Buddy Teevens (UM)	1985-1986	13-9	.591	5-7	.417
49. Herb Maack (URI)	1956-1960	17-22-2	.439	8-12-2	.409
50. Kevin Morris (UMass)	2009-	5-6	.455	3-5	.375
Randy Edsall (UC)	1999	4-7	.364	3-5	.375
51. Bob Griffin (URI)	1976-1992	79-107-1	.425	37-67	.356
53. Rocky Hager (NU)	2004-2009	20-47	.299	16-32	.333
Kirk Ferentz (UM)	1990-1992	12-21	.363	8-16	.333
Paul Kemp (BU)	1973-1976	16-24-1	.402	7-14	.333
Arthur Valpey (UC)	1950-1951	7-9	.438	2-4	.333
57. Barry Gallup (NU)	1991-1999	38-60-1	.389	18-38	.321
58. Walter Abbott (UM)	1967-1975	27-53	.338	15-32	.319
59. Steve Stetson (BU)	1985-1987	10-23	.303	6-13	.316
60. Jack Zilly (URI)	1963-1969	21-41-2	.344	10-23-2	.314
61. Dave Cohen (HOF)	2006-2009	18-27	.400	10-22	.313
62. Floyd Keith (URI)	1993-1999	23-53	.303	17-39	.304
63. Ron Rogerson (UM)	1981-1984	19-23-1	.454	6-14	.300
Joe Yukica (UNH)	1966-1967	7-9	.438	3-7	.300
65. Tim Stowers (URI)	2000-2007	33-57	.367	20-47	.299
66. Carl Falivene (VER)	1972-1974	11-17	.393	5-12	.294
67. John C. Evans (VER)	1947-1951	15-21-2	.421	3-8-1	.292
68. Charlie O' Rourke (UMass)	1952-1959	21-39-4	.359	8-21-1	.283
69. Jim Marshall (UR)	1989-1994	19-47	.288	12-36	.250
John Chironna (URI)	1961-1962	4-11-3	.306	2-7-1	.250
Ed Doherty (URI)	1951	3-5	.375	1-3	.250
72. Gordy Combs (TU)	2004-2008	22-34	.393	9-31	.225
73. Joe Scannella (VER)	1970-1971	2-16	.111	2-8	.200
74. Jack Bicknell (UM)	1976-1980	18-35-1	.343	4-20-1	.180
75. Rob Ambrose (TU)	2009-	2-9	.182	1-7	.125
Darren Rizzi (URI)	2008	3-9	.250	1-7	.125
77. Ed Donnelly (VER)	1952-1961	25-40-5	.393	2-15	.118
78. Bill Beck (URI)	1941, 46-49	12-22-2	.361	1-11	.083
79. Tom Masella (BU)	1996-1997	2-20	.091	1-15	.063
80. Joe Trainer (URI)	2009-	1-10	.100	0-8	.000
Andy Mooradian (UNH)	1965	0-8	.000	0-5	.000

CAA All-Time Wins	
1. Andy Talley (VU)	107
2. Bill Bowes (UNH)	97
3. Harold "Tubby" Raymond (UD)	89
4. Jimmye Laycock (WM)	82
5. Jack Cosgrove (UM)	63
6. Jim Reid (UMass, UR)	61
7. Mickey Matthews (JMU)	55
8. Sean McDonnell (UNH)	48
Don Brown (NU, UMass)	47
10. Tom Jackson (UC)	42
11. Hal Westerman (UM)	41
Vic Fusia (UMass)	41
13. Bob Griffin (URI)	37
14. K.C. Keeler (UD)	36
15. Mark Whipple (UMass)	35
16. Bob Ingalls (UC)	29
17. Dick MacPherson (UMass)	28
18. Rick Taylor (BU)	26
19. Chief Boston (UNH)	25
20. Dan Allen (BU)	24
21. Mike Hodges (UMass)	23
22. Skip Holtz (UC)	22
Bob Pickett (UMass)	22
24. Joe Gardi (HOF)	21
25. Tim Stowers (URI)	20
26. Dave Clawson (UR)	19
27. Barry Gallup (NU)	18
28. Floyd Keith (URI)	17
John Toner (UC)	17
30. Rocky Hager (NU)	16
Alex Wood (JMU)	16
32. Walter Abbott (UM)	15
Bob Clifford (VER)	15
Hal Kopp (URI)	15
35. Walt Nadzak (UC)	14
36. Mike London (UR)	13
Jack Gregory (URI)	13
Larry Naviaux (UC)	13
39. Jim Marshall (UR)	12
40. Jim Root (UNH)	11
Dal Shealy (UR)	11
42. Dave Cohen (HOF)	10
Tim Murphy (UM)	10
Rip Scherer (JMU)	10
Jack Zilly (URI)	10
46. Gordy Combs (TU)	9
47. Kirk Ferentz (UM)	8
Herb Maack (URI)	8
Charlie O' Rourke (UMass)	8
50. Bob Casciola (UC)	7
Biff Glassford (UNH)	7
Paul Kemp (BU)	7
Chris Palmer (BU)	7
54. Thomas Eck (UMass)	6
Tom Lichtenberg (UM)	6
Ron Rogerson (UM)	6
Steve Stetson (BU)	6
58. J.O. Christian (UC)	5
Carl Falivene (VER)	5
David Nelson (UM)	5
Bob Stull (UMass)	5
Buddy Teevens (UM)	5
63. Jack Bicknell (UM)	4
Rick Forzano (UC)	4
65. Kevin Morris (UMass)	3
George Allen (UM)	3
Randy Edsall (UC)	3
John C. Evans (VER)	3
Charles Studley (UMass)	3
Joe Yukica (UNH)	3
71. John Chironna (URI)	2
Ed Donnelly (VER)	2
Joe Scannella (VER)	2
Arthur Valpey (UC)	2
75. Rob Ambrose (TU)	1
Darren Rizzi (URI)	1
Bill Beck (URI)	1
Ed Doherty (URI)	1
Tom Masella (BU)	1
80. Joe Trainer (URI)	0
Andy Mooradian (UNH)	0

All-Time CAA Football Passing Records



**New Hampshire's
Ricky Santos**

Yards Gained - Game			
Yards	Name (School)	Opponent	Date
566	Tom Ehrhardt (URI)	Connecticut	11/16/85
560	Bobby Seck (HOF)	Rhode Island	9/25/04
556	Matt Nagy (UD)	Connecticut	11/7/98
538	Ricky Santos (UNH)	Villanova	10/2/04
522	Mickey Fein (UM)	Connecticut	10/11/97
520	Tom Ehrhardt (URI)	Lehigh	10/12/85
496	Bobby Seck (HOF)	Liberty	11/22/03
494	Tom Ehrhardt (URI)	Furman	12/7/85
486	Bob Jean (UNH)	Villanova	11/5/88
484	Cory Christopher (HOF)	Massachusetts	11/21/09

Senior Record: 566 Tom Ehrhardt (URI) vs. Connecticut (11/16/85)
 Junior Record: 560 Bobby Seck (HOF) vs. Rhode Island (9/25/04)
 Sophomore Record: 556 Matt Nagy (UD) vs. Connecticut (11/7/98)
 Freshman Record: 538 Ricky Santos (UNH) vs. Villanova (10/2/04)

Average Yards Gained - Season <i>(minimum 3,000 yards)</i>					
Avg.	Name (School)	Cl.	Gms.	Yards	Year
346.8	Tom Ehrhardt (URI)	Sr.	13	4,508	1985
303.3	Sean Schaefer (TU)	So.	10	3,033	2006
302.0	Anton Clarkson (HOF)	Jr.	10	3,020	2005
299.7	Robert Dougherty (BU)	Sr.	12	3,596	1994
297.7	Tom Ehrhardt (URI)	Jr.	13	3,870	1984
297.3	Rocky Butler (HOF)	Sr.	12	3,568	2001
292.1	Ricky Santos (UNH)	So.	13	3,797	2005
290.2	Kevin Foley (BU)	Sr.	11	3,192	1995
286.0	Brett Gordon (VU)	Sr.	15	4,290	2002
285.2	Chris Boden (VU)	So.	13	3,707	1997

Senior Record: 346.8 Tom Ehrhardt (URI), 1985
 Junior Record: 302.0 Anton Clarkson (HOF), 2005
 Sophomore Record: 303.3 Sean Schaefer (TU), 2006
 Freshman Record: 255.2 Ricky Santos (UNH), 2004

Pass Completions - Career			
Comp.	Name	School	Years
1,102	Ricky Santos	New Hampshire	2004-2007
1,044	Sean Schaefer	Towson	2005-2008
868	Chris Boden	Villanova	1996-1999
833	Brett Gordon	Villanova	1999-2002
830	Liam Coen	Massachusetts	2005-2008
803	Matt DeGennaro	Connecticut	1987-1990
784	Eric Ward	Richmond	2006-2009
755	Ron Whitcomb	Maine	2003-2006
691	Chris Hixson	Rhode Island	1993-1996
676	Dave Corley, Jr.	William and Mary	1999-2002

Passing Touchdowns - Career			
TD	Name	School	Years
123	Ricky Santos	New Hampshire	2004-2007
99	Chris Boden	Villanova	1996-1999
90	Liam Coen	Massachusetts	2005-2008
83	Brett Gordon	Villanova	1999-2002
78	Tom Ehrhardt	Rhode Island	1984-1985
76	Sean Schaefer	Towson	2005-2008
73	Dave Corley, Jr.	William and Mary	1999-2002
73	Matt DeGennaro	Connecticut	1987-1990
73	Shane Stafford	Connecticut	1995-1998
69	Mike Buck	Maine	1986-1989

Yards Gained - Career			
Yards	Name	School	Years
13,212	Ricky Santos	New Hampshire	2004-2007
11,644	Sean Schaefer	Towson	2005-2008
11,031	Liam Coen	Massachusetts	2005-2008
10,166	Chris Boden	Villanova	1996-1999
9,805	Dave Corley, Jr.	William and Mary	1999-2002
9,639	Brett Gordon	Villanova	1999-2002
9,288	Matt DeGennaro	Connecticut	1987-1990
8,969	Eric Ward	Richmond	2006-2009
8,845	Mike Buck	Maine	1986-1989
8,839	Shane Stafford	Connecticut	1995-1998

**Richmond's
Eric Ward**



INDIVIDUAL RECORDS

Most Pass Attempts - Game

78 Tom Ehrhardt (URI) vs. Furman, 12/7/85

Most Pass Completions - Game

43 Chris Boden (VU) vs. Connecticut, 10/16/99
 43 Sean Schaefer (TU) vs. Hofstra, 9/23/06

Most Pass Completions - Season

386 Brett Gordon (VU), 2002

Most Completions Per Game - Season

30.4 Tom Ehrhardt (URI), 1985

Most Pass Attempts - Season

645 Tom Ehrhardt (URI), 1985

Most Pass Attempts - Career

1,636 Ricky Santos (UNH), 2004-07

Most Touchdown Passes - Game

8 Bobby Seck (HOF) vs. Rhode Island, 9/25/04
 8 Tom Ehrhardt (URI) vs. Connecticut, 11/16/85

Most Touchdown Passes - Season

42 Chris Boden (VU), 1997
 42 Tom Ehrhardt (URI), 1985

Most Interceptions Thrown - Game

6 Six times
 Last by Jake Phillips (WM) vs. Richmond, 11/22/08

Most Interceptions Thrown - Season

27 Tom Ehrhardt (URI), 1985

2010 CAA Football

All-Time CAA Football Passing Records



Massachusetts'
Liam Coen

Most Interceptions Thrown - Career

59..... Sean Schaefer (TU), 2005-08

Longest Pass

98..... R.J. Archer-to-Cameron Dohse (WM)
..... vs. Villanova, 12/11/09

98..... Steve Monaco-to-Emerson Foster (URI)
..... vs. Holy Cross, 9/3/88

TEAM RECORDS

Most Passing Attempts - Game

90..... Rhode Island vs. Furman, 12/7/85

Most Passing Attempts - Season

761..... Rhode Island, 1985 (13 Games)

Most Pass Completions - Game

45..... Rhode Island vs. Furman, 12/7/85

Most Pass Completions - Season

419..... Rhode Island, 1985 (13 Games)

Highest Completion Percentage - Season

73.2..... New Hampshire, 2007 (12 Games)

Most Passing Yards - Game

580..... Rhode Island vs. Connecticut, 11/16/85

Most Passing Yards - Season

5,321..... Rhode Island, 1985 (13 Games)

Most Touchdown Passes - Game

8..... Twice, Last by Hofstra vs. Rhode Island, 9/25/04

Most Touchdown Passes - Season

47..... Rhode Island, 1985 (13 Games)

Most First Downs Passing - Game

29..... Rhode Island vs. Connecticut, 11/16/85

Most First Downs Passing - Season

256..... Rhode Island, 1985 (13 Games)

Annual Passing Leaders


Completions

Year	Name (Team)	Completions
1978	Steve Tosches (URI)	114
1979	Mike McEvilly (UM)	107
1980	Ken Sweitzer (UC)	127
1981	Ken Sweitzer (UC)	145
1982	Rich LaBonte (UM)	112
1983	Dave Weinke (URI)	150
1984	Tom Ehrhardt (URI)	308
1985	Tom Ehrhardt (URI)	283
1986	Peter Lane (UC)	187
1987	Mike Buck (UM)	232

Passing Efficiency

(since ratings system - 1988)

Year	Name (Team)	Rating
1988	Matt DeGennaro (UC)	126.4
1989	Mike Buck (UM)	159.6
1990	Matt Griffin (UNH)	125.8
1991	Tom Colombo (VU)	133.0
1992	Greg Lilly (UR)	157.0
1993	Shawn Knight (WM)	204.6
1994	Shawn Knight (WM)	151.3
1995	Leo Hamlett (UD)	165.4
1996	Mike Cook (WM)	142.5
1997	Chris Boden (VU)	174.0
1998	Matt Nagy (UD)	157.0
1999	Dave Corley, Jr. (WM)	141.3
2000	Brett Gordon (VU)	153.5
2001	Rocky Butler (HOF)	166.2
2002	Dave Corley, Jr. (WM)	144.6
	Brett Gordon (VU)	144.6
2003	Lang Campbell (WM)	152.1
2004	Lang Campbell (WM)	158.7
2005	Ricky Santos (UNH)	170.3
2006	Justin Rascati (JMU)	164.0
2007	Ricky Santos (UNH)	163.1
2008	Rodney Landers (JMU)	170.7
2009	Chris Whitney (VU)	151.6



Towson's
Sean Schaefer

Active Players in italics



2010 CAA Football

All-Time CAA Football Rushing Records

Yards Gained - Career

Yards	Name	School	Years
6,250	Marcel Shipp	Massachusetts	1997-2000
6,193	Jerry Azumah	New Hampshire	1995-1998
5,332	Steve Baylark	Massachusetts	2003-2006
4,624	Rene Ingoglia	Massachusetts	1992-1995
4,587	Daryl Brown	Delaware	1991-1994
4,499	Brian Westbrook	Villanova	1997-2001
4,436	Paul Lewis	Boston University	1981-1984
4,364	Omar Cuff	Delaware	2004-2007
4,025	Carl Smith	Maine	1988-1991
3,940	Marcus Williams	Maine	2001-2004

Average Yards Gained - Season (Minimum 1,000 Yards)

Avg.	Name (School)	Cl.	Gms.	Yards	Year
199.6	Jerry Azumah (UNH)	Sr.	11	2,195	1998
181.6	Marcel Shipp (UMass)	So.	14	2,542	1998
159.6	L.J. McKanas (NU)	Sr.	11	1,756	2001
157.1	Carl Smith (UM)	So.	12	1,885	1989
148.6	Pat Abbruzzi (URI)	So.	8	1,189	1952
148.3	Garry Pearson (UMass)	Sr.	11	1,631	1982
147.5	Lorenzo Bouier (UM)	Sr.	11	1,622	1982
145.7	Brian Westbrook (VU)	Sr.	11	1,603	2001
144.1	Jerry Azumah (UNH)	Jr.	11	1,585	1997
142.9	Curtis Keaton (JMU)	Sr.	12	1,715	1999

Senior Record: 199.6 Jerry Azumah (UNH), 1998
 Junior Record: 144.1 Jerry Azumah (UNH), 1997
 Sophomore Record: 181.6 Marcel Shipp (UMass), 1998
 Freshman Record: 138.1 Jerry Azumah (UNH), 1995

Yards Gained - Game

Yards	Name (School)	Opponent	Date
337	Frank Alessio (UMass)	Boston University	11/11/95
329	Jerry Azumah (UNH)	Hofstra	11/7/98
313	Rene Ingoglia (UMass)	Rhode Island	10/1/94
306	Pat Abbruzzi (URI)	New Hampshire	10/4/52
302	Lorenzo Bouier (UM)	Northeastern	11/1/80
300	Jerry Azumah (UNH)	Boston University	11/15/97
295	Tim Hightower (UR)	Bucknell	9/22/07
288	Omar Cuff (UD)	Delaware State	11/23/07
288	Garry Pearson (UMass)	American Int'l	11/20/82
287	Brian Westbrook (VU)	Hofstra	11/10/01

Senior Record: 329 Jerry Azumah (UNH) vs. Hofstra (11/7/98)
 Junior Record: 337 Frank Alessio (UMass) vs. Boston Univ. (11/11/95)
 Sophomore Record: 306 Pat Abbruzzi (URI) vs. UNH (10/4/52)
 Freshman Record: 264 Jerry Azumah (UNH) vs. Villanova (11/11/95)

Total Carries - Career

Att.	Name	School	Years
1,215	Marcel Shipp	Massachusetts	1997-2000
1,104	Steve Baylark	Massachusetts	2003-2006
1,045	Jerry Azumah	New Hampshire	1995-1998
972	Paul Lewis	Boston University	1981-1984
925	Omar Cuff	Delaware	2004-2007
905	Rene Ingoglia	Massachusetts	1992-1995
879	Lorenzo Bouier	Maine	1979-1982
819	Maurice Murray	Northeastern	2004-2007
814	Bill Burnham	New Hampshire	1974-1977
808	Garry Pearson	Massachusetts	1979-1982

Rushing Touchdowns - Career

TD	Name	School	Years
65	Omar Cuff	Delaware	2004-2007
60	Jerry Azumah	New Hampshire	1995-1998
58	Marcel Shipp	Massachusetts	1997-2000
55	Paul Lewis	Boston University	1981-1984
54	Rene Ingoglia	Massachusetts	1992-1995
54	Brian Westbrook	Villanova	1997-2001
49	Bill Burnham	New Hampshire	1974-1977
47	Daryl Brown	Delaware	1991-1994
43	Norm Ford	New Hampshire	1986-1989
43	Maurice Murray	Northeastern	2004-2007

INDIVIDUAL RECORDS

Most Rushing Attempts - Game

55 Maurice Murray (NU) vs. New Hampshire, 11/3/07

Most Rushing Attempts - Season

428 Marcel Shipp (UMass), 1998 (14 games)

Average Rushes Per Game - Season

31.7 (349) Lorenzo Bouier (UM), 1980

Most Rushing Touchdowns - Game

6 Omar Cuff (UD) vs. William and Mary, 8/30/07

Most Rushing Touchdowns - Season

35 Omar Cuff (UD), 2007 (15 games)

Average Rushing Touchdowns Per Game - Season

2.3 (35) Omar Cuff (UD), 2007

Longest Rush - Game

99 Pat Abbruzzi (URI) vs. New Hampshire, 10/4/52

99 Gerry White (UC) vs. Rhode Island, 11/12/60

TEAM RECORDS

Most Rushing Attempts - Game

84 Maine vs. Bowdoin, 11/6/54

Most Rushing Attempts - Season

778 Richmond, 2000 (13 games)

Most Rushing Yards - Game

593 Northeastern vs. Stonehill, 8/30/03

Most Rushing Yards - Season

4,009 Rhode Island, 2003 (12 games)

Most Rushing Yards Per Game - Season

334.1 Rhode Island, 2003 (12 games)

Most Rushing Touchdowns - Game

9 Northeastern vs. Stonehill, 8/30/03

Most Rushing Touchdowns - Season

49 Delaware, 1992 (14 games)

Most First Downs Rushing - Game

27 Connecticut vs. Rhode Island, 11/15/58

Most First Downs Rushing - Season

210 Delaware, 1993 (13 games)

Annual Rushing Leaders

Year	Name (Team)	Average	Yards
1978	Mal Najarian (BU)	143.0	1,001
1979	Mal Najarian (BU)	114.0	1,137
1980	Lorenzo Bouier (UM)	147.5	1,622
1981	Gregg Drew (BU)	125.0	1,250
1982	Garry Pearson (UMass)	148.3	1,631
1983	Paul Lewis (BU)	133.6	1,603
1984	Andre Garron (UNH)	143.4	1,004
1985	Andre Garron (UNH)	111.0	888
1986	Randy Pettus (BU)	87.4	874
1987	Erwin Matthews (UR)	110.6	1,327
1988	George Boothe (UC)	91.1	1,002
1989	Carl Smith (UM)	152.7	1,680
1990	Barry Bourassa (UNH)	106.3	957
1991	Jerome Bledsoe (UMass)	140.3	1,545
1992	Uly Scott (UR)	119.8	1,318
1993	Rene Ingoglia (UMass)	116.8	1,285
1994	Rene Ingoglia (UMass)	136.8	1,505
1995	Frank Alessio (UMass)	116.0	1,276
1996	Jerry Azumah (UNH)	118.9	1,308
1997	Jerry Azumah (UNH)	143.3	1,576
1998	Jerry Azumah (UNH)	199.6	2,195
1999	Curtis Keaton (JMU)	142.9	1,715
2000	Brian Westbrook (VU)	110.9	1,220
2001	L. J. McKanas (NU)	159.6	1,756
2002	Marcus Williams (UM)	100.4	1,406
2003	Germaine Bennett (UD)	101.6	1,625
2004	Steve Baylark (UMass)	103.5	1,138
2005	Joe Casey (URI)	113.2	1,245
2006	Steve Baylark (UMass)	130.7	1,960
2007	Tim Hightower (UR)	137.4	1,924
2008	Rodney Landers (JMU)	126.4	1,770
2009	<i>Jonathan Grimes (WM)</i>	<i>92.4</i>	<i>1,294</i>

**William and Mary's
Jonathan Grimes**

Active Players in italics

2010 CAA Football

All-Time CAA Football Receiving Records

Yards Gained - Career

Yards	Name	School	Years
4,655	David Ball	New Hampshire	2003-2006
4,168	Rich Musinski	William and Mary	2000-2003
3,944	Brian Forster	Rhode Island	1983-1987
3,872	Brian Finneran	Villanova	1994-1997
3,737	Eddie Conti	Delaware	1994-1998
3,579	Bill Brooks	Boston University	1982-1985
3,535	Mark Didio	Connecticut	1988-1991
3,419	Dave Klemic	Northeastern	1997-2000
3,350	Cory Parks	Northeastern	2002-2005
3,346	Courtney Batts	Delaware	1994-1997

Average Yards Gained - Season (Minimum 1,000 Yards)

Avg.	Name (School)	Cl.	Gms.	Yards	Year
155.6	Eddie Conti (UD)	Sr.	11	1,712	1998
139.9	Brian Forster (URI)	Jr.	13	1,819	1985
125.3	David Ball (UNH)	So.	12	1,504	2004
123.1	Mark Didio (UC)	Sr.	11	1,354	1991
119.3	David Ball (UNH)	Jr.	13	1,551	2005
116.1	Rich Musinski (WM)	Jr.	12	1,393	2001
113.2	Dominique Thompson (WM)	Sr.	14	1,585	2004
112.8	Kahmal Roy (HOF)	Sr.	12	1,354	2001
110.0	Bill Brooks (BU)	Sr.	11	1,210	1985
109.7	David McLeod (JMU)	Sr.	11	1,207	1993

Senior Record: 155.6 Eddie Conti (UD), 1998
 Junior Record: 139.9 Brian Forster (URI), 1985
 Sophomore Record: 125.3 David Ball (UNH), 2004
 Freshman Record: 85.3 Charles Sullivan (HOF), 2004

Yards Gained - Game

Yards	Name (School)	Opponent	Date
354	Eddie Conti (UD)	Connecticut	11/7/98
327	Brian Forster (URI)	Brown	9/28/85
299	Brian Forster (URI)	Lehigh	10/12/85
284	David Ball (UNH)	Villanova	10/2/04
275	Shawn Leonard (URI)	New Hampshire	11/7/09
267	Marques Colston (HOF)	Liberty	11/22/03
262	Victor Cruz (UMass)	James Madison	9/13/08
252	Brian Forster (URI)	Richmond	12/1/84
248	Carnell Henderson (BU)	Rhode Island	10/8/94
246	Cory Parks (NU)	Albany	9/6/03
240	David Conklin (WM)	VMI	9/13/97

Senior Record: 354 Eddie Conti (UD) vs. Connecticut (11/7/98)
 Junior Record: 327 Brian Forster (URI) vs. Brown (9/28/85)
 Sophomore Record: 284 David Ball (UNH) vs. Villanova (10/2/04)
 Freshman Record: 213 Charles Sullivan (HOF) vs. URI (9/25/04)

Pass Receptions - Career

Rec.	Name	School	Years
304	David Ball	New Hampshire	2003-2006
284	Brian Forster	Rhode Island	1983-1987
265	Brian Finneran	Villanova	1994-1997
239	Mark Didio	Connecticut	1988-1991
238	Charles Sullivan	Hofstra	2004-2007
236	Murle Sango	Villanova	1998-2001
228	Bill Brooks	Boston University	1982-1985
225	Marcus Lee	Towson	2005-2008
225	Darren Altieri	Boston University	1987-1990
224	Rich Musinski	William and Mary	2000-2003

Villanova's Brian Finneran

Average Pass Receptions - Season

Avg.	Name (School)	Cl.	Gms.	Rec.	Year
9.85	Brian Forster (URI)	Jr.	13	128	1985
8.91	Murle Sango (VU)	So.	11	98	1999
8.27	Eddie Conti (UD)	Sr.	11	91	1998
8.09	Brian Westbrook (VU)	So.	11	89	1998
8.00	Mark Didio (UC)	Sr.	11	88	1991
8.00	Rameek Wright (UM)	Sr.	11	88	1997
7.82	Charles Sullivan (HOF)	Sr.	11	86	2007
7.69	Brian Forster (URI)	So.	13	100	1984
7.55	J.J. Outlaw (VU)	Sr.	11	83	2005
7.45	Earnest Payton (JMU)	So.	11	82	1998

Senior Record: 8.27 Eddie Conti (UD), 1998
 Junior Record: 9.85 Brian Forster (URI), 1985
 Sophomore Record: 8.91 Murle Sango (VU), 1999
 Freshman Record: 6.18 Charles Sullivan (HOF), 2004

Pass Receptions - Game

Rec.	Name (School)	Opponent	Date
18	Landis Williams (UM)	Rhode Island	11/14/09
18	Brian Forster (URI)	Brown	9/28/85
18	Brian Forster (URI)	Richmond	12/1/84
17	Arel Gordon (UM)	New Hampshire	11/18/06
17	Rameek Wright (UM)	Buffalo	11/16/96
17	Brian Forster (URI)	Lehigh	10/12/85
16	David Boler (UD)	Navy	10/30/04
16	Justin Long (UD)	Maine	10/2/04
16	Brian Finneran (VU)	Youngstown St.	12/16/97
16	Brian Finneran (VU)	Connecticut	10/5/96

Senior Record: 18 Landis Williams (UM) vs. Rhode Island (11/14/09)
 Junior Record: 18 Brian Forster (URI) vs. Brown (9/28/85)
 Sophomore Record: 18 Brian Forster (URI) vs. Richmond (12/1/84)
 Freshman Record: 14 John Perry (UNH) vs. Richmond (10/21/89)

Receiving Touchdowns - Career

TD	Name	School	Years
58	David Ball	New Hampshire	2003-2006
41	Dave Klemic	Northeastern	1997-2000
38	Dameon Reilly	Rhode Island	1983-1985
34	Cory Parks	Northeastern	2002-2005
34	Brian Finneran	Villanova	1994-1997
32	Bill Brooks	Boston University	1982-1985
32	Brian Forster	Rhode Island	1983-1987
32	Adrian Zullo	Massachusetts	1998-2002
31	Rich Musinski	William and Mary	2000-2003
31	Eddie Conti	Delaware	1994-1998

Consecutive Games W/Reception

45 Marcus Lee (TU), 2005-2008

Receiving Touchdown - Season

TD	Name (School)	Cl.	Gms.	Year
24	David Ball (UNH)	Jr.	13	2005

Receiving Touchdowns - Game

Rec.	Name (School)	Opponent	Date
5	Andrae Brown (TU)	Northeastern	9/24/05

Annual Receptions Leaders

Year	Name (Team)	Rec.	Yards
1978	Dave Loehle (UNH)	37	514
1979	Kevin O'Connor (UM)	33	518
1980	Reggie Eccleston (UC)	50	1,081
1981	Keith Hugger (UC)	57	1,145
1982	Tom Mut (URI)	45	803
1983	Bill Brooks (BU)	56	891
1984	Brian Forster (URI)	100	1,357
1985	Brian Forster (URI)	115	1,617
1986	Dennis Gadbois (BU)	70	1,095
1987	Curtis Olds (UNH)	61	807
1988	Glenn Antrum (UC)	77	1,130
1989	Darren Altieri (BU)	75	868
1990	Mark Didio (UC)	78	1,153
1991	Mark Didio (UC)	88	1,354
1992	Darren Rizzi (URI)	74	1,103
1993	David Gamble (UNH)	67	1,138
1994	Cy Butler (URI)	73	808
1995	Ed Mantie (BU)	81	943
1996	Brian Finneran (VU)	81	1,207
1997	Rameek Wright (UM)	88	1,169
1998	Eddie Conti (UD)	91	1,712
1999	Murle Sango (VU)	98	1,064
2000	Dwayne Wilmot (UM)	67	995
2001	Stefan Gomes (UM)	81	1,069
2002	Brian White (VU)	72	805
2003	Rich Musinski (WM)	63	888
2004	David Ball (UNH)	86	1,504
2005	David Ball (UNH)	87	1,551
2006	David Ball (UNH)	93	1,114
2007	Charles Sullivan (HOF)	86	991
2008	Victor Cruz (UMass)	71	1,064
2009	Landis Williams (UM)	71	798

Active Players in italics



2010 CAA Football

All-Time CAA Football Scoring Records

**Villanova's
Brian Westbrook**

TEAM RECORDS

Most Points - Two Teams

125	Connecticut 125, Newport NTS 0	1949
118	Richmond 62, Delaware 56 (50T)	11/10/07
115	Maine 59, Delaware 56 (20T)	10/31/87
113	Delaware 58, West Chester 55	9/24/94
113	Rhode Island 58, Maine 55 (60T)	9/18/82
111	Delaware 59, Navy 52	10/27/07
106	Massachusetts 64, New Hampshire 42	11/19/88
106	New Hampshire 59, Maine 47	11/19/05
105	Hofstra 62, Rhode Island 43	9/25/04
105	Villanova 65, Buffalo 40	11/14/98

Fewest Points - Two Teams

0	Maine 0, New Hampshire 0	10/13/51
0	Connecticut 0, New Hampshire 0	11/3/56
0	Connecticut 0, Rhode Island 0	11/16/57
0	Maine 0, Rhode Island 0	9/26/59
0	Massachusetts 0, Northeastern 0	10/24/59
0	Massachusetts 0, Harvard 0	9/28/63
0	Connecticut 0, New Hampshire 0	10/31/64
0	Connecticut 0, Rhode Island 0	11/12/66
0	Rhode Island 0, Vermont 0	10/14/67
2	Maine 2, Connecticut 0	10/21/61

Fewest Points - Two Teams

(since overtime was implemented - 1982)

3	Rhode Island 3, Maine 0	10/28/06
3	Massachusetts 3, Northeastern 0	9/29/84
3	Massachusetts 3, Villanova 0	11/10/90
6	Richmond 3, Fordham 3	10/21/95
7	Massachusetts 7, Northeastern 0	10/28/06
7	Northeastern 7, Richmond 0	10/20/01
10	Rhode Island 7, Massachusetts 3	10/5/85
10	Richmond 7, New Hampshire 3	11/4/95
10	Massachusetts 7, Holy Cross 3	9/19/92
10	Maine 10, Kutztown 0	9/12/92

Most Points - One Team

125	Connecticut 125, Newport NTS 0	1949
84	Delaware 84, West Chester 0	9/23/00
78	Northeastern 78, Stonehill 6	8/30/03
77	Maine 77, Morgan State 24	11/8/03
77	Massachusetts 77, Northeastern 0	10/9/99
76	James Madison 76, Morgan State 7	9/2/95
72	James Madison 72, Lock Haven 0	9/2/00
71	Connecticut 71, Massachusetts 6	10/13/56
71	Northeastern 71, Cheyney 0	9/4/04
70	New Hampshire 70, Central Connecticut 20	8/30/03
70	Towson 70, Lock Haven 0	9/10/05

Largest Margin of Victory

125	Connecticut 125, Newport NTS 0	1949
84	Delaware 84, West Chester 0	9/23/00
77	Massachusetts 77, Northeastern 0	10/9/99
72	Northeastern 78, Stonehill 6	8/30/03
72	James Madison 72, Lock Haven 0	9/2/00
71	Northeastern 71, Cheyney 0	9/4/04
71	Connecticut 71, Massachusetts 6	10/13/56
70	Towson 70, Lock Haven 0	9/10/05
69	James Madison 76, Morgan State 7	9/2/95
65	Connecticut 71, Massachusetts 6	10/13/56
64	Villanova 64, West Chester 0	8/28/97

Most Points - Season

555	Delaware, 2003 (16 games)
-----	---------------------------

Most Touchdowns - Game

12	Massachusetts vs. Northeastern, 10/9/99
----	---

Most Touchdowns - Season

74	New Hampshire, 2005 (13 Games)
----	--------------------------------

INDIVIDUAL RECORDS

Touchdowns Scored - Career

TD	Name	School	Years
89	Brian Westbrook	Villanova	1997-2001
73	Omar Cuff	Delaware	2004-2007
70	Jerry Azumah	New Hampshire	1995-1998
63	Marcel Shipp	Massachusetts	1997-2000
58	David Ball	New Hampshire	2003-2006
55	Rene Ingoglia	Massachusetts	1992-1995
55	Paul Lewis	Boston University	1981-1984
51	Barry Bourassa	New Hampshire	1989-1992
50	Steve Baylark	Massachusetts	2003-2006
50	Daryl Brown	Delaware	1991-1994
49	Bill Burnham	New Hampshire	1973-1977
46	Stephan Lewis	New Hampshire	1999-2002

**Delaware's
Omar Cuff**

2010 CAA Football

All-Time CAA Football Scoring Records



Scoring - Career

Pts.	Name	School	Years
544	Brian Westbrook	Villanova	1997-2001
438	Omar Cuff	Delaware	2004-2007
424	Jerry Azumah	New Hampshire	1995-1998
378	Marcel Shipp	Massachusetts	1997-2000
360	Andrew Howard	Richmond	2006-2009
350	David Ball	New Hampshire	2003-2006
332	Rene Ingoglia	Massachusetts	1992-1995
332	Paul Lewis	Boston University	1981-1984
308	Daryl Brown	Delaware	1991-1994
306	Barry Bourassa	New Hampshire	1989-1992

Extra Points - Career

XP	Name	School	Years
195	Andrew Howard	Richmond	2006-2009
174	Connor McCormick	New Hampshire	2002-2005
167	Sean Leach	Delaware	1994-1997
166	Greg Kuehn	William and Mary	2002-2005
162	Miro Kesic	Northeastern	2002-2005
151	Tom Manning	New Hampshire	2006-2009
148	Casey Hannon	Villanova	1998-2001
145	Chris Onorato	Hofstra	2000-2004
142	Mark Kiefer	Villanova	1994-1997
136	Mike Morello	Boston University	1991-1994

Most Extra Points Made - Game (Individual)

11.....Mike Mellow (UM) vs. Morgan State, 11/8/03

Most Extra Points Made - Game (Team)

11.....Maine vs. Morgan State, 11/8/03
 11.....Massachusetts vs. Northeastern, 10/9/99

Most Extra Points Made - Season

67.....New Hampshire, 2005 (13 Games)

Most Extra Point Attempts - Game

11.....Four times
Last by Maine vs. Morgan State, 11/8/03

Most Extra Point Attempts - Season

71.....New Hampshire, 2005 (13 Games)
 71.....Massachusetts, 1998 (15 Games)

Richmond's Andrew Howard

Most Two-Point Conversions Made - Game

2.....Brian Finneran (VU) vs. Northeastern, 11/22/97

Most Two-Point Conversions Made - Game (Team)

4.....Massachusetts vs. Delaware, 10/10/87

Most Two-Point Conversions Made - Season

22.....Connecticut, 1958

Field Goals - Career

FG	Name	School	Years
59	Greg Kuehn	William and Mary	2002-2005
55	Andrew Howard	Richmond	2006-2009
50	Chris Onorato	Hofstra	2000-2004
49	Rob Zarrilli	Hofstra	2005-2007
48	Miro Kesic	Northeastern	2002-2005
48	Brian Shallcross	William and Mary	1994-1997
46	Brett Sterba	William and Mary	1997-2000
45	Brian Pate	William and Mary	2006-2009
44	Brandon Hanes	Northeastern	1994-1997
41	Jon Striefsky	Delaware	2005-2009
41	Rob Courter	Richmond	1987-1990

Longest Field Goal

Long	Name (School)	Opponent	Date
57	Miro Kesic (NU)	Richmond	11/2/02
56	Jim McManus (UC)	New Hampshire	10/3/98
54	Tom Manning (UNH)	Hofstra	10/24/09
54	Roger Williams (HOF)	Northeastern	11/15/08
54	Steve Leo (UD)	Navy	10/24/92
53	Andrew Howard (UR)	Hofstra	11/8/08
53	Brett Sterba (WM)	Delaware	10/14/00
53	Frank Venezia (VU)	Connecticut	10/7/95
53	Steve Leo (UD)	Richmond	11/16/91
53	Domingos Carlos (UC)	Holy Cross	10/15/83

Most Field Goals Made - Game (Individual)

5.....Tom Bishop (UNH) vs. Southern Illinois, 11/29/08
 5.....Mark Kiefer (VU) vs. Richmond, 11/18/95

Most Field Goals Made - Game (Team)

5.....New Hampshire vs. Southern Illinois, 11/29/08
 5.....Villanova vs. Richmond, 11/18/95

Most Field Goals Made - Season (Individual)

23.....Brian Pate, William and Mary, 2009

Most Field Goals Made - Season (Team)

23.....William and Mary, 2009

Most Field Goal Attempts - Game (Individual)

7.....Brian Pate (WM) vs. Virginia, 9/5/09

Most Field Goal Attempts - Season (Team)

35.....William and Mary, 2009 (14 Games)

Most Points - Game

42.....Omar Cuff (UD) vs. William and Mary, 8/30/07

Most Points - Season

234.....Omar Cuff (UD), 2007

Most Touchdowns - Game

7.....Omar Cuff (UD) vs. William and Mary, 8/30/07

Most Touchdowns - Season

39.....Omar Cuff (UD), 2007

New Hampshire's Tom Bishop

Active Players in *italics*

CAA 2010 CAA Football

All-Time CAA Football Defense/All-Purpose Records

**William and Mary's
Darren Sharper**

Annual Interception Leaders

Year	Name	Team	Int
1980	Darrell Wilson	Connecticut	8
1981	Dwayne Lopes	Maine	6
1982	Matt Latham	Connecticut	6
	John McGrath	Maine	6
	Grady Fuller	Maine	6
1983	Tony Hill	Rhode Island	9
1984	Tony Hill	Rhode Island	5
	Tim Teevens	New Hampshire	5
1985	Mike Cassidy	Rhode Island	11
1986	Eric Thompson	New Hampshire	10
1987	Tim Byrne	New Hampshire	5
	Ken Lucas	Delaware	5
	Mark Seals	Boston University	5
1988	Kevin Smith	Rhode Island	9
1989	Ryan Jones	New Hampshire	7
1990	Claude Pettaway	Maine	11
1991	Warren McIntire	Delaware	9
1992	Mark Chapman	Connecticut	8
1993	Chris Helon	Boston University	12
1994	Mark Hopkins	Northeastern	7
	Darren Sharper	William and Mary	7
1995	Darren Sharper	William and Mary	7
1996	Darren Sharper	William and Mary	10
1997	Tony Booth	James Madison	8
	Derek Carter	Maine	8
1998	Ron Iannotti	Rhode Island	7
1999	Dan Mulhern	Delaware	7
	Lance Small	Rhode Island	7
2000	T. J. Hill	Northeastern	8
2001	Art Smith	Northeastern	7
	Chuck Wesley	Rhode Island	7
2002	Billy Parker	William and Mary	5
	Ramon Richeson	Richmond	5
2003	Steve Costello	Massachusetts	6
2004	Shannon James	Massachusetts	8
2005	Etienne Boulay	New Hampshire	5
	Daren Stone	Maine	5
2006	Raji El-Amin	Rhode Island	4
	Andrew Harris	Richmond	4
	Drew Mack	Towson	4
	Raquan Pride	Rhode Island	4
2007	Stanley Gutierrez	Hofstra	4
2008	<i>Justin Rogers</i>	<i>Richmond</i>	7
2009	<i>B.W. Webb</i>	<i>William and Mary</i>	8

Interceptions - Career

Int	Name	School	Years
24	Darren Sharper	William and Mary	1993-1996
24	Chris Helon	Boston University	1991-1994
23	Kevin Smith	Rhode Island	1987-1990
21	Derek Carter	Maine	1994-1997
21	Mark Seals	Boston University	1985-1988
20	Shannon James	Massachusetts	2002-2005
20	Billy Pappas	New Hampshire	1952-1954
18	Matt Latham	Connecticut	1982-1984
18	Grady Fuller	Massachusetts	1977-1980
18	Steve Rogers	Massachusetts	1968-1970

INDIVIDUAL RECORDS

Most Interceptions - Game

4..... Three times
..... Last by Kevin Smith (URI) vs. Massachusetts, 10/8/88

Most Interception Return Yards - Game

160..... Dave Brown (UM) vs. Bowdoin, 11/10/62

Most Interceptions - Season

12..... Chris Helon (BU), 1993

Most Interception Return Yards - Season

239..... Mike Cassidy (URI), 1985

Most Interception Return Touchdowns - Game

2..... Twice, Last by Allante Harrison (TU) vs. Elon, 9/4/04

Most Interception Return Touchdowns - Season

2..... *Many*
..... Last by Dino Vasso (UNH) & B.W. Webb (WM), 2009

Most Interception Return Yards - Career

488..... Darren Sharper (WM), 1993-96

Most Interception Return Touchdowns - Career

4..... T.J. Hill (NU), 1998-01

Longest Interception Return - Game

100..... Seven times
..... Last by John Clements (UNH) vs. Northern Iowa, 12/6/08 & Matt Parent (UNH) vs. Massachusetts, 11/15/08

TEAM RECORDS

Most Interceptions - Game

7..... Four times, Last by Villanova vs. Penn, 9/22/07

Most Interception Return Yards - Game

207 (5 INT'S)..... New Hampshire vs. Hofstra, 11/1/08

Most Interception Return Touchdowns - Game

2..... Several times
..... Last by William and Mary vs. Weber State, 11/28/09 & New Hampshire vs. Towson, 10/3/09

Most Interceptions - Season

31..... Delaware, 1986 (13 Games)

Most Interception Return Yards - Season

649 (24 INT'S)..... New Hampshire, 2008 (13 Games)

Most Interception Return Touchdowns - Season

7..... Northeastern, 1996

Average All-Purpose Yardage - Season

(Minimum 1,000 Yards)

Avg.	Name (School)	Cl.	Gms.	Yards	Year
275.1	Brian Westbrook (VU)	So.	11	3,026	1998
272.0	Brian Westbrook (VU)	Jr.	11	2,992	2000
256.6	Brian Westbrook (VU)	Sr.	11	2,823	2001
247.8	Jerry Azumah (UNH)	Sr.	11	2,726	1998
217.1	Stephan Lewis (UNH)	Jr.	11	2,388	2001
216.6	Marcel Shipp (UMass)	So.	14	3,032	1998
215.3	Eddie Conti (UD)	Sr.	11	2,368	1998
202.6	Stephan Lewis (UNH)	Sr.	11	2,229	2002
202.3	Jerry Azumah (UNH)	Jr.	11	2,225	1997
192.8	Barry Bourassa (UNH)	Sr.	12	2,313	1991

Senior Record: 256.6..... Brian Westbrook (VU), 2001
Junior Record: 272.0..... Brian Westbrook (VU), 2000
Sophomore Record: 275.1..... Brian Westbrook (VU), 1998
Freshman Record: 162.0..... Jonathan Grimes (WM), 2008

All-Purpose Yardage - Career

Yards	Name	School	Years
9,512	Brian Westbrook	Villanova	1997-2001
8,367	Jerry Azumah	New Hampshire	1995-1998
7,759	Marcel Shipp	Massachusetts	1997-2000
6,410	Stephan Lewis	New Hampshire	1999-2002
6,248	Barry Bourassa	New Hampshire	1989-1992
6,098	Steve Baylark	Massachusetts	2003-2006
6,096	Eddie Conti	Delaware	1994-1998
5,620	Omar Cuff	Delaware	2004-2007
5,380	Cy Butler	Rhode Island	1993-1996
5,295	Tory Taylor	Connecticut	1995-1998

Total Offense - Career

Yards	Name	School	Years
14,621	Ricky Santos	New Hampshire	2004-2007
11,415	Sean Schaefer	Towson	2005-2008
10,948	Dave Corley, Jr.	William and Mary	1999-2002
10,871	Liam Coen	Massachusetts	2005-2008
10,375	Eric Ward	Richmond	2006-2009
9,993	Chris Boden	Villanova	1996-1999
9,317	Brett Gordon	Villanova	1999-2003
9,269	Matt DeGennaro	Connecticut	1987-1990
9,051	Bill Vergantino	Delaware	1989-1992
8,839	Shane Stafford	Connecticut	1995-1998

Active Players in italics

2010 CAA Football

All-Time CAA Football All-Purpose/Special Teams Records

ALL-PURPOSE YARDS RECORDS

Total Offense - Season

4,372.....Tom Ehrhardt (URI), 1985 (13 Games)

Total Offense - Game

566.....Tom Ehrhardt (URI) vs. Connecticut, 11/16/85

Most Plays - Game

80.....Tom Ehrhardt (URI) vs. Furman, 12/7/85

Most Plays - Season

685.....Tom Ehrhardt (URI), 1985 (13 Games)

Most Plays - Career

2,140.....Ricky Santos (UNH), 2004-07

TEAM RECORDS

Most Plays - Game

113.....Villanova vs. Connecticut, 10/7/89

Most Plays - Season

1,195.....Massachusetts, 1998 (15 Games)

Most Total Yards - Game

745.....Northeastern vs. Stonehill, 8/30/03

Most Total Yards - Season

7,074.....Massachusetts, 1998 (15 Games)

Highest Average Total Offense - Season

493.9.....New Hampshire, 2005 (13 Games)

Most First Downs - Game

37.....Connecticut vs. Yale, 9/26/98

Most First Downs - Season

367.....Delaware, 2007 (15 games)

PUNTING RECORDS

Most Punts - Game

13.....Three times
.....Last by Rocco Navarro (UM) vs. Nebraska, 9/3/05

Most Punts - Season

87.....Steve Wood (UM), 1978

Most Punts - Career

288.....Andrew Maclay (UMass), 1995-98

Most Punting Yards - Game

526.....Christian Koegel (UMass) vs. Boston College, 10/2/04

Most Punting Yards - Season

3,239.....Brad Costello (BU), 1997

Most Punting Yards - Career

11,278.....Andrew Maclay (UMass), 1995-98

Highest Punting Average - Season

45.2.....Brett Arnold (UMass), 2008

Highest Punting Average - Career

42.3.....Brad Costello (BU), 1995-97

Longest Punt - Game

93.....Tyler Grogan (NU) vs. Villanova, 9/8/01

TEAM PUNTING RECORDS

Most Punts - Game

13.....Three times, Last by Maine vs. Nebraska, 9/3/05

Most Punts - Season

87.....Maine, 1978

Most Yards Punting - Game

518.....Maine vs. Nebraska, 9/29/01

Most Yards Punting - Season

3,239.....Boston University, 1997

Highest Punting Average - Season

44.4.....Boston University, 1997

PUNT RETURN RECORDS

Most Punt Returns - Game

9.....Paul Keaney (UM) vs. Youngstown St., 9/8/01

Most Punt Returns - Season

48.....Stan Harrison (UNH), 1986

Most Punt Returns - Career

108.....Winston October (UR), 1995-98

Most Punt Return Yards - Game

157.....Ron Harris (UM) vs. Colgate, 11/2/74

Most Punt Return Yards - Season

541.....Winston October (UR), 1998 (12 Games)

Most Punt Return Yards - Career

1,488.....Delvin Joyce (JMU), 1997-00

Most Punt Return Touchdowns - Game

2.....Matt Latham (UC) vs. Yale, 9/24/83

Most Punt Return Touchdowns - Season

3.....Twice
.....Last by Scotty McGee (JMU), 2008

Longest Punt Return - Game

93.....Ron Harris (UMass) vs. UNH, 11/16/74

Most Punt Return Touchdowns - Career

3.....Many
.....Last by Scotty McGee (JMU), 2006-08

TEAM PUNT RETURN RECORDS

Most Punt Returns - Game

11.....Many
.....Last By Connecticut vs. Maine, 10/16/71

Most Punt Returns - Season

63.....William and Mary, 1996 (13 Games)

Most Punt Return Yards - Game

165.....Massachusetts vs. Colgate, 11/2/74

Most Punt Return Yards - Season

625.....William and Mary, 1996 (13 Games)

Most Punt Return Touchdowns - Game

2.....Connecticut vs. Yale, 9/24/83

Most Punt Return Touchdowns - Season

4.....James Madison, 2008 (14 Games)

KICKOFF RETURN RECORDS

Most Kick Return Yards - Game

269.....Brian Westbrook (VU) vs. Delaware, 11/18/00

Most Kick Return Yards - Season

1,048.....Brian Westbrook (VU), 2000 (11 games)

Most Kick Return Yards - Career

2,433.....Brian Westbrook (VU), 1997-01

Most Kick Returns - Game

9.....Three times
.....Last by Brandon Johnson-Farrell (URI)
.....vs. New Hampshire, 9/13/08

Most Kick Returns - Season

42.....Brandon Johnson-Farrell (URI), 2008 (12 Games)

Most Kick Returns - Career

89.....Four times
.....Last by Justin Rogers (UR), 2007-09

Most Kick Return Touchdowns - Game

1.....Record is held by many

Longest Kick Return - Game

100.....Several times
.....Last by Scotty McGee (JMU) vs. Towson, 11/17/07

TEAM KICK RETURN RECORDS

Most Kickoff Returns - Game

10.....Three times
.....Last by Rhode Island vs. New Hampshire, 11/7/09

Most Kick Returns - Season

71.....Massachusetts, 1998 (15 Games)

Most Kick Return Yards - Season

1,428.....New Hampshire, 2007 (12 Games)

Active Players in italics



2010 CAA Football

CAA Football In The Playoffs

1978 First Round	MASSACHUSETTS 44, at Nevada-Reno 21
1978 Final	Florida A&M 35, MASSACHUSETTS 28
1981 First Round	at Idaho State 51, RHODE ISLAND 0
1982 First Round	at Colgate 21, BOSTON UNIV. 7
1983 First Round	BOSTON UNIV. 24, at Eastern Kentucky 20
1983 Quarterfinals	at Furman 35, BOSTON UNIV. 16
1984 First Round	at Richmond 35, BOSTON UNIV. 33
1984 Quarterfinals	at RHODE ISLAND 23, Richmond 17
1984 Semifinals	at Montana State 32, RHODE ISLAND 20
1985 First Round	at RHODE ISLAND 35, Akron 27
1985 Quarterfinals	at Furman 59, RHODE ISLAND 15
1986 First Round	DELAWARE 51, at William and Mary 17
1986 Quarterfinals	Arkansas State 55, at DELAWARE 14
1987 First Round	at Appalachian State 20, RICHMOND 3
1987 First Round	at Georgia Southern 31, MAINE 28 (OT)
1988 First Round	at Furman 21, DELAWARE 7
1988 First Round	at Eastern Kentucky 28, MASSACHUSETTS 17
1989 First Round	at SMS 38, MAINE 35
1989 First Round	at Georgia Southern 52, VILLANOVA 36
1990 First Round	at William and Mary 38, MASSACHUSETTS 0
1991 First Round	Samford 29, at NEW HAMPSHIRE 13
1991 First Round	at Youngstown State 17, VILLANOVA 16
1991 First Round	James Madison 42, at DELAWARE 35 (2OT)
1992 First Round	at Youngstown State 23, VILLANOVA 20
1992 First Round	at DELAWARE 56, Samford 21
1992 Quarterfinals	DELAWARE 41, at Northeast Louisiana 18
1992 Semifinals	at Marshall 28, DELAWARE 7
1993 First Round	at BOSTON UNIV. 27, Northern Iowa 21 (2OT)
1993 First Round	DELAWARE 49, at Montana 48
1993 First Round	at McNeese State 34, WILLIAM AND MARY 28
1993 Quarterfinals	at Idaho 21, BOSTON UNIV. 14
1993 Quarterfinals	at Marshall 34, DELAWARE 31
1994 First Round	at Eastern Kentucky 30, BOSTON UNIV. 23
1994 First Round	Appalachian State 17, at NEW HAMPSHIRE 10 (OT)
1994 First Round	at JAMES MADISON 45, Troy State 26
1994 Quarterfinals	at Marshall 28, JAMES MADISON 21 (OT)
1995 First Round	at DELAWARE 38, Hofstra 17
1995 First Round	at Appalachian State 31, JAMES MADISON 24
1995 Quarterfinals	at McNeese State 52, DELAWARE 18
1996 First Round	at WILLIAM AND MARY 45, Jackson State 6
1996 First Round	at Marshall 59, DELAWARE 14
1996 First Round	at East Tennessee State 35, VILLANOVA 29
1996 Quarterfinals	at Northern Iowa 38, WILLIAM AND MARY 35
1997 First Round	at VILLANOVA 49, Colgate 28
1997 First Round	at DELAWARE 24, Hofstra 14
1997 Quarterfinals	at DELAWARE 16, Georgia Southern 7
1997 Quarterfinals	Youngstown State 37, at VILLANOVA 34
1997 Semifinals	McNeese State 23, at DELAWARE 21
1998 First Round	Lehigh 24, at RICHMOND 23
1998 First Round	at CONNECTICUT 42, Hampton 34
1998 First Round	MASSACHUSETTS 21, at McNeese State 19
1998 Quarterfinals	at Georgia Southern 52, CONNECTICUT 30
1998 Quarterfinals	at MASSACHUSETTS 27, Lehigh 21
1998 Semifinals	MASSACHUSETTS 41, at Northwestern State 31
1998 Final	MASSACHUSETTS 55, Georgia Southern 43
1999 First Round	MASSACHUSETTS 30, at Furman 23 (OT)
1999 First Round	at Troy State 27, JAMES MADISON 7
1999 Quarterfinals	at Georgia Southern 38, MASSACHUSETTS 21
2000 First Round	at DELAWARE 49, Portland State 14
2000 First Round	at RICHMOND 10, Youngstown State 3
2000 Quarterfinals	at DELAWARE 47, Lehigh 22
2000 Quarterfinals	at Montana 34, RICHMOND 20
2000 Semifinals	Georgia Southern 27, at DELAWARE 18
2001 First Round	MAINE 14, at McNeese State 10
2001 First Round	at Lehigh 27, HOFSTRA 24 (OT)
2001 First Round	at Appalachian State 40, WILLIAM AND MARY 27
2001 Quarterfinals	at Northern Iowa 56, MAINE 28
2002 First Round	MAINE 14, at Appalachian State 13
2002 First Round	at VILLANOVA 45, Furman 38
2002 First Round	Fordham 29, at NORTHEASTERN 24

2002 Quarterfinals	at VILLANOVA 24, Fordham 10
2002 Quarterfinals	at Georgia Southern 31, MAINE 7
2002 Semifinals	at McNeese State 39, VILLANOVA 28
2003 First Round	at DELAWARE 48, Southern Illinois 7
2003 First Round	at Colgate 19, MASSACHUSETTS 7
2003 Quarterfinals	at DELAWARE 37, Northern Iowa 7
2003 Semifinals	at DELAWARE 24, Wofford 9
2003 Final	DELAWARE 40, Colgate 0
2004 First Round	at DELAWARE 28, Lafayette 14
2004 First Round	JAMES MADISON 14, at Lehigh 13
2004 First Round	NEW HAMPSHIRE 27, at Georgia Southern 23
2004 First Round	at WILLIAM AND MARY 42, Hampton 35
2004 Quarterfinals	at WILLIAM AND MARY 44, DELAWARE 38 (2OT)
2004 Quarterfinals	JAMES MADISON 14, at Furman 13
2004 Quarterfinals	at Montana 47, NEW HAMPSHIRE 17
2004 Semifinals	JAMES MADISON 48, at WILLIAM AND MARY 34
2004 Final	JAMES MADISON 31, Montana 21
2005 First Round	at NEW HAMPSHIRE 55, Colgate 21
2005 First Round	RICHMOND 38, at Hampton 10
2005 Quarterfinals	Northern Iowa 24, at NEW HAMPSHIRE 21
2005 Quarterfinals	Furman 24, at RICHMOND 20
2006 First Round	at MASSACHUSETTS 35, Lafayette 14
2006 First Round	NEW HAMPSHIRE 41, at Hampton 38
2006 First Round	at Youngstown State 35, JAMES MADISON 31
2006 Quarterfinals	at MASSACHUSETTS 24, NEW HAMPSHIRE 17
2006 Semifinals	MASSACHUSETTS 19, at Montana 17
2006 Final	Appalachian State 28, MASSACHUSETTS 17
2007 First Round	at DELAWARE 44, Delaware State 7
2007 First Round	at Appalachian State 28, JAMES MADISON 27
2007 First Round	at MASSACHUSETTS 49, Fordham 35
2007 First Round	at Northern Iowa 38, NEW HAMPSHIRE 35
2007 First Round	at RICHMOND 33, Eastern Kentucky 14
2007 Quarterfinals	DELAWARE 39, at Northern Iowa 27

2007 Quarterfinals	at Southern Illinois 34, MASSACHUSETTS 27
2007 Quarterfinals	RICHMOND 21, at Wofford 10
2007 Semifinals	at Appalachian State 55, RICHMOND 35
2007 Semifinals	DELAWARE 20, at Southern Illinois 17
2007 Final	Appalachian State 49, DELAWARE 21
2008 First Round	at RICHMOND 38, Eastern Kentucky 10
2008 First Round	at VILLANOVA 55, Colgate 28
2008 First Round	NEW HAMPSHIRE 29, at Southern Illinois 20
2008 First Round	at JAMES MADISON 38, Wofford 35
2008 First Round	at Northern Iowa 40, MAINE 15
2008 Quarterfinals	at JAMES MADISON 31, VILLANOVA 27
2008 Quarterfinals	RICHMOND 33, at Appalachian State 13
2008 Quarterfinals	at Northern Iowa 36, NEW HAMPSHIRE 34
2008 Semifinals	Montana 35, at JAMES MADISON 27
2008 Semifinals	RICHMOND 21, at Northern Iowa 20
2008 Final	RICHMOND 24, Montana 7
2009 First Round	at VILLANOVA 38, Holy Cross 28
2009 First Round	at RICHMOND 16, Elon 13
2009 First Round	at WILLIAM AND MARY 38, Weber State 0
2009 First Round	NEW HAMPSHIRE 49, at McNeese State 13
2009 Quarterfinals	WILLIAM AND MARY 24, at Southern Illinois 3
2009 Quarterfinals	at VILLANOVA 46, NEW HAMPSHIRE 7
2009 Quarterfinals	Appalachian State 35, at RICHMOND 31
2009 Semifinals	at VILLANOVA 14, WILLIAM AND MARY 13
2009 Final	VILLANOVA 23, Montana 21

FCS Championship Results

Year	Result (winning conference)	Site
1978	Florida A&M 35, MASSACHUSETTS 20 (MEAC)	Wichita Falls, Texas
1979	E. Kentucky 30, Lehigh 7 (OVC)	Orlando, Fla.
1980	Boise State 31, E. Kentucky 29 (Big Sky)	Sacramento, Calif.
1981	Idaho State 34, E. Kentucky 23 (Big Sky)	Wichita Falls, Texas
1982	E. Kentucky 17, Delaware 14 (OVO)	Wichita Falls, Texas
1983	S. Illinois 43, Western Carolina 17 (Gateway)	Charleston, S.C.
1984	Montana State 19, Louisiana Tech 6 (Big Sky)	Charleston, S.C.
1985	Georgia Southern 44, Furman 42 (Independent)	Tacoma, Wash.
1986	Georgia Southern 48, Arkansas State 21 (Independent)	Tacoma, Wash.
1987	Northeast Louisiana 43, Marshall 42 (Southland)	Pocatello, Idaho
1988	Furman 17, Georgia Southern 12 (Southern)	Pocatello, Idaho
1989	Georgia Southern 37, Stephen F. Austin 34 (Independent)	Statesboro, Ga.
1990	Georgia Southern 36, Nevada-Reno 13 (Independent)	Statesboro, Ga.
1991	Youngstown State 25, Marshall 17 (Independent)	Statesboro, Ga.
1992	Marshall 31, Youngstown State 28 (Southern)	Huntington, W.V.
1993	Youngstown State 17, Marshall 5 (Independent)	Huntington, W.V.
1994	Youngstown State 28, Boise State 14 (Independent)	Huntington, W.V.
1995	Montana 22, Marshall 20 (Big Sky)	Huntington, W.V.
1996	Marshall 49, Montana (Southern)	Huntington, W.V.
1997	Youngstown State 10, McNeese State 9 (Gateway)	Chattanooga, Tenn.
1998	MASSACHUSETTS 55, Georgia Southern 43 (Atlantic 10)	Chattanooga, Tenn.
1999	Georgia Southern 59, Youngstown State 24 (Southern)	Chattanooga, Tenn.
2000	Georgia Southern 27, Montana 25 (Southern)	Chattanooga, Tenn.
2001	Montana 13, Furman 0 (Big Sky)	Chattanooga, Tenn.
2002	W. Kentucky 34, McNeese State 14 (Gateway)	Chattanooga, Tenn.
2003	DELAWARE 40, Colgate 0 (Atlantic 10)	Chattanooga, Tenn.
2004	JAMES MADISON 31, Montana 21 (Atlantic 10)	Chattanooga, Tenn.
2005	Appalachian State 21, Northern Iowa 16 (Southern)	Chattanooga, Tenn.
2006	Appalachian State 28, MASSACHUSETTS 17 (Southern)	Chattanooga, Tenn.
2007	Appalachian State 49, DELAWARE 21 (Southern)	Chattanooga, Tenn.
2008	RICHMOND 24, Montana 7 (CAA Football)	Chattanooga, Tenn.
2009	VILLANOVA 23, Montana 21 (CAA Football)	Chattanooga, Tenn.

2010 CAA Football

CAA Football In The Playoffs



CAA Football Postseason Records By Round

(includes Yankee and Atlantic 10 members since 1978)

CAA Football Teams in Playoffs	Non-Conference	Overall
First Round.....	40-30 (.571).....	40-30 (.571)
Quarterfinals.....	12-20 (.375).....	16-24 (.400)
Semifinals.....	5-7 (.417).....	7-9 (.429)
Championship Game.....	5-3 (.625).....	5-3 (.625)
All Rounds.....	62-60 (.508).....	68-66 (.507)

Team-By-Team Records In The NCAA Playoffs

(current members; during conference membership; versus all opponents)

CAA Football Team	Home	Road	Neutral	Overall
Delaware.....	11-4 (.733).....	5-6 (.455).....	1-1 (.500).....	17-11 (.607)
Hofstra.....	0-0 (.000).....	0-1 (.000).....	0-0 (.000).....	0-1 (.000)
James Madison.....	3-1 (.750).....	3-5 (.375).....	1-0 (1.000).....	7-6 (.538)
Maine.....	0-0 (.000).....	2-5 (.286).....	0-0 (.000).....	2-5 (.286)
Massachusetts.....	4-0 (1.000).....	5-5 (.500).....	1-2 (.333).....	10-7 (.588)
New Hampshire.....	1-3 (.250).....	4-5 (.444).....	0-0 (.000).....	5-8 (.385)
Northeastern.....	0-1 (.000).....	0-0 (.000).....	0-0 (.000).....	0-1 (.000)
Rhode Island.....	2-0 (1.000).....	0-3 (.000).....	0-0 (.000).....	2-3 (.667)
Richmond.....	4-3 (.571).....	4-3 (.571).....	1-0 (1.000).....	9-6 (.600)
Towson.....	0-0 (.000).....	0-0 (.000).....	0-0 (.000).....	0-0 (.000)
Villanova.....	7-1 (.875).....	0-6 (.000).....	1-0 (1.000).....	8-7 (.533)
William and Mary.....	4-1 (.800).....	1-4 (.200).....	0-0 (.000).....	5-5 (.500)
CAA Football Overall.....	36-14 (.720).....	24-43 (.358).....	5-3 (.625).....	65-60 (.520)

CAA Football vs. The NCAA Playoff Field

(includes Yankee and Atlantic 10 members' opponents since 1978)

*Does not reflect the UD-WM (2004), IMU-WM (2004), UNH-UMass (2006), VU-JMU (2008), UNH-VU (2009) and WM-VU (2009) contests as they were each Conference members at time of game.

Appalachian State.....	2-9	Lehigh.....	3-2
Arkansas State.....	0-1	Marshall.....	0-4
Akron.....	1-0	McNeese State.....	3-4
Colgate.....	4-2	Montana.....	5-3
Delaware State.....	1-0	Montana State.....	0-1
E. Tenn. State.....	0-1	Nevada-Reno.....	1-0
Eastern Kentucky.....	3-2	Louisiana-Monroe.....	1-0
Elon.....	1-0	Northern Iowa.....	4-6
Florida A&M.....	0-1	Northwestern State.....	1-0
Fordham.....	2-1	Portland State.....	1-0
Furman.....	3-4	Richmond.....	1-1
Georgia Southern.....	3-6	Samford.....	1-1
Hampton.....	4-0	Southern Illinois.....	4-1
Hofstra.....	2-0	Missouri State.....	0-1
Holy Cross.....	1-0	Troy State.....	1-1
Idaho.....	0-1	Wofford.....	3-0
Idaho State.....	0-1	Youngstown State.....	1-4
Jackson State.....	1-0	Weber State.....	1-0
James Madison.....	0-1	William and Mary.....	1-1
Lafayette.....	2-0		

FCS Conferences In The NCAA Playoffs

Conference (First Year)	Overall
Southern (1982).....	89-52 (.631)
Independent.....	3-2 (.600)
Big Sky (1979).....	63-55 (.534)
Missouri Valley [Gateway] (1985).....	48-44 (.522)
CAA Football [Atlantic 10, Yankee] (1978).....	68-66 (.507)
Southland (1982).....	41-46 (.471)
Ohio Valley (1979).....	24-43 (.358)
Great West (2004).....	1-2 (.333)
Patriot (1997).....	7-15 (.318)
Mid-Eastern Athletic (1981).....	6-22 (.214)
Southwestern Athletic (1978).....	0-19 (.000)

CAA Football Multiple-Berth NCAA Postseasons

(includes Yankee and Atlantic 10 members since 1978)

Five Teams (2)	1998 Connecticut, Massachusetts, Richmond
2007 Delaware, James Madison, Massachusetts, New Hampshire, Richmond	2001 Hofstra, Maine, William and Mary
2008 James Madison, Maine, New Hampshire, Richmond, Villanova	2002 Maine, Northeastern, Villanova
	2006 James Madison, Massachusetts, New Hampshire
Four Teams (2)	Two Teams (11)
2004 Delaware, James Madison, New Hampshire, William and Mary	1984 Boston University, Rhode Island
2009 New Hampshire, Richmond Villanova, William and Mary	1987 Maine, Richmond
	1988 Delaware, Massachusetts
	1989 Maine, Villanova
	1992 Delaware, Villanova
	1995 Delaware, James Madison
Three Teams (8)	1997 Delaware, Villanova
1991 Delaware, New Hampshire, Villanova	1999 James Madison, Massachusetts
1993 Boston University, Delaware, William and Mary	2000 Delaware, Richmond
1994 Boston University, James Madison, New Hampshire	2003 Delaware, Massachusetts
1996 Delaware, Villanova, William and Mary	2005 New Hampshire, Richmond

CAA Football In The NCAA Playoffs

(includes Yankee and Atlantic 10 members since 1978)

Overall NCAA Postseason Berths from CAA Football

.....71 (13 total schools)

Longest consecutive streak of NCAA Postseason Berths from CAA Football

.....30-straight seasons (1981-2009)

Multiple-NCAA Postseason berths from CAA Football

.....23 seasons

Longest consecutive streak of Multiple-NCAA Postseason Berths from CAA Football

.....19-straight seasons (1991-2009)

2010 NCAA Division I National Championship

Frisco, Texas, which has been home to the Southland Conference office since 2006, is the new host city for the 2010 NCAA Division I Football Championship game, which will be played at Pizza Hut Park on Jan. 7, 2011. The 23,500-seat multi-purpose stadium will be the host site for the championship game for the next three years.

The local organizing committee consists of the City of Frisco, its Economic Development Corporation and Convention & Visitors Bureau, Hunt Sports Group/Pizza Hut Park, the Frisco Chamber of Commerce and the Southland Conference.

Frisco emerged from a pool of several cities that submitted bids to serve as the host site for the championship games, beginning with the 2010 season. The championship game will be the culmination of a newly expanded 20-team championship bracket. As a result of this expansion, the game will be played a few weeks later than in years past.

The Football Championship Subdivision includes the conferences and institutions that compete in the NCAA Division I Football Championship, in addition to two conferences who choose not to participate in the football championship, the Ivy League and the Southwestern Athletic Conference. The FCS embodies a tradition of excellence through high level competition, student-athlete character and sportsmanship throughout the regular season and the championship experience.

The decision to award the championship site to Frisco, Texas, was recommended by the Division I Football Championship Committee and approved by the Administrative Committee of the Division I Championships/Sports Management Cabinet.





2010 CAA Football

CAA Football Postseason History

Delaware

Year	Game/Bowl	Opponent	Result
1946	Cigar Bowl	Rollins (FL)	W/21-7
1954	Refrigerator Bowl	Kent State	W/19-7
1968	Boardwalk Bowl	Indiana (PA)	W/31-24
1969	Boardwalk Bowl	N.C. Central	W/31-13
1970	Boardwalk Bowl	Morgan State	W/38-23
1971	Boardwalk Bowl	C.W. Post	W/72-22
1973	NCAA II Quarterfinals	Grambling	L/17-8
1974	NCAA II Quarterfinals	Youngstown State	W/35-14
	NCAA II Semifinals	UNLV	W/49-11
	NCAA II Final	Central Michigan	L/54-14
1976	NCAA II Quarterfinals	Northern Michigan	L/28-17
1978	NCAA II Quarterfinals	Jacksonville State	W/42-27
	NCAA II Semifinals	Winston-Salem State	W/41-0
	NCAA II Final	Eastern Illinois	L/10-9
1979	NCAA II Quarterfinals	Virginia Union	W/58-28
	NCAA II Semifinals	Mississippi College	W/60-10
	NCAA II Final	Youngstown State	W/38-21
1981	NCAA I-AA First Round	Eastern Kentucky	L/35-28
1982	NCAA I-AA Quarterfinals	Colgate	W/20-13
	NCAA I-AA Semifinals	Louisiana Tech	W/17-0
	NCAA I-AA Final	Eastern Kentucky	L/17-14
1986	NCAA I-AA First Round	William and Mary	W/51-17
	NCAA I-AA Quarterfinals	Arkansas State	L/55-14
1988	NCAA I-AA First Round	Furman	L/21-7
1991	NCAA I-AA First Round	James Madison (20T)	L/42-35
1992	NCAA I-AA First Round	Samford	W/56-21
	NCAA I-AA Quarterfinals	NE Louisiana	W/41-18
	NCAA I-AA Semifinals	Marshall	L/21-7
1993	NCAA I-AA First Round	Montana	W/49-48
	NCAA I-AA Quarterfinals	Marshall	L/34-31
1995	NCAA I-AA First Round	Hofstra	W/38-17
	NCAA I-AA Quarterfinals	McNeese State	L/52-18
1996	NCAA I-AA First Round	Marshall	L/59-14
1997	NCAA I-AA First Round	Hofstra	W/29-14
	NCAA I-AA Quarterfinals	Georgia Southern	W/16-7
	NCAA I-AA Semifinals	McNeese State	L/23-21
2000	NCAA I-AA First Round	Portland State	W/49-14
	NCAA I-AA Quarterfinals	Lehigh	W/47-22
	NCAA I-AA Semifinals	Georgia Southern	L/27-18
2003	NCAA I-AA First Round	Southern Illinois	W/48-7
	NCAA I-AA Quarterfinals	Northern Iowa	W/37-7
	NCAA I-AA Semifinals	Wofford	W/24-9
	NCAA I-AA Final	Colgate	W/40-0
2004	NCAA I-AA First Round	Lafayette	W/28-14
	NCAA I-AA Quarterfinals	William and Mary (20T)	L/44-38
2007	NCAA FCS First Round	Delaware State	W/44-7
	NCAA FCS Quarterfinals	Northern Iowa	W/39-27
	NCAA FCS Semifinals	Southern Illinois	W/20-17
	NCAA FCS Final	Appalachian State	L/49-21

James Madison

Year	Game/Bowl	Opponent	Result
1987	NCAA I-AA First Round	Marshall	L/41-12
1991	NCAA I-AA First Round	Delaware (20T)	W/42-35
	NCAA I-AA Quarterfinals	Samford	L/24-21
1994	NCAA I-AA First Round	Troy State	W/45-26
	NCAA I-AA Quarterfinals	Marshall (OT)	L/28-21
1995	NCAA I-AA First Round	Appalachian State	L/31-24
1999	NCAA I-AA First Round	Troy State	L/27-7
2004	NCAA I-AA First Round	Lehigh	W/14-13
	NCAA I-AA Quarterfinals	Furman	W/14-13
	NCAA I-AA Semifinals	William and Mary	W/48-34
	NCAA I-AA Final	Montana	W/31-21
2006	NCAA FCS First Round	Youngstown State	L/35-31
2007	NCAA FCS First Round	Appalachian State	L/28-27
2008	NCAA FCS First Round	Wofford	W/38-35
	NCAA FCS Quarterfinals	Villanova	W/31-27
	NCAA FCS Semifinals	Montana	L/35-27

Maine

Year	Game/Bowl	Opponent	Result
1965	Tangerine Bowl	East Carolina	L/31-0
1987	NCAA I-AA First Round	Georgia Southern (OT)	L/31-28
1989	NCAA I-AA First Round	SMS	L/38-35
2001	NCAA I-AA First Round	McNeese State	W/14-10
	NCAA I-AA Quarterfinals	Northern Iowa	L/56-28
2002	NCAA I-AA First Round	Appalachian State	W/14-13
	NCAA I-AA Quarterfinals	Georgia Southern	L/31-7
2008	NCAA FCS First Round	Northern Iowa	L/40-15

Massachusetts

Year	Game/Bowl	Opponent	Result
1964	Tangerine Bowl	East Carolina	L/14-13
1972	Boardwalk Bowl	UC Davis	W/35-14
1977	NCAA II Quarterfinals	Lehigh	L/30-23
1978	NCAA I-AA Semifinals	Nevada-Reno	W/44-21
	NCAA I-AA Final	Florida A&M	L/35-28
1988	NCAA I-AA First Round	Eastern Kentucky	L/28-17
1990	NCAA I-AA First Round	William and Mary	L/38-0
1998	NCAA I-AA First Round	McNeese State	W/21-19
	NCAA I-AA Quarterfinals	Lehigh	W/27-21
	NCAA I-AA Semifinals	Northwestern State	W/41-31
	NCAA I-AA Final	Georgia Southern	W/55-43
1999	NCAA I-AA First Round	Furman (OT)	W/30-23
	NCAA I-AA Quarterfinals	Georgia Southern	L/38-21
2003	NCAA I-AA First Round	Colgate	L/19-7
2006	NCAA FCS First Round	Lafayette	W/35-14
	NCAA FCS Quarterfinals	New Hampshire	W/24-17
	NCAA FCS Semifinals	Montana	W/19-17
	NCAA FCS Final	Appalachian State	L/28-17
2007	NCAA FCS First Round	Fordham	W/49-35
	NCAA FCS Quarterfinals	Southern Illinois	L/34-27

New Hampshire

Year	Game/Bowl	Opponent	Result
1975	NCAA II Quarterfinals	Lehigh	W/35-21
	NCAA II Semifinals	Western Kentucky	L/14-3
1976	NCAA II Quarterfinals	Montana State	L/17-16
1991	NCAA I-AA First Round	Samford	L/29-13
1994	NCAA I-AA First Round	Appalachian State (OT)	L/17-10
2004	NCAA I-AA First Round	Georgia Southern	W/27-23
	NCAA I-AA Quarterfinals	Montana	L/47-17
2005	NCAA I-AA First Round	Colgate	W/55-21
	NCAA I-AA Quarterfinals	Northern Iowa	L/24-21
2006	NCAA FCS First Round	Hampton	W/41-38
	NCAA FCS Quarterfinals	Massachusetts	L/24-17
2007	NCAA FCS First Round	Northern Iowa	L/38-35
2008	NCAA FCS First Round	Southern Illinois	W/29-20

James Madison's Mickey Matthews celebrates his team's 2004 National Championship

2010 CAA Football

CAA Football Postseason History



2009	NCAA FCS Quarterfinals
	NCAA FCS First Round
	NCAA FCS Quarterfinals

Northern Iowa	L/36-34
McNeese State	W/49-13
Villanova	L/46-7

Rhode Island

Year	Game/Bowl	Opponent	Result
1955	Refrigerator Bowl	Jacksonville State	L/12-10
1981	NCAA I-AA Quarterfinals	Idaho State	L/51-0
1984	NCAA I-AA Quarterfinals	Richmond	W/23-17
	NCAA I-AA Semifinals	Montana State	L/32-20
1985	NCAA I-AA First Round	Akron	W/35-27
	NCAA I-AA Quarterfinals	Furman	L/29-15

Hickoff at the 2008 National Championship game, Richmond went on to capture the win



Richmond

Year	Game/Bowl	Opponent	Result
1968	Tangerine Bowl	Ohio University	W/49-42
1971	Tangerine Bowl	Toledo	L/28-3
1984	NCAA I-AA First Round	Boston University	W/35-33
	NCAA I-AA Quarterfinals	Rhode Island	L/23-17
1987	NCAA I-AA First Round	Appalachian State	L/20-3
1998	NCAA I-AA First Round	Lehigh	L/24-23
2000	NCAA I-AA First Round	Youngstown State	W/10-3
	NCAA I-AA Quarterfinals	Montana	L/34-20
2005	NCAA I-AA First Round	Hampton	W/38-10
	NCAA I-AA Quarterfinals	Furman	L/24-20
2007	NCAA FCS First Round	Eastern Kentucky	W/33-14
	NCAA FCS Quarterfinals	Wofford	W/21-10
	NCAA FCS Semifinals	Appalachian State	L/55-35
2008	NCAA FCS First Round	Eastern Kentucky	W/38-10
	NCAA FCS Quarterfinals	Appalachian State	W/33-13
	NCAA FCS Semifinals	Northern Iowa	W/21-20
	NCAA FCS Final	Montana	W/24-7
2009	NCAA FCS First Round	Elon	W/16-13
	NCAA FCS Quarterfinals	Appalachian State	L/35-31

Towson

Year	Game/Bowl	Opponent	Result
1976	NCAA III Quarterfinals	C.W. Post	W/14-10
	NCAA III Semifinals	St. Lawrence	W/38-36
	NCAA III Final	St. John's (MN)	L/31-28
1983	NCAA II Quarterfinals	North Dakota State	L/24-17
1984	NCAA II Quarterfinals	Norfolk State	W/31-21
	NCAA II Semifinals	Troy State	L/45-3
1986	NCAA II Quarterfinals	Central State	L/31-0

Villanova

Year	Game/Bowl	Opponent	Result
1936	Bacardi Bowl	Auburn	T/7-7
1947	Great Lakes Bowl	Kentucky	L/24-14
1949	Harbor Bowl	Nevada	W/27-7
1961	Sun Bowl	Wichita	W/17-9
1962	Liberty Bowl	Oregon State	L/6-0
1989	NCAA I-AA First Round	Georgia Southern	L/52-36
1991	NCAA I-AA First Round	Youngstown State	L/17-16
1992	NCAA I-AA First Round	Youngstown State	L/23-20
1996	NCAA I-AA First Round	East Tennessee State	L/35-29
1997	NCAA I-AA First Round	Colgate	W/49-28
	NCAA I-AA Quarterfinals	Youngstown State	L/37-34
2002	NCAA I-AA First Round	Furman	W/45-38
	NCAA I-AA Quarterfinals	Fordham	W/24-10
	NCAA I-AA Semifinals	McNeese State	L/39-28
2008	NCAA FCS First Round	Colgate	W/55-28
	NCAA FCS Quarterfinals	James Madison	L/31-27
2009	NCAA FCS First Round	Holy Cross	W/38-28
	NCAA FCS Quarterfinals	New Hampshire	W/46-7
	NCAA FCS Semifinals	William and Mary	W/14-13
	NCAA FCS Final	Montana	W/23-21

William and Mary

Year	Game/Bowl	Opponent	Result
1947	Dixie Bowl	Arkansas	L/21-19
1948	Delta Bowl	Oklahoma A&M	W/20-0
1970	Tangerine Bowl	Toledo	L/40-12
1986	NCAA I-AA First Round	Delaware	L/51-17
1988	Ivy Bowl	Japan All-Stars	W/73-3
1989	NCAA I-AA First Round	Furman	L/24-10
1990	NCAA I-AA First Round	Massachusetts	W/38-0
	NCAA I-AA Quarterfinals	Central Florida	L/52-38
1992	Ivy Bowl	Nihon University	W/35-10
1993	NCAA I-AA First Round	McNeese State	L/34-28
1996	NCAA I-AA First Round	Jackson State	W/45-6
	NCAA I-AA Quarterfinals	Northern Iowa	L/38-35
2001	NCAA I-AA First Round	Appalachian State	L/40-27
2004	NCAA I-AA First Round	Hampton	W/42-35
	NCAA I-AA Quarterfinals	Delaware (20T)	W/44-38
	NCAA I-AA Semifinals	James Madison	L/48-34
2009	NCAA FCS First Round	Weber State	W/38-0
	NCAA FCS Quarterfinals	Southern Illinois	W/24-3
	NCAA FCS Semifinals	Villanova	L/14-13



Villanova players and fans celebrate its 2009 National Championship

2010 CAA Football

CAA Football All-Americans

The Sports Network, considered the most widely-referenced news service of FCS, has selected an All-America team since 1987. The American Football Coaches Association (AFCA) has selected an FCS All-America team every year since 1979. Below is a listing of CAA Football All-America honorees as selected by both entities.

2009 The Sports Network

First Team

OG.....Matt McCracken, UR
OT.....Vladimir Ducasse, UMass
OT.....Ben Ijalana, VU
AP.....Matt Szczur, VU
DE.....Arthur Moats, JMU
DT.....Sean Lissemore, WM
SS.....Jeromy Miles, UMass

Second Team

TE.....Scott Sicko, UNH
DE.....Adrian Tracy, WM
DT.....Martin Parker, UR
LB.....Terence Thomas, VU
SS.....Terrence Klein, UNH
FS.....Charles Graves, UD
KR.....Scotty McGee, JMU

Third Team

OG.....Dorian Brooks, JMU
DE.....Tim Kukucka, VU
DT.....Sam Daniels, JMU
LB.....Luke Bonus, HOF
LB.....Rob Damon, URI
PK.....Armando Cuko, UMass

American Football Coaches Association

TE.....Scott Sicko, UNH
OL.....Matt McCracken, UR
DL.....Arthur Moats, JMU
DL.....Adrian Tracy, WM
DB.....Charles Graves, UD
DB.....Justin Rogers, UR
PK.....Armando Cuko, UMass

2008 The Sports Network

First Team

OG.....Matthew McCracken, UR
OC.....Scott Lemm, JMU
DE.....Jovan Belcher, UM
P.....Brett Arnold, UMass

Second Team

QB.....Rodney Landers, JMU
FB.....Jared Turcotte, UM
TE.....Scott Sicko, UNH
DE.....Lawrence Sidbury, UR
S.....Marcus Haywood, JMU
S.....Jeromy Miles, UMass
PR.....Scotty McGee, JMU

Third Team

RB.....Josh Vaughan, UR
DE.....Greg Miller, VU

Honorable Mention

FB.....John Crone, UR
FB.....Jhamal Fluellen, UM
WR.....Mike Boyle, UNH
OT.....Izzy Bauta, VU
OT.....Vladimir Ducasse, UMass
OT.....Ben Ijalana, VU
OT.....Michael Silva, UR
OG.....Dorian Brooks, JMU
OC.....Ryan Canary, UM
OC.....Kheon Hendricks, UD
PK.....Dave Stannard, JMU
KR.....Jonathan Grimes, WM
KR.....Scotty McGee, JMU
DE.....Sherman Logan, UR
DE.....Adrian Tracy, WM
LB.....Osayi Osunde, VU
CB.....Courtney Robinson, UMass

CB.....Justin Rogers, UR

American Football Coaches Association

DL.....Jovan Belcher, UM
DL.....Greg Miller, VU
AP.....Scotty McGee, JMU

2007 The Sports Network

First Team

RB.....Omar Cuff, UD
RB.....Tim Hightower, UR
LB.....Brian Bradford, TU
S.....Tony LeZotte, JMU
PK.....Jon Striefsky, UD

Second Team

WR.....J.J. Moore, UMass
TE.....Scott Sicko, UNH
OT.....Mike Byrne, UD
LB.....Jason Hatchell, UMass

Third Team

QB.....Joe Flacco, UD
FB.....Joe Casey, URI
WR.....Charles Sullivan, HOF
OG.....Matt McCracken, UR
DE.....Jovan Belcher, UM
KR.....Justin Rogers, UR

Honorable Mention

QB.....Liam Coen, UMass
QB.....Ricky Santos, UNH
RB.....Matt Lawrence, UMass
TE.....Robbie Agnone, UD
TE.....Drew Atchison, WM
TE.....Matt Sherry, VU
WR.....Keith LeVan, UNH
WR.....Aaron Love, UD
OC.....Matt Austin, UMass
OC.....Kheon Hendricks, UD
OC.....Scott Lemm, JMU
DE.....John Baranowsky, JMU
DE.....David Burris, UMass
DE.....Matt Marcorelle, UD
LB.....Justin Barnes, JMU
LB.....Gian Villante, HOF
LB.....Charles Walker, UMass
CB.....Courtney Robinson, UMass
CB.....Sean Smalls, UMass
S.....Jeff Pammer, UNH
PK.....Dave Stannard, JMU

American Football Coaches Association

QB.....Ricky Santos, UNH
RB.....Omar Cuff, UD
LB.....Brian Bradford, TU
DB.....Tony LeZotte, JMU

2006 The Sports Network

First Team

WR.....David Ball, UNH
DB.....James Ihedigbo, UMass
LB.....Akeem Jordan, JMU
DL.....Matt King, UM
OL.....Alex Miller, UMass
TE.....Ben Patrick, UD
QB.....Ricky Santos, UNH
DL.....Kevin Winston, JMU

Second Team

RB.....Steve Baylark, UMass
OL.....Corey Davis, JMU
DB.....Tony LeZotte, JMU

K.....Rob Zarrilli, HOF

Third Team

OL.....Matt Austin, UMass
DB.....Allyn Bacchus, VU
OL.....Tucker Peterson, UNH

American Football Coaches Association

WR.....David Ball, UNH
OL.....Alex Miller, UMass
TE.....Ben Patrick, UD
LB.....Akeem Jordan, JMU
DL.....Matt King, UM

2005 The Sports Network

First Team

LB.....Brian Hulea, VU
DB.....Shannon James, UMass
DB.....Tony LeZotte, JMU

Second Team

QB.....Ricky Santos, UNH
WR.....David Ball, UNH
TE.....Jonathan Williams, UNH

Third Team

RB.....Omar Cuff, UD
OL.....Willie Colon, HOF
OL.....Matt Magerko, JMU
P.....Christian Koegel, UMass

American Football Coaches Association

WR.....David Ball, UNH
OL.....Willie Colon, HOF
LB.....Brian Hulea, VU
DB.....Shannon James, UMass

2004 The Sports Network

First Team

QB.....Lang Campbell, WM
WR.....David Ball, UNH
DB.....Shannon James, UMass
LB.....Gian Villante, HOF

Second Team

PK.....Greg Kuehn, WM
RS.....Sidney Haugabrook, UD
DL.....Jamil Butler, VU
DL.....George Peterson, UNH
LB.....Liam Ezekiel, NU

Third Team

WR.....Dominique Thompson, WM
RS.....Arel Gordon, UM
OL.....Dustin Bayer, URI
DL.....Chris Mooney, UD
DL.....Tom Parks, UD
LB.....Kwynn Walton, JMU
DB.....Tony LeZotte, JMU
DB.....Brandon McGowan, UM

American Football Coaches Association

QB.....Lang Campbell, WM
DB.....Sidney Haugabrook, UD

2003 The Sports Network

First Team

LB.....Liam Ezekiel, NU
DL.....Shawn Johnson, UD
OL.....Jason Nerys, UD

Second Team

OL.....Adam Bourget, NU
QB.....Andy Hall, UD

2010 CAA Football

CAA Football All-Americans

The Sports Network, considered the most widely-referenced news service of FCS, has selected an All-America team since 1987. The American Football Coaches Association (AFCA) has selected an FCS All-America team every year since 1979. Below is a listing of CAA Football All-America honorees as selected by both entities.

Third Team

LB..... Jeremy Cain, UMass
DB..... Anton McKenzie, UMass
DL..... Jerame Southern, JMU

American Football Coaches Association

WR..... Rich Musinski, WM
DL..... Shawn Johnson, UD

2002 The Sports Network

Second Team

QB..... Brett Gordon, VU
LB..... Stephen Cooper, UM
LB..... Dan Mulhern, UD
LB..... Renauld Williams, HOF

Third Team

OL..... Dwight Beard, WM
OL..... Mike Brigandi, HOF
LB..... Liam Ezekiel, NU

American Football Coaches Association

OL..... Dwight Beard, WM
RB..... Stephan Lewis, UNH
LB..... Stephen Cooper, UM

2001 The Sports Network

First Team

QB..... Rocky Butler, HOF
RB..... Brian Westbrook, VU
OL..... Dan Zorger, HOF
DL..... Ryan Fletcher, HOF
LB..... Derrick Lloyd, JMU

Second Team

TE..... Chad Hayes, UM
OL..... Eammon Allen, VU
DL..... Valdamar Brower, UMass
DL..... Jonathan Wilfong, UR
DB..... Lance Small, URI

Third Team

OL..... Jason Ball, UNH
RS..... Lennard Byrd, UM
DB..... T.J. Hill, NU
DB..... Doug Shanahan, HOF

American Football Coaches Association

TE..... Chad Hayes, UM
RB..... Brian Westbrook, VU

2000 The Sports Network

First Team

OL..... Jeff Fiss, UD
RS..... Brian Westbrook, VU
DL..... Raheem Walker, WM
LB..... Kole Ayi, UMass

Second Team

RB..... Brian Westbrook, VU
OL..... Eric Beatty, UR
DL..... Chris Morant, JMU
LB..... Brian McKenna, UD
DB..... T.J. Hill, NU

Third Team

QB..... Matt Nagy, UD
DL..... Mike Cecere, UD
LB..... Derick Pack, JMU

American Football Coaches Association

OL..... Eric Beatty, UR
LB..... Brian McKenna, UD

RS..... Brian Westbrook, VU

1999 The Sports Network

First Team

PK..... Brett Sterba, WM
LB..... Kole Ayi, UMass
DB..... Jerard White, UMass

Second Team

RB..... Curtis Keaton, JMU
RB..... Marcel Shipp, UMass
WR..... Murle Sango, VU
DL..... Chris Morant, JMU
DL..... JoJo Oliphant, UM
DB..... Jeremy Robinson, UMass

Third Team

LB..... Derick Pack, JMU

American Football Coaches Association

RB..... Curtis Keaton, JMU
DL..... JoJo Oliphant, UM
DB..... Jared White, UMass
PK..... Brett Sterba, WM

1998 The Sports Network

First Team

RB..... Jerry Azumah, UNH
WR..... Eddie Conti, UD
WR..... Brian Westbrook, VU
TE..... Kerry Taylor, UMass
OL..... Walter Jones, UNH
DL..... Marc Megna, UR
LB..... Khari Samuel, UMass

Second Team

QB..... Mike Cook, WM
RB..... Marcel Shipp, UMass
TE..... Mike Leach, WM
DL..... Frank Ferrara, URI
LB..... Miguel Viera, URI
DB..... Aaron Dashiell, UM
DB..... Winston October, UR
RS..... Brian Westbrook, VU

Third Team

QB..... Todd Bankhead, UMass
DL..... Raheem Walker, WM
DB..... Tony Booth, JMU

American Football Coaches Association

WR..... Eddie Conti, UD
TE..... Kerry Taylor, UMass
OL..... Eric King, UR
RB..... Jerry Azumah, UNH

1997 The Sports Network

First Team

WR..... Brian Finneran, VU
LB..... Shawn Barber, UR
P..... Brad Costello, BU

Second Team

RB..... Jerry Azumah, UNH
OL..... TaVarr Closs, UC
DB..... Tony Booth, JMU

Third Team

QB..... Chris Boden, VU
DL..... Marc Megna, UR
DB..... Dorrell Green, UD
PK..... Brian Shallcross, WM
KR..... Delvin Joyce, JMU

American Football Coaches Association

WR..... Brian Finneran, VU
OL..... TaVarr Closs, UC
LB..... Shawn Barber, UR
RS..... Jerry Azumah, UNH

1996 The Sports Network

First Team

DB..... Kenny Bailey, UD
DB..... Darren Sharper, WM

Second Team

RB..... Jerry Azumah, UNH
OL..... Josh Beyer, WM
DL..... Will Santi, URI

Third Team

WR..... Brian Finneran, VU
DL..... Todd Williamson, UM
LB..... Brian Smith, UD
P..... Brad Costello, BU

American Football Coaches Association

WR..... Brian Finneran, VU
OL..... Josh Beyer, WM
OL..... Jerome Daniels, UNH
DB..... Darren Sharper, WM

1995 The Sports Network

First Team

C..... David Bailey, JMU
DB..... Darren Sharper, WM

Second Team

OL..... Steve Archibald, UD
OL..... Shannon Trostle, UD
DL..... Lou D'Agostino, URI
PK..... John Coursey, JMU

Third Team

TE..... Ed Perry, JMU
OL..... Josh Beyer, WM
DL..... Brian Smith, URI
DB..... Kenny Bailey, UD
RS..... Cy Butler, URI

American Football Coaches Association

DB..... Kenny Bailey, UD

1994 The Sports Network

First Team

LB..... Tyrone Frazier, VU

Second Team

C..... Andre Maksimov, BU
RB..... Rene Ingoglia, UMass
DE..... Brian Corcoran, UMass
DT..... Tyrone Washington, JMU

Third Team

QB..... Robert Dougherty, BU
RB..... Daryl Brown, UD
WR..... Carnell Henderson, BU
TE..... Ed Perry, JMU
OL..... Shannon Trostle, UD
CB..... Chris Helon, BU
KR..... Dwight Robinson, JMU

Honorable Mention

OT..... Steve Archibald, UD
OT..... Keith Novak, UNH
OT..... Mike Pedone, BU
OT..... Brent Secrist, JMU
OG..... John Karaus, JMU
PK..... John Coursey, JMU

2010 CAA Football

CAA Football All-Americans

The Sports Network, considered the most widely-referenced news service of FCS, has selected an All-America team since 1987. The American Football Coaches Association (AFCA) has selected an FCS All-America team every year since 1979. Below is a listing of CAA Football All-America honorees as selected by both entities.

DE	Mike Foley, UNH
DE	John Schaefer, BU
LB	Greg Applewhite, WM
LB	David Atwood, NU
CB	Breon Parker, UMass
CB	Dwight Robinson, JMU
S	Maurice Glenn, UR
S	Darren Sharper, WM
KR	Dwight Robinson, JMU

American Football Coaches Association

RB	Daryl Brown, UD
DL	Mike Foley, UNH
LB	Tyrone Frazier, VU
DB	Breon Parker, UMass
DB	Dwight Robinson, JMU

1993

The Sports Network

First Team

OG	Bill Durkin, UMass
DB	Chris Helon, BU

Second Team

OG	Tom Walters, WM
OT	Matt Wildes, UD
DE	Matt Morrill, UD
LB	Marc Fauri, BU

Third Team

C	Andre Maksimov, BU
DB	Matt Rajotte, UMass
RS	Dwight Robinson, JMU

Honorable Mention

QB	Robert Dougherty, BU
QB	Shawn Knight, WM
RB	Daryl Brown, UD
RB	Rene Ingoglia, UMass
WR	David Gamble, UNH
WR	David McLeod, JMU
OL	Bill Lacey, VU
DL	Brian Corcoran, UMass
DL	Matt Joyce, UR
LB	Paul Duckworth, UC
LB	Bruce Bourgoin, UC
DB	Breon Parker, UMass
DB	Mark Salisbury, NU
P	Bill Hoffman, VU

American Football Coaches Association

DL	Matt Morrill, UD
----	-------	------------------

1992

The Sports Network

First Team

TE	Darren Rizzi, URI
LB	Eric Johnson, UR
DB	Don Caparotti, UMass

Second Team

LB	Curtis Eller, VU
LB	Dan Girard, UM
DB	Warren McIntyre, UD

Honorable Mention

TE	Brian Kozlowski, UC
TE	Scott Donald, VU
C	Tim Tarpey, VU
DE	Dwayne Gordon, UNH

American Football Coaches Association

TE	Darren Rizzi, URI
DL	Matt Morrill, UD
LB	Curtis Eller, VU
DB	Don Caparotti, UMass

1991

The Sports Network

First Team

LB	Eric Johnson, UR
LB	Warren McIntyre, UD

Second Team

RB	Barry Bourassa, UNH
WR	Mark Didio, UC
TE	Darren Rizzi, URI
LB	Curtis Eller, VU

Honorable Mention

OL	Jerome Bledsoe, UMass
----	-------	-----------------------

American Football Coaches Association

WR	Mark Didio, UC
RB	Barry Bourassa, UNH
LB	DeWayne Sabb, UNH
LB	Curtis Eller, VU
DB	Warren McIntire, UD

1990

The Sports Network

First Team

OG	Paul Mayberry, UMass
DB	Claude Pettaway, UM

Second Team

WR	Mark Didio, UC
----	-------	----------------

Honorable Mention

WR	Darren Altieri, BU
DB	Kevin Smith, URI

American Football Coaches Association

DB	Kevin Smith, URI
----	-------	------------------

1989

The Sports Network

First Team

OT	Scott Hough, UM
RB	Carl Smith, UM
WR	Darren Altieri, BU
DT	Michael Renna, UD
LB	Troy Ashley, UC

Second Team

OC	Bryan Russo, VU
OG	Ron Noble, UM
DT	Justin Strzelczyk, UM

American Football Coaches Association

OL	Bryan Russo, VU
RB	Carl Smith, UM
DL	Michael Renna, UD
LB	Troy Ashley, UC

1988

The Sports Network

First Team

LB	John McKeown, UMass
----	-------	---------------------

Second Team

WR	Glen Antrum, UC
DB	Brian Jordan, UR

Honorable Mention

OL	Bill Buttler, UMass
DB	Kevin Smith, URI
DB	Gary Jordan, UNH

American Football Coaches Association

WR	Glen Antrum, UC
OL	Paul Beradelli, VU
DL	Michael Renna, UD
LB	John McKeown, UMass
DB	Mark Seals, BU

1987

The Sports Network

Second Team

WR	Sergio Hebra, UM
LB	Darrell Booker, UD

American Football Coaches Association

OL	John Driscoll, UNH
----	-------	--------------------

1986

American Football Coaches Association

LB	Darrell Booker, UD
----	-------	--------------------

1985

American Football Coaches Association

TE	Brian Forster, URI
OL	Paul Dufault, UNH
QB	Tom Ehrhardt, URI

1984

American Football Coaches Association

TE	Brian Forster, URI
RB	Paul Lewis, BU

1983

American Football Coaches Association

RB	Paul Lewis, BU
DL	Tony DeLuca, URI
LB	John Dorsey, UC

1982

American Football Coaches Association

OL	Richard Pelzer, URI
RB	Gary Pearson, UMass

1981

American Football Coaches Association

OL	Bob Speight, BU
RB	Gregg Drew, BU
RB	Gary Pearson, UMass

1980

American Football Coaches Association

WR	Reggie Eccleston, UC
RB	Lorenzo Bouier, UM
DB	Bob Manning, UMass

1979

American Football Coaches Association

RB	Mal Najarian, BU
DL	Tom Pierzga, BU

2010 CAA Football

CAA Football Individual Award Winners

Offensive Player of the Year

2009 Matt Szczur (VU)
2008 Rodney Landers (JMU)
2007 Joe Flacco (UD)/Ricky Santos (UNH)
2006 Ricky Santos (UNH)/Steve Baylark (UMass)
2005 Ricky Santos (UNH)
2004 Lang Campbell (WM)
2003 Andy Hall (UD)
2002 Brett Gordon (VU)
2001 Brian Westbrook (VU)
2000 Brian Westbrook (VU)
1999 Curtis Keaton (JMU)
1998 Jerry Azumah (UNH)
1997 Brian Finneran (VU)
1996 Jerry Azumah (UNH)
1995 Leo Hamlett (UD)
1994 Robert Dougherty (BU)
1993 Robert Dougherty (BU)
1992 Greg Lilly (UR)
1991 Barry Bourassa (UNH)
1990 Stan Greene (BU)/Gary Wilkos (UMass)
1989 Mike Buck (UM)
1988 Matt DeGennaro (UC)
1987 Mike Buck (UM)
1986 Rich Gannon (UD)
1985 Tom Ehrhardt (URI)
1984 Tom Ehrhardt (URI)
1983 Paul Lewis (BU)
1982 Rich LaBonte (UM)
1981 Ken Sweitzer (UC)
1980 Jim Jensen (BU)

Rookie of the Year

2009OFF: Justin Thorpe (JMU)
DEF: B.W. Webb (WM)
2008OFF: Jonathan Grimes (WM)
DEF: Brian McNally (UNH)/Pat Williams (JMU)
2007OFF: Kevin Grayson (UR)
DEF: Eric McBride (UR)
2006OFF: Eric Ward (UR)
DEF: Luke Bonus (HOF)
2005OFF: Joe Casey (URI)
DEF: Sherman Logan (UR)
2004Tony LeZotte (JMU)/Ricky Santos (UNH)
2003 Ron Whitcomb (UM)
2002 R.J. Cobbs (UMass)
2001Sidney Haugabrook (UD)
2000 Rich Musinski (WM)
1999 Dave Corley, Jr. (WM)
1998Adrian Zullo (UMass)
1997Recolon Jumpp (UC)
1996 Dave Conklin (WM)

1995 Tory Taylor (UC)
1994 Julien Dale (BU)
1993 Chris Hixson (URI)
1992 Rene Ingoglia (UMass)
1991 Daryl Brown (UD)
1990 John Johnson (UMass)
1989 Bill Vergantino (UD)
1988 Carl Smith (UM)
1987Matt DeGennaro (UC)
1986 Tim Bryant (UMass)
1985 Dave Palazzi (UMass)
1984 Pat Mancini (BU)
1983Dameon Reilly (URI)
1982 Bill Brooks (BU)
1981 Rich LaBonte (UM)
1980 Curt Collins (UNH)

Special Teams Player of the Year

2009 Matt Szczur (VU)
2008Scotty McGee (JMU)
2007 Justin Rogers (UR)
2006 Rob Zarrilli (HOF)
2005 Christian Koegel (UMass)
2004 Greg Kuehn (WM)
2003 Wendall Williams (URI)

Defensive Player of the Year

2009 Arthur Moats (JMU)
2008 Jovan Belcher (UM)
2007 Tony LeZotte (JMU)
2006 Akeem Jordan (JMU)
2005 Tony LeZotte (JMU)
2004 Shannon James (UMass)
2003 Shawn Johnson (UD)
2002 Stephen Cooper (UM)
2001 Stephen Cooper (UM)/Derrick Lloyd (JMU)
2000 Brian McKenna (UD)
1999 Chris Morant (JMU)
1998 Marc Megna (UR)
1997 Shawn Barber (UR)
1996 Darren Sharper (WM)
1995 Jason Miller (WM)
1994 Brian Corcoran (UMass)
1993 Craig Staub (WM)
1992 Curtis Eller (VU)
1991 Curtis Eller (VU)
1990 James Smith (UR)
1989 Troy Ashley (UC)
1988 John McKeown (UMass)
1987 Paul Boulay (UNH)
1986 Kevin Murphy (BU)
1985 Neal Zonfrelli (UNH)/Mark Michaels (UC)

1984 Tim Teevens (UNH)
1983 John Dorsey (UC)
1982 John Dorsey (UC)
1981 Steve Doig (UNH)
1980 Mike Kelleher (BU)

Coach of the Year

2009Andy Talley (VU)
2008 Mickey Matthews (JMU)
2007 Dave Clawson (UR)
2006 Don Brown (UMass)
2005 Dave Clawson (UR)
2004 Sean McDonnell (UNH)
2003 Mark Whipple (UMass)
2002 Don Brown (NU)
2001 Jack Cosgrove (UM)/Tim Stowers (URI)
2000 Jim Reid (UR)
1999 Mickey Matthews (JMU)
1998 Jim Reid (UR)
1997 Andy Talley (VU)
1996 Jack Cosgrove (UM)
1995 Floyd Keith (URI)/Jim Reid (UR)
1994 Bill Bowes (UNH)
1993 Dan Allen (BU)
1992 Jim Marshall (UR)
1991 Tubby Raymond (UD)
1990 Jim Reid (UMass)
1989 Tom Lichtenberg (UM)/Bill Bowes (UNH)
1988 Jim Reid (UMass)
1987 Dal Shealy (UR)
1986 Tom Jackson (UC)
1985 Bob Griffin (URI)
1984 Bob Griffin (URI)
1983 Rick Taylor (BU)
1982 Ron Rogerson (UM)

Student-Athlete of the Year

2009 Osayi Osunde (VU)
2008 Ryan Canary (UM)
2007 Mike Byrne (UD)/Matt Sherry (VU)
2006 Ron Whitcomb (UM)
2005 Matt Magerko (JMU)
2004 Lang Campbell (WM)
2003 Ben Cross (UD)



2010 CAA Football

CAA Football All-Conference Teams

2009

First Team

QB Chris Whitney (VU)
 RB John Griffin (NU)
 RB Jonathan Grimes (WM)
 FB/HB Chris Zardas (UMass)
 WR Victor Cruz (UMass)
 WR Mark Duncan (UD)
 WR Matt Szczur (VU)
 WR Landis William (UM)
 TE Scott Sicko (UNH)
 OL Dorian Brooks (JMU)
 OL Vladimir Ducasse (UMass)
 OL Ben Ijalana (VU)
 OL Matt McCracken (UR)
 OL Michael Silva (UR)
 PK Tom Manning (UNH)
 KR Matt Szczur (VU)
 PR Derek Hatcher (UR)

DL Brandon Gilbeaux (UD)
 DL Tim Kukucka (VU)
 DL Sean Lissemore (WM)
 DL Arthur Moats (JMU)
 DL Adrian Tracy (WM)
 LB Luke Bonus (HOF)
 LB Eric McBride (UR)
 LB Collin McConaghy (UR)
 LB Terence Thomas (VU)
 CB Justin Rogers (UR)
 CB Anthony Walters (UD)
 S David Caldwell (WM)
 S Charles Graves (UD)
 S Jeromy Miles (UMass)
 P David Miller (WM)

Second Team

QB R.J. Archer (WM)
 RB Chad Kackert (UNH)
 RB Tony Nelson (UMass)
 FB/HB Everette Benjamin (HOF)
 WR Kevin Grayson (UR)
 WR Brandyn Harvey (VU)
 WR D.J. McAulay (WM)
 WR Aaron Weaver (HOF)
 TE Rob Varno (WM)
 OL Tyler Eastman (UM)
 OL Tom Neill (UNH)
 OL Kevin Newhall (NU)
 OL Corey Nicholson (UD)
 OL C.J. Muse (WM)
 PK Brian Pate (WM)
 KR Scotty McGee (JMU)
 PR Scotty McGee (JMU)

DL Sam Daniels (JMU)
 DL Kyle Harrington (UMass)
 DL Phil Matusz (VU)
 DL Martin Parker (UR)
 LB Tyler Holmes (UMass)
 LB Osayi Osunde (VU)
 LB Jake Trantin (WM)
 LB Sean Ware (UNH)
 CB Scotty McGee (JMU)
 CB Dino Vasson (UNH)
 CB B.W. Webb (WM)
 S Anthony Bratton (UD)
 S Terrence Klein (UNH)
 P Tim Edger (URI)

Third Team

QB Eric Ward (UR)
 RB Aaron Ball (VU)
 RB Justin Forte (UR)
 FB/HB Kendall Gaskins (UR)
 WR Tre Gray (UR)
 WR Shawn Leonard (URI)
 WR Rockeed McCarter (JMU)
 TE Mike Caussin (JMU)
 OL Brian Brannigan (VU)
 OL Brant Clouser (VU)
 OL Drew Lachenmayer (UR)
 OL Derek Moore (HOF)
 OL Theo Sherman (JMU)
 PK Armando Cuko (UMass)
 KR Jonathan Grimes (WM)
 PR B.W. Webb (WM)

DL Ronnell Brown (JMU)
 DL Brandon Collier (UMass)
 DL Kyle Maroney (UNH)
 DL Parker Miles (UR)
 DL Jordan Stevens (UM)
 LB Rob Damon (URI)
 LB Donte Dennis (UM)
 LB Marquis Kirkland (VU)
 LB Patrick Weldon (UR)
 LB Pat Williams (JMU)
 CB Steven Barker (UM)
 CB Jimmy Pitts (VU)
 S John Dempsey (VU)
 S Michael Ireland (UR)
 P Ed Wagner (UD)

2008

First Team

QB Rodney Landers (JMU)
 RB Tony Nelson (UMass)
 RB Josh Vaughan (UR)
 FB/HB Jared Turcotte (UM)
 WR Mike Boyle (UNH)
 WR Victor Cruz (UMass)
 WR Kevin Grayson (UR)
 TE Scott Sicko (UNH)
 OL Ryan Canary (UM)
 OL Vladimir Ducasse (UMass)
 OL Ben Ijalana (VU)
 OL Scott Lemn (JMU)

DL Jovan Belcher (UM)
 DL Greg Miller (VU)
 DL Lawrence Sidbury (UR)
 DL Adrian Tracy (WM)
 LB Luke Bonus (HOF)
 LB Josh Jennings (UMass)
 LB Eric McBride (UR)
 LB Osayi Osunde (VU)
 CB Evan McCullough (JMU)
 CB Courtney Robinson (UMass)
 CB Justin Rogers (UR)
 S Charles Graves (UD)

OL Matt McCracken (UR)
 PK Brian Pate (WM)
 KR Jonathan Grimes (WM)
 PR Scotty McGee (JMU)

Second Team

QB Liam Coen (UMass)
 QB R.J. Toman (UNH)
 RB Aaron Ball (VU)
 RB Jonathan Grimes (WM)
 RB Eugene Holloman (JMU)
 FB/HB John Crone (UR)
 WR Marcus Lee (TU)
 WR Matt Szczur (VU)
 WR Aaron Weaver (HOF)
 TE Brian Mandeville (NU)
 TE Rob Varno (WM)
 OL Terrence Apted (JMU)
 OL Izzy Bauta (VU)
 OL Dorian Brooks (JMU)
 OL Josh Droesch (UNH)
 OL Kheon Hendricks (UD)
 OL Michael Silva (UR)
 PK Andrew Howard (UR)
 KR Scotty McGee (JMU)
 PR Derek Hatcher (UR)

S Marcus Haywood (JMU)
 S Jeromy Miles (UMass)
 P Brett Arnold (UMass)

DL Hassan Abdul-Wahid (JMU)
 DL Tim Kukucka (VU)
 DL Sherman Logan (UR)
 DL Matt Marcorelle (UD)
 LB Andrew Downey (UM)
 LB Matt Hansen (URI)
 LB Marquis Kirkland (VU)
 LB Matt Parent (UNH)
 CB Derek Cox (WM)
 CB Dino Vasson (UNH)
 S John Clements (UNH)
 S Drew Mack (TU)
 P Tom Bishop (UNH)

Third Team

QB Jake Phillips (WM)
 QB Sean Schaefer (TU)
 RB Alex Broomfield (NU)
 RB Jhamal Fluellen (UM)
 FB/HB Griff Yancey (JMU)
 WR Phil Atkinson (VU)
 WR Jeremy Horne (UMass)
 WR D.J. McAulay (WM)
 TE Robbie Agnone (UD)
 OL Christopher Arnao (UM)
 OL Brian Brannigan (VU)
 OL Sean Calicchio (UMass)
 OL Kevin Newhall (NU)
 OL Theo Sherman (JMU)
 PK Joe Marcoux (VU)
 KR Angelo Babbaro (VU)
 PR Brandon Johnson-Farrell (URI)

DL Dave Dalessandro (VU)
 DL Sam Daniels (JMU)
 DL Kyle Harrington (UMass)
 DL Arthur Moats (JMU)
 LB Phil Higgins (NU)
 LB Jordan Manning (TU)
 LB Collin McConaghy (UR)
 LB Josh Rutter (WM)
 CB Salim Koroma (VU)
 CB Lionel Nixon, Jr. (UM)
 S Nate Thellen (NU)
 S Darrel Young (VU)
 P David Miller (WM)

2007

First Team

QB Joe Flacco (UD)
 QB Ricky Santos (UNH)
 RB Omar Cuff (UD)
 RB Tim Hightower (UR)
 RB Maurice Murray (NU)
 FB/HB Joe Casey (URI)
 WR Keith Levan (UNH)
 WR Aaron Love (UD)
 WR J.J. Moore (UMass)
 WR Charles Sullivan (HOF)
 TE Matt Sherry (VU)
 OL Matt Austin (UMass)
 OL Mike Byrne (UD)
 OL Nick Couturier (UNH)
 OL Kheon Hendricks (UD)
 OL Scott Lemn (JMU)
 PK Jon Striefsky (UD)
 KR Justin Rogers (UR)
 PR Anthony Nelson (HOF)

DL John Baranowsky (JMU)
 DL Jovan Belcher (UM)
 DL David Burris (UMass)
 DL Lawrence Sidbury (UR)
 LB Brian Bradford (TU)
 LB Jason Hatchell (UMass)
 LB Gian Villante (HOF)
 LB Charles Walker (UMass)
 CB Courtney Robinson (UMass)
 CB Sean Smalls (UMass)
 S Tony LeZotte (JMU)
 S Jeff Pammer (UNH)
 P Bryan Gianecchini (URI)

Second Team

QB Liam Coen (UMass)
 QB Rodney Landers (JMU)
 RB Kareem Huggins (HOF)

DL Hassan Abdul-Wahid (JMU)
 DL Tim Kukucka (VU)
 DL Shemiah LeGrande (HOF)

2010 CAA Football

CAA Football All-Conference Teams

RB Matt Lawrence (UMass)
 FB/HB John Crone (UR)
 WR Kevin Grayson (UR)
 WR Marcus Lee (TU)
 WR Rasheed Rancher (UMass)
 TE Brian Mandeville (NU)
 OL Sean Calicchio (UMass)
 OL Ryan Canary (UM)
 OL Matt McCracken (UR)
 OL Kevin Newhall (NU)
 OL Mark Stolte (URI)
 PK David Stannard (JMU)
 KR Kareem Huggins (HOF)
 PR Derek Hatcher (UR)

Third Team

QB Jake Phillips (WM)
 RB Matt Dicken (VU)
 RB Jhamal Fluellen (UM)
 WR L.C. Baker (JMU)
 WR Elliott Mack (WM)
 WR Kervin Michaud (UD)
 TE Scott Sicko (UNH)
 OL Terrence Apted (JMU)
 OL Rich Beverley (UD)
 OL Shawn Demaray (UM)
 OL Nick Diana (UMass)
 OL Brad Stewart (WM)
 PK Chris Koepplin (UMass)
 KR Courtney Robinson (UMass)
 PR L.C. Baker (JMU)

DL Ken Sussman (HOF)
 LB Justin Barnes (JMU)
 LB Andrew Downey (UM)
 LB Husain Karim (UNH)
 LB Eric McBride (UR)
 CB John Clements (UNH)
 CB Ki'Ameer Johnson (URI)
 CB Evan McCollough (JMU)
 S David Darby (HOF)
 S Stephen Howell (UR)
 P Tom Bishop (UNH)

DL Brandon Collier (UMass)
 DL Bruno Dorismond (UM)
 DL Matt Marcovelle (UD)
 DL Marvin Wright (UNH)
 LB Stanley Gutierrez (HOF)
 LB Collin McConaghy (UR)
 LB Joe Mele (NU)
 LB Osaye Osunde (VU)
 CB Derek Cox (WM)
 CB Seth Williams (UR)
 S Drew Mack (TU)
 S Jeromy Miles (UMass)
 P Jason Pritchard (JMU)

2006

First Team

QB Ricky Santos (UNH)
 RB Steve Baylark (UMass)
 RB Eugene Holloman (JMU)
 FB/HB Joe Casey (URI)
 WR David Ball (UNH)
 WR Brandon London (UMass)
 WR Eric Yancey (TU)
 TE Ben Patrick (UD)
 OL Matt Austin (UMass)
 OL Jermon Bushrod (TU)
 OL Corey Davis (JMU)
 OL Christian Gaddis (VU)
 OL Alex Miller (UMass)
 OL Tucker Peterson (UNH)
 PK Rob Zarrilli (HOF)
 KR Rashaad Woodard (UD)
 PR L.C. Baker (JMU)

Second Team

QB Justin Rascati (JMU)
 RB Elijah Brooks (WM)
 RB Arel Gordon (UM)
 RB Maurice Murray (NU)
 FB/HB DeQuee May (VU)
 WR L.C. Baker (JMU)
 WR Arman Shields (UR)
 WR Shaine Smith (HOF)
 TE Kendrick Ballantyne (NU)
 OL Judd Altman (UR)
 OL Nick Diana (UMass)
 OL Shamel Lewis (URI)
 OL Cody Morris (WM)
 OL David Thompson (UMass)
 PK Chris Koepplin (UMass)
 KR Courtney Robinson (UMass)
 PR Raji El-Amin (URI)

DL Johnny Campbell (UR)
 DL Mike DeVito (UM)
 DL Matt King (UM)
 DL Kevin Winston (JMU)
 LB Isaiah Dottin-Carter (JMU)
 LB Adam Goloboski (UR)
 LB Jason Hatchell (UMass)
 LB Akeem Jordan (JMU)
 LB Gian Villante (HOF)
 CB Manauris Arias (UM)
 CB Tracy Belton (UMass)
 S Allyn Bacchus (VU)
 S James Ihedigbo (UMass)
 S Tony LeZotte (JMU)
 P Christian Koegel (UMass)

DL John Baranowsky (JMU)
 DL David Burriss (UMass)
 DL John Hatchell (UMass)
 DL Chuck Suppon (JMU)
 LB Brad Anderson (UMass)
 LB Brian Bradford (TU)
 LB Lance Gray (UR)
 LB Chris Ndubueze (WM)
 LB Charles Walker (UMass)
 CB Virgil Gray (URI)
 CB David Horton (UR)
 CB Sean Smalls (UMass)
 S Phil Minafeld (JMU)
 S Daren Stone (UM)
 P Bryan Giannecchini (URI)

Third Team

QB Liam Coen (UMass)
 RB Omar Cuff (UD)
 RB Tim Hightower (UR)
 FB/HB Shane Hopkins (NU)
 WR Keith LeVan (UNH)
 WR Joe Nicholas (WM)
 TE Brad Listorti (UMass)
 OL Mike Byrne (UD)
 OL Michael Costanzo (VU)
 OL Mike Parham (JMU)
 OL Jed Prisby (HOF)
 OL Tim Silver (UR)
 PK David Rabil (JMU)
 KR Ardon Bransford (JMU)
 PR J.J. Moore (UMass)

DL Matt Campopiano (NU)
 DL Bruno Dorismond (UM)
 DL Sherman Logan (UR)
 DL Ken Sussman (HOF)
 DL John Webb (TU)
 LB Luke Bonus (HOF)
 LB Andrew Downey (UM)
 LB Husain Karim (UNH)
 LB John Wormuth (UM)
 CB John Clements (UNH)
 CB Richard Orah (NU)
 S Lamar Gay (NU)
 S Jeff Pammer (UNH)
 P Jason Pritchard (JMU)

2005

First Team

QB Ricky Santos (UNH)
 RB Steve Baylark (UMass)
 RB Omar Cuff (UD)
 FB/HB Joe Casey (URI)
 WR David Ball (UNH)
 WR Marques Colston (HOF)
 WR J.J. Outlaw (VU)
 TE Jonathan Williams (UNH)
 OL Willie Colon (HOF)
 OL Ryan Gibbons (NU)
 OL Ben Lazarski (UM)
 OL Matt Magerko (JMU)
 OL Alex Miller (UMass)
 OL Mike Roseborough (NU)
 PK Rob Zarrilli (HOF)
 KR David Freeman (UR)

Second Team

QB Stacy Tutt (UR)
 RB Alvin Banks (JMU)
 RB Elijah Brooks (WM)
 RB Maurice Murray (NU)
 FB/HB Matt Trinkle (WM)
 WR Andrae Brown (TU)
 WR Devalle Ellis (HOF)
 WR Cory Parks (NU)
 TE Adam Bratton (WM)
 OL Brent Caldwell (UMass)
 OL Corey Davis (JMU)
 OL Shamel Lewis (URI)
 OL Patrick Mulloy (WM)
 OL Brian Sims (UD)
 OL David Sundberg (UNH)
 PK Greg Kuehn (WM)

Third Team

QB Anton Clarkson (HOF)
 RB Terry Crenshaw (HOF)
 RB Maurice Fenner (JMU)
 RB Nick Williams (TU)
 WR Arel Gordon (UM)
 WR Brandon London (UMass)
 WR Kevin McMahan (UM)
 TE Casime Harris (JMU)
 OL Judd Altman (UR)
 OL Jermon Bushrod (TU)
 OL Christian Gaddis (VU)
 OL Cody Morris (WM)
 OL Tucker Peterson (UNH)
 OL Jed Prisby (HOF)
 OL Joe Ripple (TU)
 PK Connor McCormick (UNH)

DL Darrell Adams (VU)
 DL Sherman Logan (UR)
 DL Tom Parks (UD)
 DL Keron Williams (UMass)
 DL Kevin Winston (JMU)
 LB Adam Goloboski (UR)
 LB Cole Haley (HOF)
 LB Brian Hulea (VU)
 LB Jermaine Walker (UM)
 CB Allante Harrison (TU)
 CB Clint Kent (JMU)
 S Shannon James (UMass)
 S Tony LeZotte (JMU)
 P Christian Koegel (UMass)
 PR L.C. Baker (JMU)

DL Stephen Bowen (HOF)
 DL Isai Bradshaw (JMU)
 DL Mike DeVito (UM)
 DL Daniel Garay (HOF)
 DL Derek Stank (UNH)
 LB Jason Hatchell (UMass)
 LB Akeem Jordan (JMU)
 LB John Mulhern (UD)
 LB Serge Tikum (UMass)
 CB Stephen Cason (WM)
 CB Corey Graham (UMH)
 S Allyn Bacchus (VU)
 S Jarrod Gomes (UM)
 P Chris Radford (UR)
 PR Michael Boyle (UNH)
 KR Corey Graham (UNH)

DL Johnny Campbell (UR)
 DL Edward Greene (HOF)
 DL Dan Mangiero (UR)
 DL Adam O'Connor (WM)
 LB Brian Bradford (TU)
 LB Lance Gray (UR)
 LB Joe Mele (NU)
 LB Jamil Young (NU)
 CB Rodney Badger (VU)
 CB Daren Stone (UM)
 S Baron Flenory (UNH)
 S James Ihedigbo (UMass)
 P Adam James (VU)
 PR Aaron Love (UD)
 KR Rashaad Woodard (UD)



2010 CAA Football

CAA Football All-Conference Teams

2004

First Team

QB Lang Campbell (WM)
 RB Steve Baylark (UMass)
 RB Marcus Williams (UM)
 WR David Ball (UNH)
 WR Cory Parks (NU)
 TE Jonathan Williams (UNH)
 OL Dustin Bayer (URI)
 OL Adam Bourget (NU)
 OL Trip DelCampo (UD)
 OL Rob Kane (UMass)
 OL Ben Lazarski (UM)
 OL Matt Magerko (JMU)
 PK Greg Kuehn (WM)
 KR Arel Gordon (UM)
 KR Sidney Haugabrook (UD)
 PR Sidney Haugabrook (UD)

DL Darrell Adams (VU)
 DL Jamil Butler (VU)
 DL Chris Mooney (UD)
 DL Tom Parks (UD)
 DL George Peterson (UNH)
 LB Mondoe Davis (UD)
 LB Liam Ezekiel (NU)
 LB Brian Hulea (VU)
 LB Kwynn Walton (JMU)
 DB Sidney Haugabrook (UD)
 DB Shannon James (UMass)
 DB Tony LeZotte (JMU)
 DB Brandon McGowan (UM)
 DB P.D. Moore (TU)
 P Mike Mellow (UM)

Second Team

QB Ricky Santos (UNH)
 RB Terry Butler (VU)
 RB Jason Ham (URI)
 WR Devalle Ellis (HOF)
 WR Dominique Thompson (WM)
 TE Josh Radulski (UM)
 OL Willie Colon (HOF)
 OL Christian Leibl-Cote (UNH)
 OL Cody Morris (WM)
 OL Pat O'Brien (HOF)
 OL Mike Roseborough (NU)
 PK Chris Onorato (HOF)
 KR David Bailey (UNH)
 PR Cortez Thompson (JMU)

DL James Abosi (NU)
 DL Clifton Coker (UR)
 DL Adam O'Connor (WM)
 DL Terence Taylor (VU)
 LB Teddy Gibbons (URI)
 LB Trey Townsend (JMU)
 LB Gian Villante (HOF)
 LB Jermaine Walker (UM)
 DB Tracy Belton (UMass)
 DB Stephen Cason (WM)
 DB Rodney McCarter (JMU)
 DB Gavin Potter (NU)
 DB Cortez Thompson (JMU)
 P Christian Koegel (UMass)

Third Team

QB Shawn Brady (NU)
 RB David Freeman (UR)
 RB Jon Smith (WM)
 WR David Boler (UD)
 WR J.J. Outlaw (VU)
 WR Christian Pereira (UM)
 TE Tom Ridley (JMU)
 OL Jermon Bushrod (TU)
 OL Tim Carignan (UNH)
 OL Ryan Gibbons (NU)
 OL Mike LeConte (UM)
 OL Brandon Wenz (URI)
 PK David Rabil (JMU)
 KR Will Marcus (TU)
 PR David Bailey (UNH)

DL Frank Cobbs (JMU)
 DL Mike Collier (TU)
 DL Daniel Garay (HOF)
 DL Keron Williams (UMass)
 LB Adam Goloboski (UR)
 LB Lance Gray (UR)
 LB Cole Haley (HOF)
 LB Chris Ndubueze (WM)
 DB Corey Graham (UNH)
 DB Allante Harrison (TU)
 DB Jeremy Morgan (VU)
 DB Aaron Thomas (UNH)
 P Mike Mesi (WM)

2003

First Team

QB Andy Hall (UD)
 RB Tim Gale (NU)
 RB Marcus Williams (UM)
 WR Rich Musinski (WM)
 WR J.J. Outlaw (VU)
 TE Matt Chila (VU)
 OL Adam Bourget (NU)
 OL Mike Finn (VU)
 OL Jason Nerys (UD)
 OL Pete Richardson (UM)
 OL Joe Wilson (UR)
 PK Shane Laisle (URI)
 RS Wendall Williams (URI)

DL Darrell Adams (VU)
 DL Valdamar Brower (UM)
 DL Shawn Johnson (UD)
 DL Jerame Southern (JMU)
 LB Jeremy Cain (UM)
 LB Liam Ezekiel (NU)
 LB Brian Hulea (VU)
 LB Renauld Williams (HOF)
 DB Anton McKenzie (UMass)
 DB Anthony Nolen (NU)
 DB Billy Parker (WM)
 DB Raymond Ventrone (VU)
 P Nick Englehart (JMU)

Second Team

QB Jeff Krohn (UMass)
 RB Steve Baylark (UMass)
 RB Germaine Bennett (UD)

DL James Abosi (NU)
 DL Jamil Butler (VU)
 DL Dennis Dottin-Carter (UM)

WR Ricky Bryant (HOF)
 WR Jason Peebler (UMass)
 TE Dante Fusco (UM)
 OL Brian Barbato (UNH)
 OL Dustin Bayer (URI)
 OL Rob Kane (UMass)
 OL Mike LeConte (UM)
 OL Steve Stocki (WM)
 PK Miro Kesic (NU)
 PK Greg Kuehn (WM)
 RS David Bailey (UNH)

DL Chris Mooney (UD)
 DL George Peterson (UNH)
 LB Paul Carpenter (WM)
 LB Mondoe Davis (UD)
 LB Mark Kimener (UMass)
 LB Dennard Melton (JMU)
 LB Chris Robinson (UNH)
 DB Marques Bobo (WM)
 DB Clarence Curry (VU)
 DB Sidney Haugabrook (UD)
 DB Brandon McGowan (UM)
 P Tyler Grogan (NU)

Third Team

QB Lang Campbell (WM)
 QB Mike Granieri (UNH)
 RB Terry Butler (VU)
 RB Jason Ham (URI)
 WR Cory Parks (NU)
 WR Christian Pereira (UM)
 TE Rick Lavelle (UD)
 OL Trip DelCampo (UD)
 OL Ryan Gibbons (NU)
 OL Jon Hart (UNH)
 OL Edgar Puzio (URI)
 OL Jason Saks (VU)
 PK Brad Shushman (UD)
 RS Moe Gibson (VU)

DL Colin Christopher (UMass)
 DL Dan Joslyn (UM)
 DL Pat Pa'u (UM)
 DL Terence Taylor (VU)
 LB Teddy Gibbons (URI)
 LB Fred Lazo (UM)
 LB Travis McLaurin (WM)
 LB Mike Ziccardi (UMass)
 DB Mike Adams (UD)
 DB Shannon James (UMass)
 DB Jeremiah Mason (NU)
 DB Rodney McCarter (JMU)
 P Mike Mesi (WM)

2002

First Team

QB Brett Gordon (VU)
 RB Tim Gale (NU)
 RB Stephan Lewis (UNH)
 WR Rich Musinski (WM)
 WR Adrian Zullo (UMass)
 TE Matt Chila (VU)
 OL Dwight Beard (WM)
 OL Mike Brigandi (HOF)
 OL John McDonald (NU)
 OL Maikel Miret (UM)
 OL Joe Wilson (UR)
 PK Miro Kesic (NU)
 PK Shane Laisle (URI)
 RS Mike Connelly (JMU)
 DB Ricardo Walker (UD)

DL Steve Anzalone (NU)
 DL Steve Boyer (UR)
 DL Dennis Dottin-Carter (UM)
 DL Joe Minucci (UD)
 DL Jerame Southern (JMU)
 LB Stephen Cooper (UM)
 LB Liam Ezekiel (NU)
 LB Dan Mulhern (UD)
 LB Mark Thompson (UR)
 LB Renauld Williams (HOF)
 DB David Cusano (UM)
 DB Billy Parker (WM)
 DB Ramon Richeson (UR)
 DB Art Smith (NU)
 P David Sanger (UMass)

Second Team

QB Dave Corley, Jr. (WM)
 RB R.J. Cobbs (UMass)
 RB Marcus Williams (UM)
 WR Boyd Ouden (UR)
 WR Brian White (VU)
 TE Corey Paxton (WM)
 OL Matt Hammond (UM)
 OL Jason Nerys (UD)
 OL Tom Olivo (NU)
 OL Pete Richardson (UM)
 OL Leon Steinfeld (JMU)
 PK Greg Kuehn (WM)
 RS Wendall Williams (URI)

DL Valdamar Brower (UMass)
 DL Brendan Curry (UM)
 DL Marc Hayes (URI)
 DL Richard Hicks (JMU)
 LB Adrian Archie (UR)
 LB Jeremy Cain (UMass)
 LB Adam Walter (NU)
 LB Mohammed Yousofi (WM)
 DB Kurt Abrams (NU)
 DB Sidney Haugabrook (UD)
 DB Robert Thomas (HOF)
 DB Czar Wiley (UNH)
 P Shane Laisle (URI)

Third Team

QB Jake Eaton (UM)
 RB Rondell Bradley (JMU)
 RB Jon Smith (WM)
 WR Ricky Bryant (HOF)
 WR Alan Harrison (JMU)
 TE Rick Lavelle (UD)
 OL Brian Barbato (UNH)
 OL Adam Bourget (NU)
 OL Mike Finn (VU)

DL Shaun Kinsley (HOF)
 DL Shaka Martin (URI)
 DL Terence Taylor (VU)
 DL Marcus Washington (WM)
 LB Paul Carpenter (WM)
 LB Brian Hulea (VU)
 LB Dennard Melton (JMU)
 LB Jamison Young (VU)
 DB Marques Bobo (WM)

2010 CAA Football

CAA Football All-Conference Teams

OL Ray Loffredo (WM)
 OL Sean McCarthy (VU)
 PK Doug White (UMass)
 RS Ricardo Walker (UD)

DB Gary Johnson (VU)
 DB Anton McKenzie (UMass)
 DB Justin Ruffin (JMU)
 P Ryan Bleiler (UD)

WR Dwayne Wilmot (UM)
 TE Michael Millard (UR)
 OL Jason Ball (UNH)
 OL Stan Bennett (VU)
 OL Joe Frawley (UMass)
 OL Ryan Ward (UNH)
 OL Al Willis (UNH)
 RS Delvin Joyce (JMU)
 PK Scott Collins (UD)

LB Todd Greineder (WM)
 LB Mac Janney (UR)
 LB Derrick Lloyd (JMU)
 LB Dan Mulhern (UD)
 DB Jimmy Cerminaro (WM)
 DB Mark Coates (JMU)
 DB Mike Furline (UD)
 DB Lance Small (URI)
 P Chris Steiner (UD)

2001

First Team

QB Rocky Butler (HOF)
 RB Brian Westbrook (VU)
 RB L.J. McKanas (NU)
 WR Rich Musinski (WM)
 WR Kahmal Roy (HOF)
 TE Chad Hayes (UM)
 OL Eamonn Allen (VU)
 OL Jason Ball (UNH)
 OL Dwight Beard (WM)
 OL Mike Brigandi (HOF)
 OL Dan Zorger (HOF)
 PK Casey Hannon (VU)
 RS Lennard Byrd (UM)

DL Valdamar Brower (UMass)
 DL Ryan Fletcher (HOF)
 DL Josh Spraker (UR)
 DL Jonathan Wilfong (UR)
 LB Stephen Cooper (UM)
 LB Derrick Lloyd (JMU)
 LB Dan Mulhern (UD)
 LB Derick Pack (JMU)
 DB T.J. Hill (NU)
 DB Jeremy Robinson (UMass)
 DB Doug Shanahan (HOF)
 DB Lance Small (URI)
 P David Sanger (UM)

Third Team

QB Dave Corley, Jr. (WM)
 RB David Jamison (URI)
 RB TyRonne Turner (UR)
 WR Phil McGeoghan (UM)
 WR Kamau Peterson (UNH)
 TE Greg Penecale (UD)
 OL John Ahern (UD)
 OL Jeff Dodge (UD)
 OL Murray Douglas (JMU)
 OL Ken Farrar (UR)
 OL Kyle Porter (NU)
 RS Brett Veach (UD)
 PK Todd Jagoutz (UM)

DL Marc Hayes (URI)
 DL David Lewandoski (UR)
 DL Dan Schneider (UM)
 DL Kwesi Solomon (VU)
 LB Darrell Edmonds (UD)
 LB Mark Thompson (UR)
 LB Mohammed Yousofi (WM)
 LB Paul Picciotti (URI)
 DB Chad Blackstock (UR)
 DB Harold Hill (UR)
 DB Eric Mitchell (UNH)
 DB Marc Zlotek (URI)
 P Chris Birch (VU)

Second Team

QB Dave Corley, Jr. (WM)
 RB Royston English (UM)
 RB Stephan Lewis (UNH)
 WR Charlie Adams (HOF)
 WR Jamin Elliott (UD)
 TE Matt Chila (VU)
 OL John Ahern (UD)
 OL Jim Bode (NU)
 OL Ken Farrar (UR)
 OL Rich Holzer (HOF)
 OL Shane Vergari (URI)
 K Mike Nagelin (WM)
 RS Rich Musinski (WM)

DL Steve Anzalone (NU)
 DL Marc Hayes (URI)
 DL Kwesi Solomon (VU)
 DL Chris Stahl (WM)
 LB Todd DeLamielleure (HOF)
 LB Darrell Edmonds (UD)
 LB Marty Magerko (WM)
 LB Paul Picciotti (URI)
 DB Chad Blackstock (UR)
 DB Jason Hill (UR)
 DB Art Smith (NU)
 DB Chuck Wesley (URI)
 P Chris Steiner (UD)

Third Team

QB Brett Gordon (VU)
 RB Trevor Dimmie (HOF)
 RB David Jamison (URI)
 WR Stefan Gomes (UM)
 WR Murle Sango (VU)
 TE Brandon Johnson (WM)
 OL Zack Magliaro (UM)
 OL David Pustynik (UR)
 OL Rob Richardson (VU)
 OL Scott Thompkins (WM)
 OL Joe Wilson (UR)
 K Burke George (JMU)
 RS Lance Small (URI)

DL Femi Ayi (UD)
 DL Brendan Curry (UM)
 DL Richard Hicks (JMU)
 DL Chad Richards (WM)
 LB Adrian Archie (UR)
 LB Liam Ezekiel (NU)
 LB Mark Thompson (UR)
 LB Jamison Young (VU)
 DB Marques Bobo (WM)
 DB David Cusano (UM)
 DB Sidney Haugabrook (UD)
 DB Ricardo Walker (UD)
 P Chris Birch (VU)

2000

First Team

QB Matt Nagy (UD)
 RB Brian Westbrook (VU)
 RB Marcel Shipp (UMass)
 WR Jamin Elliott (UD)
 WR Dave Klemic (NU)
 TE Chad Hayes (UM)
 OL Eric Beatty (UR)
 OL Jeff Fiss (UD)
 OL Jason Inskoop (JMU)
 OL Matt Mazefsky (WM)
 OL Chris Phipps (UD)
 RS Brian Westbrook (VU)
 PK Brett Sterba (WM)

DL Mike Cecere (UD)
 DL Chris Morant (JMU)
 DL Josh Spraker (UR)
 DL Raheem Walker (WM)
 LB Kole Ayi (UMass)
 LB Brett Bashaw (UNH)
 LB Brian McKenna (UD)
 LB Derick Pack (JMU)
 DB Ron Atkins (JMU)
 DB T. J. Hill (NU)
 DB Jeremy Robinson (UMass)
 DB Brian Smith (UMass)
 P Todd Jagoutz (UM)

Second Team

QB Brett Gordon (VU)
 RB Craig Cummings (UD)
 RB Stephan Lewis (UNH)
 WR Chris Rosier (WM)

DL Femi Ayi (UD)
 DL Ulrick Edmonds (JMU)
 DL Chris Stahl (WM)
 DL Fearon Wright (URI)

First Team

QB Chris Boden (VU)
 RB Curtis Keaton (JMU)
 RB Marcel Shipp (UMass)
 WR Murle Sango (VU)
 WR Adrian Zullo (UMass)
 TE Sean Higgins (UMass)
 OL Eric Beatty (UR)
 OL Jeff Hayes (UNH)
 OL Ryan Knight (VU)
 OL Dee Shropshire (JMU)
 OL Jim Stull (UD)
 RS Delvin Joyce (JMU)
 PK Brett Sterba (WM)

1999

DL Mike Cecere (UD)
 DL Chris Morant (JMU)
 DL Jojo Oliphant (UM)
 DL Kwesi Solomon (VU)
 LB Kole Ayi (UMass)
 LB Mike Luckie (JMU)
 LB Brian McKenna (UD)
 LB Derick Pack (JMU)
 DB Ron Atkins (JMU)
 DB Aaron Dashiell (UM)
 DB Jeremy Robinson (UMass)
 DB Jerard White (UMass)
 P Mike Leach (WM)

Second Team

QB Todd Bankhead (UMass)
 RB Dan Curran (UNH)
 RB Butter Pressey (UD)
 WR Dave Conklin (WM)
 WR J. Washington (UNH)
 TE Joe Kavanaugh (VU)
 OL Stan Bennett (VU)
 OL Jeff Fiss (UD)
 OL Jason Inskoop (JMU)
 OL Chris Morris (WM)
 OL Mike Wynne (UMass)
 RS Jordan Younger (UC)
 PK Casey Hannon (VU)

DL Chad Cook (UC)
 DL Aaron Parker (UMass)
 DL Jason Parmer (JMU)
 DL Justin Solomon (WM)
 LB Matt Dawson (UMass)
 LB Zach Falconer (NU)
 LB Paris Lenon (UR)
 LB Shaun Lyons (VU)
 DB Mike Beverly (WM)
 DB Hezekiah Lewis (VU)
 DB Khari Reynolds (WM)
 DB Lance Small (URI)
 P Mike Morelli (UC)

Third Team

QB Jimmie Miles (UR)
 RB Ducarmel Augustin (VU)
 RB Dan Krieder (UNH)
 WR Dave Klemic (NU)
 WR Muneer Moore (UR)
 TE Matt Davis (UR)
 OL Bert Horsley (UR)
 OL Matt Mazefsky (WM)
 OL Rob Milani (URI)
 OL Chris Phipps (UD)
 OL Ryan Ward (UNH)
 RS Lennard Byrd (UM)
 PK Mike Glover (JMU)

DL Ulrick Edmonds (JMU)
 DL Connor Marsden (UR)
 DL Chris Price (UMass)
 DL Chris Stahl (WM)
 LB Brett Bashaw (UNH)
 LB David Heckard (VU)
 LB Mac Janney (UR)
 LB Paul Picciotti (URI)
 DB Chris Anderson (UR)
 DB Tyrone Bowden (UD)
 DB DeLonne Kelly (VU)
 DB Wade Rowcliffe (UNH)
 P Mike Glover (JMU)

2010 CAA Football

CAA Football All-Conference Teams

WR Ed Mantie (BU)
TE Ed Perry (JMU)
OL Steve Archibald (UD)
OL Josh Beyer (WM)
OL Steve Stinson (UM)
OL Shannon Trostle (UD)
OL Pat Walsh (UC)
RS Cy Butler (URI)
PK John Coursey (JMU)

Second Team

QB Mike Cawley (JMU)
RB Andre Pam (UM)
RB Tory Taylor (UC)
WR Courtney Batts (UD)
WR Jay Jones (JMU)
TE Jeff Tamulski (UNH)
OL Matt Alegi (UMass)
OL Chris Bourdon (UNH)
OL Dan Markowski (UMass)
OL Brent Secrist (JMU)
OL Charlie White (WM)
RS Eddie Conti (UD)
PK David DeArmas (UC)

Third Team

QB Chris Hixson (URI)
RB Frank Alessio (UMass)
RB Troy Keen (WM)
WR Cy Butler (URI)
WR Terry Hammons (WM)
TE Anthony McKinney (UC)
OL David Bailey (JMU)
OL TaVarr Closs (UC)
OL Jerome Daniels (NU)
OL Pat Downey (UNH)
OL Mike Flynn (UM)
RS Mark McCain (WM)
PK Brian Shallcross (WM)

LB Ralph D'Angelo (UD)
LB Bryan Leibrand (UR)
LB Jason Miller (WM)
LB Justin Riemer (UMass)
DB Curtis Dunaway (VU)
DB Dorrell Green (UD)
DB Breon Parker (UMass)
DB Darren Sharper (WM)
P Andre Seoldo (NU)

DL Art Blanchard (UR)
DL Matt Crispino (UNH)
DL Mark Hondru (UD)
DL Jim Simpkins (WM)
LB Jared Elwell (URI)
LB Larry McSeed (UD)
LB Stefon Moody (WM)
LB Reggie Thornton (NU)
DB Kenny Bailey (UD)
DB Derek Carter (UM)
DB Rob McCoy (UNH)
DB Quincy Waller (JMU)
P David DeArmas (UC)

DL Pete Coyne (WM)
DL Brian Gleason (UC)
DL Lamont Gooding (JMU)
DL Mike Howard (JMU)
LB Alonzo Bowler (JMU)
LB A.J. Burawski (VU)
LB LaJhon Jones (URI)
LB Jude Waddy (WM)
DB Mark Hopkins (NU)
DB Monte Nowden (UC)
DB Winston October (UR)
DB Chris Orlando (URI)
P Nelson Garner (JMU)

1994

First Team

QB Robert Dougherty (BU)
RB Daryl Brown (UD)
RB Rene Ingoglia (UMass)
TE Ed Perry (JMU)
WR Bobby Apgar (URI)
WR Carnell Henderson (BU)
OL Sherrard Joseph (UC)
OL Andre Maksimov (BU)
OL Mike Pedone (BU)
OL Jose Ramirez (VU)
OL Joe Sabella (UMass)
RS Dwight Robinson (JMU)
PK John Coursey (JMU)

Second Team

QB Shawn Knight (WM)
RB Troy Keen (WM)
RB Avrom Smith (UNH)
WR Brian Finneran (VU)
WR Mike Tomlin (WM)
TE Rob Higbee (UD)
OL Josh Beyer (WM)
OL Chris Bourdon (UNH)
OL Tim Foley (BU)
OL Matt Gibby (UNH)
OL Steve Stinson (UM)
RS Calvin Jones (UNH)
PK Skip Thomas (URI)

Third Team

QB Mike Cawley (JMU)

DL Ben Albert (UMass)
DL Brian Corcoran (UMass)
DL Joe Fleming (UNH)
DL Mike Foley (UNH)
LB Warren Armes (UNH)
LB David Atwood (NU)
LB Tyrone Frazier (VU)
LB Paul Zenkert (UC)
DB Jim Concannon (UNH)
DB Chris Helon (BU)
DB John May (BU)
DB Darren Sharper (WM)
P David DeArmas (UC)

DL Art Blanchard (UR)
DL Lou D'Agostino (URI)
DL John Schaefer (BU)
DL Tyrone Washington (JMU)
LB Greg Applewhite (WM)
LB Andrew Brennan (BU)
LB Andy Cobaugh (VU)
LB Ray Geoffroy (UR)
DB Maurice Glenn (UR)
DB Breon Parker (UMass)
DB Dwight Robinson (JMU)
DB Tony Williams (UMass)
P Bobby St. Pierre (UR)

DL Chris Curtis (VU)

RB Kelvin Jeter (JMU)
RB Uly Scott (UR)
WR Macey Brooks (JMU)
WR Cy Butler (URI)
TE Jeff Tamulski (UNH)
OL David Bailey (JMU)
OL Keith Novak (UNH)
OL Brent Secrist (JMU)
OL Matt Smith (UD)
OL Shannon Trostle (UD)
RS John May (BU)
PK David DeArmas (UC)

First Team

QB Robert Dougherty (BU)
RB Wilbur Gilliard (UC)
RB Daryl Brown (UD)
WR David Gamble (UNH)
WR David McLeod (JMU)
TE Tom Bachonski (UC)
OL Bill Durkin (UMass)
OL Phil Hallard (UMass)
OL Andy LeBlanc (UMass)
OL Wally Vale (WM)
OL Tom Walters (WM)
RS Dwight Robinson (JMU)
PK Skip Thomas (URI)

Second Team

QB Shawn Knight (WM)
RB Derek Fitzgerald (WM)
RB Rene Ingoglia (UMass)
WR Carnell Henderson (BU)
WR Corey Ludwig (WM)
TE Price Williams (UR)
OL Sherrard Joseph (UC)
OL Bill Lacey (VU)
OL Andre Maksimov (BU)
OL Greg Peden (UD)
OL Matt Wildes (UD)
RS Rod Boothes (UR)
PK Eric Oke (UMass)

First Team

QB Greg Lilly (UR)
RB Uly Scott (UR)
RB Ben Sirmans (UM)
WR Rod Boothes (UR)
WR Alex Davis (UC)
TE Darren Rizzi (URI)
OG Bill Durkin (UMass)
OG Randy Crane (VU)
OT Bill Lacey (VU)
OT Dan Jones (UM)
C Matt O'Neill (UNH)
PK Bill Hoffmann (VU)

Second Team

QB Bill Vergantino (UD)
RB Daryl Brown (UD)
RB Barry Bourassa (UNH)
WR John Perry (UNH)
WR Sterling Brown (UR)
TE Brian Kozlowski (UC)
OG Geoff Hannan (UD)
OG Phil Hallard (UMass)
OT Jason Goldberg (BU)

DL Marcus Cuttino (JMU)
DL Pat Mulhern (UD)
DL Julius Williams (JMU)
LB Clint Dunn (JMU)
LB Ako Stafford (UM)
LB Jude Waddy (WM)
LB Roger Kotlarz (UMass)
DB Rob McCoy (UNH)
DB Greg Mikell (UM)
DB Pablo Rodriguez (BU)
DB Jason Seapker (NU)
P Frank Venezia (VU)

1993

DL Brian Corcoran (UMass)
DL Matt Joyce (UR)
DL Matt Morrill (UD)
DL Craig Staub (WM)
LB Scott Assensoa (UMass)
LB Paul Duckworth (UC)
LB Marc Fauci (BU)
LB Mario Perry (UMass)
DB Jim Concannon (UNH)
DB Maurice Glenn (UR)
DB Chris Helon (BU)
DB Matt Rajotte (UMass)
P Chris Dawson (WM)

DL Silas Burke (UMass)
DL Mike Foley (UNH)
DL Dion Foxx (JMU)
DL Malik Moody (JMU)
LB Greg Applewhite (WM)
LB Bruce Bourgoin (UC)
LB Ross Fichthorn (UM)
LB Jemal Murph (UM)
DB Scott Acker (UD)
DB Bob Jordan (UNH)
DB Breon Parker (UMass)
DB John May (BU)
DB Mark Salisbury (NU)
P Bill Hoffmann (VU)

1992

DL Mark Hrubar (UD)
DL Matt Morrill (UD)
DL Tim Matas (VU)
DL Chris Grychowski (VU)
LB Mario Perry (UMass)
LB Dwayne Gordon (UNH)
LB Eric Johnson (UR)
LB Curtis Eller (VU)
DB Warren McIntire (UD)
DB Don Caparotti (UMass)
DB Mark Chapman (UC)
DB Greg Lewis (UNH)
P Chris Schrock (BU)

DL Robert Belcuore (UC)
DL Brian Corcoran (UMass)
DL Matt Joyce (UR)
LB Mike Bandish (UD)
LB Pat Mulhern (UD)
LB Scot Assensoa (UMass)
LB Andy Cobaugh (VU)
DB Tim Jacobs (UD)
DB Bob Jordan (UNH)



2010 CAA Football

CAA Football All-Conference Teams

OT Matt Wildes (UD)
 OT Scott Wenk (UR)
 C Tim Tarpey (VU)
 PK Steve Leo (UD)

DB Maurice Glenn (UR)
 DB Matt Smith (VU)
 P Todd Barton (UR)

First Team

QB Bill Vergantino (UD)
 RB Jerome Bledsoe (UMass)
 RB Barry Bourassa (UNH)
 WR Mark Didio (UC)
 WR John Perry (UNH)
 TE Scott Donald (VU)
 OT Kai Dietiker (UMass)
 OT Chris Porter (UNH)
 OT Bill Lacey (VU)
 OG Mark Schneible (UNH)
 OG Randy Crane (VU)
 C Curt Chastain (UD)
 C Tim Tarpey (VU)
 PK Mark Drozic (UD)

Second Team

QB Tom Colombo (VU)
 RB Jay Hillman (BU)
 RB Pat Kennedy (VU)
 WR Alex Davis (UC)
 WR Keita Malloy (UD)
 TE Ron Villone (UMass)
 OG Mike Schoenleber (UD)
 OG Rich Anderson (UD)
 OG Phil Hallard (UMass)
 OT Nick Mancuso (UC)
 OT Mark Toback (UD)
 PK Chris Cassara (URI)

1991

DL Mark Hrubar (UD)
 DL Geoff Aleva (UNH)
 DL Willie Oshodin (VU)
 DL Rich Kane (UMass)
 LB Matt Tulley (UMass)
 LB Dwayne Sabb (UNH)
 LB Eric Johnson (UR)
 LB Curtis Eller (VU)
 DB Warren McIntire (UD)
 DB Don Caparotti (UMass)
 DB Kevin Long (VU)
 DB Barry Alvis (VU)
 P Gene Vadas (UD)

DL Scott Griemsmann (UD)
 DL Doug Ruggles (UNH)
 DL Chris Grychowski (VU)
 LB Bob Wolford (UD)
 LB Tim Irvine (UD)
 LB Dwayne Gordon (UNH)
 LB Andy Cobaugh (VU)
 DB Tim Jacobs (UD)
 DB Gregg Lewis (UNH)
 DB Nate Bryan (UNH)
 DB Orin Solomon (VU)
 P Chris Cassara (URI)

1990

First Team

QB Matt DeGennaro (UC)
 RB Barry Bourassa (UNH)
 RB Carl Smith (UM)
 WR Darren Altieri (BU)
 WR Mark Didio (UC)
 TE Ron Villone (UMass)
 OT Kai Dietiker (UMass)
 OT Tom Bockius (UD)
 OT Rich Cavanaugh (UMass)
 OG Anthony Guidice (UMass)
 OG Rob Noble (UM)
 C Jay Gabbe (UMass)
 PK Jeff Mottola (UM)

Second Team

QB Stan Greene (BU)
 RB Jay Hillman (BU)
 RB Daryl Brantley (UD)
 RB John Johnson (UM)
 WR Alex Davis (UC)
 WR Chris Pierce (URI)
 TE Brian Kozlowski (UC)
 OT Nick Mancuso (UC)
 OG Paul Mayberry (UMass)
 OG Tom Rogers (UM)
 C Dave DeGuglielmo (BU)
 PK Rob Courter (UR)

DL Geoff Aleva (UNH)
 DL Rich Kane (UMass)
 DL John Klumbach (URI)
 LB Curtis Eller (VU)
 LB Mario Perry (UMass)
 LB Dwayne Sabb (UNH)
 LB Matt Tulley (UMass)
 DB Claude Pettaway (UM)
 DB James Smith (UR)
 DB Anthon Smith (URI)
 DB Jamal Williamson (UM)
 P Gene Vadas (UD)

DL Rich Heffernan (URI)
 DL Mike Rembish (UC)
 DL Doug Ruggles (UNH)
 LB Peter Doremus (URI)
 LB Damon Green (VU)
 LB Eric Johnson (UR)
 LB Robert Talley (BU)
 DB Robin Callender (UD)
 DB Rusty Neal (UC)
 DB Jerome Tomlin (BU)
 DB Vaughn Williams (UMass)
 P Matt LaPolice (BU)

1989

First Team

QB Mike Buck (UM)
 RB Carl Smith (UM)

DL Michael Renna (UD)
 DL Justin Strzelczyk (UM)

RB Kevin Wesley (UC)
 WR Bob Brady (VU)
 WR Darren Altieri (BU)
 TE Mike Bittermann (UM)
 OT Scott Hough (UM)
 OT Stuart Milberg (UC)
 OT John Sullivan (UD)
 OG Robert Noble (UM)
 OG David Price (UD)
 C Bryan Russo (VU)

Second Team

QB Matt DeGennaro (UC)
 RB Norm Ford (UNH)
 RB Daryl Brantley (UD)
 WR Darvell Huffman (BU)
 WR Chip Mitchell (UMass)
 WR Chris Braune (UNH)
 TE Rob Spittel (UNH)
 OT Kai Dietiker (UMass)
 OT Scott Laliberte (UNH)
 OG Lyndon Johnson (UConn)
 OG Anthony Guidice (UMass)
 C David Buchanan (UD)
 PK Rob Courter (UR)

DL Tom Coles (UR)
 LB Troy Ashley (UC)
 LB Will Tychsen (UNH)
 LB George Karelis (UMass)
 LB Matt Tulley (UMass)
 DB Ryan Jones (UNH)
 DB Claude Pettaway (UM)
 DB Kevin Smith (URI)
 DB Rusty Neal (UC)

DL Paul Franco (VU)
 DL Sherm Beatty (UNH)
 DL Joe Cullen (UMass)
 LB Mickey Watson (VU)
 LB Pat Faucette (BU)
 LB Robert Talley (BU)
 LB Mike Smith (UM)
 DB Jamal Williamson (UM)
 DB Jerome Tomlin (BU)
 DB Tim Byrne (UNH)
 DB Chris Hunt (VU)
 P Jeff Olivo (UR)

1988

First Team

QB Matt DeGennaro (UC)
 RB Norm Ford (UNH)
 RB George Boothe (UC)
 WR Glenn Antrum (UC)
 WR Curtis Olds (UNH)
 TE Jim Cashman (VU)
 OT Mike Graybill (BU)
 OT Howard Fahnestock (UR)
 OG David Franks (UC)
 OG Jim Carriere (UC)
 C Bryan Russo (VU)
 PK Rob Courter (UR)

Second Team

QB Dave Palazzi (UMass)
 RB Carl Smith (UM)
 RB Pete Lombardi (VU)
 WR Darren Altieri (BU)
 WR James Anderson (UD)
 TE John Yergey (UD)
 OT Scott Hough (UM)
 OT Frank Maguire (UNH)
 OG Bill Buttler (UMass)
 OG Rob Noble (UM)
 C Rob Ambrosino (UD)
 PK Tom Withka (VU)

DL John Levelis (UD)
 DL Michael Renna (UD)
 DL Tom Coles (UR)
 LB Troy Ashley (UC)
 LB Nick Penna (UM)
 LB John Mckeown (UMass)
 LB Pat Brown (UR)
 DB Mark Seals (BU)
 DB Robert Talley (BU)
 DB Kevin Smith (URI)
 DB Brian Jordan (UR)
 P Jim Donaway (UC)

DL Mark Lewis (UM)
 DL Scott Nason (UM)
 DL Joe Cullen (UMass)
 LB Jack Reybold (BU)
 LB Will Tychsen (UNH)
 LB Matt Tulley (UMass)
 LB John O'Brien (VU)
 LB Mickey Watson (VU)
 DB Bryan Bossard (UD)
 DB Tim Byrne (UNH)
 DB Garry Jordan (UNH)
 DB Ryan Jones (UNH)
 P Jeff Olivo (UR)

1987

First Team

QB Mike Buck (UM)
 RB Erwin Matthews (UR)
 RB Jeff Gallaher (UC)
 WR Curtis Olds (UNH)
 WR Sergio Hebra (UM)
 WR James Anderson (UD)
 TE Scott Sweitzer (UC)
 OT John Driscoll (UNH)
 OT Howard Fahnestock (UR)
 OG Pat Anglim (UC)
 OG Paul Mayberry (UMass)
 C Pete Montini (UMass)
 PK Peter Borjestedt (UM)

DL Paul Boulay (UNH)
 DL Bill O'Malley (UNH)
 DL Nate Cotton (UC)
 LB Jack Reybold (BU)
 LB Pat Brown (UR)
 LB Todd Rundie (UMass)
 LB Mike Jansen (UC)
 DB Rob Sterling (UM)
 DB Mark Seals (BU)
 DB Brian Jordan (UR)
 DB Scott Daniels (UC)
 P Steve Jones (BU)

2010 CAA Football

CAA Football All-Conference Teams

Second Team

QB Bob Jean (UNH)
 RB Norm Ford (UNH)
 RB Randy Pettus (BU)
 WR David Dunn (UC)
 TE Jim Muse (URI)
 OT Mike Coleman (UC)
 OT Mike Barrette (UMass)
 OG Dave Ingalls (UM)
 OG Frank Maguire (UNH)
 C Chris Coyne (UD)
 PK Eric Facey (UNH)

DL Scott Nason (UM)
 DL Joe Cullem (UMass)
 DL Tom Coles (UR)
 LB John McKeown (UMass)
 LB Vito Perrone (UMass)
 LB Nick Penna (UM)
 LB Scott Curtis (UNH)
 DB Ken Lucas (UD)
 DB Tim Byrne (UNH)
 DB Bill Ferrell (UNH)
 DB Kevin Smith (URI)
 P Jim Carriere (UC)

First Team

QB Rich Gannon (UD)
 RB Robert Norris (UD)
 RB Al Neri (UMass)
 WR Curtis Olds (UNH)
 WR James Church (UR)
 TE John Henry (UR)
 OT Pat Anglim (UC)
 OT John Benzinger (UMass)
 OG Nick Bitsko (UD)
 OG Stan Kaczorowski (UMass)
 C Chris Coyne (UD)
 PK Mark Carter (UC)

1986

DL Kevin Murphy (BU)
 DL Joe McGrail (UD)
 DL Paul Boulay (UNH)
 LB Keith McLaughlin (BU)
 LB Darrell Booker (UD)
 LB Ilia Jarostchuk (UNH)
 LB John McKeown (UMass)
 DB Scott Daniels (UC)
 DB Phil Atwell (UD)
 DB Stan Harrison (UNH)
 DB Eric Thompson (UNH)
 P Jeff Olivo (UR)

Second Team

QB Bob Bleier (UR)
 RB Doug Dorsey (UM)
 RB Greg Grooms (UR)
 WR Dennis Gadbois (BU)
 WR Sergio Haven (UM)
 TE Jeff Modessitt (UD)
 OT Jamie Dyeovich (UD)
 OT John Driscoll (UNH)
 OG Dan Brodeur (UD)
 OG John Colasacco (UM)
 C Pete Montini (UMass)
 PK Eric Facey (UNH)

DL Nate Cotton (UC)
 DL Dave Bochtler (UM)
 DL Phil Mulcahy (URI)
 LB Mike Jansen (UC)
 LB Steve Root (UM)
 LB Todd Rundle (UMass)
 LB Rafe Wilkinson (UR)
 DB Mark Seals (BU)
 DB Robert Sterling (UM)
 DB Bob Shelmire (UMass)
 DB Brian Jordan (UR)
 P Dimitri Yavis (UMass)

1985

QB Tom Ehrhardt (URI)
 RB Andre Garron (UNH)
 RB Mike Shriner (UNH)
 WR Bill Brooks (BU)
 WR Dameon Reilly (URI)
 TE Brian Forster (URI)
 OT Brian Saranovitz (UNH)
 OT Bob White (URI)
 OG Tony Ciccone (UNH)
 OG Jim Bumpus (UNH)
 C Paul Dufault (UNH)
 PK Eric Facey (UNH)
 P Dimitri Yavis (UMass)

DL Mike Dwyer (UMass)
 DL Brian O'Neill (UNH)
 DL Ray Paquette (UM)
 DL Brad Carson (URI)
 LB Neal Zonfrelli (UNH)
 LB Mark Michaels (UC)
 LB Bob Egan (BU)
 LB Mark Coutts (UM)
 LB Ilia Jarostchuk (UNH)
 DB Mike Cassidy (URI)
 DB Ray Williams (URI)
 DB Calvin Hall (BU)

1984

QB Tom Ehrhardt (URI)
 RB Paul Lewis (BU)
 RB Andre Garron (UNH)
 WR Dameon Reilly (URI)
 WR Bill Brooks (BU)
 TE Brian Forster (URI)
 OT Bob Morcarski (BU)
 OT Brian Saranovitz (UNH)
 OG John Flanagan (UNH)
 OG Greg Sturgis (URI)

DL Brian O'Neill (UNH)
 DL Charlie Bounty (URI)
 DL Gary Durgin (BU)
 DL Mario Marrero (UC)
 LB Ilia Jarostchuk (UNH)
 LB Neal Zanfrelli (UNH)
 LB Mark Brockwell (URI)
 LB Bruce Foucart (BU)
 LB Bob Egan (BU)
 DB Tony Hill (URI)

C Gary Walker (BU)
 PK Jack Leone (UM)
 P Rich LaBonte (UM)

DB Tim Teevens (UNH)
 DB Dave Wissman (UNH)
 DB Matt Latham (UC)

1983

QB Dave Wienke (URI)
 RB Paul Lewis (BU)
 RB Andre Garron (UNH)
 WR Dameon Reilly (URI)
 WR Bill Brooks (BU)
 TE Mike Walsh (UC)
 OT Bob Morcarski (BU)
 OT Bob Seccareccia (URI)
 OG Roger Mrusek (BU)
 OG Mike Gasparino (UC)
 C Gary Walker (BU)
 PK Domingos Carlos (UC)

DL Donald Brain (BU)
 DL Dave Gracon (UC)
 DL Tony DeLuca (URI)
 DL Charlie Bounty (URI)
 LB John Dorsey (UC)
 LB Vernon Hargreaves (UC)
 LB Bob Egan (BU)
 LB Mark Dennen (URI)
 DB Tony Hill (URI)
 DB Grady Fuller (UMass)
 DB Arnold Garron (UNH)
 P Neil Gauvin (UC)

1982

QB Rich LaBonte (UM)
 RB Garry Pearson (UMass)
 RB Paul Lewis (BU)
 WR Tom Mut (URI)
 WR Keith Hugger (UC)
 TE Paul Gorham (UNH)
 OT Rich Pelzer (URI)
 OT Ken Kaplan (UNH)
 OG Louis Ortiz (UM)
 OG Mike Mastrogiacomo (BU)
 C Paul Farren (BU)
 PK Jack Leone (UM)

DE Dennis Talbot (URI)
 DE Dave Sanzaro (UM)
 DT Tony DeLuca (URI)
 DT Ray Sullivan (UM)
 DT Mike Pierro (BU)
 NG Steve Michalweicz (UC)
 LB Vernon Hargreaves (UC)
 LB John Dorsey (UC)
 CB Jim Roberson (URI)
 CB Glen Holden (UMass)
 S John McGrath (UM)
 S Arnold Garron (UNH)
 P Neil Gauvin (UC)

1981

QB Ken Sweitzer (UC)
 RB Greg Drew (BU)
 RB Gary Pearson (UMass)
 WR Keith Hugger (UC)
 WR Pete Ouellette (UM)
 WR Tom Mut (URI)
 WR Pete O'Donnell (UNH)
 TE Ken Miller (UC)
 OT Chris O'Neil (UMass)
 OT Bob Speight (BU)
 OG Scott LaFond (UMass)
 OG Jim Patrick (BU)
 C Bob Soderlund (URI)
 PK Domingos Carlos (UC)

DE George Lewis (UMass)
 DE Phil Ferrari (UM)
 DT Eric Cregan (UMass)
 DT Dan Petrie (UMass)
 NG Barney Rinaldi (URI)
 LB Steve Doig (UNH)
 LB Pete DiTommaso (UMass)
 CB Dwayne Lopes (UMass)
 CB Cal Whitfield (URI)
 S Grady Fuller (UMass)
 S Mike Gooden (UNH)
 S Bob Pendergast (BU)
 P Ken Sweitzer (UC)

1980

QB Jim Jensen (BU)
 QB Ken Sweitzer (UC)
 RB Lorenzo Bouier (UM)
 RB Garry Pearson (UMass)
 WR Reggie Eccleston (UC)
 WR Pete Ouellette (UM)
 TE Ken Miller (UC)
 OT Ken Kaplan (UNH)
 OT Bob Speight (BU)
 OG Mark Flood (UC)
 OG Jim Patrick (BU)
 C Dave Bengston (BU)
 PK Jeff Pelin (BU)

DE Frank DiTommaso (UMass)
 DE George Lewis (UMass)
 DT Eric Cregan (UMass)
 DT Chris Lindstrom (BU)
 NG Rick Suydam (UM)
 LB Neil McGrath (BU)
 LB Pete DiTommaso (UMass)
 CB Mike Kelleher (BU)
 CB Dwayne Lopes (UMass)
 S Bob Manning (UMass)
 S Darrell Wilson (UC)
 P Rusty Umberger (UC)

1979

QB Mike McEvilly (UMass)
 RB Mal Najarian (BU)

DE Sam Stepney (BU)
 DE Frank DiTommaso (UMass)



2010 CAA Football

CAA Football All-Conference Teams

RB Leroy Shaw (URI)
 WR Dave Loehle (UNH)
 C Dave Bengston (BU)
 PK Sandro Vitiello (UMass)
 WR Kevin O'Connor (UMass)
 TE Marty Paglione (UMass)
 OT Bob Speight (BU)
 OT Karl Nyholm (UMass)
 OG John Cochran (BU)
 OG Phil Estes (UNH)

DT Steve Beal (UC)
 DT Dan Petrie (UMass)
 S Mike Kelleher (BU)
 P Tim Fontaine (UMass)
 NG Ray Benoit (UMass)
 LB Greg Donahue (UNH)
 LB Pete DiTommaso (UMass)
 CB Ted Walton (UC)
 CB Kevin Sullivan (UMass)
 S Matt Slane (UM)

WR Bill Britt (URI)
 TE Mike Moroney (UNH)
 TE Mike Matkevich (URI)
 OT Jim Roderick (BU)
 OT Rich Understein (UM)
 OG Ed Deane (UMass)
 OG Kelvin Brooks (BU)
 C Don Chrisos (BU)

NG Paul St. Onge (UMass)
 LB Gary Dziama (BU)
 LB Scott Shulman (UM)
 CB Jack Leggett (UM)
 CB Rich Porter (BU)
 S Rich Fenton (UC)
 S Ron Harris (UMass)

1978

QB Steve Tosches (URI)
 RB Mal Najarian (BU)
 RB Hank Sareault (UMass)
 WR Dave Loehle (UNH)
 WR Dennis Dent (UMass)
 TE Jim Sturgis (BU)
 OT Karl Nyholm (UMass)
 OT Bob Speight (BU)
 OG Bruce Kimball (UMass)
 OG Pete Sinagra (URI)
 C Mike McLaughlin (UMass)

DE Sam Stepney (BU)
 DE John D'Amoto (UMass)
 DT Dave Bemis (UMass)
 DT Mike DeGenova (BU)
 NG Charles Babbitt (URI)
 LB Joe McLaughlin (UMass)
 LB Tom Marhefka (URI)
 CB Kevin Sullivan (UMass)
 CB Steve LeMay (UMass)
 S John Beersworth (UMass)
 S Estes Benson (URI)

QB Peil Pennington (UMass)
 RB Eric Torkelson (UC)
 RB Sylvester McGee (URI)
 WR Tim Berra (UMass)
 WR Tony Jones (VER)
 TE Allan MacLellan (UC)
 OT Henry Hill (URI)
 OT Jim Bailey (UC)
 OG Dave Giquere (UNH)
 OG Rob Foye (UC)

1973

DE Ed McAleny (UMass)
 DE Andy Mellow (UM)
 DT Manuel Sasser (UC)
 DT Tom Bradshaw (UMass)
 LB Dennis Kiernan (UMass)
 LB Rich Langlois (UNH)
 CB Bruce Thompson (UC)
 CB Rob Parrott (UMass)
 S Greg Pemberton (BU)
 S Steve Garofalo (URI)

1977

QB Jeff Allen (UNH)
 RB Bill Burnham (UNH)
 RB Bill Coleman (UMass)
 WR Lee Pope, (UNH)
 WR John Gladchuk (UMass)
 TE Kevin Cummings (UMass)
 OT Ross Schubarth (UMass)
 OT Grady Vigneau (UNH)
 OG Bruce Kimball (UMass)
 OG Gerry Greene (UMass)

DE John D'Amoto (UMass)
 DE Bill Dedrick (UNH)
 DT John Willis (UMass)
 DT Dick Bell (URI)
 NG Phil Puopolo (UMass)
 LB Pete McCarty (UMass)
 LB Joe McLaughlin (UMass)
 CB Steve Rose (UC)
 CB Dick Duffy (UNH)
 S Mark Etro (UNH)

WR Steven Schubert (UMass)
 WR David Paul (UM)
 TE Timothy Sullivan (VER)
 T Thomas Mullen (UMass)
 G Clarence Brooks (UMass)
 C Richard Foye (UC)
 G Gerard Moran (UNH)
 T Donald Miller (UNH)
 QB Peil Pennington (UMass)
 HB Paul Metallo (UMass)
 FB Richard Cummings (UMass)

1972

E Edward McAleny (UMass)
 T Mark McEwen (UC)
 T Robert Linder (URI)
 E Wayne Bulman (VER)
 LB Edward Booker, Jr. (UNH)
 LB Alan Shaw (UC)
 LB Douglas Bull (VER)
 DHB Robert Parrott (UMass)
 DHB Bruce Thompson (UC)
 S John Healy (UMass)
 S Brian Herosian (UC)

1976

QB Jeff Allen (UNH)
 RB Bill Burnham (UNH)
 RB Rich Moser (URI)
 WR Kevin Cummings (UMass)
 WR Tom Spann (URI)
 TE Rob Farbotko (UC)
 OT Jeff Williams (URI)
 OT Wayne Smith (UNH)
 OG John Merrill (UNH)
 OG Tony Catapano (UC)
 C Ken Duval (URI)

DE Dave Lindstrom (BU)
 DE Doug Stockbridge (UNH)
 DT Dennis Fenton (UMass)
 DT Mike DeGenova (BU)
 NG Tony Ozello (URI)
 LB Bruce Huther (UNH)
 LB Scott Shulman (UM)
 CB Dave Croasdale (UMass)
 CB Ted Walton (UC)
 S Ron Harris (UMass)
 S Jack Leggett (UM)

SE David Paul (UM)
 T Donald Miller (UNH)
 G Gerard Moran (UNH)
 C David Levine (UMass)
 G Ronald Marino (UMass)
 T William Tuzil (UC)
 TE John Hulecki (UMass)
 QB Robert Hopkins (UNH)
 HB Paul Metallo (UMass)
 FL Robert O'Neil (UNH)
 FB Sylvester McGee (URI)

1971

E Brett Bernier (UNH)
 T William DeFlavio (UMass)
 T James Pisciotano (UC)
 E Stephen Furness (URI)
 LB Dennis Collins (URI)
 LB Francis Prondecki (VER)
 LB Joseph Sabulis (UMass)
 DHB Dennis Breen (URI)
 DHB Domenic Carlucci (UC)
 DS Brian Herosian (UC)
 DS John O'Neil (UMass)

1975

QB Brian McNally (UMass)
 RB Bill Burnham (UNH)
 RB Rich Jessamy (UMass)
 WR Bill Britt (URI)
 WR Pete Kessel (BU)
 TE Mike Moroney (UNH)
 OT Jeff Williams (URI)
 OT Ross Schubarth (UMass)
 OG Ned Deane (UMass)
 OG John Merrill (UNH)
 C Kevin Martell (UNH)

DE Steve Telander (UMass)
 DE Gary Little (UMass)
 DT Ed McAleny (UMass)
 DT Paul Mariano (UC)
 NG Rick Horn (BU)
 LB Dave Rozumek (UNH)
 LB John Toner (UMass)
 CB Jack Leggett (UM)
 CB Dave Croasdale (UMass)
 S Ron Harris (UMass)
 S Mark Etro (UNH)

SE Brian Herosian (UC)
 T Robert Donlin (UMass)
 G Robert Pena (UMass)
 C Victor Radzevich (UC)
 G William Spencer (UC)
 T William Tuzil (UC)
 TE John Hulecki (UMass)
 QB Richard Robustelli (UC)
 HB Vincent Clements (UC)
 HB Norman Breault (UNH)
 FB Richard Narcessian (URI)

1970

E James Kelliher (UMass)
 T William DeFlavio (UMass)
 T William Sroka (UMass)
 E S. Russell Wood (UMass)
 LB Joseph Sabulis (UMass)
 LB Brian Hermes (UC)
 LB Norman Powers (UNH)
 LB John Farrelly (UMass)
 CB Domenic Carlucci (UC)
 CB Dennis Keating (UMass)
 S John F. O'Neil (UMass)

1974

QB Rich Bateman (VER)
 RB Jim Torrance (UMass)
 RB Rich Remondino (URI)
 WR Bill Looker (VER)

DE Dennis Kiernan (UMass)
 DE Tom Bradshaw (UMass)
 DT Bill Cooke (UMass)
 DT Mike Lanza (UNH)

E Eugene Benner (UM)
 T Richard Donlin (UMass)
 G Daniel Drewniak (UNH)
 C Daniel Levine (UMass)
 G William Spencer (UC)
 T Robert Donlin (UMass)

1969

E John Hulecki (UMass)
 T William DeFlavio (UMass)
 T Andrew Guarino (UMass)
 E Stanley Maddock (UM)
 LB Philip Doran (UC)
 LB John MacLean (UMass)

2010 CAA Football

CAA Football All-Conference Teams



E Nicholas McGarry (UMass)
 QB Francis Peterson (VER)
 HB Vincent Clements (UC)
 HB Robert Rodger (VER)
 FB Edward Sarno (UMass)

LB Joseph Sabulis (UMass)
 LB Thomas York (UMass)
 HB Domenic Carlucci (UC)
 HB Robert Cabrelli (UMass)
 S Steven Rogers (UMass)

E Milt Morin (UMass)
 QB Jerry Whelchel (UMass)
 HB Phil DeRose (UMass)
 HB Bob Ellis (UMass)
 FB Mike Ross (UMass)

1968

E Eugene Benner (UM)
 T Clifford McDonald (UNH)
 G William Spencer (UC)
 C Benjamin DeGenova (UC)
 G Everett Keene (URI)
 T Stanley Rajczewski (UC)
 E Cal Wallingford (UNH)
 QB Peter Petrillo (UC)
 HB Vincent Clemens (UC)
 HB Michael Shaughnessy (UNH)
 FB James DeWitt (UC)

E Ralph Tiner (UC)
 T Al Witteman (UNH)
 MG Philip Doran (UC)
 T George Koller (UC)
 E Thomas York (UMass)
 LB Ernest Quackenbush (UM)
 LB Kenneth Kuzman (URI)
 LB Nicholas Turco (UC)
 HB Kurt Vollherbst (UNH)
 HB William Frye (UMass)
 S Michael Zito (UC)

1963

E Bob Meers (UMass)
 T Paul Graham (UMass)
 G Bob Teboldi (UMass)
 C Dick Kupec (UC)
 G Phil Soule (UM)
 T Joe Buesing (URI)
 E Milt Morin (UMass)
 QB Jerry Whelchel (UMass)
 HB Ken Burton (VER)
 HB Dan Serieka (UNH)
 FB Tony Tetro (URI)

1967

E Frank Geiselman (URI)
 T Jim Mitchell (UMass)
 G Bob Santucci (UMass)
 C Howie Small (URI)
 G Roy Lawrence (UC)
 T Steve Dixon (UC)
 E Nick Warnock (UMass)
 QB Greg Landry (UMass)
 HB Bob Mitchell (VER)
 HB Bill Phillips (UNH)
 FB Brent Kaufman (URI)

E Paul Mlinar (UMass)
 T Kent Stevens (UMass)
 MG Steve Smith (UC)
 T Vince Martino (UNH)
 E Bill Vasilios (UNH)
 LB Ken Kuzman (URI)
 LB Pete Quackenbush (UM)
 LB Ernie Smith (UMass)
 LB Henry Palesek (UC)
 HB Mike McArdle (UMass)
 HB Terry Hogg (URI)
 S Kurt Vollherbst (UNH)

1962

E Chuck Grzbielski
 T John Contoulis (UC)
 G Barry Stilber (UNH)
 C Duncan Orgg (UNH)
 G Bob Tedoldi (UMass)
 T Bob Weeks (UNH)
 E Paul Majeski (UMass)
 QB Jerry Whelcher (UMass)
 HB Sam Lussier (UMass)
 HB Dan Serieka (UNH)
 FB Tony Tetro (URI)

1966

E Frank Geiselman (URI)
 T Bill Pasquill (UM)
 G Ron Lawrence (UC)
 C Dennis Murphy (URI)
 G Ivan Brawn (UM)
 T Bill Connors (UM)
 E Jack Schweberger (VER)
 QB Greg Landry (UMass)
 HB Bob Mitchell (VER)
 HB Bob Detore (UMass)
 HB John Thompson (URI)
 FB Brent Kaufman (URI)

E Pete Norris (UM)
 E Nick Turco (UC)
 E Bill VanBennekum (VER)
 T Ed Toner (UMass)
 T Dick Qualey (UMass)
 MG Joe Soldano (VER)
 LB John Huard (UM)
 LB Rod Brooks (UMass)
 LB Leon Spinney (URI)
 DS Norm Tardiff (UM)
 DS Dave Giarla (UMass)
 DS Dave O'Donnell (URI)
 UT Bill Estey (UNH)

1961

E Dick Kinney (UM)
 T Bob Foote (UMass)
 G Barry Stilber (UNH)
 C Paul D'Allesandro (UNH)
 G Fred Dtockpole (UC)
 G Ed Cramer (UNH)
 T Bob Treat (UC)
 QB Manch Wheeler (UM)
 HB Sam Lussier (UMass)
 HB Dave Cloutier (UM)
 FB Frank Finizio (URI)

1965

E Bob Meers (UMass)
 T Bill Pasquill (UM)
 G Ivan Brawn (UM)
 G Rusty Brink (VER)
 G Joe Soldano (VER)
 T Bill Conner (UMass)
 E Milt Morin (UMass)
 QB Dick DeVarney (UM)
 HB Wayne Zdanowicz (URI)
 HB Frank Harney (UM)
 FB Phil Vandersea (UMass)

E Alan Riley (UM)
 T Gerald McWeeney (UC)
 LB Rusty Brink (VER)
 LB Bernie Dallas (UMass)
 LB John Huard (UM)
 MG Harvey Silvers (URI)
 T Ed Toner (UMass)
 E Bill Van Bennekum (VER)
 S Norm Tardiff (UM)
 S Dave Kelley (UMass)
 S Dave Giarla (UMass)

1960

E Richard Eustis (UNH)
 E Roland Bettez (URI)
 T Richard Leadbetter (UM)
 G Fred Stackpole (UC)
 C Dave Bishop (UC)
 G Jerry Cullen (UMass)
 T Paul Lindquist (UNH)
 QB John McCormick (UMass)
 HB Richard Mezquita (UNH)
 HB Wayne Champeon (UM)
 FB Jim Browning (UC)

1964

T Bob Burke (UMass)
 G George Oelze (VER)
 C Rusty Brink (VER)
 G Peter Pietz (UMass)
 T Joe Buesing (URI)

1959

First Team
 T Harold Violette (UM)
 G Robert Slattery (UC)
 C David Bishop (UC)
 G Edwin Holm (UNH)
 T Frank Morey (URI)
 T Donald Trimble (UNH)

Second Team
 T Roland Bettez (URI)
 G Jerry Cullen (UMass)
 C Paul Bellavance (UNH)
 G John Zinser (UC)
 T Paul Lindquist (UNH)
 E Ralph Maloney (UMass)



2010 CAA Football

CAA Football All-Conference Teams

E Barry O'Connell (UC)
 QB Sam Paul (UNH)
 HB Bill Minnerly (UC)
 HB Tom Delnickas (UMass)
 FB Bill Poland (URI)
 FB Bob Bragg (UM)

QB Roger Pearson (URI)
 HB Bill Reynolds (UMass)
 HB Jerry D'Avolio (UC)
 FB Jim Browning (UC)

First Team

T Hal Violette (UM)
 G Bill Wallner (UC)
 C Roger Ellis (UM)
 G Bill Goodwin (UMass)
 T Don Trimble (UNH)
 E Niles Nelson (UM)
 QB Roger Pearson (URI)
 HB Wayne Champeon (UM)
 HB Don Brown (URI)
 FB Norm Chaban (UC)

1958

Second Team

T Frank Morey (URI)
 G Lou Varrachione (UMass)
 C Paul Scagnelli (UC)
 G Charles Eberback (UM)
 T Joe Llodra (UC)
 E Barry O'Connell (UC)
 QB Harry Drivas (UC)
 HB Philip DeSantis (UC)
 HB John Welch (UM)
 FB Ed Richardson (UMass)

1957

Second Team

LE Niles Nelson (UM)
 LT Frank Morey (URI)
 LG Louis Varrichione (UMass)
 C Paul Scagnelli (UC)
 RG James Gerlach (URI)
 RT William Tarazewich (UM)
 RE John O'Keefe (UMass)
 QB Roanld Blume (UMass)
 LHB Jerry deGrandpre (UM)
 RHB Gerry Walls (UMass)
 FB John Theriault (UM)

First Team

LE Reino Manninen (UC)
 LT John Burnham (UNH)
 LG Lou Mooradian (UC)
 C Roger Ellis (UM)
 RG William Wallner (UC)
 RT Donald Overlock (UC)
 RE Robert Mairs (URI)
 QB Roger Pearson (URI)
 LHB James Adams (URI)
 RHB Lawrence Day (UC)
 FB William Poland (URI)

1956

Second Team

LE Reino Manninen (UC)
 LT Edmund Enos (UC)
 LG Paul Fitzgerald (URI)
 C William Allen (UMass)
 RG Jim Dolan (UMass)
 RT Norman Gerber (UC)
 RE Dave Ingram (UMass)
 QB Kenneth Parady (UM)
 LHB Charles Mellen (UMass)
 RHB Eugene Green (UC)
 FB Jack Leach (URI)

First Team

LE Thurlow Cooper (UM)
 LT Paul Harasimowicz (VER)
 LG Basil Gregorios (UNH)
 C Joe Dubiel (UC)
 RG Lou Mooradian (UC)
 RT Alton Amidon (UNH)
 RE Philip Montagano (UNH)
 QB Robert Trouville (UNH)
 LHB Lenny King (UC)
 RHB Ray Hostetter (UM)
 FB Paul Whitley (UC)

1955

Second Team

LE Russ Kidd (UMass)
 LT Norman Gerber (UC)
 LG William Hall (UNH)
 C Bonaventure Amendola (UC)
 RG Edmund Enos (UC)
 RT John McGowan (UMass)
 RE Reino Manninen (UC)
 QB James DiGiorno (UC)
 LHB Lenny King (UC)
 RHB Eddie Beck (VER)
 FB Roger Barous (UMass)

First Team

LE Thurlow Cooper (UM)
 LT Charles Gibbons (URI)
 LG Paul Fitzgerald (URI)
 C Charles Robichaud (UNH)
 C Charles Hunt (URI)
 RG LeRoy Williams (VER)
 RT Robert Novelli (URI)
 RE Peter Dalpe (URI)
 QB James Duffy (UM)
 LHB Ed DiSimone (URI)
 RHB Ted Wright (UNH)
 FB Jack Small (UM)

1954

Second Team

LE Gerald O'Neil (UNH)
 LT Richard Grann (URI)

First Team

LE Marshall Litchfield (UNH)
 LT Llewellyn Clark (UM)

LG Paul Ashnault (UNH)
 C John Small (UM)
 RG Thomas Golden (UM)
 RT Alan Girroir (UNH)
 RE Ronald Rymash (UC)
 QB Billy Pappas (UNH)
 LHB Edward Beck (VER)
 RHB Pat Abbruzzi (URI)
 FB Ernest Smart (UM)

LG Harry Brenner (URI)
 C Orien Walker (UNH)
 RG Donald MacPhee (UMass)
 RT Walter Johnson (VER)
 RE Stephen Mazur (UNH)
 QB James Duffy (UM)
 LHB Richard Gleason (UNH)
 RHB Ted Wright (UNH)
 FB Edward DiSimone (URI)

First Team

LE Steve Mazur (UNH)
 LT John Cunningham (UC)
 LG Tom Golden (UM)
 C Rob Roy (UC)
 RG Paul Ashnault (UNH)
 RT Ed Mahoney (UC)
 RE Ray Luciana (UC)
 QB Billy Pappas (UNH)
 LHB Pat Abbruzzi (URI)
 RHB Bernie Pina (URI)
 FB Buddy Amendola (UC)

1953

Second Team

LE Ken Woodsum (UM)
 LT Dick Tomasi (UNH)
 LG Chris Latos (URI)
 C Al Robichaud (UNH)
 RG Phil Booker (UC)
 RT Charley Gibbons (URI)
 RE Tony Chambers (UMass)
 QB Ed Fratto (URI)
 LHB Ed Bogdanovitch (UM)
 RHB Phil Tinsley (UC)
 FB Don Almy (URI)

First Team

LE Ed Pehota (UC)
 LE Tony Chambers (UMass)
 LT Larry Deschene (URI)
 LG Phil Butterfield (UM)
 C Bob Roy (UC)
 RG Bob DeSpirito (URI)
 RT Al Rogers (UC)
 RE Neal Herrick (UNH)
 QB Noel Reebenacker (UMass)
 LHB Pat Abbruzzi (URI)
 RHB Joe Bettencourt (UC)
 FB Dick Dewing (UNH)

1952

Second Team

LE Gordon Thorburn (UM)
 LT John Cunningham (UC)
 LG Henry Brenner (URI)
 C Robert DiSpirito (URI)
 RG Edward Cianchette (UM)
 RT Richard Grann (URI)
 RE Joe Viscount (UC)
 QB Bernie Pina (URI)
 LHB Campbell (UNH)
 RHB Phil Tinsley (UC)
 FB Rocco Murano (UC)

First Team

LE Ed Pehota (UC)
 LT Mario Fratorolli (UC)
 LG Ed Douglas (UNH)
 C Win Brown (UM)
 RG Pete Pocius (UM)
 RT Earl Eddy (UNH)
 RE Harry Easton (UM)
 QB Gene Sturgeon (UM)
 LHB Irv Panciera (UC)
 RHB Ed Bogdanovich (UM)
 FB Pat Abbruzzi (URI)

1951

Second Team

LE Joe Viscount (UC)
 LT Gordon Thorburn (UM)
 LG Kooistra (UNH)
 C Bahros (UNH)
 RG Robert DiSpirito (URI)
 RT Ron Rymash (UC)
 RE Perocchi (UNH)
 QB Bernie Pina (URI)
 LHB Jack Bowes (UNH)
 RHB Jack Butterfield (UM)
 FB Raymond Good (UC)

2010 CAA Football



CAA Football In The NFL Draft

2010					1992				
Rd.	Overall	Player (School)	Pos.	Drafted By	Rd.	Overall	Player (School)	Pos.	Drafted By
2	61	Vladimir Ducasse (UMass)	OL	New York Jets	5	113	Dwayne Sabb (UNH)	LB	New England Patriots
6	178	Arthur Moats (JMU)	DL	Buffalo Bills	12	318	Cornelius Benton (UC)	QB	Pittsburgh Steelers
6	184	Adrian Tracy (WM)	DL	New York Giants					
6	203	Scotty McGee (JMU)	KR	Jacksonville Jaguars					
7	234	Sean Lisemore (WM)	DL	Dallas Cowboys	11	294	James Smith (UR)	DB	Houston Oilers
2009					1991				
3	73	Derek Cox (WM)	DB	Jacksonville Jaguars	6	156	Mike Buck (UM)	QB	New Orleans Saints
4	125	Lawrence Sidbury (UR)	DL	Atlanta Falcons	7	183	Scott Hough (UM)	G	New Orleans Saints
2008					9	232	Darvell Huffman (BU)	WR	Indianapolis Colts
1	18	Joe Flacco (UD)	QB	Baltimore Ravens	11	293	Justin Strzelczyk (UM)	T	Pittsburgh Steelers
4	125	Arman Shields (UR)	WR	Oakland Raiders	1990				
5	149	Tim Hightower (UR)	RB	Arizona Cardinals	7	173	Brian Jordan (UR)	DB	Buffalo Bills
6	207	Matt Sherry (VU)	TE	Cincinnati Bengals	7	187	Mike Graybill (BU)	T	Cleveland Browns
2007					9	238	David Franks (UC)	G	Seattle Seahawks
4	125	Jermon Bushrod (TU)	OL	New Orleans Saints	10	278	Bob Jean (UNH)	QB	Cincinnati Bengals
5	168	Corey Graham (UNH)	DB	Chicago Bears	1989				
6	203	Daren Stone (UM)	DB	Atlanta Falcons	6	160	Rob Sterling (UM)	DB	Philadelphia Eagles
7	215	Ben Patrick (UD)	TE	Arizona Cardinals	12	309	John Driscoll (UNH)	T	Buffalo Bills
2006					1988				
4	131	Willie Colon (HOF)	OL	Pittsburgh Steelers	4	98	Rich Gannon (UD)	QB	New England Patriots
7	252	Marques Colston (HOF)	WR	New Orleans Saints	5	127	Ilia Jarostchuk (UNH)	LB	St. Louis Cardinals
7	255	Kevin McMahan (UM)	WR	Oakland Raiders	10	278	Rafe Wilkinson (UR)	LB	Denver Broncos
2004					12	311	Joe McGrail (UD)	DT	Buffalo Bills
6	166	Shawn Johnson (UD)	DE	Oakland Raiders	1987				
6	185	Andy Hall (UD)	QB	Philadelphia Eagles	4	86	Bill Brooks (BU)	WR	Indianapolis Colts
2002					5	124	Gary Walker (BU)	C	Indianapolis Colts
3	91	Brian Westbrook (VU)	RB	Philadelphia Eagles	7	189	Bob White (URI)	T	New York Jets
6	203	Jamin Elliott (UD)	WR	Chicago Bears	1986				
2000					11	295	Paul Lewis (BU)	RB	New England Patriots
4	97	Curtis Keaton (JMU)	RB	Cincinnati Bengals	1985				
5	154	Muneer Moore (UR)	WR	Denver Broncos	4	99	John Dorsey (UC)	LB	Green Bay Packers
1999					1984				
5	135	Khari Samuel (UMass)	LB	Chicago Bears	6	158	Ken Kaplan (UNH)	T	Tampa Bay Buccaneers
5	138	Jerry Azumah (UNH)	RB	Chicago Bears	9	232	Rich Pelzer (URI)	T	Philadelphia Eagles
6	169	Marc Megna (UR)	LB	New York Jets	12	316	Paul Farren (BU)	T	Cleveland Browns
7	191	Tony Booth (JMU)	DB	Carolina Panthers	12	331	Lorenzo Bouier (UM)	RB	Dallas Cowboys
7	200	Eric King (UR)	OL	Kansas City Chiefs	1983				
1998					3	69	Steve Doig (UNH)	LB	Detroit Lions
4	113	Shawn Barber (UR)	LB	Washington Redskins	8	205	Chris Lindstrom (BU)	DT	St. Louis Cardinals
1997					9	229	Bob Speight (BU)	T	Los Angeles Rams
2	60	Darren Sharper (WM)	DB	Green Bay Packers	11	supp.	Chy Davidson (URI)	WR	New England Patriots
4	121	Jerome Daniels (NU)	T	Miami Dolphins	1982				
4	127	Macey Brooks (JMU)	WR	Dallas Cowboys	11	291	Jim Jensen (BU)	QB	Miami Dolphins
6	177	Ed Perry (JMU)	TE	Miami Dolphins	1981				
1996					8	221	Ted Walton (UC)	DB	Pittsburgh Steelers
6	169	Mike Foley (UNH)	DT	Arizona Cardinals	10	252	Sandro Vitiello (UMass)	K	Cincinnati Bengals
6	205	Mike Cawley (JMU)	QB	Indianapolis Colts	12	316	Roger Lapham (UM)	TE	Buffalo Bills
1994					1980				
6	190	Paul Duckworth (UC)	LB	Green Bay Packers	7	192	Bruce Kimball (UMass)	G	Pittsburgh Steelers
1993					1979				
8	218	Dwayne Gordon (UNH)	LB	Miami Dolphins	8	208	Rich Moser (URI)	RB	Pittsburgh Steelers



2010 CAA Football

CAA Football In The NFL Draft

Rd.	Overall	Player (School)	Pos.	Drafted By
5	134	Jeff Williams (URI)	G	Los Angeles Rams
6	146	Dave Lindstrom (BU)	DE	San Diego Chargers
1977				
8	237	Ed McAleney (UMass)	DT	Pittsburgh Steelers
15	415	Dave Rozumek (UNH)	LB	Kansas City Chiefs
1976				
10	244	William Cooke (UMass)	DE	Green Bay Packers
1975				
11	272	Eric Torkelson (UC)	RB	Green Bay Packers
15	379	Peil Pennington (UMass)	QB	Denver Broncos
16	406	Sylvester McGee (URI)	RB	Atlanta Falcons
17	421	Tim Berra (UMass)	WR	Baltimore Colts
1974				
13	329	Paul Metallo (UMass)	DB	Kansas City Chiefs
1973				
5	113	Steve Furness (URI)	DE	Pittsburgh Steelers
15	368	John Hulecki (UMass)	G	Pittsburgh Steelers
15	370	Harold Parmenter (UMass)	DT	Denver Broncos
1972				
4	92	Bubba Pena (UMass)	G	Cleveland Browns
4	102	Vince Clements (UC)	RB	Minnesota Vikings
15	365	Nick McGarry (UMass)	TE	Boston Patriots
1971				
11	281	Gene Benner (UM)	WR	Cleveland Browns
16	403	Steve Parnell (UMass)	WR	Atlanta Falcons
1970				
1	11	Greg Landry (UMass)	QB	Detroit Lions
12	308	Howie Small (URI)	C	Minnesota Vikings
13	353	Frank Geiselman (URI)	FL	Green Bay Packers
15	386	Jeff Kuhman (VER)	LB	Denver Broncos
1968				
5	113	John Huard (UM)	LB	Denver Broncos
15	380	Jack Schweberger (VER)	FL	New York Jets
1967				
1		Milt Morin (UMass)	E	Cleveland Browns
7		Bob Meers (UMass)	E	Minnesota Vikings
15		Bob Ellis (UMass)	DE	Cleveland Browns
18		Ed Toner (UMass)	T	Baltimore Colts
3 (AFL)		Milt Morin (UMass)	E	San Diego Chargers
3 (AFL-RS)		Ed Toner (UMass)	G	Boston Patriots
10 (AFL-RS)		Bob Ellis (UMass)	HB	Boston Patriots
1966				
16		Phil Vandersea (UMass)	FB	Green Bay Packers
9 (AFL)		Jerry Whelchel (UMass)	QB	San Diego Chargers
9 (AFL)		Phil Vandersea (UMass)	FB	Denver Broncos
1965				
17 (AFL)		Fred Lewis (UMass)	HB	Oakland Raiders
1964				
14		Alan Arbuse (URI)	T	Los Angeles Rams
4 (AFL)		John Contoulis (UC)	T	New York Titans

Rd.	Overall	Player (School)	Pos.	Drafted By
11		Dave Bishop (UC)	B	New York Giants
16		John Contoulis (UC)	T	Minnesota Vikings
18		Dave Cloutier (UM)	B	Dallas Cowboys
1962				
8		Paul Lindquist (UNH)	T	Minnesota Vikings
1961				
14		Roger Ellis (UM)	C	New York Giants
1959				
18		Lennie King (UC)	B	Washington Redskins
1958				
19		Paul Harasimowicz (VER)	T	Philadelphia Eagles
1957				
16		Thurlow Cooper (UM)	E	Cleveland Browns
1956				
13		Pat Abbruzzi (URI)	B	Baltimore Colts
25		Dick Grann (URI)	T	Baltimore Colts
1955				
30		Pat Abbruzzi (URI)	B	Baltimore Colts
1954				
12		Clayton Lane (UNH)	T	Pittsburgh Steelers
13		Carmen Ragonese (UNH)	B	Boston Yanks
24		Bruce Mather (UNH)	B	Boston Yanks
20 (AAFC)		Carmen Ragonese (UNH)	B	Baltimore Colts
1948				

CAA Football in the NFL Draft

(as members of the conference)

Massachusetts -- 22 - players drafted

Highest	Most Recent
1 11 Greg Landry, QB Detroit	2 61 Vladimir Ducasse, OL New York Jets

New Hampshire -- 15 - players drafted

Highest	Most Recent
3 69 Steve Doig, LB Detroit	5 168 Corey Graham, DB Chicago

Maine -- 13 - players drafted

Highest	Most Recent
5 113 John Huard, LB Denver	6 203 Daren Stone, DB Atlanta

Rhode Island -- 12 - players drafted

Highest	Most Recent
5 113 Steve Furness, DE Pittsburgh	7 189 Bob White, T New York Jets

Richmond -- 10 - players drafted

Highest	Most Recent
4 113 Shawn Barber, LB Washington	4 125 Lawrence Sidbury, DL Atlanta

Delaware -- 7 - players drafted

Highest/Most Recent
1 18 Joe Flacco, QB Baltimore

James Madison -- 7 - players drafted

Highest	Most Recent
4 97 Curtis Keaton, RB Cincinnati	6 203 Scotty McGee, KR Jacksonville

Villanova -- 2 - player drafted

Highest	Most Recent
3 91 Brian Westbrook, RB Philadelphia	6 207 Matt Sherry, TE Cincinnati

William and Mary -- 4 - player drafted

Highest	Most Recent
2 60 Darren Sharper, DB Green Bay	6 184 Adrian Tracy, DL New York Giants
7 234 Sean Lissemore, DL Dallas	

Towson -- 1 - player drafted

Highest/Most Recent
4 125 Jermon Bushrod, OL New Orleans

2010 CAA Football



CAA Football In The NFL

Since 1947, numerous conference players have graduated into the ranks of the National Football League. Listed below are players who appeared in an Atlantic 10/Yankee Conference/CAA Football game and on an NFL active roster, practice squad, injured reserve list and physically unable to perform list between 1947-2009.

Delaware

Name	Years	Team(s)	NFL seasons
Robbie Agnone (TE)	2006-08	Patriots	2009
Mike Adams (DB)	2000-03	49ers	2004-06
		Browns	2007-09
Mike Cecere (DE)	1997-00	Jets	2001
Omar Cuff (RB)	2004-07	Buccaneers	2008
Joe Flacco (QB)	2006-07	Ravens	2008-09
Rich Gannon (QB)	1986	Vikings	1987-92
		Redskins	1993
		Chiefs	1995-98
		Raiders	1999-04
Jamin Elliott (WR)	1998-01	Bears	2002
		Patriots	2003
		Bears	2004
		Falcons	2007
Tim Jacobs (CB)	1989-92	Browns	1993-95
		Dolphins	1996
Joe McGrail (DT)	1986	Bills	1987
Jeff Modesitt (TE)	1986	Buccaneers	1987
Ben Patrick (TE)	2006	Cardinals	2007-09
Ronald Talley (DE)	2007-08	Packers	2009

James Madison

Name	Years	Team(s)	NFL seasons
Alvin Banks (RB)	2003-06	Jets	2007
Macey Brooks (WR)	1993-96	Bears	1999
Dion Foxx (LB)	1993	Dolphins	1994-95
		Redskins	1995
Akeem Jordan (LB)	2003-06	Eagles	2007-09
Delvin Joyce (KR/PR)	1997-00	Giants	2002-04
Curtis Keaton (RB)	1998-99	Bengals	2000-01
		Saints	2002
Ed Perry (TE)	1993-96	Dolphins	1997-04
		Chiefs	2005
J.D. Skolnitsky (DE)	2006-08	Redskins	2009

Maine

Name	Years	Team(s)	NFL seasons
Jovan Belcher (LB)	2004-08	Chiefs	2009
Mike Buck (QB)	1986-89	Saints	1991-93
		Cardinals	1995
Stephen Cooper (LB)	1999-02	Chargers	2003-09
Thurlow Cooper (OL)	1954-56	Titans (AFL)	1960-62
Anthony Cotrone (FB)	2004-07	Jaguars	2008
Mike DeVito (DL)	2003-06	Jets	2007-09
Roger Ellis (C/LB)	1956-58	Titans/Jets (AFL)	1960-63
Mike Flynn (OG)	1993-96	Ravens	1998-07
Dan Jones (OL)	1989-92	Bengals	1993-95
Chris Keating (LB)	1976-78	Bills	1979-84
		Redskins	1985
Phil McGeoghan (WR)	1998-00	Broncos	2001
Brandon McGowan (DB)	2001-04	Bears	2005-08
		Patriots	2009
Kevin McMahan (WR)	2002-05	Panthers	2008
Matt Mulligan (TE)	2005-07	Titans	2008
		Jets	2009
Montell Owens (RB)	2002-05	Jaguars	2006-09
Daren Stone (DB)	2003-06	Falcons	2007
		Ravens	2008
Justin Strzelczyk (OL)	1986-89	Steelers	1990-98
Manch Wheeler (QB)	1959-61	Bills (AFL)	1962

Massachusetts

Name	Years	Team(s)	NFL seasons
Kole Ayi (LB)	1997-00	Patriots	2001
		Rams	2001-02
Steve Baylark (RB)	2003-06	Cardinals	2007
		Broncos	2008
Tim Berra (WR)	1971-73	Colts	1974
Kory Blackwell (DB)	1994-96	Giants	1998
Jeremy Cain (LB)	2000-03	Bears	2004-05
		Titans	2007
		Redskins	2008
		Jaguars	2009
Bill Cooke (T/DL)	1973-74	Packers	1975
		49ers	1976-77
		Seahawks	1978-79
		Lions	1978
Mike Dwyer (DT)	1984-85	Cowboys	1987
James Ihedigbo (DB)	2003-06	Jets	2007-09
Bruce Kimball (OG)	1976-78	Giants	1982
		Redskins	1983-84
Greg Landry (QB)	1965-67	Lions	1968-78
		Colts	1979-81
		Bears	1984
Matt Lawrence (RB)	2006-07	Ravens	2008-09
Brad Listorti (TE)	2006-07	Jets	2008
Brandon London (WR)	2003-06	Giants	2007
		Dolphins	2008
John McCormick (QB)	1959-61	Vikings	1962
		Broncos (AFL)	1963-68
Joe McLaughlin (LB)	1976-78	Packers	1979
		Giants	1980-84
Milt Morin (TE)	1963-65	Browns	1966-75
Bubba Pena (OG)	1969-70	Browns	1972
Khari Samuel (LB)	1995-98	Bears	1999-02
Steve Schubert (WR)	1970-72	Patriots	1974
		Bears	1975-79
Marcel Shipp (RB)	1998-01	Cardinals	2001-07
Terry Swanson (P)	1963-65	Patriots (AFL)	1967-68
		Bengals (AFL)	1969
Ed Toner (DT/LB)	1965-66	Patriots (AFL)	1967-69
Phil Vandersea (TE/LB)	1963, 65	Packers	1966, 1968-69
		Saints	1967
Sandro Vitiello (PK)	1978-79	Bengals	1980



2010 CAA Football

CAA Football In The NFL

Since 1947, numerous conference players have graduated into the ranks of the National Football League. Listed below are players who appeared in an Atlantic 10/Yankee Conference/CAA Football game and on an NFL active roster, practice squad, injured reserve list and physically unable to perform list between 1947-2009.

New Hampshire

Name	Years	Team(s)	NFL seasons
Jerry Azumah (RB)	1995-98	Bears	1999-05
David Ball (WR)	2003-06	Jets	2007
Jason Ball (OL)	1998-01	Chargers	2002-03
Aaron Brown (WR)	2003-06	Saints	2007
Scott Curtis (LB)	1984-87	Eagles	1988
		Broncos	1989-90
Steve Doig (LB)	1978-81	Lions	1982-84
		Patriots	1986-87
Pat Downey (C)	1993-97	Redskins	2002
Paul DuFault (C)	1982-85	Raiders	1987
Dwayne Gordon (LB)	1989-92	Falcons	1993-94
		Chargers	1995-96
		Jets	1997-99
Corey Graham (DB)	2003-07	Bears	2007-09
Bruce Huther (LB)	1973-76	Cowboys	1977-80, 1983
		Browns	1981
		Bears	1982
Ilija Jarostchuk (LB)	1983-86	Cardinals	1987, 1989
		Dolphins	1988
		Patriots	1990
Ken Kaplan (OL)	1978-82	Buccaneers	1984-85
		Saints	1987
Dan Kreider (FB)	1996-99	Steelers	2000-07
		Rams	2008
		Cardinals	2009
Clayton Lane (T)	1947	Yankees (AFC)	1948
Paul Lindquist (DT)	1958-61	Patriots (AFL)	1961
Dave Rozumek (LB)	1972-75	Chiefs	1976-79
Dwayne Sabb (LB)	1988-91	Patriots	1992-96
Randall Williams (WR)	1999-00	Jaguars	2001
		Cowboys	2001-04
		Raiders	2005-06

Rhode Island

Name	Years	Team(s)	NFL seasons
Lou D'Agostino (FB)	1993-95	Jets	1996
Chy Davidson (WR)	1978-79	Jets	1981-82
Tony DeLuca (DT)	1980-83	Packers	1984
		Bills	1987
Frank Ferrara (DL)	1994-98	Giants	2001-03
		Eagles	2003
Steve Furness (DL)	1969-71	Steelers	1972-80
		Lions	1981
Sylvester McGee (RB)	1971-73	Falcons	1974
Rick Moser (RB)	1975-77	Steelers	1978-82
		Dolphins	1980
		Chiefs	1981
		Buccaneers	1982
Dameon Reilly (WR)	1983-85	Dolphins	1987
Kevin Smith (DB)	1987-90	Steelers	1991
Bob White (OL)	1982-85	Cowboys	1987-89
Jeff Williams (OL)	1973-76	Rams	1977
		Redskins	1978-80
		Chargers	1981
		Bears	1982
Ray Williams (DB)	1983-86	Steelers	1987
Fearon Wright (DL)	1999-00	Vikings	2001

Richmond

Name	Years	Team(s)	NFL seasons
Shawn Barber (LB)	1994-97	Redskins	1998-01
		Eagles	2002, 2006
		Chiefs	2003-05
		Texans	2007
Bob Bleier (QB)	1986	Patriots	1987
Marvin Hargrove (WR)	1986-89	Eagles	1990
Tim Hightower (RB)	2004-07	Cardinals	2008-09
Brian Jordan (DB)	1986-87	Falcons	1989-91
Matt Joyce (OL)	1990-93	Seahawks	1995
		Cardinals	1996-00
		Lions	2001-04
Paris Lenon (LB)	1995-99	Packers	2002-05
		Lions	2006-08
		Rams	2009
Arman Shields (WR)	2004-07	Raiders	2008
Lawrence Sidbury (DE)	2005-08	Falcons	2009
Matt Snider (RB)	1994-98	Packers	1999
Stacy Tutt (RB)	2001-05	Jets	2006-07
Josh Vaughan (RB)	2005-08	Jaguars	2009

Towson

Name	Years	Team(s)	NFL seasons
Jermon Bushrod (OL)	2003-06	Saints	2007-09

Villanova

Name	Years	Team(s)	NFL seasons
Terry Butler (RB)	2001-04	Jets	2005
Brian Finneran (WR)	1994-97	Eagles	1999
		Falcons	2000-09
Christian Gaddis (OL)	2003-06	Bills	2007
		Colts	2008
		Bills	2009
Willie Oshodin (DE)	1989-91	Broncos	1992-95
Matt Sherry (TE)	2004-07	Bengals	2008
Ray Ventrone (DB)	2001-04	Patriots	2007-08
		Browns	2009
Brian Westbrook (RB)	1997-01	Eagles	2002-09
Darrel Young (LB)	2005-08	Redskins	2009

William and Mary

Name	Years	Team(s)	NFL seasons
Drew Atchison (TE)	2004-07	Dolphins	2008
Derek Cox (CB)	2005-08	Jaguars	2009
Mike Leach (TE)	1998-99	Titans	2000-01
		Broncos	2002-08
		Cardinals	2009
Darren Sharper (DB)	1993-96	Packers	1997-04
		Vikings	2005-08
		Saints	2009
Dominique Thompson (WR)	2001-04	Rams	2005-07
Jude Waddy (LB)	1994-97	Packers	1998-99
		Buccaneers	2000

CAA Football Alumni -- NFL Head Coaches

Name	NFL Team	School (Seasons)
Raheem Morris	Tampa Bay Buccaneers	Hofstra (1994-97)
Mike Tomlin	Pittsburgh Steelers	William and Mary (1990-94)

2010 CAA Football

CAA Football Media Services



Scott Meyer
Director of Football
Communications
O: 804-754-1616 x20
C: 804-922-7236
smeyer@caasports.com



Rob Washburn
Assoc. Commissioner,
Communications
O: 804-754-1616 x19
rwashburn@caasports.com



Niki DeSantis
Director of
Communications
O: 804-754-1616 x30
ndesantis@caasports.com



Zach Burrus
Communications
Assistant
O: 804-754-1616 x32
zburrus@caasports.com

CAASports.com

CAASports.com features the latest videos, news and stories on all of the happenings around the conference, including the 10 football schools. Standings along with team-by-team and composite results are updated after each game. Video recaps and weekly highlight packages are posted each week. The site also contains television listings, past conference records and much more.

CAA Football Pressbox

Located on CAASports.com, The CAA Football Pressbox is the official source for all CAA Football information for fans and members of the media. Check The CAA Football Pressbox each week for updated team-by-team weekly releases, two-deep charts, league and team stats as well as other "media-type" information. CAA Football plans to archive the conference's weekly releases throughout the season, in addition to archiving each team's home-game flipcards in a printer-friendly format. Also available on the site are coach and player pictures and each team's logo and helmet illustration.

CAA Football – Checkout the Blog

CAA Football has jumped into the world of new media and is offering a new and different approach to its league's news by offering CAAFootballblog.com. Fans and members of the media can logon to find even more news on one of the top FCS leagues in country, in addition to what you would already find on CAASports.com.

CAA Football – Follow us on Twitter

Fans and members of the media are encouraged to follow CAA Football on Twitter: twitter.com/The_CAAFootball. Logon now and "follow" the league to get a look at one of the top collegiate football conferences in the country. CAA Football will tweet regularly throughout both the season and offseason.

CAA Football – Watch us on YouTube

Fans and members of the media can see all of CAA Football's new media efforts on YouTube: www.youtube.com/CAAFootball. Logon now and subscribe to see the latest video productions from CAA Football.

CAA Football Weekly Coaches' Media Teleconference

The CAA Football coaches will hold a weekly teleconference for the media beginning Monday, Aug. 30. The call will take place each Monday throughout the 2010 regular season and postseason. The scheduled calls will come to an end when the final CAA Football team completes its season in the 2010 NCAA Division I National Championships. Coaches and a selected student-athlete will participate in the postseason calls if their teams are still alive in Championship play.

The teleconference will open with the release of the selected player of the week winners, a recap of the weekend and a

preview of the upcoming week. CAA Football coaches will be available to answer questions beginning at 10:10 a.m. (ET). The weekly lineup is listed below. Beginning Sept. 6 and continuing throughout the 2010 season, a featured student-athlete will conclude the call with a 10-minute interview segment at 11:50 a.m.

Media representatives wishing to participate in the teleconference should contact Scott Meyer (804-754-1616 x20) at the CAA Football office for the phone number and password. Audio files from each of the weekly teleconferences will be archived on The CAA Football Pressbox website shortly after the individual calls are complete.

Weekly Media Teleconference Lineup (all ET)

10:00 a.m.	CAA Football Update
10:10 a.m.	Latrell Scott, Richmond
10:20 a.m.	Jimmye Laycock, William and Mary
10:30 a.m.	Andy Talley, Villanova
10:40 a.m.	Mickey Matthews, James Madison
10:50 a.m.	Jack Cosgrove, Maine
11:00 a.m.	Kevin Morris, Massachusetts
11:10 a.m.	Joe Trainer, Rhode Island
11:20 a.m.	K. C. Keeler, Delaware
11:30 a.m.	Sean McDonnell, New Hampshire
11:40 a.m.	Rob Ambrose, Towson
11:50 a.m.	Selected Student-Athlete

Weekly Release & Stats

Media can access the complete weekly release, including conference and team-by-team statistics, by logging on to CAASports.com. Weekly releases will also be sent via email to media outlets around the league. Please contact Scott Meyer (804-754-1616 x20) at the CAA Football office to be added to the CAA Football email list.

Weekly Awards

CAA Football names Offensive, Defensive, Rookie and Special Teams Players of the Week each Monday morning during the season. Winners, announced at the beginning of the weekly teleconference, are chosen from nominations provided by CAA Football Media Relations personnel. The information will also be available from the CAA Football office via release as well as on the league's website.

Annual Awards

All-CAA Football First, Second and Third Teams, Players of the Year on offense, defense and specials teams, Rookies of the Year on offense and defense and Coach of the Year are selected by a vote of the league's 10 head coaches at the conclusion of the regular season. The awards will be announced by the CAA Football office via release as well as on the league's website.



2010 CAA Football Yearbook Front Cover

Top Row (L to R): James Madison's Ronnell Brown, Villanova's Matt Szczur, New Hampshire's Brian McNally and Rhode Island's Rob Damon. **Second Row:** William and Mary's Jake Trantin, Massachusetts' Tyler Holmes and Maine's Tyrell Jones. **Third Row:** Delaware's Anthony Bratton, Richmond's Martin Parker and Towson's Yaki Ibia. **Bottom Row:** Villanova's Chris Whitney, Matt Szczur and Jacob Wade lift the Wildcats' 2009 National Championship trophy in celebration.



2010 CAA Football Yearbook Inside Back Cover

Seven NFL standouts and two NFL Head Coaches who represent the 37 former CAA Football student-athletes who were part of NFL franchises in 2009. Refer to pages 109-110 for a complete list of former CAA Football student-athletes in the NFL.

Top Row (L to R): Hofstra's Marques Colston, Villanova's Brian Westbrook and New Hampshire's Corey Graham. **Second Row:** Delaware's Joe Flacco, Richmond's Tim Hightower, William and Mary's Darren Sharper and Villanova's Brian Finneran. **Bottom Row:** William and Mary's Mike Tomlin and Hofstra's Raheem Morris.



2010 CAA Football

CAA Football Media Relations Directory

Primary football contacts listed with Email addresses -- as of June 28, 2010.

CAA FOOTBALL

DELAWARE

8625 Patterson Avenue
 Richmond, VA 23229
 804-754-1616 - office / 804-754-1616 (x20) - Scott Meyer Direct / 804-922-7236 - Scott Meyer Cell
 www.caasports.com
 Rob Washburn, Associate Commissioner/Communications
 Scott Meyer, Director/CAA Football Communications
 smeyer@caasports.com
 Niki DeSantis, Director/CAA Communications
 Zach Burrus, Communications Assistant



114 Bob Carpenter Center
 631 South College Avenue
 Newark, DE 19716
 302-831-8007 - office / 302-831-6199 - pressbox
 www.bluehens.com
 Scott Selheimer, Assistant Athletics Director
 selheime@udel.edu
 Kevin Tritt, Assistant Director



www.twitter.com/The_CAAFootball



www.youtube.com/caafootball



www.caafootballblog.com

JAMES MADISON

MAINE

MASSACHUSETTS

380 University Building
 Harrisonburg, VA 22807
 540-568-6154 - office / 540-568-6521 - pressbox
 www.jmusports.com
 John Martin, Assistant Athletics Director
 martinja@jmu.edu
 Kevin Warner, Assistant Director
 Milla Sue Wiscarver, Assistant Director



5747 Memorial Gymnasium
 Orono, ME 04469
 207-581-4158 - office / 207-581-1049 - pressbox
 www.goblackbears.com
 Laura Reed, Assistant Athletics Director
 Andrew Mahoney, Assistant Manager
 andrew.mahoney@umit.maine.edu
 Barrett Gilham, Assistant Manager



250 Boyden Building
 Amherst, MA 01003
 413-577-3061 - office / 413-545-3550 - pressbox
 www.umassathletics.com
 Jason Yellin, Associate Athletics Director
 jyellin@admin.umass.edu
 John Sinnett, Associate Director
 Josh Maurer, Broadcast Properties Manager
 David Gunn, Assistant Director
 Jillian Jakuba, Assistant Director



NEW HAMPSHIRE

RHODE ISLAND

RICHMOND

145 Main Street
 151 Field House
 Durham, NH 03824
 603-862-3906 - office / 603-862-2645 - pressbox
 www.unhwildcats.com
 Tom Wilkins, Assistant Athletics Director
 Mike Murphy, Associate Director
 mike.murphy@unh.edu
 Doug Poole, Associate Director
 doug.poole@unh.edu
 Eric Coplin, Assistant Director



Three Keaney Road
 Kingston, RI 02881
 401-874-2409 - office / 401-874-4616 - pressbox
 www.gorhody.com
 Mike Laprey, Assistant Athletics Director
 Tom Symonds, Coordinator
 tsymonds@mail.uri.edu
 Jodi Pontbriand, Coordinator



219 Robins Center
 University of Richmond, VA 23173
 804-287-6313 - office / TBD - pressbox
 www.richmondspiders.com
 Bob Black, Assistant Athletics Director
 Mark Kwolek, Associate Director
 Mike DeGeorge, Assistant Director
 mdegeorg@richmond.edu
 Rachel Park, Assistant Director



TOWSON

VILLANOVA

WILLIAM AND MARY

8000 York Road
 Towson, MD 21252
 410-704-3102 - office / 410-704-3102 - pressbox
 www.towsontigers.com
 Pete Schlehr, Assistant Athletics Director
 Dan O'Connell, Associate Director
 doconnell@towson.edu
 Eric Rhew, Assistant Director
 Megan O'Brien, Assistant



Jake Nevin Field House
 800 Lancaster Avenue
 Villanova, PA 19085
 610-519-6514 - office / 610-519-5290 - pressbox
 www.villanova.com
 Dean Kenefick, Associate Athletics Director
 dean.kenefick@villanova.edu
 Mike Sheridan, Director
 David Berman, Assistant Director
 david.berman@villanova.edu
 Megan O'Shea, Coordinator




751 Ukrop Way
 Williamsburg, VA 23185
 757-221-3369 - office / 757-221-3414 - pressbox
 www.tribeathletics.com
 Pete Clawson, Assistant Athletics Director
 pmclaw@wm.edu
 Rob Turner, Associate Director
 rrturn@wm.edu
 Kris Sears, Associate Director
 Jacob Skipper, Associate Director
 Scott Burns, Assistant Director

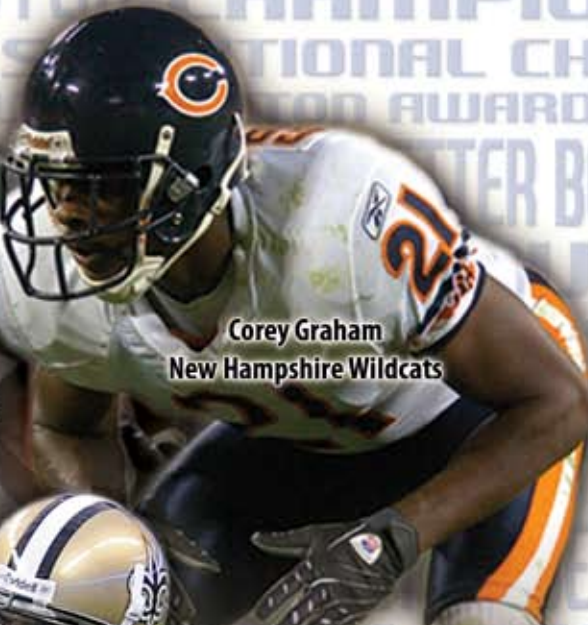




Marques Colston
Hofstra Pride




Brian Westbrook
Villanova Wildcats



Corey Graham
New Hampshire Wildcats



Tim Hightower
Richmond Spiders




Darren Sharper
William and Mary Tribe




Brian Finneran
Villanova Wildcats



Joe Flacco
Delaware Blue Hens



Mike Tomlin
William and Mary Tribe



Raheem Morris
Hofstra Pride



CAA
FOOTBALL

Sunday Players

CAA Football boasted 37 NFL Players
and two NFL Head Coaches in 2009

2010 CAA Football Schedule



CAA Football



Delaware



James Madison



Maine



Massachusetts



New Hampshire



Rhode Island



Richmond



Towson



Villanova



William and Mary

Sept. 2/3	SEPT. 2ND WEST CHESTER 7:00 PM		SEPT. 2ND ALBANY 7:00 PM			SEPT. 2ND AT BUFFALO 7:00 PM		SEPT. 2ND AT INDIANA 7:30 PM	SEPT. 3RD AT TEMPLE 5:00 PM	
Sept. 4		MOREHEAD STATE 6:00 PM		WILLIAM AND MARY 3:30 PM	CENTRAL CONNECTICUT STATE 12:00 PM		AT VIRGINIA 6:00 PM			AT MASSACHUSETTS 3:30 PM
Sept. 11	SOUTH DAKOTA STATE 1:00 PM	AT VIRGINIA TECH 1:30 PM	AT MONMOUTH 1:00 PM	HOLY CROSS 6:00 PM	AT PITTSBURGH 1:00 PM	AT FORDHAM 6:00 PM		COASTAL CAROLINA 7:00 PM	AT LEHIGH 12:30 PM	VMI 7:00 PM
Sept. 18	DUQUESNE 6:00 PM		AT SYRACUSE 7:15 PM	AT MICHIGAN 12:00 PM	AT RHODE ISLAND 12:00 PM	NEW HAMPSHIRE 12:00 PM	ELON 1:00 PM	AT VILLANOVA 3:30 PM	TOWSON 3:30 PM	AT OLD DOMINION 7:00 PM
Sept. 25	AT RICHMOND 3:30 PM	LIBERTY 6:00 PM	WILLIAM AND MARY 6:00 PM	AT STONY BROOK 6:00 PM	LEHIGH 12:00 PM		DELAWARE 3:30 PM	AT COLUMBIA 12:30 PM	PENN TBA	AT MAINE 6:00 PM
Oct. 2	AT JAMES MADISON 12:00 PM	DELAWARE 12:00 PM	NEW HAMPSHIRE 6:00 PM	AT TOWSON 7:00 PM	AT MAINE 6:00 PM	BROWN 1:00 PM	COASTAL CAROLINA 1:00 PM	MASSACHUSETTS 7:00 PM	AT WILLIAM AND MARY 3:30 PM	VILLANOVA 3:30 PM
Oct. 9	MAINE 1:00 PM	AT TOWSON 7:00 PM	AT DELAWARE 1:00 PM		RICHMOND 12:00 PM	AT WILLIAM AND MARY 7:00 PM	AT NEW HAMPSHIRE 12:00 PM	JAMES MADISON 7:00 PM		RHODE ISLAND 7:00 PM
Oct. 16	RHODE ISLAND 3:30 PM	NEW HAMPSHIRE 3:30 PM	VILLANOVA 12:00 PM	RICHMOND 3:30 PM	AT JAMES MADISON 3:30 PM	AT DELAWARE 3:30 PM	AT MASSACHUSETTS 3:30 PM		AT MAINE 12:00 PM	
Oct. 23	AT WILLIAM AND MARY 12:00 PM	AT VILLANOVA 3:30 PM	AT RHODE ISLAND 12:30 PM	VS NEW HAMPSHIRE 3:30 PM	VS MASSACHUSETTS 3:30 PM	MAINE 12:30 PM	TOWSON 1:00 PM	AT RICHMOND 1:00 PM	JAMES MADISON 3:30 PM	DELAWARE 12:00 PM
Oct. 30		MASSACHUSETTS 3:30 PM		AT JAMES MADISON 3:30 PM		AT TOWSON 3:30 PM	AT VILLANOVA 12:00 PM	RHODE ISLAND 3:30 PM	RICHMOND 12:00 PM	AT NORTH CAROLINA TBA
Nov. 6	TOWSON 3:30 PM	AT RICHMOND 3:30 PM	AT MASSACHUSETTS 3:30 PM	MAINE 3:30 PM	WILLIAM AND MARY 12:00 PM	VILLANOVA 1:00 PM	JAMES MADISON 3:30 PM	AT DELAWARE 3:30 PM	AT RHODE ISLAND 1:00 PM	AT NEW HAMPSHIRE 12:00 PM
Nov. 13	AT MASSACHUSETTS 1:00 PM	WILLIAM AND MARY 1:30 PM	AT TOWSON 2:00 PM	DELAWARE 1:00 PM	AT VILLANOVA 12:00 PM	AT RICHMOND 2:00 PM	RHODE ISLAND 2:00 PM	MAINE 2:00 PM	NEW HAMPSHIRE 12:00 PM	AT JAMES MADISON 1:30 PM
Nov. 20	VILLANOVA 12:00 PM	AT MAINE 12:00 PM	JAMES MADISON 12:00 PM	AT RHODE ISLAND 12:30 PM	TOWSON 12:00 PM	MASSACHUSETTS 12:30 PM	AT WILLIAM AND MARY 3:30 PM	AT NEW HAMPSHIRE 12:00 PM	AT DELAWARE 12:00 PM	RICHMOND 3:30 PM

CAA Football games shaded in blue | All Times Eastern | Schedule Dates and Times subject to change