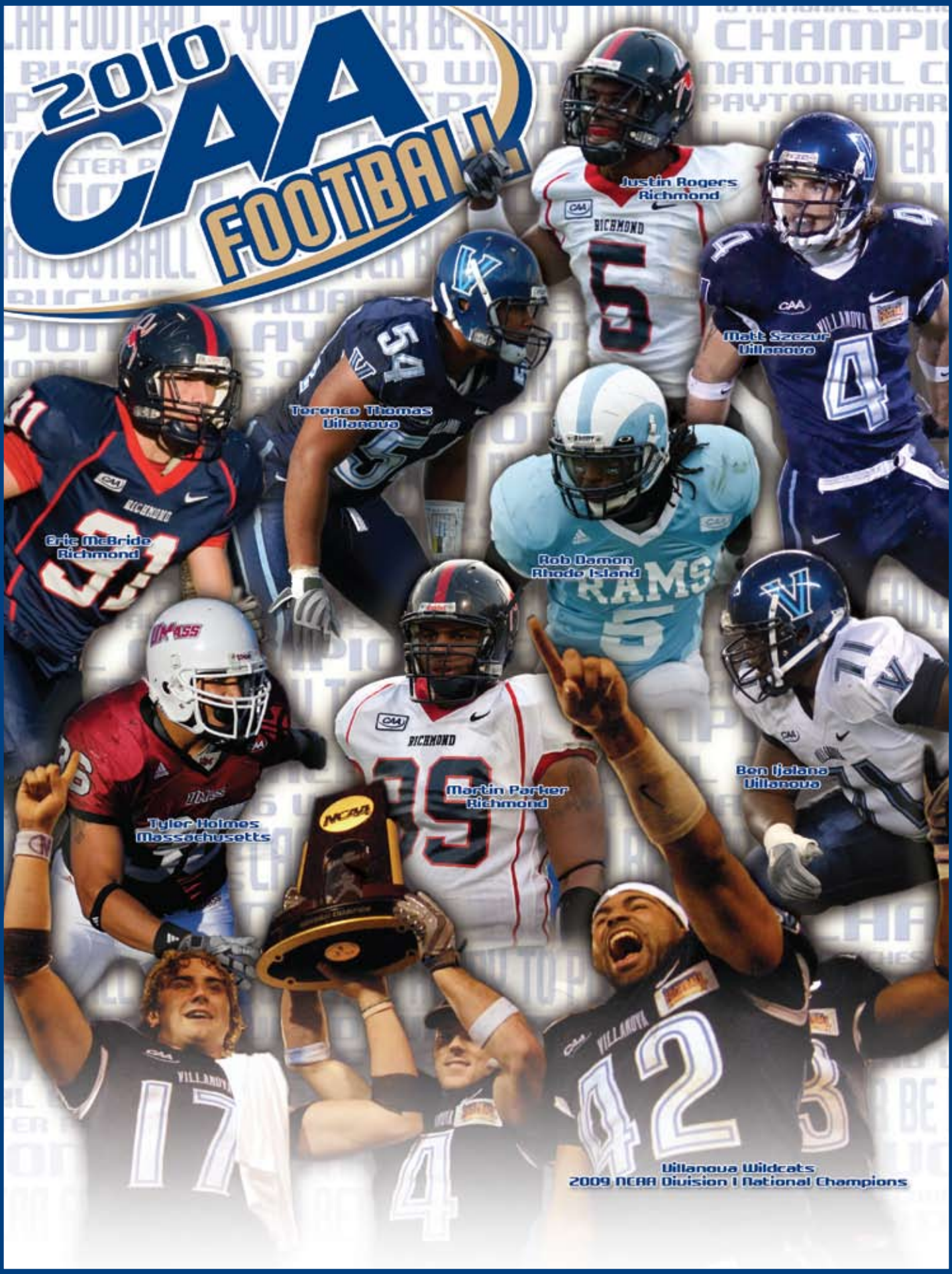


2010 CAA FOOTBALL



Justin Rogers
Richmond

Matt Szczer
Villanova

Terence Thomas
Villanova

Eric McBride
Richmond

Rob Damon
Rhode Island

Tyler Holmes
Massachusetts

Martin Parker
Richmond

Ben Ijalana
Villanova

Villanova Wildcats
2009 NCAA Division I National Champions



2010 CAA Football

CAA Football Schedule

Thursday, September 2

West Chester at Delaware	TBA
Albany at Maine	TBA
Rhode Island at Buffalo	TBA
Towson at Indiana	TBA

Friday, September 3

Villanova at Temple	TBA
---------------------	-----

Saturday, September 4

*William and Mary at Massachusetts [TCN/CSN-NE]	3:30 p.m.
Morehead State at James Madison	TBA
Central Connecticut State at New Hampshire	TBA
Richmond at Virginia	TBA

Saturday, September 11

South Dakota State at Delaware	TBA
James Madison at Virginia Tech	TBA
Maine at Monmouth	TBA
Holy Cross at Massachusetts	TBA
New Hampshire at Pittsburgh	TBA
Rhode Island at Fordham	TBA
Coastal Carolina at Towson	TBA
Villanova at Lehigh	TBA
VMI at William and Mary	TBA

Saturday, September 18

*New Hampshire at Rhode Island [CSN-NE]	12:00 p.m.
*Towson at Villanova [TCN/CSN-NE]	3:30 p.m.
Duquesne at Delaware	TBA
Maine at Syracuse	TBA
Massachusetts at Michigan	TBA
Elon at Richmond	TBA
William and Mary at Old Dominion [CSN-MA]	7:00 p.m.

Saturday, September 25

*William and Mary at Maine	TBA
*Delaware at Richmond [TCN/CSN-NE]	3:30 p.m.
Liberty at James Madison	TBA
Massachusetts at Stony Brook	TBA
Lehigh at New Hampshire	TBA
Towson at Columbia	TBA
Penn at Villanova	TBA

Saturday, October 2

*Delaware at James Madison [TCN/CSN-NE]	12:00 p.m.
*New Hampshire at Maine	TBA
*Massachusetts at Towson	TBA
*Villanova at William and Mary [CSN-MA]	3:30 p.m.
Brown at Rhode Island	TBA
Coastal Carolina at Richmond	TBA

Saturday, October 9

*Maine at Delaware	TBA
*Richmond at New Hampshire [TCN/CSN-NE]	12:00 p.m.
*James Madison at Towson	TBA
*Rhode Island at William and Mary	TBA

Saturday, October 16

*Rhode Island at Delaware	TBA
*New Hampshire at James Madison [TCN/CSN-NE]	3:30 p.m.
*Villanova at Maine [CSN-NE]	12:00 p.m.
*Richmond at Massachusetts	TBA

Saturday, October 23

*Massachusetts vs. New Hampshire [CSN-NE]	3:30 p.m.
*Maine at Rhode Island	TBA
*Towson at Richmond	TBA
*James Madison at Villanova	TBA
*Delaware at William and Mary [TCN/CSN-NE]	12:00 p.m.

Saturday, October 30

*Massachusetts at James Madison [CSN-MA/CSN-NE]	3:30 p.m.
*Rhode Island at Towson	TBA
*Richmond at Villanova [TCN/CSN-NE]	12:00 p.m.
William and Mary at North Carolina	TBA

Saturday, November 6

*Towson at Delaware	TBA
*Maine at Massachusetts [CSN-NE]	3:30 p.m.
*William and Mary at New Hampshire	TBA
*Villanova at Rhode Island	TBA
*James Madison at Richmond [CSN-MA]	3:30 p.m.

Saturday, November 13

*William and Mary at James Madison	TBA
*Delaware at Massachusetts	TBA
*Rhode Island at Richmond	TBA
*Maine at Towson	TBA
*New Hampshire at Villanova [TCN/CSN-NE]	12:00 p.m.

Saturday, November 20

*Villanova at Delaware [TCN/CSN-NE]	12:00 p.m.
*James Madison at Maine	TBA
*Towson at New Hampshire	TBA
*Massachusetts at Rhode Island	TBA
*Richmond at William and Mary [TCN/CSN-NE]	3:30 p.m.

Saturday, November 27

NCAA Division I Football Championship	First Round
---------------------------------------	-------------

Saturday, December 4

NCAA Division I Football Championship	Second Round
---------------------------------------	--------------

Saturday, December 11

NCAA Division I Football Championship	Quarterfinals
---------------------------------------	---------------

Friday & Saturday, December 17 & 18

NCAA Division I Football Championship	Semifinals
---------------------------------------	------------

Friday, January 7

NCAA Division I Football Championship	Title Game (Pizza Hut Park; Frisco, Texas)
---------------------------------------	---

Massachusetts' Tyler Holmes

Richmond's Eric McBride

LEGEND
 CSN-MA.....Comcast SportsNet Mid-Atlantic
 CSN-NE.....Comcast SportsNet New England
 TCN.....The Comcast Network Mid-Atlantic and Philadelphia

* - CAA Football Game | All Times Eastern | Schedule Dates, Times and Broadcasts subject to change
 -- As of May 13, 2010

2010 CAA Football

CAA Football Preview Table of Content & Credits

CAA Football Staff

Commissioner	Tom Yeager
Director of Football Operations	Chuck Boone
Director of Football Communications	Scott Meyer
Supervisor of Football Officials	Jim Maconaghy
Senior Associate Commissioner/Compliance	Kathleen Batterson
Senior Associate Commissioner/Marketing	Robert Goodman
Associate Commissioner/Broadcast Services	Pete Hock
Associate Commissioner/Communications	Rob Washburn
Communications Director	Niki DeSantis
Communications Intern	Chris Brooks
Director of Video Services	Kelly Bowmaster
Assistant Director of Video Services	Bobby Broyles
Director of Operations	Cindy Williams

CAA Media Services

2010 CAA Football Media Day

July 28 - ESPNZone - Baltimore, Md.

CAA Football will kick off the 2010 season at the ESPNZone in Baltimore, Md., Wednesday, July 28. All 10 CAA Football head coaches will be present, along with selected players from each team. Please contact Scott Meyer (804-754-1616 x20) at the CAA Football office for more information.

CAA Football Weekly

Coaches' Media Teleconference

The CAA Football coaches will hold a weekly teleconference for the media beginning in August and continuing each Monday through the end of the 2010 season. Each coach will be available for 10 minutes. Media representatives wishing to participate in the teleconference should contact Scott Meyer (804-754-1616 x20) at the CAA Football office for the phone number and schedule.

CAASports.com

CAASports.com features the latest videos, news and stories on all of the happenings around the conference, including the 10 football schools. Standings along with team-by-team and composite results are updated after each game. Video recaps and weekly highlight packages are posted each week. The site also contains television listings, past conference records and much more.

Weekly Release & Stats

Media can access the complete weekly release, including conference and team-by-team statistics, by logging on to CAASports.com. Weekly releases will also be sent via email to media outlets around the league. Please contact Scott Meyer (804-754-1616 x20) at the CAA Football office to be added to the CAA Football email list.

Weekly Awards

CAA Football names Offensive, Defensive, Rookie and Special Teams Players of the Week each Monday morning during the season. Winners, announced at the beginning of the weekly teleconference, are chosen from nominations provided by CAA Football Media Relations personnel. The information will also be available from the CAA Football office via release as well as on the league's website.

Annual Awards

All-CAA Football First, Second and Third Teams, Players of the Year on offense, defense and specials teams, Rookies of the Year on offense and defense and Coach of the Year are selected by a vote of the league's 10 head coaches at the conclusion of the regular season. The awards will be announced by the CAA Football office via release as well as on the league's website.

CAA Football Pressbox

Located on CAASports.com, The CAA Football Pressbox is the official source for all CAA Football information for fans and members of the media. Check The CAA Football Pressbox each week for updated team-by-team weekly releases, two-deep charts, league and team stats as well as other "media-type" information. CAA Football plans to archive the conference's weekly releases throughout the season, in addition to archiving each team's home-game flipcards in a printer-friendly format. Also available on the site are coach and player pictures and each team's logo and helmet illustration.

CAA Football- Follow us on Twitter

Fans and members of the media are encouraged to follow CAA Football on Twitter: twitter.com/The_CAAFootball. Logon now and "follow" the league to get a look at one of the top collegiate football conferences in the country. CAA Football will tweet regularly throughout both the season and offseason.

CAA Football- Watch us on YouTube

Fans and members of the media can see all of CAA Football's new media efforts on YouTube: www.youtube.com/CAAFootball. Logon now and subscribe to see the latest video productions from CAA Football.

Table of Contents

IFC.....	2010 Composite Schedule
1.....	CAA Football Information
2.....	CAA Football Media Relations Directory
3-4.....	The CAA Football Conference
5-8.....	Delaware Blue Hens
9-12.....	James Madison Dukes
13-16.....	Maine Black Bears
17-20.....	Massachusetts Minutemen
21-24.....	New Hampshire Wildcats
25-28.....	Rhode Island Rams
29-32.....	Richmond Spiders
33-36.....	Towson Tigers
37-40.....	Villanova Wildcats
41-44.....	William and Mary Tribe
45-47.....	2010 Newcomers
48-56.....	2009 Season in Review
57-60.....	All-Time Champions/Year-By-Year Standings
61.....	All-Time Coaching Records
62-68.....	2009 Statistics
69-76.....	All-Time Records
IBC.....	CAA Football Style Guide

Abbreviations

Abbreviations are used extensively throughout this guide when referring to current and former member institutions. The following is a complete listing of those abbreviations:

Abbreviation	School
BU.....	Boston University
UC.....	Connecticut
UD.....	Delaware
HOF.....	Hofstra
JMU.....	James Madison
UM.....	Maine
UMass.....	Massachusetts
UNH.....	New Hampshire
NU.....	Northeastern
URI.....	Rhode Island
UR.....	Richmond
TU.....	Towson
VER.....	Vermont
VU.....	Villanova
WM.....	William and Mary

Credits

The 2010 CAA Football Preview was produced by the CAA Football Communications staff and published by the Colonial Athletic Association. It was written, edited and designed by Scott Meyer. Editorial assistance by Rob Washburn, Niki DeSantis and Chris Brooks. Special thanks to the CAA Staff and the conference's media relations staffs for their assistance.

On The Cover

CAA Football's returning 2009 All-America honorees: (Top Row - left to right) - Richmond's Eric McBride, Villanova's Terence Thomas, Richmond's Justin Rogers and Villanova's Matt Szczur. (Second Row) - Massachusetts' Tyler Holmes, Richmond's Martin Parker, Rhode Island's Rob Damon and Villanova's Ben Ijalana. Bottom of the page is Villanova celebrating the Wildcats' 2009 National Championship.

**Villanova Head Coach
Andy Talley**

CHRIS WHITNEY

QUARTERBACK

V



8625 Patterson Avenue | Richmond, VA 23229
www.caasports.com | 804-754-1616

2010 CAA Football

CAA Football Media Relations Directory

Primary football contacts listed with Email addresses.

CAA FOOTBALL

8625 Patterson Avenue
 Richmond, VA 23229
 804-754-1616 - office / 804-754-1616 (x20) - Scott Meyer Direct / 804-922-7236 - Scott Meyer Cell
 www.caasports.com
 Rob Washburn, Associate Commissioner/Communications
 Scott Meyer, Director/CAA Football Communications
 smeyer@caasports.com
 Niki DeSantis, Director/CAA Communications



www.twitter.com/The_CAAFootball



www.youtube.com/caafootball



DELAWARE

114 Bob Carpenter Center
 631 South College Avenue
 Newark, DE 19716
 302-831-8007 - office / 302-831-6199 - pressbox
 www.bluehens.com
 Scott Selheimer, Assistant Athletics Director
 selheime@udel.edu
 Kevin Tritt, Assistant Director



JAMES MADISON

380 University Building
 Harrisonburg, VA 22807
 540-568-6154 - office / 540-568-6521 - pressbox
 www.jmusports.com
 John Martin, Assistant Athletics Director
 martinja@jmu.edu
 Kevin Warner, Assistant Director
 Milla Sue Wiscarver, Assistant Director



MAINE

5747 Memorial Gymnasium
 Orono, ME 04469
 207-581-4158 - office / 207-581-1049 - pressbox
 www.goblackbears.com
 Laura Reed, Assistant Athletics Director
 Andrew Mahoney, Assistant Manager
 andrew.mahoney@umit.maine.edu
 Barrett Gilham, Assistant Manager



MASSACHUSETTS

250 Boyden Building
 Amherst, MA 01003
 413-577-3061 - office / 413-545-3550 - pressbox
 www.umassathletics.com
 Jason Yellin, Associate Athletics Director
 jyellin@admin.umass.edu
 John Sinnett, Associate Director
 Josh Maurer, Broadcast Properties Manager
 David Gunn, Assistant Director
 Jillian Jakuba, Assistant Director



NEW HAMPSHIRE

145 Main Street
 151 Field House
 Durham, NH 03824
 603-862-0730 - office / 603-862-2645 - pressbox
 www.unhwildcats.com
 Doug Poole, Associate Director
 Tom Wilkins, Associate Director
 tom.wilkins@unh.edu
 Eric Coplin, Assistant Director



RHODE ISLAND

Three Keaney Road
 Kingston, RI 02881
 401-874-2409 - office / 401-874-4616 - pressbox
 www.gorhody.com
 Mike Laprey, Assistant Athletics Director
 Tom Symonds, Coordinator
 tsymonds@mail.uri.edu
 Jodi Pontbriand, Coordinator



RICHMOND

219 Robins Center
 University of Richmond, VA 23173
 804-287-6313 - office / TBD - pressbox
 www.richmondspiders.com
 Bob Black, Assistant Athletics Director
 Mark Kwolek, Associate Director
 Mike DeGeorge, Assistant Director
 mdegeorg@richmond.edu
 Rachel Park, Assistant Director



TOWSON

8000 York Road
 Towson, MD 21252
 410-704-3102 - office / 410-704-3102 - pressbox
 www.towsontigers.com
 Pete Schlehr, Assistant Athletics Director
 Dan O'Connell, Associate Director
 doconnell@towson.edu
 Eric Rhew, Assistant Director
 Megan O'Brien, Assistant



VILLANOVA

Jake Nevin Field House
 800 Lancaster Avenue
 Villanova, PA 19085
 610-519-6514 - office / 610-519-5290 - pressbox
 www.villanova.com
 Dean Kenefick, Associate Athletics Director
 dean.kenefick@villanova.edu
 Mike Sheridan, Director
 David Berman, Assistant Director
 david.berman@villanova.edu
 Megan O'Shea, Coordinator



WILLIAM AND MARY

751 Ukrop Way
 Williamsburg, VA 23185
 757-221-3369 - office / 757-221-3414 - pressbox
 www.tribeathletics.com
 Pete Clawson, Assistant Athletics Director
 pmclaw@wm.edu
 Rob Turner, Associate Director
 rrturn@wm.edu
 Kris Sears, Associate Director
 Jacob Skipper, Associate Director
 Scott Burns, Assistant Director



2010 CAA Football



CAA Football

In just three seasons CAA Football has transformed itself into one of the most successful collegiate football conferences in the country. The 2009 CAA Football season saw Villanova earn its first-ever National Championship, following a 2008 season which included Richmond's first National Championship. The league's inaugural season in 2007, after adopting what was the Atlantic 10 Football Conference and one-time Yankee Conference, saw seven National Top-25 squads, multiple FBS/BCS wins and a record number of five NCAA postseason berths.

The 2009 season couldn't have started any better for CAA Football as Villanova opened its season with a win over cross-town rival and eventual bowl-participant Temple. Later that same weekend CAA Football moved to 2-1 on the season against the Atlantic Coast Conference,

a BCS-level conference, as William and Mary won at Virginia and Richmond beat Duke. A week later New Hampshire went on the road to Ball State and came away with CAA Football's record fourth win over an FBS/BCS foe making it the only FCS conference in the country to earn wins over teams from the FBS/BCS level in 2009.

The non-conference success against the FBS/BCS level as well its fellow FCS opponents (23-6, .793) was only the beginning as all four squads built impressive regular season resumes leading up to the 2010 NCAA Playoff selections. Richmond and Villanova earned two of the Championships' top-four seeds, while William and Mary and New Hampshire also were selected to play in the field of 16. All four squads won first round games which marked the second-straight season CAA Football teams made up four of the final eight National Championship participants. Villanova moved into the quarterfinals for a rematch of a regular season game against conference-foe New Hampshire. In what amounted to blizzard-like conditions, Villanova prevailed and earned yet another CAA Football intra-conference match-up with William and Mary, which had disposed of Southern Illinois on the road. The Wildcats, playing in front of a nationally-televised audience, won the 14-13 defensive battle against the Tribe and became the fifth different CAA Football squad to compete in the National Championship game in the last seven seasons. After rebuilding a once-dormant football program, head coach Andy Talley led Villanova to the National Championship he set out for 25 years prior. The Wildcats outlasted Montana, 23-21, for the 2009 National Championship, giving CAA Football five national championships all-time and four of the last seven.

The quality and depth of CAA Football is unmatched in the FCS. The league has earned 71 total playoff berths, including 33 in the last 10 seasons. Getting into the playoffs isn't where the success stops, as evi-

denced by 47 playoff wins since 2000. CAA Football has continued to make its presence felt at the national level by placing six teams in the national semifinal round over the last five seasons, while four of those teams have competed in the national title game.

In 2004, James Madison claimed the national championship with a 31-21 triumph over Montana, becoming the first team to reach the title game by winning three road playoff contests since the field expanded to 16 teams in 1986. Delaware rolled past Colgate 40-0 to capture the national championship in 2003, becoming the first team to ever post a shutout in the title game. No other conference has had two different teams win national titles in back-to-back years. Massachusetts earned a national championship in 1998, beating perennial power Georgia Southern, 55-43.

Along with the team accomplishments, the conference has accumulated numerous individual accolades. New Hampshire quarterback Ricky Santos (2006), William and Mary quarter-

back Lang Campbell (2004), Villanova running back Brian Westbrook (2001), Villanova wide receiver Brian Finneran (1997), New Hampshire running back Jerry Azumah (1998) and Towson running back Dave Meggett (1988) all have won the prestigious Walter Payton

Award under the league banner. James Madison linebacker Derrick Lloyd (2001) and defensive lineman Arthur Moats (2009) each received the

Buck Buchanan Award. New Hampshire's Sean McDonnell (2005), James Madison's Mickey Matthews (1999 & 2008), Villanova's Andy Talley (1997) and Boston University's Dan

Allen (1993) have earned the Eddie Robinson National Coach of the Year Award. Richmond's Mike London (2008), Matthews (2004), Massachusetts' Mark Whipple (1998) and Talley (1997 & 2009) have garnered the American Football Coaches Association National Coach of the Year honor.


The CAA Football geographic footprint encompasses much of the East Coast with schools located from Maine to Virginia. Members include Delaware, James Madison, Maine, Massachusetts, New Hampshire, Rhode Island, Richmond, Towson, Villanova and William and Mary. While CAA Football officially began March 1, 2007,

its roots date back more than 60 years.

On December 3, 1946, the Code of the Yankee Conference went into effect. Established as an all-sports conference for the New England land grant colleges, the six charter members included Connecticut, Maine, Massachusetts, New Hampshire, Rhode Island and Vermont. Upon the formation of Division I-AA football in 1978, the league disbanded all sports except football. Delaware and Richmond were admitted to the conference in 1986, Villanova was added in 1988 and James Madison, Northeastern and William and Mary joined the league in 1993. The Atlantic 10 assumed operation control of the conference from 1997-2006, with Hofstra becoming part of the league in 2001 and Towson joining the group in 2004.



THE HISTORY OF CAA FOOTBALL





2010 CAA Football

CAA Football By The Numbers...

5 -- National Championships

- Massachusetts - 1998 (55-43 over Georgia Southern)
- Delaware - 2003 (40-0 over Colgate)
- James Madison - 2004 (31-21 over Montana)
- Richmond - 2008 (24-7 over Montana)
- Villanova - 2009 (23-21 over Montana)

3 -- National Championship Runners-up

- Massachusetts - 1978 (28-35 to Florida A&M)
- Massachusetts - 2006 (17-28 to Appalachian State)
- Delaware - 2007 (21-49 to Appalachian State)

19 -- Consecutive seasons of multiple berths in the NCAA Playoffs

- Longest active streak in FCS history

71 -- NCAA Playoff Berths

33 -- NCAA Playoff Berths over the last 10 years

47 -- NCAA Playoff Wins over the last 10 years

4 -- NCAA Championship Final appearances over the last 5 years

6 -- NCAA Championship Semifinal appearances over the last 5 years

6 -- Walter Payton Award Winners

- Dave Meggett - Towson, 1988
- Brian Finneran - Villanova, 1997
- Jerry Azumah - New Hampshire, 1998
- Brian Westbrook - Villanova, 2001
- Lang Campbell - William & Mary, 2004
- Ricky Santos - New Hampshire, 2006

**William and Mary's
Jonathan Grimes**

5 -- Eddie Robinson National Coach of the Year Winners

- Dan Allen - Boston University, 1993
- Andy Talley - Villanova, 1997
- Mickey Matthews - James Madison, 1999
- Sean McDonnell - New Hampshire, 2005
- Mickey Matthews - James Madison, 2008

5 -- American Football Coaches Association National Coach of the Year Winners

- Andy Talley - Villanova, 1997
- Mark Whipple - Massachusetts, 1998
- Mickey Matthews - James Madison, 2004
- Mike London - Richmond, 2008
- Andy Talley - Villanova, 2009

5 -- Members of the College Football Hall of Fame

- Lou Holtz, William and Mary
- Dick MacPherson, Massachusetts
- Dave Nelson, Maine & Delaware
- Tubby Raymond, Delaware
- Eddie N. Robinson, Maine

2 -- Buck Buchanan Award Winners

- Derrick Lloyd - James Madison, 2001
- Arthur Moats - James Madison, 2009

26 -- Season-Ending Top-10 Rankings over the last 10 years

296 -- Sports Network All-Americans (Since 1987)

98 -- American Football Coaches Association All-Americans (Since 1979)


96 -- Players Drafted By NFL Franchises

**Villanova's
Ben Ijalana**

2010 CAA Football



Anthony Bratton



Pat Devlin



Matt Marcorelle



Anthony Walters

Delaware Blue Hens

Quick Facts

Location	Newark, Del.
Enrollment	16,000
Nickname	Blue Hens
Colors	Royal Blue & Gold
Website	www.bluehens.com
Stadium	Tubby Raymond Field at Delaware Stadium
Stadium Capacity	22,000
Stadium Surface	Artificial Grass
President	Dr. Patrick E. Harker
Athletics Director	Bernard Muir
Head Coach	K.C. Keeler
Head Coach Alma Mater, Year	Delaware, 1981
Football Contact	Scott Selheimer, Assistant Athletics Director/Sports Information
Football Contact Office Phone	302-831-8007
Lettermen Returning/Lost	40/14
Offensive Starters Returning/Lost	8/3
Defensive Starters Returning/Lost	8/3
2010 Fall Camp Reporting Date	August 6

2009 Results -- 6-5, 4-4 CAA

Home Stadium: Delaware Stadium (22,000)

Home: 4-2	Away: 2-3	vs. Division: 1-4	vs. Top 25 (SN): 1-3
Total Home Attendance: 124,497		Average Home Attendance: 20,750	
Sept. 4	{rv/rv} West Chester	W 35-0	22,006
Sept. 12	{rv/rv} Richmond [TCN/CSN-NE/CSS] {1/1}	L 15-16	20,800
Sept. 19	{rv/rv} Delaware State [STN]	W 27-17	20,585
Sept. 26	{rv/rv} at William and Mary {5/5}	L 20-30	12,259
Oct. 3	{rv/rv} at Maine [WABI] {rv/rv}	W 27-17	4,314
Oct. 10	{rv/-} UMass {12/13}	W 43-27	22,034
Oct. 17	{23/rv} at Towson	W 49-21	6,026
Oct. 31	{16/18} James Madison [TCN/CSN-NE] {rv/rv}	L 8-20	20,639
Nov. 7	{23/25} Hofstra	W 28-24	18,433
Nov. 14	{23/23} at Navy [CBSCS]	L 18-35	34,223
Nov. 21	{25/rv} at Villanova [TCN/CSN-NE] {2/3}	L 12-30	12,073

CAA Team's Coaches & Sports Network Rankings listed prior to Opponent/Opponent's Coaches & Sports Network Rankings listed after Opponent at time game was played



BLUE HENS HEAD COACH
K.C. KEELER
8 SEASONS (2002-09)

Collegiate Overall Record (Years)	150-60-1 (16 years)
Record at CAA Football Schools (Years)	62-39 (8 years)
Record in CAA Football Games (Years)	36-30 (8 years)

Delaware Coaching Staff

Nick Rapone	Defensive Coordinator/Defensive Backs
Jim Hoffer	Offensive Coordinator/Quarterback
Damian Wroblewski	Run Game Coordinator/Offensive Line
Brian Ginn	Pass Game Coordinator/Wide Receivers
Gregg Perry	Tight Ends
Aaron Harris	Running Backs
Phil Petite	Defensive Line
Brad Sherrod	Linebackers
Lyle Hemphill	Defensive Back Assistant
Frank Law	Defensive Line Assistant
Drew Nystrom & Stephen Thomas	Graduate Assistants

2010 Schedule

Date	Opponent	Location	Series Record
Sept. 2	WEST CHESTER	Newark, Del.	44-6-1
Sept. 11	SOUTH DAKOTA STATE	Newark, Del.	First Meeting
Sept. 18	DUQUESNE	Newark, Del.	First Meeting
Sept. 25	*at Richmond	Richmond, Va.	18-8
Oct. 2	*at James Madison	Harrisonburg, Va.	11-8
Oct. 9	*MAINE	Newark, Del.	22-7
Oct. 16	*RHODE ISLAND	Newark, Del.	18-7
Oct. 23	*at William and Mary	Williamsburg, Va.	20-14
Oct. 30	OPEN		
Nov. 6	*TOWSON	Newark, Del.	7-4
Nov. 13	*at Massachusetts	Amherst, Mass.	24-6
Nov. 20	*VILLANOVA	Newark, Del.	20-22-1

CAA 2010 CAA Football

Delaware Blue Hens' All-Star Candidates



ANTHONY BRATTON
MANASSAS, VA.
OSBOURN PARK HIGH SCHOOL

DB	6-2	196	SR
----	-----	-----	----

YEAR	GP	S-A-Tackles	SK/TFL	Int	PBU	FF/FR
2006	5	5-2-7	0.0/0.0	0	0	0/0
2007	14	73-32-105	0.0/2.5	1	5	2/1
2008 (mr)	1	8-1-9	0.0/0.0	0	1	0/0
2009	9	32-17-49	0.0/2.5	4	2	1/0
Career	29	118-52-170	0.0/5.0	5	8	3/1

-- Third-year starter at strong safety


-- Has played in 29 career games and registered 170 tackles, five interceptions, and eight pass breakups

-- Earned second team All-CAA Football in 2009 when he played in nine games and registered 49 tackles and tied for the team lead with four interceptions

-- Blue Hen Touchdown Club Defensive Player of the Week vs. James Madison when he had a season-high nine tackles and intercepted a pass

-- Posted eight tackles vs. William and Mary

-- Sat out final two games of 2009 season with an ankle injury



MATT MARCORELLE
FORT PIERCE, FLA.
JOHN CARROLL HIGH SCHOOL

LB	6-2	250	SR
----	-----	-----	----

YEAR	GP	S-A-Tackles	SK/TFL	Int	PBU	FF/FR
2005	11	29-22-51	4.0/9.0	0	1	1/0
2006 (mr)	2	8-1-9	0.0/2.0	0	0	1/0
2007	14	42-22-64	8.0/15.0	0	1	5/2
2008	9	15-17-32	3.0/4.5	0	3	0/1
2009 (mh)	3	1-0-1	0.0/1.0	0	0	0/0
Career	39	95-62-157	15.0/31.5	0	5	7/3

-- Rare sixth-year player who was granted extra year of eligibility by NCAA during the off-season


-- Believed to be one of the few players in NCAA history to serve as team captain four times

-- Has missed 21 career games due to injury, including eight last season

-- Delaware's active career leader with 15 sacks, 31.5 tackles for loss, and seven forced fumbles

-- Earned honorable mention The Sports Network All-American honors in 2007 and was second team All-CAA Football in 2008 and third team All-CAA Football in 2007

-- Has played defensive end for most of his career but is slated to play at middle linebacker spot in 2010 after playing their last season before injury



PAT DEVLIN
DOWNTOWN, PA.
DOWNTOWN EAST HIGH SCHOOL

QB	6-4	220	SR
----	-----	-----	----

YEAR	GP	----- Passing -----			--- Rushing ---			
		Comp.-Att.-Int.	Yds.	TD	Lg.	Att.	Yds.	TD
2009	11	220-344-9	2664	16	79	84	127	4
Career	11	220-344-9	2664	16	79	84	127	4

-- 2010 co-captain


-- Candidate for Walter Payton Award as the top offensive player in the nation at the NCAA FCS Division I level after placing 17th in 2009

-- Outstanding student who will graduate in May with a degree in finance, enroll in graduate school this fall, and is CoSIDA Academic All-American candidate

-- Led CAA in total offense per game (253.73) and passing yards per game (242.18) and was No. 2 in passing rating (139.12) in 2009 when he completed 220 of 344 passes for 2,664 yards and 16 TDs with just nine interceptions. He also ran for four touchdowns

-- Ranked No. 17 in passing yards per game, No. 21 in total offense, No. 27 in passing rating among NCAA quarterbacks in 2009

-- Ranked No. 8 among returning NCAA quarterbacks in passing yards



ANTHONY WALTERS
PHILADELPHIA, PA.
CARDINAL O'HARA HIGH SCHOOL

DB	6-1	195	SR
----	-----	-----	----

YEAR	GP	S-A-Tackles	SK/TFL	Int	PBU	FF/FR
2007	15	49-14-63	1.0/7.5	3	9	1/2
2008	11	40-25-65	0.0/0.0	4	4	1/1
2009	11	40-15-55	0.0/1.5	1	10	2/1
Career	37	129-54-183	1.0/9.0	8	23	4/4

-- Versatile defensive back who can play at both cornerback and safety and will move to free safety spot this fall

-- Has started all 37 of his career games played, including all 11 in 2009 when he started nine at cornerback and two at strong safety

-- Delaware's active career leader in tackles (183), solo tackles (129), interceptions (8), pass breakups (23/No. 10 all-time at UD), and fumble recoveries (4)

-- Ranked No. 2 among UD defensive backs with 55 tackles and was No. 2 on the team with 40 solo stops in 2009 when he also had a team-high 10 pass breakups, two forced fumbles, and an interception

-- Earned first team All-CAA Football honors in 2009

2010 CAA Football



Delaware Blue Hens By The Numbers...

2010 Spring Roster

No.	Name	Cl.	Pos.	Ht./Wt.	Hometown/HS (Previous School)
1	Tyrone Grant	Sr.	DB	5-9/170	Savannah, Ga./Poly Prep Ctry. Day (N.Y.)
3	Nick Brown	Frr.	LB	6-1/224	Far Hills, N.J./Ridge
4	Anthony Bratton	Sr.	DB	6-2/196	Manassas, Va./Osbourn Park
5	Rob Jones	So.	WR	5-10/170	Thonotosassa, Fla./Arwood
6	Mark Schenauer	Jr.	WR	6-2/205	Galloway, N.J./Absegami
8	Mark Mackey	Sr.	WR	6-4/220	Harrisburg, Pa./Central Dauphin
9	Anthony Walters	Sr.	DB	6-1/195	Philadelphia, Pa./Cardinal O'Hara
10	Tim Donnelly	So.	QB	6-4/185	Windermere, Fla./Stephen Decatur (Md.)
11	Matt Marcellone	Sr.	LB	6-2/250	FL Pierce, Fla./John Carroll
12	Bobby Russo	Jr.	WR	6-0/220	Sparta, N.J./Pope John XXIII
12b	Stephen Richter	So.	QB	6-1/190	Wayne, Pa./Conestoga
13	Ed Wagner	Sr.	P	6-5/225	Barto, Pa./Perkiomen (Michigan State)
15	Marcus Burley	So.	DB	5-10/160	Richmond, Va./Highland Springs
16	Trevor Sasek	Frr.	QB	6-4/205	Limerick, Pa./Spring-Ford
17	Pat Devlin	Sr.	QB	6-4/220	Downingtown, Pa./Downing East (Penn State)
18	Mike Milburn	Frr.	WR	6-4/200	Bowie, Md./DeMattha
19	Duron Wilson	So.	DB	5-8/185	Downingtown, Pa./Down. East (Salisbury)
20	Jay Pena	Jr.	DB	5-11/190	Lawrence, Mass./Whittier Tech
21	Mike Perry	Jr.	K	5-8/190	Thorofare, N.J./West Deptford
22	Leon Jackson	So.	RB	6-1/185	Jacksonville, Fla./Edward White
23	Cody Bristow	So.	DB	6-0/190	Laurel, Del./Laurel
24	Mike Hirt	Frr.	LB	6-1/215	Pittsburgh, Pa./North Hills
25	Josh Ulrich	Sr.	DB	5-9/180	Wilmington, N.C./Hanover (Navy)
28	David Hayes	So.	RB	5-9/180	Howell, N.J./Howell
30	Andrew Pierce	Frr.	RB	5-11/200	Bridgeton, N.J./Cumberland Regional
31	Phillip Thaxton	Sr.	WR	5-10/180	Yorktown, Va./Grafton
32	Carl Smith	Frr.	LB	6-1/205	Richmond, Va./Highland Springs
34	Walter Davis	Frr.	RB	5-8/175	Virginia Beach, Va./Ocean Lakes
35	Colin Naugle	Jr.	TE	6-4/240	Reading, Pa./Reading Central Catholic
36	Nick Flugar	Jr.	DE	6-2/244	South Amboy, N.J./Bishop Ahr
37	Tim Breaker	So.	DB	6-0/185	Glassboro, N.J./Glassboro
38	Ricky Tunstall	So.	DB	5-11/190	Glassboro, N.J./Glassboro
39	Darryl Jones	Sr.	DB	5-10/184	Landover, Md./St. John's (Northeastern)
40	Andrew Harrison	Jr.	LB	6-1/205	Richmond, Va./Highland Springs
41	Derek Coleman	Frr.	DB	5-8/155	Woodstock, Md./Marriott Ridge
42	Benard Makumbi	Sr.	LB	6-1/228	Lowell, Mass./Lowell
43	Brian Brown	Frr.	WR	6-3/188	Marlton, N.J./Cherokee
44	Zack Reed	Sr.	TE	6-3/225	Huntingdon, Pa./Huntingdon Area
45	Eddie Lugo	Jr.	LB	6-4/220	Brooklyn, N.Y./Poly Prep Country Day
46	Cazavious Ray	So.	LB	6-1/210	Sarasota, Fla./Booker
48	Nelson Knight	So.	RB	5-10/220	Baltimore, Md./Perry Hall
49	Jason Bilotti	K	K	5-11/170	Blue Bell, Pa./Wissahickon
50	Rob McDowell	Jr.	OL	6-3/270	Silver Spring, Md./DeMattha
54	Kyle Hunte	So.	LB	6-2/205	Brookline, Mass./Brookline (Northeastern)
55	Will Nagle	Jr.	OL	6-4/265	Marshfield, Mass./Marshfield
56	Gino Gradkowski	Jr.	OL	6-4/294	Pittsburgh, Pa./Seton-LaSalle (West Virginia)
57	Thomas Huff	Frr.	DL	6-3/245	Oney, Md./Sherwood
58	Paul Worriroll	So.	LB	6-0/246	Wilmington, Del./Concord (Coffeyville CC)
60	Alex Pihakis	Frr.	DL	6-0/240	Bridgeton, Pa./Canon-McMillan
62	Tyler Chatburn	So.	DL	6-5/220	Newport, Del./A.I. duPont (Valley Forge MA)
63	Shane McKenna	So.	LB	5-11/195	Pennineville, N.J./Notre Dame (Wagner)
64	Charles Gushue	So.	OL	6-2/270	Spring City, Pa./Shawnee (N.J.)
65	Chris Campbell	So.	LB	6-1/225	Frederick, Md./Tascara
67	John Moloney	Jr.	OL	6-1/260	Mechanicsburg, Pa./Trinity (Wilkes)
68	Corey Olsen	So.	LB	5-11/210	Wilmington, Del./St. Mark's
70	Adam Gitko	Frr.	OL	6-5/295	Southampton, Pa./Archbishop Wood
71	Shea Allard	Jr.	OL	6-5/287	Meritt Island, Fla./Wareham (Mass.)
72	Jeff Haas	Frr.	OL	6-6/320	Palerma, N.J./Ocean City
73	Brandon Heath	Frr.	OL	6-6/305	West Chester, Pa./Henderson
74	Kevin Uhl	Sr.	OL	6-4/265	North Wales, Pa./North Penn
75	Chad Davis	So.	OL	6-4/285	Newark, Del./Newark
76	Erie Ladson	Frr.	OL	6-6/275	Bronx, N.Y./Cardinal Hayes
77	Matt Becker	Frr.	OL	6-6/275	Herndon, Va./Jefferson
79	Nick Cattolico	Frr.	OL	6-4/325	Delran, N.J./Delran
80	Fritz Stueber	So.	WR	5-8/175	Chagrin Falls, Ohio/Chagrin Falls
81	Tommy Crosby	Sr.	WR	6-5/200	Sicklerville, N.J./Hammonton
82	Nhija White	So.	WR	6-2/200	Wayne, Pa./Conestoga
83	Jeff Javier	So.	WR	6-4/190	Columbia, Md./Howard
84	Sam Burrows	Sr.	TE	6-3/286	Wilmington, Del./Concord
85	Eddie Herr	Frr.	LS	6-3/204	Elkton, Md./Elkton
86	Cody Magill	Frr.	TE	6-4/250	Darnestown, Md./Quince Orchard
87	John Hodgkinson	So.	WR	6-3/200	Newport Beach, Calif./Aven Old Farms
89	Jordan Ortinger	So.	K/P	5-10/180	Wilmington, Del./Salesianum (Temple)
90	Carl Batson	Sr.	DL	6-3/260	Dover, Del./Dover (Sacred Heart)
91	Siddiq Haynes	Sr.	DL	6-1/285	Durham, N.C./Jordan
92	Irvine Tine	So.	DL	6-0/300	Riviera Beach, Fla./Dwyer
94	Michael Atumase	Jr.	DL	6-2/250	Yardley, Pa./Lawrenceville (N.J.) School
95	Ethan Clark	So.	DL	6-3/215	Essex Junction, Vt./Essex
95b	Paul Stoltz	Sr.	K	5-8/167	Smithtown, N.Y./Smithtown West (Adelphi)
96	Quincy Barr	So.	DL	6-3/250	Brandon, Fla./Riverview (Hofstra)
97	Bobby Kennedy	Frr.	DL	6-4/285	Newark, Del./Caravel
98	Chris Morales	Jr.	DL	6-1/250	Methuen, Mass./Central Catholic
99	Justin Johnson	Sr.	DL	6-4/285	Watertown, N.Y./General Brown
	Matt Arenz	So.	DL	6-3/245	Bel Air, Md./Maryland Christian

2010 Team Information

Total No. of Starters Returning: 17

Offense: 8

- OL - Shea Allard
- WR - Tommy Crosby
- QB - Pat Devlin
- OL - Gino Gradkowski
- RB - David Hayes
- WR - Mark Mackey
- OL - Rob McDowell
- OL - Kevin Uhl

Defense: 8

- DB - Anthony Bratton
- DB - Tyrone Grant
- LB - Andrew Harrison
- DL - Siddiq Haynes
- LB - Benard Makumbi
- DL - Chris Morales
- DB - Anthony Walters
- LB - Paul Worriroll

Special Teams: 1

- P - Ed Wagner

Total No. of Starters Lost: 7

Offense: 3

- WR - Mark Duncan
- TE - Trevor Mooney
- OL - Corey Nicholson

Defense: 3

- DL - Brandon Gilbeaux
- DB - Charles Graves
- DL - John Higginson

Special Teams: 1

- PK - Jon Striefsky

Total No. of Letterwinners Returning: 40

Offense: 19

Defense: 20

Special Teams: 1

Total No. of Letterwinners Lost: 14

Offense: 5

Defense: 8

Special Teams: 1

NOTE: Special Teams include kickers and punters only.

Delaware Head Coach
H.C. Heeler



2010 CAA Football

2009 Delaware Blue Hens Review

2009 Game-By-Game

Date	Time	Opponent	UD		OPP		Offense			Defense							
			Att.	SN	Coach	SN	Coach	Run	Pass	Total	Passes	TO	Run	Pass	Total	Passes	TO
S4	W 35-0	West Chester	22006	rv	rv			163	240	403	14-20-0	1	92	84	176	11-28-1	2
S12	L 15-16	Richmond [tv]	20800	rv	rv	1	1	87	167	254	15-31-1	1	59	247	306	22-33-2	3
S19	W 27-17	Delaware State [tv]	20585	rv	rv			116	227	343	19-29-1	1	135	208	343	23-40-1	2
S26	L 20-30	at William and Mary	12259	rv	rv	5	5	-2	302	300	33-49-0	1	145	313	458	23-37-0	0
O3	W 27-17	at Maine [tv]	4314	rv	rv	rv	rv	183	329	512	21-21-0	1	68	258	326	23-36-2	2
O10	W 43-27	Massachusetts	22034	rv	rv	12	13	127	284	411	19-26-1	2	32	325	357	28-44-1	3
O17	W 49-21	at Towson	6026	23	rv			204	127	331	9-16-0	2	231	91	322	9-26-2	2
O31	L 8-20	James Madison [tv]	20639	16	18	rv	rv	9	215	224	19-42-2	2	124	262	386	11-15-1	3
N7	W 28-24	Hofstra	18433	23	25			120	185	305	14-22-1	3	111	240	351	21-35-0	0
N14	L 18-35	at Navy [tv]	34223	23	23			176	194	370	17-27-0	1	242	78	320	4-6-0	1
N21	L 12-30	at Villanova [tv]	12073	25	rv	2	3	45	407	452	42-58-3	3	275	68	343	9-14-0	2

Individual Passing

Name	GP	Effic	Att-Cmp-Int	Pct	Yds	TD	Long	Avg/G
Pat Devlin	11	139.12	220-344-9	64.0	2664	16	79	242.2
Sean Hakes	1	61.84	2-5-0	40.0	13	0	7	13.0
TEAM	9	0.00	0-1-0	0.0	0	0	0	0.0
Tim Donnelly	1	0.00	0-1-0	0.0	0	0	0	0.0
Total.....	11	137.23	222-351-9	63.2	2677	16	79	243.4
Opponents.....	11	121.95	184-314-10	58.6	2174	11	91	197.6

Team Statistics

	Delaware	Opponent
SCORING	282	237
Points Per Game	25.6	21.5
FIRST DOWNS	215	185
Rushing	77	76
Passing	124	92
Penalty	14	17
RUSHING YARDAGE	1228	1514
Yards gained rushing	1475	1745
Yards lost rushing	247	231
Rushing Attempts	391	410
Average Per Rush	3.1	3.7
Average Per Game	111.6	137.6
TDs Rushing	16	18
PASSING YARDAGE	2677	2174
Comp-Att-Int	222-351-9	184-314-10
Average Per Pass	7.6	6.9
Average Per Catch	12.1	11.8
Average Per Game	243.4	197.6
TDs Passing	16	11
TOTAL OFFENSE	3905	3688
Total Plays	742	724
Average Per Play	5.3	5.1
Average Per Game	355.0	335.3
KICK RETURNS: #-Yards	43-888	54-1149
PUNT RETURNS: #-Yards	13-54	23-118
INT RETURNS: #-Yards	10-201	9-176
KICK RETURN AVERAGE	20.7	21.3
PUNT RETURN AVERAGE	4.2	5.1
INT RETURN AVERAGE	20.1	19.6
FUMBLES-LOST	13-9	20-10
PENALTIES-Yards	43-415	66-514
Average Per Game	37.7	46.7
PUNTS-Yards	47-1879	44-1698
Average Per Punt	40.0	38.6
Net punt average	35.3	34.2
TIME OF POSSESSION/Game	28:36	31:24
3RD-DOWN Conversions	64/153	56/154
3rd-Down Pct	42%	36%
4TH-DOWN Conversions	11/21	12/28
4th-Down Pct	52%	43%
SACKS BY-Yards	17-101	27-169
MISC YARDS	19	0
TOUCHDOWNS SCORED	35	30
FIELD GOALS-ATTEMPTS	13-14	10-17
ON-SIDE KICKS	0-3	0-2
RED-ZONE SCORES	33-41 80%	31-37 84%
RED-ZONE TOUCHDOWNS	22-41 54%	24-37 65%
PAT-ATTEMPTS	29-32 91%	27-28 96%
ATTENDANCE	124497	68895
Games/Avg Per Game	6/20750	5/13779
Neutral Site Games		0/0

Individual Rushing

Name	GP	Att	Gain	Loss	Net	Avg	TD	Long	Avg/G
David Hayes	11	101	421	12	409	4.0	2	25	37.2
Leon Jackson	8	99	325	9	316	3.2	6	14	39.5
Jerry Butler	11	74	290	16	274	3.7	3	50	24.9
Pat Devlin	11	84	294	167	127	1.5	4	18	11.5
Phillip Thaxton	11	20	120	6	114	5.7	1	29	10.4
Tim Donnelly	1	3	24	0	24	8.0	0	13	24.0
Ed Wagner	11	1	1	0	1	1.0	0	1	0.1
Sean Hakes	1	1	0	8	-8	-8.0	0	0	-8.0
TEAM	9	8	0	29	-29	-3.6	0	0	-3.2
Total.....	11	391	1475	247	1228	3.1	16	50	111.6
Opponents.....	11	410	1745	231	1514	3.7	18	71	137.6

Individual Receiving

Name	GP	No	Yds	Avg	TD	Long	Avg/G
Mark Duncan	9	48	697	14.5	6	79	77.4
Mark Mackey	11	33	374	11.3	1	52	34.0
Tommy Crosby	11	25	299	12.0	2	38	27.2
Phillip Thaxton	11	23	345	15.0	1	72	31.4
Nihja White	10	21	238	11.3	2	39	23.8
Rob Jones	8	19	208	10.9	2	28	26.0
Mark Schenauer	7	17	218	12.8	0	56	31.1
David Hayes	11	12	91	7.6	0	18	8.3
Jerry Butler	11	8	61	7.6	0	17	5.5
Colin Naugle	6	6	73	12.2	0	23	12.2
Josh Baker	1	3	33	11.0	1	19	33.0
Leon Jackson	8	3	11	3.7	0	8	1.4
Trevor Mooney	11	2	12	6.0	1	8	1.1
Jeff Javier	6	1	10	10.0	0	10	1.7
Will Nagle	7	1	7	7.0	0	7	1.0
Total.....	11	222	2677	12.1	16	79	243.4
Opponents.....	11	184	2174	11.8	11	91	197.6

Individual Defensive Leaders

No	Name	GP	-----Tackles-----			TFL/Yds	-Sacks- No-Yds	-----Pass Def-----		---Fumbles---		Blkd Kick	Saf
			Solo	Ast	Total			Int-Yds	BrUp	FR-Yds	FF		
30	Charles Graves	11	47	22	69	2.5-7	1.0-5	4-131	3	1-43	.	.	
42	Benard Makumbi	11	39	28	67	2.0-6	.	.	1	.	.	.	
58	Paul Worrirow	11	36	24	60	4.0-8	.	.	1	2-0	.	.	
96	Brandon Gilbeaux	11	31	27	58	8.0-37	5.5-31	.	1	.	.	.	
40	Andrew Harrison	11	28	28	56	6.5-16	0.5-4	.	1	.	.	.	
9	Anthony Walters	11	40	15	55	1.5-9	.	1-33	10	1-0	2	.	
15	Marcus Burley	11	39	12	51	0.5-1	.	.	1	2-42	1	.	
4	Anthony Bratton	9	32	17	49	2.5-3	.	4-37	2	.	1	.	
53	John Higginson	11	16	20	36	8.5-36	5.5-30	.	.	1-16	1	1	
91	Siddiq Haynes	11	9	21	30	2.0-7	.	.	1	.	1	.	
	Total.....	11	434	322	756	49-176	17-101	10-201	25	10-148	11	3	
	Opponents.....	11	-	-	-	-	27-169	9-176	43	9-0	11	2	

2010 CAA Football



Ronnell Brown

Drew Dudzik

Theo Sherman

Pat Williams

James Madison Dukes

Quick Facts

Location	Harrisonburg, Va.
Enrollment	18,500
Nickname	Dukes
Colors	Purple & Gold
Website	www.jmusports.com
Stadium	Bridgeforth Stadium/Zane Showker Field
Stadium Capacity	15,500
Stadium Surface	Artificial Grass
President	Dr. Linwood H. Rose
Athletics Director	Jeff Bourne
Head Coach	Mickey Matthews
Head Coach Alma Mater, Year	West Texas State, 1976
Football Contact	John Martin, Assistant Athletics Director/Athletic Communications
Football Contact Office Phone	540-568-6154
Lettermen Returning/Lost	44/17
Offensive Starters Returning/Lost	6/5
Defensive Starters Returning/Lost	7/4
2010 Fall Camp Reporting Date	August 8

2009 Results -- 6-5, 4-4 CAA

Home Stadium: Bridgeforth Stadium (15,500)

Home: 3-2	Away: 3-3	vs. Division: 2-3	vs. Top 25 (SN): 2-3
Total Home Attendance: 76,527		Average Home Attendance: 15,305	
Sept. 12	{6/6}	at Maryland [E360]	L 35-38 (ot) 46,485
Sept. 19	{7/6}	VMI	W 44-16 15,951
Sept. 26	{7/6}	at Liberty [FLSN/MYV] {25/24}	W 24-10 15,532
Oct. 3	{7/6}	at Hofstra [FIOS]	L 17-24 2,751
Oct. 10	{13/12}	Richmond [CSN-MA/CSN-NE/CSN-P/CSS] {1/1}	L 17-21 16,098
Oct. 17	{16/16}	Villanova [TCN] {6/6}	L 0-27 16,037
Oct. 24	{rv/rv}	at William and Mary [CSN-MA/CSN-NE/CSN-P] {5/5}	L 3-24 12,259
Oct. 31	{rv/rv}	at Delaware [TCN/CSN-NE] {16/18}	W 20-8 20,639
Nov. 7	{rv/rv}	Maine {rv/-}	W 22-14 15,303
Nov. 14	{rv/-}	at UMass [TCN/CSN-NE] {rv/rv}	W 17-14 4,028
Nov. 21	{rv/rv}	Towson	W 43-12 13,138

CAA Team's Coaches & Sports Network Rankings listed prior to Opponent/Opponent's Coaches & Sports Network Rankings listed after Opponent at time game was played



DUKES HEAD COACH
MICKEY MATTHEWS
11 SEASONS (1999-2009)

Collegiate Overall Record (Years)	82-51 (11 years)
Record at CAA Football Schools (Years)	82-51 (11 years)
Record in CAA Football Games (Years)	55-36 (11 years)

James Madison Coaching Staff

Jeff Durden	Assistant Head Coach/Offensive Coordinator/Quarterbacks
Kyle Gillenwater	Defensive Coordinator/Linebackers
Isai Bradshaw	Defensive Line Assistant
Ulrick Edmonds	Running Backs/Recruiting Coordinator
Josh Haymore	Tight Ends/Video Coordinator
Mark Hendricks	Cornerbacks
Maurice Linguist	Safeties
Chris Malone	Offensive Line
Clayton Matthews	Wide Receivers/Kickers
J.C. Price	Defensive Run Game Coordinator/Defensive Line

2010 Schedule

Date	Opponent	Location	Series Record
Sept. 4	MOREHEAD STATE	Harrisonburg, Va.	4-2
Sept. 11	at Virginia Tech	Blacksburg, Va.	0-6
Sept. 18	OPEN		
Sept. 25	LIBERTY	Harrisonburg, Va.	10-5
Oct. 2	*DELAWARE	Harrisonburg, Va.	8-11
Oct. 9	*at Towson	Towson, Md.	16-5-1
Oct. 16	*NEW HAMPSHIRE	Harrisonburg, Va.	7-5
Oct. 23	*at Villanova	Villanova, Pa.	10-8
Oct. 30	*MASSACHUSETTS	Harrisonburg, Va.	6-7-1
Nov. 6	*at Richmond	Richmond, Va.	12-15
Nov. 13	*WILLIAM AND MARY	Harrisonburg, Va.	17-15
Nov. 20	*at Maine	Orono, Maine	9-4

2010 CAA Football

James Madison Dukes' All-Star Candidates



RONNELL BROWN
CHESAPEAKE, VA.
HICKORY HIGH SCHOOL

DL	6-2	265	SR
----	-----	-----	----

YEAR	GP	S-A-Tackles	SK/TFL	Int	PBU	FF/FR
2007	5	0-1-1	0.5/0.5	0	0	0/0
2008	14	9-13-22	2.0/3.0	1	0	0/0
2009	11	15-11-26	3.5/8.5	1	2	0/0
Career	30	24-25-49	6.0/12.0	2	2	0/0

-- Returning defensive line starter

-- Last season took part in 26 tackles, including 15 unassisted, 8.5 for loss and 3.5 quarterback sacks

-- Third on last season's JMU team in tackles for loss and is the team's leading returnee in that statistical category

-- A year ago had a season-best seven tackles against Villanova. Was credited with four solo stops, 3.5 stops for a loss and 1.5 quarterback sacks

-- Took part in six tackles at William and Mary

-- Had a pass interception during each of the last two seasons



THEO SHERMAN
DANVILLE, VA.
CHATHAM HIGH SCHOOL

OL	6-4	305	SR
----	-----	-----	----

-- The most-veteran member on JMU's offensive front

-- Three-year returning starter at offensive tackle. Has started JMU's last 26 games and 36 of 37 Dukes contests during the last three seasons

-- Third-team All-CAA Football honoree during the 2008 and 2009 seasons

-- In 2009 was second-team All-Virginia among players from the state's 10 Division I programs, as a selected by the state's sports information directors association

-- A leading performer on JMU's offensive line that during the 2009 season helped the Dukes average 180.5 rushing yards per game, the No. 17 mark nationally and the No. 2 figure in CAA Football



DREW DUDZIK
CLIFTON, VA.
CENTREVILLE HIGH SCHOOL

QB	6-1	210	SR
----	-----	-----	----

YEAR	GP	----- Passing -----				--- Rushing ---			
		Comp.-Att.-Int.	Yds.	TD	Lg.	Att.	Yds.	TD	
2007	7	5-7-0	61	1	22	9	26	0	
2008	13	17-32-1	110	1	29	31	199	4	
2009	5	28-50-2	472	6	65	36	158	1	
Career	25	50-89-3	643	8	65	76	383	5	

-- JMU's probable starter at quarterback as a fifth-year senior in 2010 following a strong spring practice period

-- Shared time at quarterback a year ago with CAA Football Offensive Rookie of the Year Justin Thorpe before missing JMU's final six game with a foot injury

-- Threw for 472 yards and six touchdowns and ran for 158 yards and a score in limited play last season

-- Ran for 112 yards, including a 70-yard touchdown carry, and threw for two scores and 141 yards in last season's opener at Maryland

-- Replaced injured CAA Football Offensive Player of the Year Rodney Landers late during the first half of JMU's 2008 national semifinal game against Montana and ran for 88 yards and two touchdowns and threw for 70 yards



PAT WILLIAMS
VIRGINIA BEACH, VA.
FIRST COLONIAL HIGH SCHOOL

LB	6-1	205	JR
----	-----	-----	----

YEAR	GP	S-A-Tackles	SK/TFL	Int	PBU	FF/FR
2008	14	24-41-65	0.5/3.5	0	1	0/3
2009	11	34-53-87	1.0/8.0	0	2	0/1
Career	25	58-94-152	1.5/11.5	0	3	0/4

-- The No. 2 tackler on JMU's 2009 team behind Buck Buchanan Award winner Arthur Moats and the team's top returning tackler

-- Took part in 87 stops, including 34 solo, eight for loss and a quarterback sack, last season as linebacker starter after being CAA Defensive Rookie of the Year as a strong safety starter in 2008

-- Reached double figures in tackles during four 2009 games

-- Had a career-high 16 stops against Towson, 11 against Massachusetts and Virginia Military Institute and 10 at Maryland. Involved in nine tackles at William and Mary

-- Had a quarterback sack and seven solo stops at Maryland and six unassisted tackles among seven overall stops against Richmond

2010 CAA Football



James Madison Dukes By The Numbers...

2010 Spring Roster

No.	Name	Pos.	Cl.	Ht./Wt.	Hometown/HS
	Lue Akauk	DT	So.-r	6-2/270	Fort Belvoir, Va./Hayfield/Fork Union
	Max Alexandre	DT	Jr.-r	6-4/250	Port St. Lucie, Fla./West Centennial
	Daniel Allen	CB	Fr.-r	5-10/180	Ashburn, Va./Stone Bridge
	Mike Allen	CB	Jr.-r	6-0/170	Powhatan, Va./Blessed Sacrament Huguenot
	Jordan Anderson	TB	Fr.-r	5-10/205	Chantilly, Va./Westfield
	Roane Babington	OC	Jr.-r	6-2/265	Staunton, Va./Robert E. Lee
	Brian Barlow	TE	So.-r	6-3/235	Stephens City, Va./Sherando
	Chris Beaver	LS	So.-r	6-2/255	Moorestville, N.C./Moorestville
	Donnell Brown	FB	So.-r	5-11/250	Chesapeake, Va./Hickory
	Jerald Brown	OT	Fr.-r	6-4/275	Lynchburg, Va./E.C. Glass
	Ronnell Brown	DT	So.-r	6-2/265	Chesapeake, Va./Hickory
	D.J. Bryant	DE	Jr.-r	6-3/240	Baltimore, Md./Randallstown
	Erik Buchholz	DE	Fr.-r	6-5/240	Malvern, Pa./Great Valley
	Chad Byers	LB	So.-r	6-1/220	Charlottesville, Va./Blue Ridge School
	Adrian Cavanaugh	DE	So.	5-10/225	Ashland, Va./Patrick Henry
	Brandon Cobb	WR	Jr.	6-0/190	Hackensack, N.J.
	Tawion Cuffee	CB	Jr.	5-11/185	Virginia Beach, Va./First Colonial
	Matt Cunningham	OG	Fr.	6-4/260	Alexandria, Va./West Potomac
	Corey Davis	CB	Fr.	5-9/175	Union, N.J./St. Peter's Prep
	Ryan Dixon	WR	Fr.	6-0/180	Union Bridge, Md./Linganore
	Drew Dudzik	QB	So.-r	6-1/210	Clifton, Va./Centreville
	Jace Edwards	QB	Fr.	6-2/185	Midland, Texas/Robert E. Lee
	Nick Emmons	DT	So.-r	6-4/260	Corvallis, Ore./Corvallis
	Chris Ferguson	DE	Fr.-r	6-6/225	Salem, Va./Glenvar
	Will Gann	PK/P	Fr.-r	5-9/165	Greensboro, N.C./Eastern Guilford
	Matt Goff	P	So.-r	6-0/210	Fairfax, Va./Robinson
	Julius Graves	WR	Jr.-r	5-9/210	Reidsville, N.C./Reidsville
	Aaron Harper	DE	So.-r	6-1/230	Fredericksburg, Va./Courtland
	Andrew Harper	WR	So.-r	6-1/190	Fredericksburg, Va./Courtland
	Artandis Harvey	WR	Fr.-r	6-0/190	Oakton, Va./Flint Hill
	Josh Hogan	DE	Fr.	6-3/220	Fairfax, Va./Woodson
	Andrew Holmes	OT	So.-r	6-4/240	Midlothian, Va./James River
	Ben Hopewell	PK	Fr.-r	6-0/190	Waynesboro, Va./Wilson Memorial
	Henry Hunter	QB	Fr.	6-1/205	Garland, Texas/Sachse
	Markus Hunter	WS	Jr.-r	5-10/195	High Point, N.C./Southwest Guilford
	Jakarie Jackson	FS	So.	5-11/185	Frederick, Md./Tascara
	Wyatt Johnson	WR	Fr.	6-0/180	Richmond, Va./Highland Springs
	Leovander Jones	CB	So.	5-11/165	Atlantic City, N.J./Atlantic City
	Scott Jones	OC	Fr.-r	6-5/280	McLean, Va./Langley
	Matt Krout	DT	Fr.-r	6-5/280	Fredericksburg, Va./Riverbend
	Jauan Latney	LB	Fr.	6-0/185	Fredericksburg, Va./Mascaponax
	Brandon Lee	LB	Fr.	6-2/215	Sterling, Va./Park View
	Kyle Linn	FS	Fr.	6-3/185	Bridgewater, Va./Turner Ashby
	Kerby Long	WR	Jr.-r	5-11/190	Arlington, Va./Yorktown/Fork Union Military
	Dean Magruder	WS	Fr.	6-0/180	Petersburg, Va./Petersburg
	Dean Marlowe	FS	Fr.	6-3/185	Queens, N.Y./Holy Cross
	Anthony McDaniel	DE	Fr.	6-1/250	Upper Marlboro, Md./Dr. Henry Wise, Jr.
	Lamar Middleton	DT	Jr.-r	6-2/250	Newark, N.J./Shabazz
	Brandon Monroe	OG	So.-r	6-2/290	Virginia Beach, Va./Landstown
	Vidal Nelson	SS	Jr.-r	5-11/205	Virginia Beach, Va./Kellam
	Colin Newcity	PK/P	Fr.-r	6-2/215	Harrisonburg, Va./Harrisonburg
	Scott Noble	TB	Jr.-r	5-11/200	Baltimore, Md./Franklin
	Sean O'Neill	DE	So.	6-4/235	River Edge, N.J./River Dell
	Lee Reynolds	TB	So.-r	5-10/185	Baltimore, Md./Baltimore Poly Tech
	Wade Reynolds	TE	Fr.-r	6-5/220	Oakton, Va./Oakton
	Josh Roach	DE	So.	5-11/195	Lynchburg, Va./E.C. Glass
	Stephon Robertson	LB	Fr.-r	5-11/210	Alexandria, Va./Edison
	Renard Robinson	WR	Fr.-r	5-11/175	Baltimore, Md./Mt. St. Joseph's
	Bill Roman	SS	So.-r	6-0/210	Annandale, N.J./St. Peter's Prep
	Anthony Rose	WR	Fr.	6-3/195	Amherst, Va./Amherst
	Jon Rose	SS	Jr.-r	5-10/195	Amherst, Va./Amherst
	Peter Rose	WS	Fr.-r	5-11/185	Amherst, Va./Amherst
	Dae'Quan Scott	WR	Fr.-r	5-9/185	Staunton, Va./Robert E. Lee
	Kawon Seaton	WR	Fr.-r	5-9/195	Murrieta, Calif./Vista Murrieta
	Jon Sharp	TE	So.	6-3/230	Pittsburgh, Pa./Plum Senior/Fork Union
	Graham Sharples	P/PK	Fr.-r	5-9/160	Winchester, Va./Handley
	Theo Sherman	OT	So.-r	6-4/305	Danville, Va./Chatham
	Dejor Simmons	TB	Fr.	5-8/170	Virginia Beach, Va./Green Run
	David Skahn	PK/P	So.	6-2/175	Centreville, Va./Westfield
	Ryan Smith	FS	So.-r	5-8/175	Ashland, Va./Patrick Henry
	Tyler Snow	DE	Fr.-r	6-2/240	Vinton, Va./William Byrd
	Jordan Stanton	DT	Fr.-r	6-3/250	Fairfax, Va./Robinson
	Cameron Starke	PK	Fr.-r	5-9/165	South Boston, Va./Halifax County
	Britan Stout	TE	Fr.-r	6-6/225	Reston, Va./South Lakes
	Jamal Sullivan	TB	So.-r	5-9/215	Ruther Glen, Va./Caroline
	Justin Thorpe	QB	So.-r	6-1/205	Richmond, Va./Yarina
	Bingham Togia	DT	Fr.-r	6-1/245	Springfield, Va./Robert E. Lee
	Marcus Turner	WR	So.-r	6-1/180	Berlin, N.J./Eastern
	Jamie Venev	LB	Jr.	6-3/225	Kilmarnock, Va./Lancaster
	Earl Watford	OG	So.-r	6-4/270	Philadelphia, Pa./Simon Gratz
	Josh Wells	DT	Fr.-r	6-5/235	Mechanicsville, Va./Hanover
	Chase Williams	LB	So.-r	5-11/210	Gaithersburg, Md./Northwest
	Jon Williams	WS	Jr.-r	6-0/190	Ridgeway, Va./Magna Vista
	Matt Williams	OG	Fr.	6-3/260	Glen Mills, Pa./Cardinal O'Hara
	Pat Williams	LB	Jr.-r	6-1/205	Virginia Beach, Va./First Colonial
	Richard Williams	OG	So.-r	6-2/290	Danville, Va./George Washington
	Marquis Woodyard	CB	Fr.	5-10/180	Frederick, Md./Thomas Johnson
	Dixon Wright	PK	Jr.-r	5-10/190	Crossnore, N.C./Avery County
	Griff Yancey	TB	So.-r	5-11/195	Glen Allen, Va./Hermitage

2010 Team Information

Total No. of Starters Returning: 15

Offense: 6

..... OL - Roane Babington

..... OL - Brandon Monroe

..... TB - Scott Noble

..... OL - Theo Sherman

..... QB - Justin Thorpe

..... WR - Marcus Turner

Defense: 7

..... DL - Ronnell Brown

..... DL - D.J. Bryant

..... DB - Jakarie Jackson

..... DB - Vidal Nelson

..... LB - Jamie Venev

..... DB - Jon Williams

..... LB - Pat Williams

Special Teams: 2

..... PK - Dixon Wright

..... P - Matt Goff

Total No. of Starters Lost: 9

Offense: 5

..... OL - Dorian Brooks

..... TE - Mike Caussin

..... WR - Rockeed McCarter

..... TE - Charlie Newman

..... OL - Donny Smith

Defense: 4

..... DL - Sam Daniels

..... DB - Scotty McGee

..... DL - Arthur Moats

..... DB - Jamaris Sanders

Special Teams: 0

Total No. of Letterwinners Returning: 44

Offense: 21

Defense: 19

Special Teams: 4

Total No. of Letterwinners Lost: 15

Offense: 9

Defense: 6

Special Teams: 0

NOTE: Special Teams include kickers and punters only.



James Madison Head Coach Mickey Matthews



2010 CAA Football

2009 James Madison Dukes Review

2009 Game-By-Game

Date	Time	Opponent	JMU				OPP				Offense				Defense				
			Att.	SN	Coach		SN	Coach			Run	Pass	Total	Passes	TO	Run	Pass	Total	Passes
S12	L 35-38 (ot)	at Maryland [tv]	46485	6	6					268	149	417	10-19-0	0	123	236	359	25-38-1	2
S19	W 44-16	VMI	15951	7	6					145	341	486	16-24-0	0	178	110	288	4-7-0	2
S26	W 24-10	at Liberty [tv]	15532	7	6	25	24			301	47	348	4-8-2	3	96	121	217	6-19-2	2
O3	L 17-24	at Hofstra [tv]	2751	7	6					136	56	192	8-14-1	2	154	133	287	15-28-0	0
O10	L 17-21	Richmond [tv]	16098	13	12	1	1			126	155	281	10-21-2	3	99	165	264	16-26-0	0
O17	L 0-27	Villanova [tv]	16037	16	16	6	6			116	144	260	13-32-0	2	225	93	318	11-16-0	0
O24	L 3-24	at William and Mary [tv]	12259	rv	rv	5	5			150	66	216	7-17-0	2	258	127	385	15-22-1	2
O31	W 20-8	at Delaware [tv]	20639	rv	rv	16	18			124	262	386	11-15-1	3	9	215	224	19-42-2	2
N7	W 22-14	Maine	15303	rv	rv	rv	rv			195	133	328	9-13-2	2	49	260	309	26-45-4	6
N14	W 17-14	at Massachusetts [tv]	4028	rv	rv	rv	rv			212	120	332	8-13-0	1	159	88	247	10-20-1	3
N21	W 43-12	Towson	13138	rv	rv					212	259	471	14-21-3	4	84	168	252	20-34-1	3

Individual Passing

Name	GP	Effic	Att-Cmp-Int	Pct	Yds	TD	Long	Avg/G
Justin Thorpe	11	130.79	82-145-9	56.6	1260	6	65	114.5
Drew Dudzik	5	166.90	28-50-2	56.0	472	6	65	94.4
TEAM	9	0.00	0-2-0	0.0	0	0	0	0.0
Total.....	11	138.62	110-197-11	55.8	1732	12	65	157.5
Opponents.....	11	110.01	167-297-12	56.2	1716	12	82	156.0

Team Statistics

	James Madison	Opponent
SCORING	242	208
Points Per Game	22.0	18.9
FIRST DOWNS	168	175
Rushing	100	80
Passing	66	82
Penalty	2	13
RUSHING YARDAGE	1985	1434
Yards gained rushing	2270	1770
Yards lost rushing	285	336
Rushing Attempts	485	406
Average Per Rush	4.1	3.5
Average Per Game	180.5	130.4
TDs Rushing	14	13
PASSING YARDAGE	1732	1716
Comp-Att-Int	110-197-11	167-297-12
Average Per Pass	8.8	5.8
Average Per Catch	15.7	10.3
Average Per Game	157.5	156.0
TDs Passing	12	12
TOTAL OFFENSE	3717	3150
Total Plays	682	703
Average Per Play	5.5	4.5
Average Per Game	337.9	286.4
KICK RETURNS: #-Yards	39-994	43-875
PUNT RETURNS: #-Yards	21-136	25-196
INT RETURNS: #-Yards	12-203	11-111
KICK RETURN AVERAGE	25.5	20.3
PUNT RETURN AVERAGE	6.5	7.8
INT RETURN AVERAGE	16.9	10.1
FUMBLES-LOST	18-11	20-10
PENALTIES-Yards	65-572	42-356
Average Per Game	52.0	32.4
PUNTS-Yards	55-2068	56-2198
Average Per Punt	37.6	39.2
Net punt average	32.2	35.4
TIME OF POSSESSION/Game	30:18	29:42
3RD-DOWN Conversions	55/152	55/154
3rd-Down Pct	36%	36%
4TH-DOWN Conversions	10/21	7/26
4th-Down Pct	48%	27%
SACKS BY-Yards	27-175	18-78
MISC YARDS	1	3
TOUCHDOWNS SCORED	30	26
FIELD GOALS-ATTEMPTS	10-14	9-11
ON-SIDE KICKS	0-0	1-1
RED-ZONE SCORES	17-24 71%	28-32 88%
RED-ZONE TOUCHDOWNS	11-24 46%	21-32 66%
PAT-ATTEMPTS	26-28 93%	23-26 88%
ATTENDANCE	76527	101694
Games/Avg Per Game	5/15305	6/16949
Neutral Site Games		0/0

Individual Rushing

Name	GP	Att	Gain	Loss	Net	Avg	TD	Long	Avg/G
Justin Thorpe	11	148	781	127	654	4.4	5	42	59.5
Jamal Sullivan	10	127	482	31	451	3.6	4	23	45.1
Corwin Acker	9	38	322	13	309	8.1	3	65	34.3
Scott Noble	11	66	294	12	282	4.3	1	40	25.6
Drew Dudzik	5	36	177	19	158	4.4	1	70	31.6
Griff Yancey	8	46	159	10	149	3.2	0	13	18.6
Marcus Turner	10	3	27	0	27	9.0	0	21	2.7
Jakarie Jackson	11	1	12	0	12	12.0	0	12	1.1
Lee Reynolds	7	3	12	0	12	4.0	0	6	1.7
Matt Goff	11	1	4	0	4	4.0	0	4	0.4
Donny Smith	10	1	0	1	-1	-1.0	0	0	-0.1
TEAM	9	15	0	72	-72	-4.8	0	0	-8.0
Total.....	11	485	2270	285	1985	4.1	14	70	180.5
Opponents.....	11	406	1770	336	1434	3.5	13	61	130.4


Individual Receiving

Name	GP	No	Yds	Avg	TD	Long	Avg/G
Rockeyed McCarter	11	29	597	20.6	4	53	54.3
Mike Gaussin	11	25	438	17.5	4	65	39.8
Scott Noble	11	16	235	14.7	1	43	21.4
Corwin Acker	9	14	122	8.7	0	26	13.6
Marcus Turner	10	10	78	7.8	0	16	7.8
Bosco Williams	8	6	98	16.3	1	31	12.2
Griff Yancey	8	3	26	8.7	0	16	3.2
Charlie Newman	11	2	35	17.5	1	28	3.2
Julius Graves	5	2	21	10.5	0	18	4.2
Jamal Sullivan	10	2	17	8.5	0	10	1.7
Keby Long	6	1	65	65.0	1	65	10.8
Total.....	11	110	1732	15.7	12	65	157.5
Opponents.....	11	167	1716	10.3	12	82	156.0


Individual Defensive Leaders

Name	GP	-----Tackles-----			TFL/Yds	-Sacks- No-Yds	-----Pass Def-----		---Fumbles---		Blkd Kick	Saf
		Solo	Ast	Total			Int-Yds	BrUp	FR-Yds	FF		
52 Arthur Moats	11	42	48	90	23.5-110	11-0-82	.	1	1-68	1	2	.
24 Pat Williams	11	34	53	87	8.0-29	1.0-9	.	2	1-0	.	.	.
58 Sam Daniels	11	27	39	66	12.5-44	4.5-28
32 Jon Williams	11	25	33	58	5.0-31	.	2-62	2	1-0	2	.	.
6 Vidal Nelson	11	27	30	57	3.0-5	.	1-15	1	.	2	.	.
50 Chase Williams	11	26	26	52	2.5-11	1.5-10	2-2	3	1-0	.	.	.
15 Jakarie Jackson	11	31	10	41	.	.	3-31	2
19 Scotty McGee	11	27	14	41	0.5-1	.	.	12	2-0	1	1	.
47 Jamie Venev	8	20	13	33	1.0-2
91 D.J. Bryant	11	16	16	32	6.5-28	4.5-24	1-5	4	.	.	1	.
Total.....	11	399	366	765	38-311	27-175	12-203	35	10-106	10	5	1
Opponents.....	11	-	-	-	-	18-78	11-111	19	11-76	9	2	1

2010 CAA Football



Steven Barker



Donte Dennis



Tyrell Jones



Mark Masterson

Maine Black Bears

Quick Facts

Location	Orono, Maine
Enrollment	12,000
Nickname	Black Bears
Colors	Navy Blue, Sky Blue & White
Website	www.goblackbears.com
Stadium	Morse Field at Alfond Stadium
Stadium Capacity	10,000
Stadium Surface	Artificial Grass
President	Dr. Robert Kennedy
Athletics Director	Blake James
Head Coach	Jack Cosgrove
Head Coach Alma Mater, Year	Maine, 1978
Football Contact	Andrew Mahoney, Assistant Manager/Media Relations
Football Contact Office Phone	201-581-4158
Lettermen Returning/Lost	42/9
Offensive Starters Returning/Lost	9/3
Defensive Starters Returning/Lost	6/3
2010 Fall Camp Reporting Date	August 6



BLACK BEARS HEAD COACH
JACK COSGROVE
17 SEASONS (1993-2009)

Collegiate Overall Record (Years)	93-101 (17 years)
Record at CAA Football Schools (Years)	93-101 (17 years)
Record in CAA Football Games (Years)	63-76 (17 years)

Maine Coaching Staff

Kevin Bourgoin	Offensive Coordinator/Quarterbacks
Joe Rossi	Defensive Coordinator/Linebackers
Frank Giufre	Run Game Coordinator/Offensive Line/Tights Ends
Steve Vashel	Defensive Backs
Dwyane Wilmot	Defensive Line/Recruiting Coordinator
Kevin Cahill	Special Teams Coordinator/Wide Receivers
Dennis Dottin-Carter	Offensive Assistant/Running Backs
Steve Boyle	Defensive Assistant/Defensive Backs
Momodou Sisay	Defensive Assistant/Defensive Line

2009 Results -- 5-6, 4-4 CAA

Home Stadium: Alfond Stadium (10,000)

Home: 3-2	Away: 2-4	vs. Division: 4-1	vs. Top 25 (SN): 1-2
Total Home Attendance: 23,154		Average Home Attendance: 4,631	
Sept. 3	{19/19} St. Cloud State	W 34-27 (ot)	5,674
Sept. 12	{20/20} at Northeastern	W 17-7	1,528
Sept. 19	{20/19} at Albany {rv/-} [TWC]	L 16-20	4,823
Sept. 26	{rv/rv} at Syracuse [TWC]	L 24-41	35,632
Oct. 3	{rv/rv} Delaware [WABI] {rv/rv}	L 17-27	4,314
Oct. 10	at Hofstra [TCN/CSN-NE/SNY (td)] {rv/rv}	W 16-14	5,453
Oct. 17	{rv/-} Richmond [CSN-MA/CSN-NE/CSN-P/CSS] {1/1}	L 21-38	6,087
Oct. 31	UMass [CSN-MA+/CSN-NE/CSN-P] {19/23}	W 19-9	3,562
Nov. 7	{rv/-} at James Madison {rv/rv}	L 14-22	15,303
Nov. 14	{rv/-} Rhode Island [WABI]	W 41-17	3,517
Nov. 21	{rv/rv} at New Hampshire [CSN-P/CSN-NE/CSN-MA+] {11/9}	L 24-27	6,635

CAA Team's Coaches & Sports Network Rankings listed prior to Opponent/Opponent's Coaches & Sports Network Rankings listed after Opponent at time game was played

2010 Schedule

Date	Opponent	Location	Series Record
Sept. 2	ALBANY	Orono, Maine	1-2
Sept. 11	at Monmouth	West Long Branch, N.J.	2-0
Sept. 18	at Syracuse	Syracuse, N.Y.	0-1
Sept. 25	*WILLIAM AND MARY	Orono, Maine	3-6
Oct. 2	*NEW HAMPSHIRE	Orono, Maine	43-48-8
Oct. 9	*at Delaware	Newark, Del.	7-22
Oct. 16	*VILLANOVA	Orono, Maine	7-6
Oct. 23	*at Rhode Island	Kingston, R.I.	51-34-3
Oct. 30	OPEN		
Nov. 6	*at Massachusetts	Amherst, Mass.	15-40-1
Nov. 13	*at Towson	Towson, Md.	5-3
Nov. 20	*JAMES MADISON	Orono, Maine	4-9

2010 CAA Football

Maine Black Bears' All-Star Candidates



STEVEN BARKER
TEANECK, N.J.
BERGEN COUNTY TECH HIGH SCHOOL

DB	5-10	185	SR
----	------	-----	----

YEAR	GP	S-A-Tackles	SK/TFL	Int	PBU	FF/FR
2005 (mr)	3	3-2-5	0.0/0.0	0	0	0/0
2006	3	4-0-4	0.0/0.0	0	2	0/0
2007	9	17-7-24	0.0/0.5	1	1	0/0
2009	11	31-17-48	1.0/2.0	3	10	1/0
Career	26	55-26-81	1.0/2.5	4	13	1/0

- Started 10 out of the 11 games he played in last season
- 2009 Third Team All-CAA Football honoree
- Ranked first in CAA Football in passes defended with 13 in 11 games and ranked 25th in the league in tackles among defensive backs
- Was seventh on the team last season with 48 tackles, including 2.0 TFL and had 1.0 sacks as well as a forced fumble.
- Had a season-high nine tackles and an interception at Hofstra last season
- Third on the team and tied for eighth in CAA Football with four interceptions




TYRELL JONES
GAITHERSBURG, MD.
OUR LADY OF GOOD COUNSEL HIGH SCHOOL

WR	6-3	207	SR
----	-----	-----	----

YEAR	GP	No.	Yds	TD	Long	Avg/G	Avg/C
2007	11	8	67	0	17	6.09	8.38
2008	13	23	356	4	40	27.38	15.48
2009	11	48	547	6	66	49.73	11.40
Career	35	79	970	10	66	27.71	12.28

- Started 10 out of 11 games at wide receiver last season
- The top returning wide receiver for the Black Bears with 48 receptions for 547 yards
- Ranked ninth in CAA Football with 4.36 receptions per game and ranked 10th with 49.7 yards per game
- Caught nine passes for 78 yards and two touchdowns against No. 1 Richmond
- Had nine receptions for 112 yards and a score against Rhode Island



DONTE DENNIS
RAHWAY, N.J.
RAHWAY HIGH SCHOOL

LB	6-0	225	JR
----	-----	-----	----

YEAR	GP	S-A-Tackles	SK/TFL	Int	PBU	FF/FR
2008	8	4-5-9	1.0/1.0	0	0	0/0
2009	11	51-55-106	1.0/9.0	4	3	0/2
Career	19	55-60-115	2.0/10.0	4	3	0/2

- Started all 11 games last season
- 2009 Third Team All-CAA Football honoree
- Led the team and ranked fifth in CAA Football and 32nd in the country with 106 tackles, including 9.0 TFL and 1.0 sacks
- Was third on the team and tied for eighth in CAA Football with four interceptions while also notching three pass breakups and two fumble recoveries
- Had a game-high 23 tackles including 2.5 TFL and 1.0 sacks against Delaware
- Named the CAA Football Defensive Player of the Week after notching 11 tackles, two interceptions, two pass breakups and recovered a fumble in a win over No. 19 UMass



MARK MASTERSON
WILLIAMSTOWN, N.J.
WILLIAMSTOWN HIGH SCHOOL

LB	6-3	223	SR
----	-----	-----	----

YEAR	GP	S-A-Tackles	SK/TFL	Int	PBU	FF/FR
2007	10	6-25-31	0.0/3.0	1	2	0/0
2008	13	38-30-68	2.0/3.5	1	7	1/2
2009 (mr)	2	5-3-8	0.0/1.5	0	0	0/0
Career	25	49-58-107	2.0/8.0	2	9	1/2

- Was a 2009 Preseason Honorable Mention All-American by Consensus Draft Services
- Only played in two games last season before getting a medical redshirt
- In 2008, started all 13 games and ranked 39th overall 21st among CAA Football linebackers with 68 tackles
- Recorded six tackles, one sack (-8 yards), forced a fumble and recovered another against No. 1 James Madison
- Had 11 tackles, including a sack with two pass break ups against Hofstra and then had three pass break ups and returned an interception 79 yards for a touchdown against Northeastern.

2010 CAA Football



Maine Black Bears By The Numbers...

2010 Spring Roster

No.	Name	Pos.	Cl.	Ht./Wt.	Hometown/HS
1	Jeremy Kelley	WR	Sr.	6-6/223	West Seneca, N.Y./West Seneca
3	Trevor Coston	DB	Jr.	5-10/200	Greenlawn, N.Y./John Glenn
4	Mark Masterson	LB	Sr.	6-3/223	Williamstown, N.J./Williamstown
5	Desmond Randall	WR	Sr.	6-0/190	West Seneca, N.Y./West Seneca
6	Derek Session	RB	Jr.	6-1/210	Baltimore, Md./Paul Dunbar
7	Dominic Cusano	DB	Sr.	5-9/169	Wallingford, Conn./Sheehan
8	Tyrell Jones	WR	Sr.	6-2/207	Gaithersburg, Md./Our Lady of Good Counsel
10	Donte Dennis	LB	Jr.	6-0/225	Rahway, N.J./Rahway
11	John Ebeling	QB	Fr.	6-4/205	Mahwah, N.J./Mahwah
12	Chris Treister	QB	Jr.	6-0/195	Cape Elizabeth, Maine/Portland
13	Warren Smith	QB	Jr.	6-1/195	Forked River, N.J./Jona College
14	Marcus Wasilewski	QB	Fr.	6-1/205	Kulpmont, Pa./Mt. Carmel
16	Gabe Hinds	DB	Jr.	5-8/175	Augusta, Maine/Cony
17	Nate Doolher	DB	Fr.	5-11/180	Steep Falls, Maine/Bonny Eagle
18	Chris Reagan	DB	So.	6-1/205	York, Pa./York Catholic
20	Steven Barker	DB	Sr.	5-10/185	Teaneck, N.J./Bergen County Tech
21	Jared Torcotte	RB	Jr.	6-2/232	Lewiston, Maine/Lewiston
22	Levi Ervin	LB	Sr.	6-2/220	Lisbon Falls, Maine/Lisbon
25	Kendall James	DB	Fr.	5-11/170	Roselle, N.J./Union Country Academy
26	Jeron McMillian	DB	Jr.	5-11/210	Hillside, N.J./Hillside
27	Jamal Clay	DB	Fr.	5-10/170	Mahwah, N.J./Mahwah
28	Mike Kuhn	DB	Fr.	5-10/195	Martinsville, N.J./Immaculata
29	Darlos James	DB	So.	5-10/170	Mt. Vernon, N.Y./Iona Prep
30	Conor Keating	FB	Jr.	6-0/222	Milton, Mass./St. Sebastian's
31	Pushaun Brown	TB	Jr.	5-10/206	North Brunswick, N.J./North Brunswick
32	Troy Eastman	DB	Fr.	6-1/190	Rahway, N.J./Rahway
33	Shawn Bodtmann	LB	Fr.	5-11/210	Scranton, Pa./West Scranton
34	Roosevelt Boone	TB	Jr.	5-8/165	Washington, DC/Christchurch School
35	Ryan McCrossan	LB	Jr.	6-1/225	Sparta, N.J./Seton Hall Prep
36	MacKenzie Tozier	RB	Jr.	5-9/185	Monmouth, Maine/Monmouth
37	Jordan Waxman	K/P	Jr.	6-0/205	Kittnersville, Pa./Quakertown
38	Brian Harvey	K/P	So.	5-9/180	Wayland, Mass./Wayland
39	Chris Gennaro	K/P	So.	5-10/180	Saco, Maine/Thornton Academy
40	Vinson Givans	LB	Jr.	6-0/220	Cambridge, Mass./Cambridge, Rindge & Latin
41	Derek Pratt	LB	Fr.	6-1/220	Gloucester, Mass./Pingree School
42	Terrel Walker	RB	Fr.	5-8/200	Taunton, Mass./Taunton
43	Dillon Bates	DB	Sr.	5-9/153	Winterset, Maine/Hampden Academy
44	Kris Endlen	DB	So.	6-4/255	Middletown, Del./Caravel Academy
45	Julian McCall	FB	Fr.	6-0/230	Jersey City, N.J./Hudson Catholic
46	Troy Russell	LB	So.	6-3/215	South Plainfield, N.J./Fork Union Military Academy
47	Alex Bateman	OL/TE	Sr.	6-6/285	McMurray, Pa./Peter's Township
48	DeShawn Thomas	FB	Fr.	5-9/245	Huntington, N.Y./Milford Academy
50	Christopher Howley	OL	So.	6-3/285	Runnemeade, N.J./Triton
52	Eamon White	OL	Jr.	6-1/281	Portland, Maine/Portland
54	David Higgins	LB	So.	6-0/210	Cumberland, Maine/Greeley
55	Matthew Barber	TE	Jr.	6-6/300	Gaithersburg, Md./Damascus
56	Garret Williamson	OL	So.	6-3/275	Flemington, N.J./Hunterdon Central
58	Steve Shea	OL	Jr.	6-4/295	Corinna, Maine/Nokomis Regional
59	Spencer Wood	DL	So.	6-2/245	Salisbury, Mass./Proctor Academy
65	Douglas Nash	DL	Fr.	6-4/240	Turner, Maine/Leavitt
68	Jeff Galko	OL	Fr.	6-4/295	Basking Ridge, N.J./Ridge
71	Joshua Spearin	OL	So.	6-3/290	Limington, Maine/Bonny Eagle
73	Tyler Patterson	OL	Fr.	6-6/310	Ovick Head, Maine/Rockland
74	Matthew Spearin	OL	So.	6-2/290	Limington, Maine/Bonny Eagle
75	Joseph Hook	OL	Fr.	6-4/290	Westfield, Mass./Westfield
77	Kevin Phano	DL	Jr.	6-1/280	Brooklyn, N.Y./Brooklyn Technical
78	Will Martin	OL	So.	6-2/285	Port Republic, N.J./Holy Spirit/Sacred Heart
80	Derek Buttles	TE	Jr.	6-3/218	Pike, N.Y./Letchworth Central
81	Maurice McDonald	WR	Fr.	6-0/180	Paterson, N.J./Paterson Catholic
82	Jeff Falvey	TE	So.	6-5/260	Cicero, N.Y./Cicero-North Syracuse
83	Derrick Johnson	TE	Fr.	5-11/180	Hempstead, N.Y./Holy Trinity
84	Adam Gopp	OL	Jr.	6-3/255	Cumberland, Maine/Greeley
86	Justin Perillo	TE	Fr.	6-4/240	Wilmington, Del./The Tattal School
87	Brendan Ham	WR	Fr.	5-7/175	Gorham, Maine/Scarborough
88	Alex Ward	WR	So.	5-8/180	Waltham, Mass./Waltham
89	Terrence Jones	WR	Fr.	5-10/175	Bar Harbor, Maine/Mt. Desert Island
90	Ryan Nani	DL	Sr.	6-2/290	Lanoka Harbor, N.J./Toms River North
91	Doug Alston	DL	So.	6-3/220	East Orange, N.J./Paterson Catholic
92	Raibonne Charles	DL	Jr.	6-0/260	Windham, Maine/Windham
93	Brent Rice	DL	So.	6-3/285	Jersey City, N.J./Ferris
96	Erwin Roach	DL	So.	6-3/240	Bloomfield, N.J./Fork Union Military Academy
97	Clinton Miller	DL	Fr.	6-2/235	Allentown, Pa./Parkland
98	Craig Capella	DL	Fr.	6-3/240	Galloway, N.J./Absegami
99	Michael Cole	DL	Fr.	6-2/260	North Brunswick, N.J./North Brunswick
	Arron Achy	QB	Fr.	6-1/215	Newmanstown, Pa./Eastern Lebanon County
	Khari Al-Mateen	DB	Fr.	6-1/185	Baltimore, Md./Baltimore Technical Institute
	Damarr Aultman	WR	Fr.	5-11/180	Wheatley Heights, N.Y./Half Hollow Hills West
	Ryan Baranowsky	DE	Fr.	6-3/230	Moorestown, N.J./Bishop Eustice Prep
	Devin Clark	DL	Fr.	6-3/250	Baltimore, Md./Dunbar
	Rashon Edgerton	WR	Fr.	6-2/190	Brunswick, Maine/Brunswick
	William Hunter	RB	Fr.	5-11/180	Jamaica, N.Y./Christ The King
	Omar Jacobs	DE	So.	6-2/265	Oakland, Calif./Skyline/Hofstra
	Charles Kyeemeh, Jr.	RB	Fr.	6-1/210	Lebanon, Pa./Cedar Crest
	Daniel Linares	OL	Fr.	6-4/275	Yonkers, N.Y./Sacred Heart HS
	Michael Mangiarelli	DB	Fr.	6-0/185	Warren, Ohio/Howland
	Nicholas Napurano	OL	Fr.	6-5/248	Edison, N.J./Bishop Ahr
	Axel Ofari	DB	Fr.	5-10/180	Gaithersburg, Md./Gaithersburg
	Jeffrey Ondish	P	Fr.	6-2/185	Elkton, Md./Elkton
	Patrick Pascal	WR	Fr.	5-10/175	Greenlawn, N.Y./Elwood-John Glenn
	Jackson Taylor	QB	Fr.	6-3/205	Windham, Maine/Windham
	Matthew Wilson	DL	Fr.	6-3/270	Freetport, N.Y./Holy Trinity Diocesan

2010 Team Information

Total No. of Starters Returning: 17

Offense: 9

-OL - Matt Barber
-TE - Derek Buttles
-WR - Tyrell Jones
-FB - Conor Keating
-OL - Steve Shea
-QB - Warren Smith
-OL - Josh Spearin
-OL - Garret Williamson

Defense: 7

-DB - Steven Barker
-DB - Trevor Coston
-LB - Donte Dennis
-DB - Jerron McMillian
-DB - Dominic Cusano
-DL - Kevin Phanor
-LB - Mark Masterson (2 games)

Special Teams: 1

-K - Jordan Waxman

Total No. of Starters Lost: 6

Offense: 3

-WR - Mike Brusko
-OL - Tyler Eastman
-WR - Landis Williams

Defense: 5

-DL - Eric Lee
-LB - Brandon McLaughlin
-DL - Jordan Stevens

Special Teams: 0

Total No. of Letterwinners Returning: 42

Offense: 21

Defense: 20

Special Teams: 1

Total No. of Letterwinners Lost: 9

Offense: 3

Defense: 5

Special Teams: 1

NOTE: Special Teams include kickers and punters only.



Maine Head Coach
Jack Cosgrove



2010 CAA Football

2009 Maine Black Bears Review

2009 Game-By-Game

Date	Time	Opponent	MAINE			OPP		Offense					Defense				
			Att.	SN	Coach	SN	Coach	Run	Pass	Total	Passes	TO	Run	Pass	Total	Passes	TO
S3	W 34-27 (ot)	St. Cloud State	5674	19	19			253	101	354	9-13-1	2	140	222	362	22-36-0	1
S12	W 17-7	at Northeastern	1528	20	20			174	156	330	15-20-1	4	166	112	278	15-24-2	2
S19	L 16-20	at Albany [tv]	4823	20	19	rv		171	96	267	12-23-1	2	96	186	282	14-28-4	5
S26	L 24-41	at Syracuse [tv]	35632	rv	rv			90	340	430	25-36-2	2	115	270	385	21-28-0	1
O3	L 17-27	Delaware [tv]	4314	rv	rv	rv	rv	68	258	326	23-36-2	2	183	329	512	21-31-0	1
O10	W 16-14	at Hofstra [tv]	5453			rv	rv	122	189	311	15-25-1	3	293	240	533	24-41-5	7
O17	L 21-38	Richmond [tv]	6087	rv		1	1	-2	327	325	35-58-2	2	229	108	337	12-21-1	3
O31	W 19-9	Massachusetts [tv]	3562			19	23	82	226	308	19-35-1	1	82	233	315	21-39-4	6
N7	L 14-22	at James Madison	15303	rv		rv	rv	49	260	309	26-45-4	6	195	133	328	9-13-2	2
N14	W 41-17	Rhode Island	3517	rv				44	468	512	40-46-1	1	13	171	184	16-38-0	0
N21	L 24-27	at New Hampshire [tv]	6635	rv	rv	11	9	95	303	398	29-48-2	2	148	146	294	14-27-1	1

Individual Passing

Name	GP	Effic	Att-Cmp-Int	Pct	Yds	TD	Long	Avg/G
Warren Smith	8	121.15	159-260-13	61.2	1695	12	62	211.9
Chris Treister	4	155.07	69-96-4	71.9	771	7	66	192.8
Mike Brusko	11	165.26	20-28-1	71.4	258	2	82	23.5
TEAM	9	0.00	0-1-0	0.0	0	0	0	0.0
Total.....	11	132.50	248-385-18	64.4	2724	21	82	247.6
Opponents.....	11	110.83	189-326-19	58.0	2150	9	79	195.5

Team Statistics

	Maine	Opponent
SCORING	249	249
Points Per Game	22.1	22.6
FIRST DOWNS	202	214
Rushing	75	88
Passing	119	116
Penalty	8	10
RUSHING YARDAGE	1146	1660
Yards gained rushing	1410	1925
Yards lost rushing	264	265
Rushing Attempts	357	427
Average Per Rush	3.2	3.9
Average Per Game	104.2	150.9
TDs Rushing	9	19
PASSING YARDAGE	2724	2150
Comp-Att-Int	248-385-18	189-326-19
Average Per Pass	7.1	6.6
Average Per Catch	11.0	11.4
Average Per Game	247.6	195.5
TDs Passing	21	9
TOTAL OFFENSE	3870	3810
Total Plays	742	753
Average Per Play	5.2	5.1
Average Per Game	351.8	346.4
KICK RETURNS: #-Yards	44-773	41-798
PUNT RETURNS: #-Yards	21-119	11-109
INT RETURNS: #-Yards	19-164	18-220
KICK RETURN AVERAGE	17.6	19.5
PUNT RETURN AVERAGE	5.7	9.9
INT RETURN AVERAGE	8.6	12.2
FUMBLES-LOST	18-9	14-10
PENALTIES-Yards	69-578	56-552
Average Per Game	52.5	50.2
PUNTS-Yards	53-1775	45-1725
Average Per Punt	33.5	38.3
Net punt average	30.7	34.8
TIME OF POSSESSION/Game	30:19	29:41
3RD-DOWN Conversions	70/167	58/151
3rd-Down Pct	42%	38%
4TH-DOWN Conversions	12/23	12/22
4th-Down Pct	52%	55%
SACKS BY-Yards	26-139	20-106
MISC YARDS	0	18
TOUCHDOWNS SCORED	31	30
FIELD GOALS-ATTEMPTS	9-12	12-17
ON-SIDE KICKS	3-3	0-1
RED-ZONE SCORES	29-36 81%	30-42 71%
RED-ZONE TOUCHDOWNS	21-36 58%	19-42 45%
PAT-ATTEMPTS	28-30 93%	29-30 97%
ATTENDANCE	23154	69374
Games/Avg Per Game	5/4631	6/11562
Neutral Site Games		0/0

Individual Rushing

Name	GP	Att	Gain	Loss	Net	Avg	TD	Long	Avg/G
Derek Session	11	119	519	40	479	4.0	3	39	43.5
Warren Smith	8	74	279	74	205	2.8	2	15	25.6
Roosevelt Boone	11	31	179	3	176	5.7	0	30	16.0
Pushaun Brown	11	46	155	21	134	2.9	1	23	12.2
Mike Brusko	11	49	175	42	133	2.7	2	12	12.1
Chris Treister	4	24	76	39	37	1.5	1	23	9.2
Landis Williams	10	3	27	0	27	9.0	0	18	2.7
TEAM	9	11	0	45	-45	-4.1	0	0	-5.0
Total.....	11	357	1410	264	1146	3.2	9	39	104.2
Opponents.....	11	427	1925	265	1660	3.9	19	57	150.9

Individual Receiving

Name	GP	No	Yds	Avg	TD	Long	Avg/G
Landis Williams	10	71	798	11.2	9	58	79.8
Mike Brusko	11	52	464	8.9	3	37	42.2
Tyrell Jones	11	48	547	11.4	6	66	49.7
Derek Session	11	23	176	7.7	0	25	16.0
Derek Buttles	10	18	182	10.1	0	31	18.2
Desmond Randall	11	11	209	19.0	1	45	19.0
Pushaun Brown	11	9	52	5.8	0	13	4.7
Jeremy Kelley	11	5	84	16.8	0	38	7.6
Maurice McDonald	5	3	87	29.0	0	62	17.4
Jeff Falvey	8	2	7	3.5	0	7	0.9
Troy Harris	11	1	82	82.0	1	82	7.5
Matt Barber	9	1	16	16.0	0	16	1.8
Alex Batanian	8	1	13	13.0	0	13	1.6
Julian McCall	7	1	5	5.0	1	5	0.7
Roosevelt Boone	11	1	4	4.0	0	4	0.4
Warren Smith	8	1	-2	-2.0	0	0	-0.2
Total.....	11	248	2724	11.0	21	82	247.6
Opponents.....	11	189	2150	11.4	9	79	195.5

Individual Defensive Leaders

Name	GP	-----Tackles-----			TFL/Yds	-Sacks- No-Yds	-----Pass Def-----		---Fumbles---		Blkd Kick	Saf
		Solo	Ast	Total			Int-Yds	BrUp	FR-Yds	FF		
10 Donte Dennis	11	51	55	106	9.0-31	1.0-9	4-49	3	2-0	.	.	.
40 Vinson Givans	11	31	35	66	3.5-6
23 Brandon McLaughlin	11	28	38	66	11.0-36	2.0-17	.	1	1-0	1	.	.
9 Jordan Stevens	11	28	30	58	11.5-45	10.0-45	.	2	1-0	3	.	1
26 Jerron McMillian	11	33	21	54	2.5-8	1.0-6	5-65	.	.	2	.	.
3 Trevor Coston	11	30	22	52	1.5-8	.	5-25	2	.	1	.	.
20 Steven Barker	11	31	17	48	2.0-14	1.0-8	3-25	10	.	1	.	.
35 Ryan McCrossan	11	19	19	38	1.5-6	.	1-0	2
7 Dominic Cusano	9	23	12	35	1.0-6	.	.	1
24 Troy Harris	11	19	11	30	1.5-16	1.0-13	.	5
Total.....	11	407	378	785	68-247	26-139	19-164	30	8-0	9	2	1
Opponents.....	11	-	-	-	-	20-106	18-220	37	9-7	7	3	1


2010 CAA Football



John Griffin



Jonathan Hernandez



Tyler Holmes



Emil Igwenagu

Massachusetts Minutemen

Quick Facts

Location	Amherst, Mass.
Enrollment	27,016
Nickname	Minutemen
Colors	Maroon & White
Website	www.umassathletics.com
Stadium	Warne McGuirk Alumni Stadium
Stadium Capacity	17,000
Stadium Surface	Artificial Grass
Chancellor	Dr. Robert C. Holub
Athletics Director	John McCutcheon
Head Coach	Kevin Morris
Head Coach Alma Mater, Year	Williams Collge, 1986
Football Contact	Jason Yellin, Associate Athletics Director/Media Relations
Football Contact Office Phone	413-577-3061
Lettermen Returning/Lost	40/21
Offensive Starters Returning/Lost	4/7
Defensive Starters Returning/Lost	4/7
2010 Fall Camp Reporting Date	August 8



MINUTEMEN HEAD COACH
KEVIN MORRIS
1 SEASON (2009)

Collegiate Overall Record (Years)	29-38 (7 years)
Record at CAA Football Schools (Years)	5-6 (1 year)
Record in CAA Football Games (Years)	3-5 (1 year)

Massachusetts Coaching Staff

Keith Dudzinski	Defensive Coordinator/Linebackers
Brian Picucci	Offensive Coordinator/Offensive Line
Steve Tirrell	Defensive Line & Special Teams
Brian Crist	Wide Receivers
Guido Falbo	Running Backs/Recruiting Coordinator
Dyran Peake	Assistant Defensive Backs
Mike Wood	Tight Ends
Damian Mincey	Assistant Linebackers
Tyler Moody	Assistant Offensive Line

2009 Results -- 5-6, 3-5 CAA

Home Stadium: McGuirk Alumni Stadium (17,000)

Home: 5-1	Away: 0-5	vs. Division: 3-2	vs. Top 25 (SN): 1-1
Total Home Attendance: 65,322	Average Home Attendance: 10,887		

Sept. 5	{17/18}	at Kansas State	L 17-21	50,750
Sept. 12	{17/18}	Albany (rv/-)	W 44-7	13,215
Sept. 19	{17/17}	Rhode Island [TCN/CSN-NE/CSN-P] (rv/-)	W 30-10	12,124
Sept. 26	{15/15}	Stony Brook	W 44-17	16,122
Oct. 10	{12/13}	at Delaware (rv/-)	L 27-43	22,034
Oct. 17	{18/20}	New Hampshire [CSN-NE/CSN-P] {4/4}	W 23-17	13,108
Oct. 24	{14/16}	at Richmond {1/1}	L 12-34	8,214
Oct. 31	{19/23}	at Maine [CSN-MA+/CSN-NE/CSN-P]	L 9-19	3,562
Nov. 7	{rv/rv}	Northeastern	W 37-7	6,725
Nov. 14	{rv/rv}	James Madison [TCN/CSN-NE] (rv/-)	L 14-17	4,028
Nov. 21	{rv/rv}	at Hofstra [FIOS]	L 38-52	2,549


CAA Team's Coaches & Sports Network Rankings listed prior to Opponent/Opponent's Coaches & Sports Network Rankings listed after Opponent at time game was played

2010 Schedule

Date	Opponent	Location	Series Record
Sept. 4	*WILLIAM AND MARY	Amherst, Mass.	7-4
Sept. 11	HOLY CROSS	Amherst, Mass.	22-21-5
Sept. 18	at Michigan	Ann Arbor, Mich.	First Meeting
Sept. 25	at Stony Brook	Stony Brook, N.Y.	2-0
Oct. 2	*at Towson	Towson, Md.	2-0
Oct. 9	OPEN		
Oct. 16	*RICHMOND	Amherst, Mass.	13-11
Oct. 23	*at New Hampshire	Durham, N.H.	43-26-3
Oct. 30	*at James Madison	Harrisonburg, Va.	7-6-1
Nov. 6	*MAINE	Amherst, Mass.	40-15-1
Nov. 13	*DELAWARE	Amherst, Mass.	6-24
Nov. 20	*at Rhode Island	Kingston, R.I.	47-35-2

CAA 2010 CAA Football

Massachusetts Minutemen All-Star Candidates



JOHN GRIFFIN
WESTMINSTER, MASS.
OAKMONT REGIONAL HIGH SCHOOL

RB	6-0	208	SR
----	-----	-----	----

YEAR	GP	No.	Yds	TD	Long	Avg/G	Avg/C
2007 (at NU)	8	1	1	0	1	0.12	1.00
2008 (at NU)	10	45	207	2	17	20.70	4.60
2009 (at NU)	11	207	1009	5	70	91.73	4.87
Career	29	253	1217	7	70	41.97	4.81


-- Was named First Team All-CAA Football, Northeastern's Most Valuable Player and Most Improved Player in 2009 while at Northeastern

-- Ran for 1,009 yards on 207 carries with five touchdowns, while catching 25 passes for 178 yards during the 2009 campaign

-- Was named to the 2009 New England Football Writers Football Championship Subdivision All-Star team

-- Became the fifth Husky to eclipse the 1000 yard mark with 158 rushing yards and two scores against Rhode Island (11/21)

-- Named CAA Football Offensive Player of the Week for his efforts against Towson as he rushed for a career-high 200 yards, including a 70 yard touchdown run in a 27-7 win over the Tigers



TYLER HOLMES
BLACKSBURG, VA.
BLACKSBURG HIGH SCHOOL

LB	6-0	215	JR
----	-----	-----	----

YEAR	GP	S-A-Tackles	SK/TFL	Int	PBU	FF/FR
2008	6	9-14-23	0.0/2.5	1	0	0/0
2009	10	50-60-110	1.0/6.5	4	5	1/0
Career	16	59-74-133	1.0/9.0	5	5	1/0

-- 2009 All-CAA Football Second-Team

-- Led team in tackles with 110 (second in CAA Football and eighth in NCAA) 11.0 per game

-- Team leader in interceptions with four and team-best nine passes defended


-- Also had 6.5 TFLs for 14 yards

-- Fourth in CAA Football in interceptions per game (0.44 per game)

-- Intercepted a pass in three games in a row, his first three career starts (starting with 2008 finale and first two games of 2009)

-- Last six games he played had 78 tackles (13.0 per game)

-- Five games during season with 10 or more tackles



JONATHAN HERNANDEZ
LEOMINSTER, MASS.
LEOMINSTER HIGH SCHOOL

RB	5-11	190	JR
----	------	-----	----

YEAR	GP	No.	Yds	TD	Long	Avg/G	Avg/C
2008	9	6	20	0	5	2.22	3.33
2009	10	121	577	8	58	57.70	4.77
Career	19	127	597	8	58	31.42	4.70

-- Third-year tailback in who is seeing more time in place of All-CAA Football back Tony Nelson

-- Played in 10 games, starting four times


-- Had 121 carries for 577 yards and team-best eight rushing touchdowns. 57.7 yards per game (eighth in CAA Football)

-- Started four times and gained 100-plus yards in first two starts

-- Also caught 10 passes for 107 yards with a long of 34 yards

-- Named CAA Football Offensive Player of the Week after New Hampshire game

-- Bill Knight MVP of New Hampshire (10/17) game with 166 rushing yards including 104 in the fourth quarter including a game-winning 42-yard rush with 5:23 left in fourth



EMIL IGWENAGU
BOYLSTON, MASS.
HOLY NAME CATHOLIC HIGH SCHOOL

TE	6-1	240	JR
----	-----	-----	----

YEAR	GP	No.	Yds	TD	Long	Avg/G	Avg/C
2008	11	1	16	0	16	1.45	16.00
2009	11	24	288	1	52	26.18	12.00
Career	22	25	304	1	52	13.82	12.16

-- Great athlete who played as an H-Back last season, has also played running back, tight end and linebacker at UMass

-- Tied for third on team with 24 catches for 288 yards and a TD, playing in all 11 games with three starts at H-Back

-- Had a catch in last nine games including a streak of six games with at least two catches (Sept. 19-Oct. 31)

-- Career-game with six catches for 85 yards including first-TD on a juggling 52-yard catch at Delaware (10/10)

2010 CAA Football

Massachusetts Minutemen By The Numbers...

2010 Spring Roster

No.	Name	Pos.	Cl.	Ht./Wt.	Hometown/HS/Last School
1	Warren Wilson	DB	RS JR	6-1/185	Lawrence, Mass./New Hampton Prep (N.H.)/Boston College
2	Anthony Nelson	WR	SR	5-10/180	Willington, Fla./Glades Day School/Hofstra
3	Colton Leary	WR	RS JR	5-11/171	Medway, Mass./Principia H.S./Florida International/Mass Bay C.C./Bridgewater St.
4	Torrey Escaloni	DB/LB	RS SR	6-1/180	Tampa, Fla./Gaither H.S.
5	Jamar Smith	TB	RS FR	5-11/200	Binghamton, N.Y./Binghamton H.S.
8	Mike Lee	DB	RS FR	6-0/175	McDonough, Ga./Eagle's Landing H.S.
9	Christian Birt	DB	RS FR	6-2/190	Laconia, N.H./Laconia H.S.
10	Octavious Hawkins	QB	RS JR	6-2/215	Hollywood, Fla./South Broward H.S.
11	Ke'Mon Bailey	DB	RS SR	5-10/185	Richmond, Va./Hugenot H.S.
12	Kyle Havens	QB	SR	6-4/220	Concord, Calif./Agncio Valley H.S./Diablo Valley College
13	David Cozzo	DB	RS SR	5-10/165	Miami, Fla./Miami Palmetto/South Florida
15	Julian Talley	WR	SR	6-1/180	Windsor, N.J./Windsor H.S.
16	Jesse Julmiste	WR	JR	5-9/165	Fort Lauderdale, Fla./Hollywood Hills H.S./Dodge City J.C.
17	Jesse Hunt	QB	RS FR	6-0/215	Ashburnham, Mass./Oakmont Regional H.S.
18	Tom Gilson	WR	RS JR	6-3/210	Mansfield, Mass./Mansfield H.S.
19	Woody Carter IV	DB	JR	6-1/175	North Laurel, Md./Bedford H.S. (Mass.)/Dean College
20	Dan Sheeran	WR	RS SR	6-3/211	Golden Bridges, N.Y./John Jay H.S./Syracuse
21	Alan Williams	TB	RS FR	5-10/185	Framingham, Mass./Framingham H.S./Wilbraham Monson Academy
22	Jonathan Hernandez	TB	RS JR	5-11/190	Leominster, Mass./Leominster H.S.
23	Shane Viveiros	DB	RS JR	6-0/220	Fall River, Mass./Bishop Connelly H.S.
24	Sean Unterkoefler	RB	RS FR	6-1/210	Reading, Pa./Ereter Township H.S.
26	Cedric Connet	TB	RS SO	5-10/190	Voorhees, N.J./Eastern H.S.
27	Darren Thellen	DB	RS SO	6-2/200	Brocton, Mass./Brocton H.S.
28	John Griffin	TB	SR	6-0/208	Westminster, Mass./Oakmont Regional/Northeastern
29	Ryan Carter	DB	RS FR	5-11/180	North Laurel, Md./Bedford H.S. (Mass.)
30	Christopher Greene	DB	RS SO	5-10/190	Norwalk, Conn./Brien McMahon H.S.
33	Mike Mele	LB	SR	6-0/218	Sea Girt, N.J./Manasquan H.S./Syracuse
34	Kumar Davis	DB	RS SO	6-0/215	Nutley, N.J./Paterson Eastside H.S.
36	Tyler Holmes	LB	JR	6-0/215	Blacksburg, Va./Blacksburg H.S.
37	Tim Brandt	LB	RS FR	6-0/200	Natick, Mass./Natick H.S.
38	Thad Mcummings	DB	RS FR	5-10/205	Natick, Mass./Natick H.S./Canterbury School (Conn.)
39	James Carven	DB	RS SR	6-0/210	Hanover, Mass./Hanover H.S.
40	Scott Duggan	LB	RS SR	5-11/225	Hudson, Mass./Worcester Academy/Southern Connecticut State
41	Jeff Strait	P	RS FR	6-0/190	Manheim, Pa./Manheim Central H.S.
42	Devlin Lindsey	LB	RS FR	6-0/225	University City, Mo./Maplewood H.S.
44	Perry McIntyre	LB	SO	6-0/215	Royal Palm Beach, Fla./Royal Palm Beach H.S.
45	Chris Chamberlin	LB/LS	RS SO	6-2/240	South Easton, Mass./Oliver Ames H.S./Canterbury School (Conn.)
46	Chad Hunte	LB	SO	6-2/205	Brookline, Mass./Brookline/Northeastern
47	Tom Brandt	LB	RS FR	6-0/200	Natick, Mass./Natick H.S.
48	Dawan Nolton	LB	RS SO	5-11/212	Irvington, N.J./Irvington/New Mexico State
49	Galen Clemans	DL	RS FR	6-2/225	Danielsville, Pa./Northampton Area/Central Michigan
50	Josh Samuda	OL	RS JR	6-4/310	Hollywood, Fla./Hollywood Hills H.S.
51	Quinton Sales	OL	RS SO	6-3/280	Fort Washington, Md./Friendly H.S.
52	Bill Hessel	DL	RS FR	6-2/245	Ft. Lauderdale, Fla./St. Thomas Aquinas H.S.
53	D.J. Adeoba	LB	RS SO	6-0/215	Hollywood, Fla./Hollywood Hills H.S.
54	David Ramsden	LB	RS JR	5-11/190	Florence, Mass./Northampton H.S.
55	Manny Nascimento	LS	RS FR	5-9/224	Worcester, Mass./
58	James Gilchrist	DL	RS SR	6-3/250	Dartmouth, Mass./Dartmouth H.S.
59	Giddens Rateau	DL	RS FR	6-0/246	West Roxbury, Mass./Catholic Memorial H.S.
60	Tyler Major	OL	RS FR	6-0/280	New London, Conn./New London H.S.
61	John Ihne	OL	RS SR	6-5/290	Wayne, N.J./Wayne Hills H.S.
62	Brandon Flanagan	OL	RS SR	6-3/300	Reading, Mass./Wakefield H.S./Buffalo
63	Kevin Byrne	DL	RS FR	6-4/265	Mashpee, Mass./Mashpee H.S.
64	Nicholas Gottshall	OL	RS SO	6-3/315	Woburn, Mass./Arlington Catholic H.S./Milford Academy (N.Y.)
65	Ryan McLackin	OL	RS FR	6-3/290	River Vale, N.J./Paramus Catholic H.S./Milford Academy (N.Y.)
66	Anthony Dima	OL	RS FR	6-7/271	Centereach, N.Y./Centereach/Hofstra
67	Brian Ostaszewski	OL	RS JR	6-5/300	Stamford, Conn./Stamford H.S.
70	Greg Niland	OL	RS SR	6-5/305	East Bridgewater, Mass./Coyle-Cassidy/Northeastern
74	Stephane Milhim	OL	RS SO	6-4/335	Pembroke Pines, Fla./Charles Flanagan H.S.
75	John Moran	OL	RS SO	6-5/315	Salem, Mass./Bishop Fenwick H.S.
78	Sean O'Connor	OL	RS SO	6-6/295	Valhalla, N.Y./Tona Prep
79	Vincent Westcarr	OL	RS FR	6-4/305	Miramar, Fla./Miramar H.S.
80	Nick Jablonski	TE	RS FR	6-5/220	Assonet, Mass./Aggonquet Regional H.S.
81	Julian Colarusso	WR	RS SO	6-4/200	Quincy, Mass./Catholic Memorial H.S.
82	Andrew Kreis	TE	RS JR	6-6/245	Northbridge, Mass./Milford Academy/Northbridge H.S./E. Michigan
83	Emil Iguenagu	TE	RS JR	6-1/240	Bolton, Mass./Holy Name Catholic H.S.
85	Travis Tipucka	LS	RS JR	6-2/215	Boonton Township, N.J./Mountain Lakes H.S.
86	Dominique Price	RS	RS JR	6-0/185	Worcester, Mass./Holy Name Catholic H.S./Assumption
87	Rob Blanchflower	TE	RS FR	6-4/245	Leominster, Mass./St. John's H.S. Shrewsbury
89	Aaron Fears	WR	RS SR	6-1/205	North Attleboro, Mass./North Attleboro H.S.
90	Theo Agnew	DL	RS FR	6-5/240	Windsor, Conn./Northwest Catholic H.S.
91	Courtney Jackson	DE	RS JR	6-3/245	Brandywine, Md./Gwynn Park H.S.
92	Jeffrey Lingenfelter	P/NR	RS FR	6-5/210	Wilbraham, Mass./Milnehaug H.S.
93	Bob McLaughlin	DL/LS	RS SR	6-2/265	Brewster, Mass./Nauset Regional H.S./New Hampton Prep (N.H.)
94	Caleb Violette	K/P	SO	6-0/175	Blacksburg, Va./Blacksburg H.S./Virginia Tech
95	Brandon Potvin	DL	RS FR	6-1/240	Worcester, Mass./Holy Name Catholic H.S.
96	Brendon Levensgood	K/P	RS FR	6-0/185	Lebanon, Pa./Cedar Crest H.S.
99	Charles Thompson	DL	RS SO	6-3/280	Teaneck, N.J./Teaneck H.S.

2010 Team Information

Total No. of Starters Returning: 9

Offense: 4

..... QB - Kyle Havens
 OL - Stephane Milhim
 OL - Brian Ostaszewski
 OL - Josh Samuda

Defense: 4

..... DB - Ke'Mon Bailey
 LB - Tyler Holmes
 LB - Perry McIntyre
 DB - Darren Thellen

Special Teams: 1

..... P - Caleb Violette

Total No. of Starters Lost: 15

Offense: 7

..... OL - Jared Chivers
 WR - Victor Cruz
 OL - Vladimir Ducasse
 WR - Jeremy Horne
 TB - Tony Nelson
 TE - Matt Silver
 FB - Chris Zardas

Defense: 7

..... DL - Brandon Collier
 DB - Corey Davis
 LB - Eric Dickson
 DL - Michael Hanson
 DL - Kyle Harrington
 DB - Jeremy Miles
 DL - Anthony Monette

Special Teams: 1

..... PK - Armando Cuko

Total No. of Letterwinners Returning: 40

Offense: 18

Defense: 20

Special Teams: 2

Total No. of Letterwinners Lost: 21

Offense: 10

Defense: 10

Special Teams: 1

NOTE: Special Teams include kickers and punters only.

**Massachusetts Head Coach
Kevin Morris**



2010 CAA Football

2009 Massachusetts Minutemen Review

2009 Game-By-Game

Date	Time	Opponent	UMASS			OPP		Offense				Defense					
			Att.	SN	Coach	SN	Coach	Run	Pass	Total	Passes	TO	Run	Pass	Total	Passes	TO
S5	L 17-21	at Kansas State	50750	17	18			110	102	212	10-34-2	2	225	182	407	14-27-1	3
S12	W 44-7	Albany	13215	17	18	rv		189	284	473	20-33-1	1	84	124	208	13-26-3	5
S19	W 30-10	Rhode Island [tv]	12124	17	17	rv		162	329	491	22-30-1	3	70	197	267	21-41-1	1
S26	W 44-17	Stony Brook	16122	15	15			241	259	500	12-25-2	2	88	141	229	15-25-2	2
O10	L 27-43	at Delaware	22034	12	13	rv		32	325	357	28-44-1	3	127	284	411	19-26-1	2
O17	W 23-17	New Hampshire [tv]	13108	18	20	4	4	164	207	371	16-30-2	2	72	284	356	23-46-2	2
O24	L 12-34	at Richmond	8214	14	16	1	1	62	215	277	21-48-6	7	184	52	236	8-20-1	1
O31	L 9-19	at Maine [tv]	3562	19	23			82	233	315	21-39-4	6	82	226	308	19-35-1	1
N7	W 37-7	Northeastern	6725	rv	rv			250	202	452	17-24-1	1	76	69	145	12-25-1	2
N14	L 14-17	James Madison [tv]	4028	rv	rv	rv		159	88	247	10-20-1	3	221	120	332	8-13-0	1
N21	L 38-52	at Hofstra [tv]	2549	rv	rv			182	277	459	19-30-1	1	99	500	599	39-51-0	0

Individual Passing

Name	GP	Effic	Att-Cmp-Int	Pct	Yds	TD	Long	Avg/G
Kyle Havens	10	115.90	146-264-15	55.3	1908	9	67	190.8
Scott Woodward	11	101.17	50-93-7	53.8	613	2	48	55.7
Total.....	11	112.06	196-357-22	54.9	2521	11	67	229.2
Opponents.....	11	118.67	191-335-13	57.0	2179	15	58	198.1

Team Statistics

	Massachusetts	Opponent
SCORING	295	244
Points Per Game	26.8	22.2
FIRST DOWNS	213	199
Rushing	80	74
Passing	121	111
Penalty	12	14
RUSHING YARDAGE	1633	1319
Yards gained rushing	1896	1580
Yards lost rushing	263	261
Rushing Attempts	412	377
Average Per Rush	4.0	3.5
Average Per Game	148.5	119.9
TDs Rushing	21	10
PASSING YARDAGE	2521	2179
Comp-Att-Int	196-357-22	191-335-13
Average Per Pass	7.1	6.5
Average Per Catch	12.9	11.4
Average Per Game	229.2	198.1
TDs Passing	11	15
TOTAL OFFENSE	4154	3498
Total Plays	769	712
Average Per Play	5.4	4.9
Average Per Game	377.6	318.0
KICK RETURNS: #-Yards	44-812	57-1074
PUNT RETURNS: #-Yards	17-102	10-74
INT RETURNS: #-Yards	13-50	22-252
KICK RETURN AVERAGE	18.5	18.8
PUNT RETURN AVERAGE	6.0	7.4
INT RETURN AVERAGE	3.8	11.5
FUMBLES-LOST	19-9	13-7
PENALTIES-Yards	70-511	53-507
Average Per Game	46.5	46.1
PUNTS-Yards	41-1570	60-2051
Average Per Punt	38.3	34.2
Net punt average	35.5	31.5
TIME OF POSSESSION/Game	29:52	30:08
3RD-DOWN Conversions	67/159	56/152
3rd-Down Pct	42%	37%
4TH-DOWN Conversions	8/14	5/13
4th-Down Pct	57%	38%
SACKS BY-Yards	13-98	17-130
MISC YARDS	0	0
TOUCHDOWNS SCORED	33	30
FIELD GOALS-ATTEMPTS	20-26	12-16
ON-SIDE KICKS	0-2	0-0
RED-ZONE SCORES	37-41 90%	29-36 81%
RED-ZONE TOUCHDOWNS	25-41 61%	19-36 53%
PAT-ATTEMPTS	33-33 100%	28-29 97%
ATTENDANCE	65322	87109
Games/Avg Per Game	6/10887	5/17422
Neutral Site Games		0/0

Individual Receiving

Name	GP	No	Yds	Avg	TD	Long	Avg/G
Victor Cruz	11	59	868	14.7	5	67	78.9
Julian Talley	11	28	350	12.5	1	55	31.8
Emil Igwenagu	11	24	288	12.0	1	52	26.2
Jeremy Horne	11	22	297	13.5	0	49	27.0
Joe Sanford	11	16	240	15.0	0	42	21.8
Matt Silver	11	11	130	11.8	0	30	11.8
Jon Hernandez	10	10	107	10.7	0	34	10.7
Tony Nelson	9	8	68	8.5	0	17	7.6
Chris Zardas	11	7	46	6.6	1	13	4.2
Andrew Krevis	11	4	45	11.2	2	20	4.1
Dan Sheeran	11	4	35	8.8	0	13	3.2
Aaron Fears	10	3	47	15.7	1	21	4.7
Total.....	11	196	2521	12.9	11	67	229.2
Opponents.....	11	191	2179	11.4	15	58	198.1

Individual Defensive Leaders

Name	GP	-----Tackles-----			TFL/Yds	-Sacks- No-Yds	-----Pass Def-----		---Fumbles---		Blkd Kick	Saf
		Solo	Ast	Total			Int-Yds	BrUp	FR-Yds	FF		
36 Tyler Holmes	10	50	60	110	6.5-14	1.0-9	4-12	5	.	1	.	.
21 Eric Dickson	10	34	61	95	7.0-21	1.0-7	.	5	2-0	.	.	.
44 Perry McIntyre	11	22	42	64	2.5-9	.	1-0	3
5 Jeremy Miles	11	36	26	62	0.5-4	.	2-10	3	.	2	.	.
46 Michael Hanson	11	26	22	48	11.0-48	3.5-30	1-3	2	1-8	2	.	.
98 Kyle Harrington	11	12	31	43	6.5-15	0.5-3	.	1
49 Anthony Monette	11	15	25	40	8.5-39	3.5-21	1	.
27 Darren Thellen	11	26	13	39	1.5-5	.	1-0	2
56 Brandon Collier	11	11	27	38	8.5-42	3.5-28	.	1	1-0	1	.	.
11 Ke'Mon Bailey	11	20	18	38	4.5-15	.	.	5	1-0	1	.	.
Total.....	11	364	440	804	67-233	13-98	13-50	41	7-8	9	3	1
Opponents.....	11	-	-	-	-	17-130	22-252	41	9-152	10	3	.


2010 CAA Football



Sean Jellison



Brian McNally



R.J. Toman



Dino Uasso

New Hampshire Wildcats

Quick Facts

Location	Durham, N.H.
Enrollment	13,000
Nickname	Wildcats
Colors	Blue & White
Website	www.unhwildcats.com
Stadium	Cowell Stadium
Stadium Capacity	6,500
Stadium Surface	Artificial Grass
President	Dr. Mark Huddleston
Athletics Director	Marty Scarano
Head Coach	Sean McDonnell
Head Coach Alma Mater, Year	New Hampshire, 1978
Football Contact	Tom Wilkins, Associate Director/Athletic Media Relations
Football Contact Office Phone	603-862-0730
Lettermen Returning/Lost	45/14
Offensive Starters Returning/Lost	6/5
Defensive Starters Returning/Lost	8/6
2010 Fall Camp Reporting Date	TBD



WILDCATS HEAD COACH
SEAN MCDONNELL
11 SEASONS (1999-2009)

Collegiate Overall Record (Years)	80-53 (11 years)
Record at CAA Football Schools (Years)	80-53 (11 years)
Record in CAA Football Games (Years)	48-43 (11 years)

New Hampshire Coaching Staff

Sean McGowan	Defensive Coordinator
Tim Cramsey	Offensive Coordinator
Joe Conlin	Offensive Line
Jon Shelton	Defensive Line
Ryan Carty	Wide Receivers
Brian Barbato	Tight Ends
Jake Zweig	Defensive Tackles
Michael Ferzoco	Running Backs
Patrick Madden	Strong Safeties/Outside Linebackers
Rob Keys	Defensive Backs/Safeties

2009 Results -- 10-3, 6-2 CAA

Home Stadium: Cowell Stadium (6,500)

Home: 6-0	Away: 4-3	vs. Division: 4-1	vs. Top 25 (SN): 2-3
Total Home Attendance: 45,256		Average Home Attendance: 7,543	
Sept. 5	{8/8} St. Francis (Pa.)	W 24-14	6,330
Sept. 12	{9/9} at Ball State	W 23-16	11,884
Sept. 26	{6/7} Dartmouth	W 44-14	8,271
Oct. 3	{6/7} at Towson [CSN-MA/CSN-NE/CSN-P]	W 57-7	8,026
Oct. 10	{5/5} Villanova {2/2}	W 28-24	14,811
Oct. 17	{4/4} at UMass [CSN-NE/CSN-P] {18/20}	L 17-23	13,108
Oct. 24	{9/8} at Hofstra [FIOS] {rv/-}	W 18-10	3,386
Oct. 31	{8/7} Northeastern	W 48-21	4,566
Nov. 7	{8/7} Rhode Island [TCN/CSN-NE/CSS]	W 55-42	4,643
Nov. 14	{8/7} at William and Mary {5/4}	L 17-20	9,246
Nov. 21	{11/9} Maine [CSN-P/CSN-NE/CSN-MA+] {rv/rv}	W 27-24	6,635
Nov. 28	{10/10} at McNeese State {8/8}	W 49-13	10,009
Dec. 5	{10/10} at Villanova [ESPNGP/E360] {2/3}	L 7-46	2,661

CAA Team's Coaches & Sports Network Rankings listed prior to Opponent/Opponent's Coaches & Sports Network Rankings listed after Opponent at time game was played

2010 Schedule

Date	Opponent	Location	Series Record
Sept. 4	C. CONNECTICUT STATE	Durham, N.H.	5-0
Sept. 11	at Pittsburgh	Pittsburgh, Pa.	First Meeting
Sept. 18	*at Rhode Island	Kingston, R.I.	50-28-5
Sept. 25	LEHIGH	Durham, N.H.	9-2
Oct. 2	*at Maine	Orono, Maine	48-43-8
Oct. 9	*RICHMOND	Durham, N.H.	9-9
Oct. 16	*at James Madison	Harrisonburg, Va.	5-7
Oct. 23	*MASSACHUSETTS	Durham, N.H.	26-43-3
Oct. 30	OPEN		
Nov. 6	*WILLIAM AND MARY	Durham, N.H.	2-11
Nov. 13	*at Villanova	Villanova, Pa.	9-11
Nov. 20	*TOWSON	Durham, N.H.	6-0

CAA 2010 CAA Football

New Hampshire Wildcats' All-Star Candidates



SEAN JELLISON
AMHERST, N.H.
SOUHEGAN HIGH SCHOOL

RB	5-10	210	SR
----	------	-----	----

YEAR	GP	No.	Yds	TD	Long	Avg/G	Avg/C
2007	9	14	78	3	23	8.67	5.57
2008	10	43	223	2	27	22.30	5.19
2009	13	97	424	7	70	32.62	4.37
Career	32	154	725	12	70	22.66	4.71

-- In 2009, carried the ball 97 times for 424 yards and seven TDs; also caught 19 passes for 169 yards and one TD and had one kickoff return for an 81-yard TD

-- Second on the team and fifth in CAA Football in touchdowns with nine

-- Career highs in both rushing yards (125) and carries (23) in the 2009 season opener vs. St. Francis (Pa.)

-- Career-high three TDs vs. Rhode Island

-- Ranked second on the team in rushing yards (424) and rushing TDs (seven) as well as third in carries (97) in averaging 4.4 yards per carry



R.J. TOMAN
MISSION VIEJO, CALIF.
MISSION VIEJO HIGH SCHOOL

QB	6-1	195	SR
----	-----	-----	----

YEAR	GP	----- Passing -----				--- Rushing ---				
		Comp.	Att.	Int.	Yds.	TD	Lg.	Att.	Yds.	TD
2007	5	25	34	0	310	4	36	20	74	1
2008	13	231	355	15	3110	28	77	106	219	6
2009	12	174	320	11	2181	15	65	110	251	4
Career	30	430	709	26	5601	47	77	236	544	11

-- Led UNH to the highest-scoring offense (31.8 points per game) in CAA Football in 2009

-- Ranked fifth in the league in total offense (202.7 yards/game) and sixth in passing yards/game (181.8)

-- Season-high three passing TDs (17 of 25, 240 yards) in the 49-13 win in an NCAA first-round victory at McNeese State

-- Enters the 2010 season ranked fourth on UNH's career passing yards list (5,601)

-- In 2008, his totals ranked fourth in UNH single-season superlatives in passing yards (3,110) and eighth in both passing attempts (355) and completions (231); ranked seventh in the nation in passing efficiency and 17th in total offense



BRIAN MCNALLY
CORNWALL, N.Y.
CORNWALL HIGH SCHOOL

DL	6-4	240	JR
----	-----	-----	----

YEAR	GP	S-A-Tackles	SK/TFL	Int	PBU	FF/FR
2008	13	20-35-55	2.5/9.0	0	0	1/1
2009	12	17-12-29	4.0/6.5	0	0	1/0
Career	25	37-47-84	6.5/15.5	0	0	2/1

-- Played in 12 games at defensive end for the Wildcats in 2009

-- Recorded 29 tackles, including 6.5 for a loss of 26 yards. Also tied for second on the squad with 4.0 sacks and forced a fumble

-- Tallied four tackles, including 1.5 for a loss of seven yards, as well as a sack for six yards Sept. 5 against St. Francis (Pa.)

-- Named 2008 CAA Football Defensive Rookie of the Year after leading the team in tackles for a loss (9.0) and sacks (2.5), to go along with 55 tackles



DINO VASSO
CRUM LYNNE, PA.
RIDLEY HIGH SCHOOL

DB	5-8	175	SR
----	-----	-----	----

YEAR	GP	S-A-Tackles	SK/TFL	Int	PBU	FF/FR
2007	12	33-22-55	0.0/1.5	2	3	0/1
2008	13	66-33-99	0.0/1.0	5	6	2/0
2009	13	49-27-76	0.0/2.0	5	6	0/0
Career	38	148-82-230	0.0/4.5	12	15	2/1

-- Selected to the CAA Football All-Conference Second Team in 2009

-- Ranked fifth on the team in tackles (49-27-76)

-- Posted double digit tackle efforts in three games

-- Tallied the second most interceptions on the squad with five, totaling 89 return yards, and had two pick-sixes

-- Posted 11 passes defended (five INT, six breakup)

-- Racked up 279 yards on 10 kick returns, including a season-high 38-yard return against Dartmouth (Sept. 26)

2010 CAA Football



New Hampshire Wildcats By The Numbers...

2010 Spring Roster

No.	Name	Pos.	Cl.	Ht./Wt.	Hometown/HS
1	Dontira Peters	RB	So.	5-10/192	Annapolis, Md./St. Mary's
4	A.J. McNulty	K	Jr.	5-9/177	Flemington, N.J./Hunterdon Central Reg
5	Kevon Mason	WR	Sr.	6-3/231	Quincy, Mass./Xaverian Brothers
6	Chris Chandler	WR	Sr.	6-2/216	Wakefield, Mass./Bridgton Academy
7	Anthony Correll	DB	Jr.	5-9/162	Clayton, N.J./Notre Dame
8	Ryan McGuinness	DB	Sr.	5-9/208	Howell, N.J./Howell/Milford Academy
9	Dino Vasso	DB	Sr.	5-8/175	Crum Lynne, Pa./Ridley
10	Mike MacArthur	K	Fr. (R)	5-9/177	North Hampton, N.H./Winnacunnet
11	Mickey Mangieri	WR	Jr.	5-9/180	Pound Ridge, N.Y./Fox Lane
12	R.J. Toman	QB	Sr.	6-1/212	Mission Viejo, Calif./Mission Viejo
14	Kevin Decker	QB	Jr.	6-2/201	Armonk, N.Y./The Brunswick School
15	A.J. McNulty	K	Jr.	5-10/177	Flemington, N.J./Hunterdon Central
16	Jamie Gosgrove	LB	Sr.	6-1/218	Sharon, Mass./Catholic Memorial
16	Mike Greene	WR	Sr.	6-2/198	Stonington, Conn./Cushing Academy
17	James Brady	QB	So.	5-8/205	Deer Park, N.Y./Georgetown Univ.
18	A.J. DeLago	K	So.	5-9/207	Menards, N.Y./Albany Academy
19	Kyle Aulfray	TE	Sr.	6-5/254	Cornwall, N.Y./Mississippi State
20	Kyle Flemings	DB	Jr.	5-9/180	Forty Fort, Pa./Bishop Hoban
22	Terrance Fox	WR	Sr.	5-7/166	Piscataway, N.J./Piscataway
23	Anthony Kostek	WR	Sr.	5-6/190	Bethel, Conn./Bethel
24	Sean Jefferson	RB	Sr.	5-8/210	Amherst, N.H./Souhegan
28	Mike Gentili	RB	So.	5-8/208	Westminster, Mass./Worcester Academy
29	Derek Coppola	RB	Fr. (R)	5-6/182	North Reading, Mass./Gunnery
30	Chris Setian	RB	Fr. (R)	5-8/226	East Longmeadow, Mass./Suffield Academy
31	Chris Beranger	DB	Fr. (R)	5-10/191	Winthrop, Mass./Winthrop
33	Hugo Souza	SS	Sr.	5-9/213	Marshfield, Mass./Marshfield
34	Steve Colletter	LB	Fr. (R)	5-8/237	Rochester, N.Y./Greece Olympia
35	JeRome Wilkins	DB	So.	5-8/179	Baltimore, Md./Avon Old Farms
37	Chris Houston	DB	Fr. (R)	5-8/170	Harrisburg, Pa./Bishop McDevitt
38	Tim Farina	WR	Fr.	5-7/160	Campton, N.H./Plymouth Regional
39	John Duffey	LB	Jr.	6-2/233	Tarentum, Pa./Hershey
40	Mike Perkins	SS	Sr.	5-10/208	Hingham, Mass./Berkshire School
41	Peter Neal	WR	So.	5-8/183	Lynnfield, Mass./St. John's Prep
42	Shawn MacNevin	DB	Jr.	5-9/200	Stratford, N.H./Spaulding
43	John Greer	DB	Sr.	6-0/213	Buffalo, N.Y./St. Joseph Collegiate
44	Devon Jackson	LB	Sr.	6-1/242	Williamstown, N.J./Williamstown
45	Rod Walker	DB	Jr.	6-0/207	Portsmouth, N.H./Portsmouth
46	Jason Roach	DB	Fr. (R)	5-8/200	Dorchester, Mass./Dorchester
47	Bryan Mayhew	DB	Sr.	5-8/186	Plymouth, N.H./Plymouth Regional
48	David Freeman	DB	Fr. (R)	5-8/202	Newburyport, Mass./Newburyport
49	Tyler Sargent	DB	So.	5-9/207	Fairview, Pa./Fairview
50	Brendan Scally	RB	Fr. (R)	5-10/210	Wellfleet, Mass./Nauset Regional
51	Mark Petercuskie	LB	Jr.	5-10/224	Holliston, Mass./Holliston
52	Matt Evans	LB	So.	6-0/219	Hanover, Mass./Thayer Academy
53	Chris Zarkoskie	OL	So.	6-1/290	West Caldwell, N.J./Seton Hall Prep
54	Alan Buzbee	LB	So.	6-3/225	Chester, N.J./Seton Hall Prep
55	Jay Colbert	DE	Fr. (R)	6-1/254	Longhorne, Pa./Neshaminy
56	James Jenkins	DE	Jr.	6-1/231	Paterson, N.J./Paramus Catholic
57	Jeff McMath	DE	Jr.	6-1/235	Peabody, Mass./Bridgton Academy
58	Jack Jamerson	DL	Fr. (R)	6-2/254	Washington, Pa./Trinity
59	Sean McCann	DL	Fr. (R)	6-2/257	Avon Lake, Ohio/Avon Lake
60	Jeff Emmons	DL	So.	6-2/246	Acton, Mass./Northeastern University
61	Sean Ryan	DL	Fr. (R)	6-2/295	Londonderry, N.H./Londonderry
62	John Murray	OL	Jr.	6-3/275	Aston, Pa./Garnet Valley
63	Ricky Archer	OL	Fr. (R)	6-2/276	The Plains, Va./Kissimmee-Ocoosa
64	Tyler Brnger	OL	Fr. (R)	6-2/278	Keene, N.H./Keene
66	Seamus O'Neill	OL	Fr. (R)	6-3/271	Manchester, N.H./Manchester Central
67	Jim Valtas	OL	Fr. (R)	6-2/244	Bedford, N.H./Kimball Union Academy
68	George Pecoraro	OL	Fr. (R)	6-3/275	Creskill, N.J./Creskill
69	James Scafate	OL	Fr. (R)	6-3/296	Damascus, Md./Damascus
71	Isiah Martin	OL	So.	6-3/200	Pennsauken, N.J./Pennsauken
72	Mickey DiLima	OL	So.	6-3/217	Kensington, Md./Our Lady Of Good Counsel
73	Will Moher	OL	Jr.	6-2/272	Bedford, N.H./Manchester West
74	Walter McCarthy	OL	So.	6-5/271	Warwick, R.I./Milton Academy
75	Nick Schmalhofer	OL	Fr. (R)	6-3/251	Lancaster, Pa./Lancaster Catholic
76	Matt Murray	TE	Fr. (R)	6-1/247	Bolton, Mass./Nashoba Regional
77	Seth Price	OL	Sr.	6-5/302	Grove City, Ohio/Grove City
79	Nick Barnes	DB	Fr. (R)	5-8/178	Plymouth Regional/Plymouth, N.H.
80	Matt McLaughlin	WR	So.	5-9/192	New Market, N.H./St. Thomas
81	Justin Mello	WR	Fr. (R)	5-10/213	Dartmouth, Mass./Dartmouth
83	Todd Walker	WR	Fr. (R)	5-9/174	Edwards, Colo./Lake Forest Academy
84	Joey Orlando	WR	So.	5-10/197	Bethlehem, Pa./Liberty
86	Chris Jeannot	TE	Jr.	6-5/254	Moon Township, Pa./Moon Area
87	Sean Cullen	TE	Jr.	6-4/235	Naples, Fla./Baron Culler
88	Manny Asam	WR	Fr. (Fr.)	6-0/180	Bloomfield, N.J./Worcester Academy
90	Jared Smith	DL	So.	6-3/316	Greencastle, Pa./Greencastle-Antrim
91	Steve Young	DT	Sr.	6-3/296	Rochester, N.H./Spaulding
92	Lance Mailloux	DE	Sr.	5-9/250	Hollis, N.H./Hollis-Brookline
93	Andrew Drazin	DL	So.	6-1/230	Orland, Calif./Santa Clara
94	Randi Vines	DL	So.	6-3/248	Souderton, Pa./Souderton
96	Cody Muller	DE	Fr. (R)	6-2/225	Danvers, Mass./Northeastern Univ.
97	Nick Pellino	K	Fr. (R)	6-0/208	Cornwall, N.Y./Cornwall
98	Brian McNally	DE	Jr.	6-3/258	Bedford, N.H./Manchester West
99	Ryan Glasgow	P	Sr.	6-4/233	North Andover, Mass./North Andover
	Alex Blane	DL/OL	Fr.	6-4/255	Cheshire, Conn./Notre Dame
	Robert Bowman	OL/OL	Fr.	6-5/275	Manchester, Mass./Manchester-Essex
	Brian Ciccone	TE/LB	Fr.	6-3/215	Bethlehem, Pa./Freedom
	Mike Coccia	OL/OL	Fr.	6-3/275	Piscataway, N.J./Piscataway
	Malcolm Griggs	LB/WR	Fr.	6-2/210	Odenton, Md./Arundel
	R.J. Harris	WR/DB	Fr.	6-0/180	Oakdale, Pa./West Alleghany
	Tim Johnson	OL/OL	Fr.	6-2/275	Bridgeport, Conn./King & Low-Heywood Thomas
	Eric Joyner	DB/WR	Fr.	5-9/195	West Deptford, N.J./West Deptford
	Jimmy Owens	RB/DB	Fr.	5-8/200	Upper St. Clair, Pa./Upper St. Clair
	Alex Park	QB/DB	Fr.	6-1/190	Oakdale, Pa./Chartiers Valley
	Corey ReKazie	DL/OL	Fr.	6-1/260	Perkasie, Pa./Pennington School
	Harold Spears	TE/DE	Fr.	6-4/210	Toms River, N.J./Toms River East
	Nico Steriti	RB/DB	Fr.	5-11/205	Fort Washington, Md./Riverdale Baptist
	Steven Thames	DB/WR	Fr.	6-0/170	Cheraw, S.C./Cheraw
	Chad Wilkes	DB/DB	Fr.	6-0/175	Syracuse, N.Y./Christian Brothers Academy
	Tre Williams	DB/WR	Fr.	6-3/190	Ocean View, N.J./Ocean City
	Robbie Zauck	LB/OL	Fr.	6-2/210	

2010 Team Information

Total No. of Starters Returning: 15

Offense: 6

- OL - Mickey DiLima
- WR - Kevon Mason
- OL - George Pecoraro
- OL - Seth Price
- QB - R.J. Toman
- OL - Chris Zarkoskie

Defense: 8

- LB - Devon Jackson
- DL - Lance Mailloux
- DB - Ryan McGuinness
- DL - Brian McNally
- DL - John Murray
- DB - Hugo Souza
- DB - Dino Vasso
- DL - Steve Young

Special Teams: 1

- P - Ryan Glasgow

Total No. of Starters Lost: 12

Offense: 5

- RB - Chad Kackert
- OL - Dan Larkin
- WR - Travis Negron
- TE - Scott Sicko
- WR - J.T. Wright

Defense: 6

- DB - Ryan Hinds
- LB - Terrence Klein
- DL - Jordan Long
- DL - Kyle Maroney
- DL - Kevin Peters
- LB - Sean Ware

Special Teams: 1

- PK - Tom Manning

Total No. of Letterwinners Returning: 43

Offense: 17

Defense: 25

Special Teams: 1


Total No. of Letterwinners Lost: 13

Offense: 5

Defense: 7

Special Teams: 1

NOTE: Special Teams include kickers and punters only.



**New Hampshire Head Coach
Sean McDonnell**



2010 CAA Football

2009 New Hampshire Wildcats Review

2009 Game-By-Game

Date	Time	Opponent	UNH				OPP		Offense			Defense					
			Att.	SN	Coach	SN	Coach	Run	Pass	Total	Passes	TO	Run	Pass	Total	Passes	TO
S5	W 24-14	St. Francis (Pa.)	6330	8	8			182	95	277	11-24-3	3	60	138	198	14-32-1	2
S12	W 23-16	at Ball State	11884	9	9			110	212	322	21-35-0	0	13	114	127	15-34-1	3
S26	W 44-14	Dartmouth	8271	6	7			269	259	528	20-29-1	1	148	166	314	20-30-2	5
O3	W 57-7	at Towson [tv]	8026	6	7			136	149	285	12-20-0	1	94	107	201	9-29-6	8
O10	W 28-24	Villanova	14811	5	5	2	2	76	292	368	15-28-1	1	181	171	352	17-34-1	1
O17	L 17-23	at Massachusetts [tv]	13108	4	4	18	20	72	284	356	23-46-2	2	164	207	371	16-30-2	2
O24	W 18-10	at Hofstra [tv]	3386	9	8	rv		120	148	268	14-21-0	2	61	217	278	20-28-1	2
O31	W 48-21	Northeastern	4566	8	7			281	180	461	13-26-1	1	149	173	322	20-30-1	1
N7	W 55-42	Rhode Island [tv]	4643	8	7			262	234	496	15-27-1	3	111	424	535	24-45-2	3
N14	L 17-20	at William and Mary	9246	8	7	5	4	27	199	226	18-37-2	2	191	122	313	19-32-1	2
N21	W 27-24	Maine [tv]	2610	11	9	rv	rv	148	146	294	14-27-1	1	95	303	398	29-48-2	2
N28	W 49-13	at McNeese State	10009	10	10	8	8	183	277	460	19-28-0	0	156	170	326	23-37-1	1
D5	L 7-46	at Villanova [tv]	2661	10	10	2	3	-66	150	84	17-39-0	2	343	44	387	3-5-0	0

Individual Passing

Name	GP	Effic	Att-Cmp-Int	Pct	Yds	TD	Long	Avg/G
R.J. Toman	12	120.22	174-320-11	54.4	2181	15	65	181.8
Kevin Decker	9	132.37	33-60-1	55.0	380	5	46	42.2
Josh Vick	2	206.40	3-3-0	100.0	38	0	23	19.0
Ryan Glasgow	13	209.20	2-2-0	100.0	26	0	21	2.0
TEAM	11	0.00	0-2-0	0.0	0	0	0	0.0
Total.....	13	122.61	212-387-12	54.8	2625	20	65	201.9
Opponents.....	13	105.73	229-414-21	55.3	2356	16	72	181.2

Team Statistics

	New Hampshire	Opponent
SCORING	414	274
Points Per Game	31.8	21.1
FIRST DOWNS	222	228
Rushing	102	102
Passing	112	110
Penalty	8	16
RUSHING YARDAGE	1800	1766
Yards gained rushing	2287	2265
Yards lost rushing	487	499
Rushing Attempts	478	522
Average Per Rush	3.8	3.4
Average Per Game	138.5	135.8
TDs Rushing	26	15
PASSING YARDAGE	2625	2356
Comp-Att-Int	212-387-12	229-414-21
Average Per Pass	6.8	5.7
Average Per Catch	12.4	10.3
Average Per Game	201.9	181.2
TDs Passing	20	16
TOTAL OFFENSE	4425	4122
Total Plays	865	936
Average Per Play	5.1	4.4
Average Per Game	340.4	317.1
KICK RETURNS: #-Yards	52-1188	71-1432
PUNT RETURNS: #-Yards	9-49	17-111
INT RETURNS: #-Yards	21-346	12-24
KICK RETURN AVERAGE	22.8	20.2
PUNT RETURN AVERAGE	5.4	6.5
INT RETURN AVERAGE	16.5	2.0
FUMBLES-LOST	19-7	24-11
PENALTIES-Yards	80-659	67-578
Average Per Game	50.7	44.5
PUNTS-Yards	71-2370	69-2424
Average Per Punt	33.4	35.1
Net punt average	30.4	33.6
TIME OF POSSESSION/Game	26:33	33:27
3RD-DOWN Conversions	68/193	87/219
3rd-Down Pct	35%	40%
4TH-DOWN Conversions	10/22	11/28
4th-Down Pct	45%	39%
SACKS BY-Yards	32-231	31-184
MISC YARDS	-22	-3
TOUCHDOWNS SCORED	51	33
FIELD GOALS-ATTEMPTS	18-24	15-23
ON-SIDE KICKS	0-0	1-1
RED-ZONE SCORES	41-48 85%	28-40 70%
RED-ZONE TOUCHDOWNS	29-48 60%	21-40 52%
PAT-ATTEMPTS	46-49 94%	29-29 100%
ATTENDANCE	45256	58320
Games/Avg Per Game	6/7543	7/8331
Neutral Site Games		0/0

Individual Rushing

Name	GP	Att	Gain	Loss	Net	Avg	TD	Long	Avg/G
Chad Kackert	12	168	879	99	780	4.6	10	73	65.0
Sean Jellison	13	97	455	31	424	4.4	7	70	32.6
R.J. Toman	12	110	480	229	251	2.3	4	27	20.9
Dontra Peters	12	37	204	25	179	4.8	2	26	14.9
Kevin Decker	9	23	125	56	69	3.0	2	33	7.7
Mickey Mangieri	12	9	71	18	53	5.9	0	35	4.4
Shawn Sweeney	10	15	26	8	18	1.2	1	7	1.8
Jamie Cosgrove	9	1	11	0	11	11.0	0	11	1.2
Joey Orlando	13	1	11	0	11	11.0	0	11	0.8
Josh Vick	2	2	10	0	10	5.0	0	8	5.0
Travis Negron	13	2	9	0	9	4.5	0	5	0.7
Mike Roberto	1	1	4	0	4	4.0	0	4	4.0
Kevon Mason	13	1	2	0	2	2.0	0	2	0.2
TEAM	11	11	0	21	-21	-1.9	0	0	-1.9
Total.....	13	478	2287	487	1800	3.8	26	73	138.5
Opponents.....	13	522	2265	499	1766	3.4	15	59	135.8

Individual Receiving

Name	GP	No	Yds	Avg	TD	Long	Avg/G
Scott Sicko	13	57	725	12.7	9	58	55.8
J.T. Wright	12	40	437	10.9	1	46	36.4
Kevon Mason	13	21	261	12.4	1	62	20.1
Sean Jellison	13	19	169	8.9	1	32	13.0
Joey Orlando	13	15	281	18.7	2	41	21.6
Travis Negron	13	15	214	14.3	1	38	16.5
Mickey Mangieri	12	12	238	19.8	3	65	19.8
Chris Jeannot	11	11	129	11.7	2	53	11.7
Chad Kackert	12	10	68	6.8	0	31	5.7
Mike Greene	9	6	34	5.7	0	8	3.8
Kamal Mohamed	8	2	21	10.5	0	16	2.6
John Greer	12	1	21	21.0	0	21	1.8
Dontra Peters	12	1	11	11.0	0	11	0.9
Chris Chandler	8	1	10	10.0	0	10	1.2
Matt McLaughlin	2	1	6	6.0	0	6	3.0
Total.....	13	212	2625	12.4	20	65	201.9
Opponents.....	13	229	2356	10.3	16	72	181.2

Individual Defensive Leaders

Name	GP	-----Tackles-----			TFL/Yds	-Sacks- No-Yds	-----Pass Def-----		---Fumbles---		Blkd Kick	Saf
		Solo	Ast	Total			Int-Yds	BrUp	FR-Yds	FF		
44 Devon Jackson	12	44	54	98	9.0-38	3.0-14	.	1	.	1	.	1
4 Sean Ware	13	47	50	97	6.5-26	2.0-19	.	2	1-16	1	.	.
17 Terrence Klein	13	45	35	80	9.5-32	1.0-11	6-88	5	.	1	.	.
33 Hugo Souza	13	52	25	77	1.0-2	.	3-45	8	2-0	1	1	.
9 Dino Vasso	13	49	27	76	2.0-2	.	5-89	6	.	1	.	.
8 Ryan McGuinness	13	29	27	56	4.0-11	1.0-4	1-96	4	.	1	.	.
26 Ryan Hinds	13	41	12	53	2.5-7	.	4-28	11	3-0	.	.	.
97 Kevin Peters	13	28	22	50	8.5-38	4.0-27	.	1	.	1	.	.
91 Steve Young	12	16	23	39	6.0-16	1	.
56 James Jenkins	13	20	13	33	2.5-11	1.0-8	.	.	1-0	1	.	.
Total.....	13	554	412	966	90-406	32-231	21-346	44	11-16	14	3	3
Opponents.....	13	-	-	-	-	31-184	12-24	44	7-4	10	7	1

2010 CAA Football



Matt Hansen



Willie McGinnis



Billy Morgan



Matt Rae

Rhode Island Rams

Quick Facts

Location	Kingston, R.I.
Enrollment	15,591
Nickname	Rams
Colors	Light Blue, Dark Blue & White
Website	www.gorhody.com
Stadium	Meade Stadium
Stadium Capacity	6,555
Stadium Surface	Natural Grass
President	Dr. David Dooley
Athletics Director	Thorr Bjorn
Head Coach	Joe Trainer
Head Coach Alma Mater, Year	Dickinson, 1990
Football Contact	Tom Symonds, Sports Communications Coordinator
Football Contact Office Phone	401-874-2409
Lettermen Returning/Lost	38/21
Offensive Starters Returning/Lost	7/4
Defensive Starters Returning/Lost	9/2
2010 Fall Camp Reporting Date	August 6



RAMS HEAD COACH
JOE TRAINER
1 SEASON (2009)

Collegiate Overall Record (Years)	14-30 (4 years)
Record at CAA Football Schools (Years)	1-10 (1 year)
Record in CAA Football Games (Years)	0-8 (1 year)

Rhode Island Coaching Staff

Ryan Crawford	Secondary
Roy Istvan	Assistant Head Coach/Offensive Line
Rob Neviasser	Defensive Coordinator/Defensive Line
Chris Pincince	Offensive Coordinator
Eddie Allen	Specials Teams Coordinator/Running Backs
Ari Conesor	Wide Receivers
Rapheal Dowdye	Linebackers
Bob Griffin	Tight Ends

2009 Results -- 1-10, 0-8 CAA

Home Stadium: Meade Stadium (6,555)


Home: 1-4	Away: 0-6	vs. Division: 0-5	vs. Top 25 (SN): 0-4
Total Home Attendance: 18,931	Average Home Attendance: 3,786		
Sept. 5	Fordham {rv/-}	W 41-28	2,731
Sept. 19 {rv/-}	at UMass [TCN/CSN-NE/CSN-P] {17/17}	L 10-30	12,124
Sept. 26	at Connecticut [E360]	L 10-52	38,620
Oct. 3	at Brown	L 20-28	3,214
Oct. 10	Towson	L 28-36	3,314
Oct. 17	Hofstra {rv/-}	L 16-28	5,159
Oct. 24	at Villanova {4/4}	L 7-36	5,517
Oct. 31	William and Mary {5/5}	L 14-39	5,117
Nov. 7	at New Hampshire [TCN/CSN-NE/CSS] {8/7}	L 42-55	4,643
Nov. 14	at Maine [WABI] {rv/-}	L 17-41	4,028
Nov. 21	Northeastern	L 27-33	2,610

CAA Team's Coaches & Sports Network Rankings listed prior to Opponent/Opponent's Coaches & Sports Network Rankings listed after Opponent at time game was played

2010 Schedule

Date	Opponent	Location	Series Record
Sept. 2	at Buffalo	Buffalo, N.Y.	0-3
Sept. 11	at Fordham	Bronx, N.Y.	4-5
Sept. 18	*NEW HAMPSHIRE	Kingston, R.I.	28-50-5
Sept. 25	OPEN		
Oct. 2	BROWN	Kingston, R.I.	25-67-2
Oct. 9	*at William and Mary	Williamsburg, Va.	2-11
Oct. 16	*at Delaware	Newark, Del.	7-18
Oct. 23	*MAINE	Kingston, R.I.	34-51-3
Oct. 30	*at Towson	Towson, Md.	5-5
Nov. 6	*VILLANOVA	Kingston, R.I.	2-14
Nov. 13	*at Richmond	Richmond, Va.	2-4
Nov. 20	*MASSACHUSETTS	Kingston, R.I.	35-47-2

Rhode Island Rams' All-Star Candidates



MATT HANSEN
PROVIDENCE, R.I.
LA SALLE ACADEMY

LB	6-1	225	SR
----	-----	-----	----

YEAR	GP	S-A-Tackles	SK/TFL	Int	PBU	FF/FR
2007	11	44-29-73	0.0/1.5	0	1	0/1
2008	12	70-41-111	3.0/13.5	3	3	4/0
2009	10	62-41-103	4.0/11.5	0	2	1/0
Career	33	176-111-287	7.0/26.5	3	6	5/1

-Has registered 287 career tackles, which ranks sixth all-time. Needs 102 tackles this season to become URI's all-time leading tackler

-Tallied 10-or-more tackles in 12 games throughout his three-year career. Posted a career-high 16 stops against nationally-ranked William and Mary back on Oct. 31

-Ranks fifth all-time in tackles for loss with 28.5

-Surpassed 100 total tackles for the second-consecutive season as he finished second on the team with 103 stops during his junior campaign in 2009

-Earned All-CAA Football Second Team and All-New England honors as a sophomore in 2008 after he led the team in tackles, tackles for loss, sacks, interceptions and forced fumbles



BILLY MORGAN
CHESTER, PA.
CARDINAL O'HARA HIGH SCHOOL

WR	5-9	165	SO
----	-----	-----	----

YEAR	GP	No.	Yds	TD	Long	Avg/G	Avg/C
2009 (at HOF)	11	13	173	0	27	15.73	13.31
Career	11	13	173	0	27	15.73	13.31

-Transferred to Rhode Island from Hofstra over the offseason

-Caught six passes for 100 yards in the annual Blue-White game at Meade Stadium

-During his freshman season at Hofstra, he finished fifth on the team in receptions with 13.

-Hauled in three passes for 53 yards at Northeastern



WILLIE MCGINNIS
NORWICH, N.Y.
BAINBRIDGE-GUILFORD HIGH SCHOOL

DL	6-3	285	JR
----	-----	-----	----

YEAR	GP	S-A-Tackles	SK/TFL	Int	PBU	FF/FR
2008	12	13-19-32	0.5/3.5	0	1	0/1
2009	11	20-21-41	1.0/6.5	0	0	1/1
Career	23	33-40-73	1.5/10.0	0	1	1/2

-Totalled 41 tackles and made 6.5 tackles for loss in 2009. His 41 tackles were the most of any sophomore

-Has started 23-consecutive games at defensive tackle

-Had a monster game at Connecticut (9/26) as he recorded three tackles, one tackle for loss, one sack and forced one fumble

-Notched six tackles at nationally-ranked Villanova (10/24)



MATT RAE
YORK, PA.
DALLASTOWN AREA HIGH SCHOOL

DL	6-4	275	JR
----	-----	-----	----

YEAR	GP	S-A-Tackles	SK/TFL	Int	PBU	FF/FR
2008	10	15-13-28	2.5/4.5	0	0	1/0
2009	10	11-15-26	1.0/2.5	0	0	0/2
Career	20	26-28-54	3.5/7.0	0	0	1/2

-Earned CAA Football and CoSida/ESPN the Magazine All-Academic honors

-Was a mainstay for the Rams at defensive tackle as he logged 10 starts

-Finished the year with 26 tackles and 2.5 tackles for loss

-Opened the year with a pair of fumble recoveries and recorded 1.5 tackles for loss in the Rams win over Fordham

2010 CAA Football



Rhode Island Rams By The Numbers...

2010 Spring Roster

No.	Name	Pos.	Cl.	Ht./Wt.	Hometown/HS (Previous School)
1	Chris Paul-Etienne	QB	SR	6-3/190	Miami, Fla./Rutgers
2	Robenson Alexis	CB	JR	6-1/180	Boca Raton, Fla./Rutgers
4	Evan Shields	CB	JR	5-10/190	Adelphi, Md./Gonzaga College Prep
5	Rob Damon	LB	SR	6-1/205	Piscataway, N.J./Trinity-Pawling
6	Joseph Harris	LB	SR	5-11/225	Lowell, Mass./Lowell
7	Stanley Dunbar	CB	JR	5-10/185	Johnston, R.I./Dean College
8	Steve Probst	QB	JR	6-4/215	North Massapequa, N.Y./Hofstra
9	Chris Edmond	S	JR	5-10/200	Freeport, N.Y./Hofstra
10	Tom Lang	TE	SR	6-3/240	Concord, Mass./Rutgers
11	Billy Morgan	WR	SO	5-9/165	Chester, Pa./Hofstra
14	Louis Feinstein	K	JR	5-10/185	Irvine, Calif./University H.S.
16	Marc Lucarini	QB	SO	6-2/205	Laurel Springs, N.J./Camden Catholic
18	Robert Bentsen	QB	RS FR	6-1/200	Warwick, R.I./Warwick Veterans Memorial
20	Matt Hansen	LB	SR	6-1/225	Providence, R.I./La Salle Academy
21	Tyquan Bynum	WR	SO	6-2/205	Lancaster, Pa./Millford Academy
24	Jarrod Williams	CB	SR	6-1/200	Glen Mills, Pa./West Chester East
25	Daniel O'Connell	LB	SR	6-1/220	Barrington, R.I./Millford Academy
26	Ryan Lawrence	WR	JR	5-9/200	Bloomfield, N.J./Bloomfield
27	Ayo Ijilola	RB	SO	5-10/190	Brooklyn, N.Y./Sheepshead Bay
28	Devon Dace	CB	JR	5-10/180	St. Louis, Mo./Salisbury Prep
29	Colton Woodall	S	RS FR	6-3/185	Davie, Fla./North Broward Prep
30	Tim Edger	P	JR	6-2/185	Hainesport, N.J./St. Joseph's Prep
31	Matt Urban	S	SR	6-2/205	Warren, R.I./Mount Hope
32	Miller Hinds	S	RS FR	5-9/190	Flanders, N.J./Mt. Olive
33	Kyle Steadman	WR	SO	6-2/180	North Easton, Mass./Oliver Ames High
34	Jerdan Dalton	S	SO	6-1/190	Willingboro, N.J./Paul VI
36	Brandford Sowah	WR	JR	5-7/175	Providence, R.I./Bishop Hendricken
38	Michael Okunfolami	RB	SR	5-10/195	Providence, R.I./Cranbury Prep
39	Ellis Foster	RB	SO	5-10/185	Baltimore, Md./Baltimore City College
40	Ralph Dorval	LB	RS FR	5-11/195	Cranston, R.I./Cranston East
41	Chris Mancuso	LB	JR	5-10/220	Atlantic City, N.J./Holy Spirit
42	David Zocco	S	RS FR	6-1/220	Nashua, N.H./Nashua South
43	Phil Morman	TE	FR	6-2/245	Creskill, N.J./Creskill
44	Anthony Ferrer	RB	SR	5-10/225	West Greenwich, R.I./Cranston West
46	Ali Muhammad	LB	RS FR	6-3/225	Kingston, Pa./Wyoming Valley West
47	Mamee Williams	LB	SO	6-1/220	New Rochelle, N.Y./New Rochelle
50	Shomari Watts	LB	RS FR	6-1/215	Philadelphia, Pa./Haverford
53	Kyle Elliott	DE	JR	6-3/265	Creskill, N.J./Creskill
55	John Bicknell IV	LS	RS FR	6-1/240	Hopkinton, Mass./Hopkinton
56	Willie McGinnis	DT	JR	6-3/285	Norwich, N.Y./Bainbridge-Guilford
58	Kenny Smith	LB	SO	5-10/235	Jersey City, N.J./St. Peter's Prep
59	Michael Farr	OG	SO	6-3/300	Cornwall on Hudson, N.J./Navy Prep
63	Dave Valley	OG	SR	6-3/295	East Providence, R.I./East Providence
65	Matt Greenhalgh	C	SO	6-2/295	Chepachet, R.I./Ponaganset
66	George Taskings	LB	RS FR	5-9/230	Lynnfield, Mass./The Governor's Academy
67	Ian Monzo	OL	SO	6-3/250	Oxford Hills, Maine/Oxford Hill
71	Michael Gross	OL	JR	6-4/280	North Arlington, N.J./North Arlington
72	Kyle Bogumil	OT	JR	6-4/280	Mountain Top, Pa./Crestwood
74	Jason Foster	OT	JR	6-5/285	East Pittsford, Vt./Bridgton Academy
75	Andrew Belizaire	DT	SO	6-3/265	Monsey, N.Y./St. Joseph Regional
80	Joe Migliarese	TE	JR	6-4/240	Blue Bell, Pa./La Salle College
82	DJ Law Jr.	WR	SO	5-9/170	Wellington, Fla./American Heritage
84	Zack Moore	WR	SO	5-10/185	Wyckoff, N.J./Ramapo
85	Brandon Johnson-Farrell	WR	SO	5-10/185	Odenton, Md./Arundel
88	Trevor Turner	WR	SO	6-1/180	Hanover, Md./Meade Sr.
89	Alex Frazier	DT	SO	6-4/245	Westfield, Mass./Bridgton Academy
90	Dan Luntz	DE	RS FR	6-3/220	Croton, N.Y./Croton-Harmon
91	Victor Adesanya	DE	SR	6-4/235	Staten Island, N.Y./Merrimack College
92	Josh Moody	DE	FR	6-4/235	Staten Island, N.Y./Tottenville
94	Matt Sheard	DT	JR	6-2/255	Mt. Laurel, N.J./Camden Catholic
97	Matt Rae	DT	JR	6-4/275	York, Pa./Dallastown Area
98	Brandon Bramwell	DE	SR	6-4/250	Long Island, N.Y./Nassau JC

2010 Team Information

Total No. of Starters Returning: 18

Offense: 7

- OL - Kyle Bogumil
- WR - Ty Bynum
- RB - Anthony Ferrer
- OL - Jason Foster
- OL - Michael Gross
- QB - Chris Paul-Etienne
- OL - Dave Valley

Defense: 9

- DL - Victor Adesanya
- DB - Robenson Alexis
- DB - Jordan Dalton
- LB - Rob Damon
- LB - Matt Hansen
- LB - Joe Harris
- DL - Willie McGinnis
- DL - Matt Rae
- DB - Jarrod Williams

Special Teams: 2

- P - Tim Edger
- PK - Louis Feinstein

Total No. of Starters Lost: 6

Offense: 4

- WR - Joe Bellini
- WR - Shawn Leonard
- OL - Matt Vitti
- TE - David Wilson

Defense: 2

- DB - Rodney Mitchell
- DL - Steve Weedon

Special Teams: 0

Total No. of Letterwinners Returning: 38

Offense: 16

Defense: 20

Special Teams: 2

Total No. of Letterwinners Lost: 21

Offense: 6

Defense: 14

Special Teams: 1

NOTE: Special Teams include kickers and punters only.



**Rhode Island Head Coach
Joe Trainer**



2010 CAA Football

2009 Rhode Island Rams Review

2009 Game-By-Game

Date	Time	Opponent	URI				OPP		Offense				Defense					
			Att.	SN	Coach	SN	Coach	Run	Pass	Total	Passes	TO	Run	Pass	Total	Passes	TO	
S5	W 41-28	Fordham	2731			rv			229	226	455	17-26-0	0	122	302	424	28-42-1	5
S19	L 10-30	at Massachusetts [tv]	12124	rv		17	17		70	197	267	21-41-1	1	162	329	491	22-30-1	3
S26	L 10-52	at Connecticut [tv]	38620						29	119	148	14-23-2	3	199	289	488	23-30-0	3
O3	L 20-28	at Brown	3214						202	214	416	17-30-0	2	125	170	295	14-26-3	3
O10	L 28-36	Towson	3314						166	163	329	11-20-0	3	135	188	323	11-21-2	2
O17	L 16-28	Hofstra	5159			rv			32	207	239	19-32-1	2	189	223	412	15-21-0	0
O24	L 7-36	at Villanova	5517			4	4		30	121	151	15-34-0	0	376	124	500	12-17-1	3
O31	L 14-39	William and Mary	5117			5	5		-46	195	149	19-34-0	0	199	175	374	18-25-0	1
N7	L 42-55	at New Hampshire [tv]	4643			8	7		111	424	535	24-45-2	3	262	234	496	15-27-1	3
N14	L 17-41	at Maine [tv]	3517			rv			13	171	184	16-38-0	0	44	468	512	40-46-1	1
N21	L 27-33	Northeastern	2610						147	191	338	8-16-1	2	209	133	342	12-17-1	2

Individual Passing

Name	GP	Effic	Att-Cmp-Int	Pct	Yds	TD	Long	Avg/G
Chris Paul-Etienne	10	120.07	143-268-7	53.4	1745	14	72	174.5
D.J. Stefkovich	6	133.00	38-69-0	55.1	483	4	55	80.5
TM	2	0.00	0-1-0	0.0	0	0	0	0.0
Tim Edger	11	0.00	0-1-0	0.0	0	0	0	0.0
Total.....	11	121.99	181-339-7	53.4	2228	18	72	202.5
Opponents.....	11	157.40	210-302-11	69.5	2635	20	89	239.5

Team Statistics

	Rhode Island	Opponent
SCORING	232	406
Points Per Game	21.1	36.9
FIRST DOWNS	153	235
Rushing	48	113
Passing	90	113
Penalty	15	9
RUSHING YARDAGE	989	2022
Yards gained rushing	1394	2357
Yards lost rushing	405	335
Rushing Attempts	348	452
Average Per Rush	2.8	4.5
Average Per Game	89.9	183.8
TDs Rushing	9	33
PASSING YARDAGE	2228	2635
Comp-Att-Int	181-339-7	210-302-11
Average Per Pass	6.6	8.7
Average Per Catch	12.3	12.5
Average Per Game	202.5	239.5
TDs Passing	18	20
TOTAL OFFENSE	3217	4657
Total Plays	687	754
Average Per Play	4.7	6.2
Average Per Game	292.5	423.4
KICK RETURNS: #-Yards	68-1296	34-835
PUNT RETURNS: #-Yards	3-13	37-377
INT RETURNS: #-Yards	11-176	7-78
KICK RETURN AVERAGE	19.1	24.6
PUNT RETURN AVERAGE	4.3	10.2
INT RETURN AVERAGE	16.0	11.1
FUMBLES-LOST	18-9	32-15
PENALTIES-Yards	71-699	70-537
Average Per Game	63.5	48.8
PUNTS-Yards	75-3037	40-1600
Average Per Punt	40.5	40.0
Net punt average	33.3	38.2
TIME OF POSSESSION/Game	29:12	30:36
3RD-DOWN Conversions	38/157	69/143
3rd-Down Pct	24%	48%
4TH-DOWN Conversions	13/23	6/16
4th-Down Pct	57%	38%
SACKS BY-Yards	21-115	26-185
MISC YARDS	0	0
TOUCHDOWNS SCORED	31	53
FIELD GOALS-ATTEMPTS	7-9	12-15
ON-SIDE KICKS	0-0	0-0
RED-ZONE SCORES	19-28 68%	44-52 85%
RED-ZONE TOUCHDOWNS	14-28 50%	36-52 69%
PAT-ATTEMPTS	25-27 93%	46-50 92%
ATTENDANCE	18931	67635
Games/Avg Per Game	5/3786	6/11272
Neutral Site Games		0/0

Individual Rushing

Name	GP	Att	Gain	Loss	Net	Avg	TD	Long	Avg/G
Anthony Ferrer	11	104	428	17	411	4.0	5	68	37.4
Ayo Isijola	10	85	407	42	365	4.3	1	48	36.5
Ryan Lawrence	11	43	177	22	155	3.6	0	20	14.1
D.J. Stefkovich	6	15	71	36	35	2.3	0	15	5.8
Joe Bellini	11	1	35	0	35	35.0	0	35	3.2
Chris Paul-Etienne	10	90	266	252	14	0.2	3	29	1.4
DJ Law Jr	8	4	10	7	3	0.8	0	7	0.4
Tom Lang	7	1	0	1	-1	-1.0	0	0	-0.1
TM	2	1	0	9	-9	-9.0	0	0	-4.5
Team	4	4	0	19	-19	-4.8	0	0	-4.8
Total.....	11	348	1394	405	989	2.8	9	68	89.9
Opponents.....	11	452	2357	335	2022	4.5	33	57	183.8

Individual Receiving

Name	GP	No	Yds	Avg	TD	Long	Avg/G
Shawn Leonard	11	47	858	18.3	11	72	78.0
Tyquan Bynum	11	38	506	13.3	2	66	46.0
Joe Bellini	11	23	273	11.9	1	26	24.8
Ryan Lawrence	11	18	164	9.1	1	55	14.9
David Wilson	10	17	149	8.8	2	25	14.9
Ayo Isijola	10	9	30	3.3	0	13	3.0
B. Johnson-Farrell	3	6	87	14.5	0	40	29.0
Nick Del Grosso	8	6	62	10.3	0	20	7.8
Tolbert Evans	4	5	24	4.8	0	9	6.0
Tom Lang	7	3	47	15.7	0	26	6.7
Anthony Ferrer	11	3	18	6.0	0	9	1.6
DJ Law Jr	8	3	10	3.3	0	9	1.2
Joe Migliarese	5	1	6	6.0	1	6	1.2
Trevor Turner	4	1	1	1.0	0	1	0.2
Chris Paul-Etienne	10	1	-7	-7.0	0	0	-0.7
Total.....	11	181	2228	12.3	18	72	202.5
Opponents.....	11	210	2635	12.5	20	89	239.5


Individual Defensive Leaders

Name	GP	-----Tackles-----			TFL/Yds	-Sacks-	-----Pass Def-----		---Fumbles---		Blkd Kick	Saf
		Solo	Ast	Total			Int-Yds	BrUp	FR-Yds	FF		
5 Rob Damon	11	60	64	124	14.0-37	2.0-14	1-75	.	2-45	3	.	.
20 Matt Hansen	10	62	41	103	11.5-35	4.0-24	.	2	.	1	.	.
24 Jarrod Williams	11	46	19	65	.	.	4-34	2	1-68	1	.	.
6 Joe Harris	11	37	21	58	6.5-22	1.0-9	.	.	1-0	3	.	.
45 Steve Weedon	9	39	19	58	8.0-37	5.0-31	1-4	.	2-15	5	.	.
3 Rodney Mitchell	10	38	17	55	1.0-3	.	1-20	6	.	1	.	.
56 Willie McGinnis	11	20	21	41	6.5-16	1.0-6	.	.	1-0	1	1	.
25 Dan O'Connell	10	24	15	39	1.5-3	.	.	2	1-14	.	.	.
91 Victor Adesanya	11	23	11	34	6.5-38	4.0-16	1-0	1	1-0	3	.	.
2 Robenson Alexis	9	14	17	31	1.0-2	.	.	1	1-0	.	.	.
Total.....	11	470	310	780	68-238	21-115	11-176	19	15-146	20	1	.
Opponents.....	11	-	-	-	-	26-185	7-78	45	9-21	7	2	1

2010 CAA Football



Kevin Grayson



Eric McBride



Martin Parker



Justin Rogers

Richmond Spiders

Quick Facts

Location	Richmond, Va.
Enrollment	2,950
Nickname	Spiders
Colors	Red & Blue
Website	www.richmondspiders.com
Stadium	E. Claiborne Robins Stadium
Stadium Capacity	8,700
Stadium Surface	Artificial Grass
President	Dr. Edward L. Ayers
Athletics Director	Jim Miller
Head Coach	Latrell Scott
Head Coach Alma Mater, Year	Hampton, 1999
Football Contact	Mike DeGeorge, Assistant Director/Athletic Public Relations
Football Contact Office Phone	804-287-6313
Lettermen Returning/Lost	45/27
Offensive Starters Returning/Lost	3/8
Defensive Starters Returning/Lost	4/7
2010 Fall Camp Reporting Date	August 4



SPIDERS HEAD COACH
LATRELL SCOTT
FIRST SEASON

Collegiate Overall Record (Years)	First Year
Record at CAA Football Schools (Years)	First Year
Record in CAA Football Games (Years)	First Year

Richmond Coaching Staff

Wayne Lineburg	Offensive Coordinator/Quarterbacks
Bob Trotter	Defensive Coordinator
Tripp Billingsley	Wide Receivers
Devin Fitzsimmons	Tight Ends
Dave Legg	Cornerbacks/Special Teams Coordinator
Kevin Lewis	Defensive Line
Bill Polin	Offensive Line
Byron Thweatt	Linebackers/Recruiting Coordinator
Stacy Tutt	Running Backs
Chad Wilt	Defensive Line
Derek Burrell & William Childrey	Graduate Assistants

2009 Results -- 11-2, 7-1 CAA

Home Stadium: UR Stadium (21,319)

Home: 5-2	Away: 6-0	vs. Division: 4-1	vs. Top 25 (SN): 4-2
Total Home Attendance: 65,888		Average Home Attendance: 9,413	
Sept. 5	{2/2}	at Duke	W 24-16 33,311
Sept. 12	{1/1}	at Delaware [TCN/CSN-NE/CSS] {rv/rv}	W 16-15 20,800
Sept. 19	{1/1}	Hofstra {rv/rv}	W 47-0 7,511
Sept. 26	{1/1}	VMI	W 38-28 7,554
Oct. 10	{1/1}	at James Madison [CSN-MA/CSN-NE/CSN-P/CSS] {13/12}	W 21-17 16,098
Oct. 17	{1/1}	at Maine [CSN-MA/CSN-NE/CSN-P/CSS] {rv/-}	W 38-21 6,087
Oct. 24	{1/1}	UMass {14/16}	W 34-12 8,214
Oct. 31	{1/1}	at Towson	W 42-14 4,396
Nov. 7	{1/1}	Villanova [CSN-MA/CSN-NE/CSN-P] {4/4}	L 20-21 11,667
Nov. 14	{4/4}	at Georgetown	W 49-10 2,312
Nov. 21	{4/4}	William and Mary [TCN/COX] {5/5}	W 13-10 17,527
Nov. 28	{4/4}	Elon {9/9}	W 16-13 6,143
Dec. 5	{4/4}	Appalachian State [ESPNGP/E360] {5/5}	L 31-35 7,272

CAA Team's Coaches & Sports Network Rankings listed prior to Opponent/Opponent's Coaches & Sports Network Rankings listed after Opponent at time game was played

2010 Schedule

Date	Opponent	Location	Series Record
Sept. 4	at Virginia	Charlottesville, Va.	2-25-2
Sept. 11	OPEN		
Sept. 18	ELON	Richmond, Va.	3-0
Sept. 25	*DELAWARE	Richmond, Va.	8-18
Oct. 2	COASTAL CAROLINA	Richmond, Va.	First Meeting
Oct. 9	*at New Hampshire	Durham, N.H.	9-9
Oct. 16	*at Massachusetts	Amherst, Mass.	11-13
Oct. 23	*TOWSON	Richmond, Va.	4-2
Oct. 30	*at Villanova	Villanova, Pa.	9-20
Nov. 6	*JAMES MADISON	Richmond, Va.	15-12
Nov. 13	*RHODE ISLAND	Richmond, Va.	12-5
Nov. 20	*at William and Mary	Williamsburg, Va.	55-59-5

2010 CAA Football

Richmond Spiders' All-Star Candidates



KEVIN GRAYSON
RICHMOND, VA.
L.C. BIRD HIGH SCHOOL

WR	6-3	205	SR
----	-----	-----	----

YEAR	GP	No.	Yds	TD	Long	Avg/G	Avg/C
2007	12	68	970	7	35	80.83	14.26
2008	15	61	853	3	80	56.87	13.98
2009	13	48	545	2	43	41.92	11.35
Career	40	177	2368	12	80	59.20	13.38

-- A three-time All-CAA Football selection - winning First Team honors in 2007 and 2008, along with the league's Offensive Rookie of the Year honors in 2007

-- A prolific big-play receiver, Grayson has averaged 13.4 yards/catch over his three-year career

-- He enters 2010 second on UR's all-time list for receptions (177), third in yardage (2,368) and 10th in TD catches (12)

-- Grayson was second on the team catches (48) and yardage (545) in 2009

-- Very involved off the field - both in the community and on campus - earning the Allstate Good Works Team Award in 2009. He was a junior class senator in the Student Government Association in 2009



MARTIN PARKER
NEW HAVEN, CONN.
HYDE LEADERSHIP HIGH SCHOOL

DL	6-3	283	SR
----	-----	-----	----

YEAR	GP	S-A-Tackles	SK/TFL	Int	PBU	FF/FR
2007	14	29-32-61	3.0/9.0	0	0	3/3
2008	16	23-33-56	4.0/8.0	0	3	1/1
2009	13	29-46-75	6.5/15.5	0	1	2/0
Career	43	81-111-192	13.5/32.5	0	4	6/4

-- Voted a 2010 Senior Captain for the Spiders

-- Among the elite defensive players returning this season in the FCS

-- Parker was Second Team All-CAA Football in 2009, but a finalist for the Buck Buchanan Award and an All-America selection (First Team from College Sporting News; Second Team by Sports Network)

-- The defensive tackle collected a team-leading 6.5 sacks and 15.5 tackles for loss in 2009

-- Was the CAA Defensive Player of the Week after a 13-10 win over William and Mary, making six tackles, a sack and helping limit the Tribe to their lowest point total since 2007

-- Was the anchor of the Richmond defense that finished as the nation's fifth-best against in the run in 2009 (79.0 yards/game)



ERIC MCBRIDE
RICHMOND, VA.
L.C. BIRD HIGH SCHOOL

LB	6-2	231	SR
----	-----	-----	----

YEAR	GP	S-A-Tackles	SK/TFL	Int	PBU	FF/FR
2007	14	60-66-126	2.5/6.0	0	0	2/1
2008	16	49-59-108	2.0/6.5	2	2	1/0
2009	13	36-57-93	1.0/3.5	0	4	3/4
Career	43	145-182-327	5.5/16.0	2	6	6/5

-- Voted a 2010 Senior Captain for the Spiders

-- Arguably the best returning linebacker in CAA Football -- a three-time defending First Team All-CAA Football pick and a two-time defending First Team All-America pick (College Sporting News)

-- Finished third on the team in tackles in 2009 (93), but forced a team-leading four fumbles and recovered a team-high three fumbles

-- Recovered a fumble inside Richmond's 10-yard line to seal a thrilling 21-17 win at JMU

-- Enters 2010 with 327 career tackles and is just shy of cracking the Spiders' career Top 10 list

-- McBride has started all 43 games in his career

-- Was the CAA Preseason Defensive Player of the Year in 2009



JUSTIN ROGERS
BATON ROUGE, LA.
REDEMPTORIST HIGH SCHOOL

DB	5-10	181	SR
----	------	-----	----

YEAR	GP	S-A-Tackles	SK/TFL	Int	PBU	FF/FR
2007	12	17-7-24	0.5/0.5	0	2	0/0
2008	16	41-14-55	0.0/4.0	7	13	1/1
2009	13	16-14-30	0.0/1.5	3	8	0/1
Career	41	74-35-109	0.5/6.0	10	23	1/2

-- A versatile threat for the Spiders, Rogers is both an accomplished kickoff return specialist and a premier shutdown corner

-- Was a First Team All-America (AFCA) in 2009 and joined teammate Matt McCracken (OL) as the school's first-ever three-time All-America picks

-- Rogers enters his senior season in 2010 as a three-time First Team All-CAA Football selection

-- Rogers has 10 career interceptions (three in 2009), which ties for seventh all-time at Richmond

-- Also an accomplished return specialist, Rogers is the Spiders' career leader in kickoff return yardage (2,102) and needs just 332 more yards to break the CAA Football career record

-- In his three-year career, Rogers has scored five touchdowns thanks to two kickoff return TDs, two interception return TDs and one on a fumble return

2010 CAA Football



Richmond Spiders By The Numbers...

2010 Spring Roster

No.	Name	Cl.	Pos.	Ht./Wt.	Hometown/HS
1	Kevin Grayson	Sr.-R	WR	6-3/205	Richmond, Va. / L.C. Bird
2	Max Prokell	Sr.-R	WR	6-1/200	Memphis, Tenn. / Memphis Univ. HS
3	Tre Gray	Jr.-R	WR	5-11/168	Cuero, Texas / Cuero
4	Harry Lee Daniel	Sr.-R	LB	6-1/200	Richmond, Va. / Highland Springs
5	Justin Rogers	Sr.-R	DB	5-10/181	Baton Rouge, La. / Redemptorist
6	Colin Pehanick	Jr.-R	DB	6-1/204	Charlottesville, Va. / St. Anne's-Bethfield
7	Aaron Corp	Jr.-R	QB	6-3/200	Villa Park, Calif. / Orange Lutheran (Southern Cal)
8	Donte Boston	Jr.-R	WR	6-1/200	Richmond, Va. / Varina
9	Martin Parker	Sr.-R	DL	6-3/283	New Haven, Conn. / Hyde Leadership School
10	Derek Mayo	Sr.-R	LB	5-9/215	Hampton, Va. / Kecoughtan
11	Darius McMillan	Sr.-R	LB	5-11/217	Hampton, Va. / Phoebus
12	Nick Hicks	Sr.-R	QB/P	6-0/192	Marietta, Ga. / Kell
13	Will Kamin	So.	K	5-8/161	Weddington, N.C. / Charlotte Christian
14	Montel White	Fr.	QB	6-4/202	Surry County, Va. / Surry County
15	Jon Thompson	Fr.-R	WR	6-1/180	Radford, Va. / Radford
16	Michael Parker	Jr.-R	DB	6-0/216	Oviedo, Fla. / Oviedo
17	Chase Boyer	So.	QB	6-4/198	Tampa, Fla. / Woodberry Forest
18	Evan Joseph	Sr.-R	DB	5-9/175	Signal Mountain, Tenn. / Baylor School
19	John Laub	Sr.-R	QB	6-2/214	Coplay, Pa. / Parkland
20	Jerel Harrison	Fr.	WR	6-0/181	Richmond, Va. / Varina
21	Wayne Pettus	Fr.	DB	5-8/165	Detroit, Mich. / Melvindale
22	Garrett Wilkins	Jr.	RB	5-9/180	Oviedo, Fla. / Oviedo
23	Tremayne Graham	Jr.-R	DB	5-10/180	Tucker, Ga. / Parkview
24	Ben Edwards	Fr.	WR	5-10/175	Yorktown, Va. / York
25	James McKinney	Fr.	RB	6-0/190	Round Rock, Texas / Round Rock
26	Darryl Hamilton	Sr.-R	DB	5-8/184	Centerville, Va. / Centerville
27	Kendall Gaskins	So.	FB	6-1/210	Burlington, N.J. / Woodberry Forest
28	Cole Gonet	Fr.-R	LB	6-2/230	Raleigh, N.C. / Ravenscroft
29	Stephen Barnett	Fr.	ATH	6-4/170	Salem, Va. / Salem
30	Dan Lewis	Sr.-R	DB	6-0/185	Virginia Beach, Va. / First Colonial
31	Eric McBride	Sr.-R	LB	6-2/231	Richmond, Va. / L.C. Bird
32	Jovan Smith	Fr.-R	RB	6-0/186	Springfield, Va. / Flint Hill School
33	Doag Howell	Sr.-R	DB	5-9/188	Reston, Va. / George Marshall
34	Eric Wright	Fr.	LB	6-1/215	Springfield, Va. / Robert E. Lee
35	Chris Hurlburt	Sr.-R	FB	5-11/200	Vienna, Va. / George Marshall
36	Chris Parker	Fr.-R	DB	5-8/175	Haymarket, Va. / Battlefield
37	Reggie Barnett	Fr.	S	6-4/170	Salem, Va. / Salem
38	Ryan Sweeney	Jr.-R	LB	5-11/210	Garden City, N.Y. / Garden City
39	Patrick Weldon	Sr.-R	LB	6-0/219	New Albany, Ohio / New Albany
40	Lawrence Ewewe	Jr.-R	DB	5-11/174	Germantown, Md. / Our Lady of Good Counsel
41	Darrian Carmichael	Fr.-R	CB	6-0/174	Bowie, Md. / Bishop McManara
42	DeShawn Holmes	Fr.	S	5-10/175	Richmond, Va. / Highland Springs
43	Brandon Scott	Fr.-R	DE	6-5/228	Dumfries, Va. / Forest Park
44	Tyler Kirchoff	Sr.-R	RB	5-10/201	Ridgefield, Conn. / Ridgefield
45	Tyler Sullivan	Sr.-R	LB	6-0/230	Flower Mound, Texas / Flower Mound-Marcus
46	Andrew Brown	Fr.	LB	6-1/215	Forest, Va. / Jefferson Forest
46a	George Boston	Fr.-R	RB	6-1/210	Brooklyn, N.Y. / Asheville School
47	Ben Bryer	Jr.-R	FB	6-2/231	West Chester, Pa. / Malvern Prep
48	Chris Speros	Fr.-R	DB	5-11/175	Great Falls, Va. / Gonzaga College HS
49	Pierre Wynn	Sr.-R	DL	6-1/240	Hampton, Va. / Hampton
50	Jack Miller	Fr.	DE	6-3/210	Richmond, Va. / Trinity
51	Frank Howell	Sr.	LB	5-11/220	Reston, Va. / George Marshall (Catholic Univ.)
54	Jacob Ruby	Fr.	OL	6-8/290	Ontario, Canada / Medway
55	Walt Sparks	Fr.	LS/LB	6-2/225	Greensboro, N.C. / Ragsdale
62	Rashad Winston	Fr.	DT	6-1/252	Richmond, Va. / Highland Springs
65	Drew Lachenmayer	Sr.-R	OL	6-2/286	Plainsboro, N.J. / West Windsor-Plainsboro South
67	Joe Thiret	Fr.-R	OL	6-6/288	Essex Junction, Vt. / Essex
70	Kevin Westervelt	Fr.-R	OL	6-5/292	Ellicott City, Md. / Mount Hebron
71	Jimmy Speros	Fr.-R	OL	6-6/270	Great Falls, Va. / Flint Hill School
72	Jason Sakolan	Fr.-R	OL	6-5/287	Upper St. Clair, Pa. / Upper St. Clair
74	Bryan Cosgrove	Fr.	OL	6-5/250	Hawley, Pa. / Wallenpaupack
75	Mark Speir	Fr.-R	OL	6-6/280	McDonough, Ga. / Union Grove
76	Ryan Goss	Jr.-R	OL	6-5/302	Dunn Loring, Va. / George Marshall
77	Corey Jackson	Jr.-R	DL	6-2/280	Clover, Va. / Halifax
79	Kurt Schmitz	Fr.	OL	6-4/255	Haskell, N.J. / Don Bosco Prep
80	Matt Scherer	Fr.	WR	6-0/170	Potomac, Md. / Thomas S. Wootton
81	Hunter Westfall	Fr.	TE	6-6/220	Charlotte, N.C. / Myers Park
83	Sam Roller	Fr.-R	TE	6-4/230	Charlottesville, Va. / Monticello
84	Marcus Snipes	Fr.	WR	6-1/175	Severn, Md. / Meade
85	Eric Loughnane	Sr.-R	WR	6-0/180	Richboro, Pa. / Archbishop Wood
86	Parker Tuck	Fr.-R	WR	6-0/190	Glen Allen, Va. / Deep Run
87	Mike Poplaski	So.	TE	6-5/260	Mechanicsburg, Pa. / Mechanicsburg
88	Kevin Finney	Sr.-R	TE	6-6/236	Lake Bluff, Ill. / Lake Forest
89	Shawn Quezada	Sr.-R	TE	6-3/235	Raleigh, N.C. / Wakefield
90	Evan Kelly	Fr.	DL	6-2/270	Pittsburgh, Pa. / Seton La Salle Catholic
91	Addison Sadewater	Sr.-R	DL	6-3/271	Lake Bluff, Ill. / Lake Forest
92	Casey Cooley	Fr.-R	DL	6-3/254	McKinney, Texas / McKinney
93	Kerry Wynn	Sr.-R	DL	6-5/215	Louisia, Va. / Louisa County
94	Chris Shields	Jr.-R	DL	6-1/240	Virginia Beach, Va. / Ocean Lakes
95	Joey Landess	Fr.	DT	6-4/240	Dallas, Texas / Highland Park
97	Jacob Pierce	Fr.-R	DL	6-4/225	Lynchburg, Va. / Virginia Episcopal

2010 Team Information

Total No. of Starters Returning: 7

Offense: 3

.....WR - Tre Gray
WR - Kevin Grayson
OL - Drew Lachenmayer

Defense: 4

.....LB - Eric McBride
DL - Martin Parker
DB - Justin Rogers
LB - Patrick Weldon

Special Teams: 0

Total No. of Starters Lost: 16

Offense: 7

.....QB - Eric Ward
OL - Jared Decker
OL - Matt McCracken
OL - Chris Kondorossy
OL - Michael Silva
TE - William Bischoff
RB - Justin Forte (RB)

Defense: 7

.....DL - Nick Battle
DB - Derek Hatcher
DB - Michael Ireland
LB - Collin McConaghy
DL - Parker Miles
DL - Pierre Turner
DB - Seth Williams

Special Teams: 2

.....K - Andrew Howard
P - Brett Weigand

Total No. of Letterwinners Returning: 45

Offense: 21

Defense: 22

Special Teams: 2

Total No. of Letterwinners Lost: 27

Offense: 13

Defense: 11

Special Teams: 3

NOTE: Special Teams include kickers and punters only.

**Richmond Head Coach
Latrell Scott**

2010 CAA Football

2009 Richmond Spiders Review

2009 Game-By-Game

Date	Time	Opponent	UR				OPP				Offense				Defense			
			Att.	SN	Coach	SN	Coach	Run	Pass	Total	Passes	TO	Run	Pass	Total	Passes	TO	
S5	W 24-16	at Duke	33311	2	2			125	157	282	13-24-0	0	19	350	369	34-55-0	0	
S12	W 16-15	at Delaware [tv]	20800	1	1	rv	rv	59	247	306	22-33-2	3	87	167	254	15-31-1	1	
S19	W 47-0	Hofstra	7511	1	1	rv	rv	213	165	378	12-19-0	0	13	186	199	18-27-0	4	
S26	W 38-28	VMI	7554	1	1			154	394	548	28-39-1	3	184	141	325	9-14-0	0	
O10	W 21-17	at James Madison [tv]	16098	1	1	13	12	99	165	264	16-26-0	0	126	155	281	10-21-2	3	
O17	W 38-21	at Maine [tv]	6087	1	1	rv		229	108	337	12-21-1	3	-2	327	325	35-58-2	2	
O24	W 34-12	Massachusetts	8214	1	1	14	16	184	52	236	8-20-1	1	62	215	277	21-48-6	7	
O31	W 42-114	at Towson	4396	1	1			243	177	420	11-14-0	2	80	84	164	10-19-1	2	
N7	L 20-21	Villanova [tv]	11667	1	1	4	4	86	297	383	23-38-3	3	79	282	361	22-35-1	1	
N14	W 49-10	at Georgetown	2312	4	4			250	207	457	16-27-1	1	59	120	179	16-34-1	3	
N21	W 13-10	William and Mary [tv]	17527	4	4	5	5	18	221	239	24-36-1	1	65	209	274	17-36-2	2	
N28	W 16-13	Elon	6143	4	4	9	9	260	140	400	14-26-3	3	27	309	336	25-44-0	0	
D5	L 31-35	Appalachian State [tv]	7272	4	4	5	5	145	202	347	17-31-0	0	228	216	444	21-33-0	1	

Individual Passing

Name	GP	Effic	Att-Cmp-Int	Pct	Yds	TD	Long	Avg/G
Eric Ward	13	132.95	206-331-10	62.2	2396	16	53	184.3
John Laub	5	95.82	9-18-1	50.0	122	0	42	24.4
Kevin Grayson	13	8.80	1-2-1	50.0	14	0	14	1.1
TEAM	9	0.00	0-2-0	0.0	0	0	0	0.0
Donte Boston	13	-200.00	0-1-1	0.0	0	0	0	0.0
Total.....	13	128.67	216-354-13	61.0	2532	16	53	194.8
Opponents.....	13	110.42	253-455-16	55.6	2761	15	60	212.4

Individual Rushing

Name	GP	Att	Gain	Loss	Net	Avg	TD	Long	Avg/G
Justin Forte	13	228	1112	55	1057	4.6	6	38	81.3
Eric Ward	13	103	497	137	360	3.5	4	74	27.7
Garrett Wilkins	13	61	292	10	282	4.6	2	57	21.7
Tyler Kirchoff	13	45	199	9	190	4.2	4	14	14.6
Kendall Gaskins	13	38	97	4	93	2.4	6	10	7.2
John Laub	5	8	82	0	82	10.2	1	18	16.4
Kevin Grayson	13	3	28	0	28	9.3	0	15	2.2
Ben Keating	13	14	28	0	28	2.0	5	6	2.2
Ben Bryer	2	2	18	0	18	9.0	0	10	9.0
J'Nnamdi Smaugh	7	2	10	0	10	5.0	0	6	1.4
Chris Hurlburt	1	1	3	0	3	3.0	0	3	3.0
Tre Gray	13	4	5	23	-18	-4.5	0	3	-1.4
TEAM	9	11	0	68	-68	-6.2	0	0	-7.6
Total.....	13	520	2371	306	2065	4.0	28	74	158.8
Opponents.....	13	376	1335	308	1027	2.7	10	66	79.0

Individual Receiving

Name	GP	No	Yds	Avg	TD	Long	Avg/G
Tre Gray	13	51	713	14.0	4	44	54.8
Kevin Grayson	13	48	545	11.4	2	43	41.9
Donte Boston	13	33	494	15.0	4	53	38.0
Jordan Mitchell	13	23	239	10.4	0	34	18.4
Garrett Wilkins	13	17	100	5.9	0	34	7.7
Justin Forte	13	10	105	10.5	0	26	8.1
Ben Keating	13	10	68	6.8	2	12	5.2
William Bischoff	13	9	70	7.8	1	22	5.4
Max Prokell	12	7	128	18.3	2	32	10.7
Kevin Finney	12	3	40	13.3	0	19	3.3
Tyler Kirchoff	13	2	3	1.5	0	4	0.2
Eric Ward	13	1	14	14.0	0	14	1.1
Kendall Gaskins	13	1	10	10.0	1	10	0.8
Jonathan Mayfield	11	1	3	3.0	0	3	0.3
Total.....	13	216	2532	11.7	16	53	194.8
Opponents.....	13	253	2761	10.9	15	60	212.4

Team Statistics

	Richmond	Opponent
SCORING	389	212
Points Per Game	29.9	16.3
FIRST DOWNS	259	200
Rushing	131	67
Passing	116	117
Penalty	12	16
RUSHING YARDAGE	2065	1027
Yards gained rushing	2371	1335
Yards lost rushing	306	308
Rushing Attempts	520	376
Average Per Rush	4.0	2.7
Average Per Game	158.8	79.0
TDs Rushing	28	10
PASSING YARDAGE	2532	2761
Comp-Att-Int	216-354-13	253-455-16
Average Per Pass	7.2	6.1
Average Per Catch	11.7	10.9
Average Per Game	194.8	212.4
TDs Passing	16	15
TOTAL OFFENSE	4597	3788
Total Plays	874	831
Average Per Play	5.3	4.6
Average Per Game	353.6	291.4
KICK RETURNS: #-Yards	46-843	72-1302
PUNT RETURNS: #-Yards	32-391	19-99
INT RETURNS: #-Yards	16-300	13-44
KICK RETURN AVERAGE	18.3	18.1
PUNT RETURN AVERAGE	12.2	5.2
INT RETURN AVERAGE	18.8	3.4
FUMBLES-LOST	13-7	19-10
PENALTIES-Yards	56-510	60-523
Average Per Game	39.2	40.2
PUNTS-Yards	51-1812	76-2773
Average Per Punt	35.5	36.5
Net punt average	33.6	29.2
TIME OF POSSESSION/Game	33:14	26:46
3RD-DOWN Conversions	70/171	63/189
3rd-Down Pct	41%	33%
4TH-DOWN Conversions	12/23	12/26
4th-Down Pct	52%	46%
SACKS BY-Yards	21-141	18-123
MISC YARDS	0	0
TOUCHDOWNS SCORED	50	26
FIELD GOALS-ATTEMPTS	13-22	8-15
ON-SIDE KICKS	0-0	1-1
RED-ZONE SCORES	47-62 76%	21-30 70%
RED-ZONE TOUCHDOWNS	38-62 61%	15-30 50%
PAT-ATTEMPTS	44-46 96%	24-25 96%
ATTENDANCE	65888	83004
Games/Avg Per Game	7/9413	6/13834
Neutral Site Games		0/0


Individual Defensive Leaders

Name	GP	-----Tackles-----			TFL/Yds	-Sacks-	-----Pass Def-----		---Fumbles---		Blkd Kick	Saf
		Solo	Ast	Total			Int-Yds	BrUp	FR-Yds	FF		
6 Collin McConaghy	13	39	58	97	5.5-20	0.5-7	1-2	3	.	1	.	.
39 Patrick Weldon	13	49	45	94	5.5-14	1.0-9	2-72	5	.	1	.	.
31 Eric McBride	13	36	57	93	3.5-13	1.0-5	.	4	4-44	3	.	.
99 Martin Parker	13	29	46	75	15.5-53	6.5-38	.	1	.	2	.	.
24 Seth Williams	13	32	26	58	2.0-4	.	1-0	7
98 Parker Miles	13	14	35	49	4.0-22	1.5-18	2-20	3	.	.	1	.
18 Michael Ireland	12	25	24	49	2.5-5	.	3-115	4
23 Tremayne Graham	13	22	16	38	3.5-10	1.0-6	2-47	4
93 Nicholas Battle	11	12	21	33	6.5-36	3.5-27	.	3	1-0	2	1	.
26 Darryl Hamilton	13	16	16	32	2.0-7	.	1-33	2	.	1	.	.
Total.....	13	404	495	899	73-257	21-141	16-300	47	10-44	13	4	1
Opponents.....	13	-	-	-	-	18-123	13-44	29	6-0	9	2	3

2010 CAA Football




Tremayne Dameron



Jeremy Gardner



Yaky Ibia



Hakeem Moore

Towson Tigers

Quick Facts

Location	Towson, Md.
Enrollment	21,111
Nickname	Tigers
Colors	Black, White & Gold
Website	www.towsonigers.com
Stadium	Minnegan Field at Johnny Unitas Stadium
Stadium Capacity	11,198
Stadium Surface	Artificial Grass
President	Dr. Robert Caret
Athletics Director	Mike Hermann
Head Coach	Rob Ambrose
Head Coach Alma Mater, Year	Towson, 1993
Football Contact	Dan O'Connell, Associate Director/Media Relations
Football Contact Office Phone	410-704-3102
Lettermen Returning/Lost	51/16
Offensive Starters Returning/Lost	7/4
Defensive Starters Returning/Lost	9/2
2010 Fall Camp Reporting Date	August 4



TIGERS HEAD COACH
ROB AMBROSE
1 SEASON (2009)

Collegiate Overall Record (Years)	5-16 (2 years)
Record at CAA Football Schools (Years)	2-9 (1 year)
Record in CAA Football Games (Years)	1-7 (1 year)

Towson Coaching Staff

Matt Hachmann	Defensive Coordinator
John Donatelli	Offensive Line
Jared Ambrose	Tight Ends
John Kaleo	Quarterbacks
James Vollono	Running Backs/Special Teams Assistant
Guilian Gary	Wide Receivers
Brian Fleury	Secondary/Special Teams
Derrick Johnson	Cornerbacks
Canute Curtis	Defensive Line
Konstantinos Kosmakos	Defensive Line Assistant

2009 Results -- 2-9, 1-7 CAA

Home Stadium: Unitas Stadium (11,198)

Home: 1-4	Away: 1-5	vs. Division: 0-5	vs. Top 25 (SN): 0-5
Total Home Attendance: 31,415		Average Home Attendance: 6,283	
Sept. 5	{rv/-} at Northwestern [B10]	L 14-47	17,857
Sept. 19	Coastal Carolina	W 21-17	7,628
Sept. 26	at Morgan State	L 9-12	4,307
Oct. 3	New Hampshire [CSN-MA/CSN-NE/CSN-P] {6/7}	L 7-57	8,026
Oct. 10	at Rhode Island	W 36-28	3,314
Oct. 17	Delaware {23/rv}	L 21-49	6,026
Oct. 24	at Northeastern	L 7-27	1,920
Oct. 31	Richmond {1/1}	L 14-42	4,396
Nov. 7	at William and Mary {5/5}	L 0-31	8,037
Nov. 14	Villanova {3/3}	L 7-49	5,339
Nov. 21	at James Madison (rv/rv)	L 12-43	13,138

CAA Team's Coaches & Sports Network Rankings listed prior to Opponent/Opponent's Coaches & Sports Network Rankings listed after Opponent at time game was played

2010 Schedule

Date	Opponent	Location	Series Record
Sept. 2	at Indiana	Bloomington, Ind.	First Meeting
Sept. 11	COASTAL CAROLINA	Towson, Md.	1-1
Sept. 18	*at Villanova	Villanova, Pa.	2-4
Sept. 25	at Columbia	New York, N.Y.	1-2
Oct. 2	*MASSACHUSETTS	Towson, Md.	0-2
Oct. 9	*JAMES MADISON	Towson, Md.	5-16-1
Oct. 16	OPEN		
Oct. 23	*at Richmond	Richmond, Va.	2-4
Oct. 30	*RHODE ISLAND	Towson, Md.	5-5
Nov. 6	*at Delaware	Newark, Del.	4-7
Nov. 13	*MAINE	Towson, Md.	3-5
Nov. 20	*at New Hampshire	Durham, N.H.	0-6

2010 CAA Football

Towson Tigers' All-Star Candidates



TREMAYNE DAMERON
KING GEORGE, VA.
KING GEORGE HIGH SCHOOL

RB	5-11	185	SO
----	------	-----	----

YEAR	GP	No.	Yds	TD	Long	Avg/G	Avg/C
2009	11	177	588	8	35	53.45	3.32
Career	11	177	588	8	35	53.45	3.32

- Tigers' leading rusher in 2009 with 588 yards on 177 carries
- Averaged 53.5 yards per game, 10th in CAA Football
- Scored team high eight touchdowns, ranked seventh in CAA Football
- Ran for career high 126 yards on 28 carries at Morgan State
- Led Tigers to win at Rhode Island by scoring three touchdowns
- Accounted for 145 all-purpose yards in win over Coastal Carolina, rushing for 84 yards on 21 carries and catching seven passes for 61 yards
- Rushed for 67 yards and scored two touchdowns in season finale at James Madison



YAKY IBIA
RESTON, VA.
SOUTH LAKES HIGH SCHOOL

DL	6-2	285	SR
----	-----	-----	----

YEAR	GP	S-A-Tackles	SK/TFL	Int	PBU	FF/FR
2007	11	4-11-15	0.0/0.0	0	0	0/0
2008	12	9-18-27	0.0/3.5	0	0	1/0
2009	10	19-33-52	2.5/11.5	0	0	1/0
Career	33	32-62-94	2.5/15.0	0	0	2/0

- Two-year starter at defensive tackle named to the FCS Academic All-Star Team by FCS Athletic Directors Association and the CoSIDA Academic All-America District 2 University Division team
- Made 52 tackles in 10 games in 2009, seventh on team
- Led Tigers with 11.5 tackles for lost yardage
- Ranked 10th in CAA Football in tackles for lost yardage
- Ranked ninth among CAA Football defensive linemen in tackles per game
- Had career high seven tackles in win over Coastal Carolina
- Matched career high with seven tackles at Morgan State, including 2.5 tackles for lost yardage
- Has made 94 tackles in career with 15 tackles for lost yardage



JEREMY GARDNER
SPOTSYLVANIA, VA.
COURTLAND HIGH SCHOOL

DB	5-10	187	SR
----	------	-----	----

YEAR	GP	S-A-Tackles	SK/TFL	Int	PBU	FF/FR
2007	8	18-12-30	0.0/1.0	1	4	0/0
2008	11	20-10-30	0.0/0.0	0	3	0/0
2009	11	36-28-64	0.0/1.5	1	4	0/1
Career	30	74-50-124	0.0/2.5	2	11	0/1

- Three-year starter at cornerback for the Tigers, who has started all 30 games of career
- Made 64 tackles in 2009, third on the team and eighth among CAA Football defensive backs in tackles
- Broke up four passes to lead the Tigers
- Made career high 12 tackles against Delaware
- Had 10 tackles at William and Mary
- Helped Tigers to win over Coastal Carolina with eight tackles and an interception
- Has made 124 career tackles with two interceptions
- Has returned eight kickoffs in career for a 17.6 average



HAKEEM MOORE
FREDERICKSBURG, VA.
COURTLAND HIGH SCHOOL

WR	6-0	165	SR
----	-----	-----	----

YEAR	GP	No.	Yds	TD	Long	Avg/G	Avg/C
2007	1	4	25	0	10	25.00	6.25
2008	12	45	527	1	42	43.92	11.71
2009	9	28	286	1	78	31.78	10.21
Career	22	77	838	2	78	38.09	10.88

- Tied for team lead with 28 catches for 286 yards and one touchdown in 2009
- Tigers' top kickoff return specialist who finished fourth in CAA Football with a 22.5 average in 2009
- Led Tigers in all-purpose yardage for second-straight year with 1,046 yards
- Ranked third in CAA by averaging 116.2 all-purpose yards per game in 2009
- Caught four passes for 91 yards at URI and returned two kickoffs for 130 yards
- Tigers' second-leading receiver as a sophomore with 45 receptions for 527 yards and one TD
- Has been hurt by injuries in career, missing entire 2007 season and first two games of 2009 season

2010 CAA Football



Towson Tigers By The Numbers...

2010 Spring Roster

No.	Name	Pos.	Cl.	Ht./Wt.	HS/Hometown
2	Danny Collins	LB	Jr.	6-1/208	Council Rock H.S./Newtown, Pa.
3	Raymond White	DB	Sr.	6-0/200	Snow Hill H.S./Salisbury, Md.
4	Chris Patterson	WR	Jr.	6-0/202	Northwest H.S./Germantown, Md.
6	Hakeem Moore	LB	Sr.	5-11/168	Courtland H.S./Fredericksburg, Va.
7	Peter Athens	QB	So.	6-1/200	Huntingtown H.S./Huntingtown, Md.
8	Nick Oates	DB	Jr.	6-0/188	Springbrook H.S./Silver Spring, Md.
9	Josh McCants	DB	Jr.	6-0/210	Gaithersburg H.S./Rockville, Md.
10	Brian Potts	QB	So.	6-4/215	Caravel Academy/Middletown, Del.
12	Tommy Chroniger	ATH	So.	6-1/195	DeMatha H.S./Crofton, Md.
14	Chris Hart	QB	Jr.	6-2/210	Georgia Military College/Bradenton, Fla.
15	Dominique Booker	WR	So.	5-11/180	Hermitage H.S./Richmond, Va.
16	Erron Banks	RB	So.	6-1/170	Bound Brook H.S./Bound Brook, N.J.
18D	Romale Tucker	DE	So.	6-4/238	Balloon H.S./Washington, D.C.
18O	Jeremy Jayne	QB	Sr.	6-0/203	Abington Heights/Clarks Summit, Pa.
20	Jordan Dangerfield	DB	So.	5-11/185	Palm Beach HS/Royal Palm Beach, Fla.
21D	Justin Carr	DB	So.	5-11/170	Hermitage H.S./Richmond, Va.
21O	Tom Ryan	WR	So.	6-3/190	Father Judge H.S./Philadelphia, Pa.
22	Las Lee Rouson	RB	Sr.	5-10/225	Hun School/Flanders, N.J.
23	Trevor Walker	RB	So.	5-10/180	The Pennington School/Bensalem, Pa.
25	Jeremy Gardner	DB	Sr.	5-10/187	Courtland H.S./Spotsylvania, Va.
26	Ollie Thomas	DB	Sr.	5-8/190	Potomac H.S./Oxon Hill, Md.
27	Frank Beltre	DE	So.	6-3/215	Randolph H.S./Randolph, N.J.
28	Donte Blakey	LB	Sr.	6-0/230	Milton Hershey H.S./Lebanon, Pa.
29	Chris Sheahin	DB-LS	Sr.	6-1/195	Sherwood H.S./Brookville, Md.
30	Nygee Carmichael	RB	Fr.-R	5-7/170	Gwynn Park H.S./Waldorf, Md.
31	Braxton Shelton	WR	Jr.	5-8/160	Friendly H.S./Fort Washington, Md.
33	Darius Hill	LB	So.	6-1/210	Springbrook H.S./Silver Spring, Md.
34	Tremayne Dameron	RB	So.	5-11/185	King George H.S./King George, Va.
35	B.J. Greening	RB	Fr.-R	5-11/190	Calvert H.S./Saint Leonard, Md.
36	Nick Wallace	P-PK	Sr.	5-9/195	Riverbend H.S./Fredericksburg, Va.
37	Ryan Bonheyo	LB	Fr.-R	6-2/215	Maryland School for Deaf/Frederick, Md.
39	John Barr	RB	Fr.-R	5-10/175	Leonardtown H.S./Leonardtown, Md.
40	Dwayne Price	DB	So.	5-9/175	Friendly H.S./Fort Washington, Md.
41	Jalan Dudley	LB	Jr.	6-3/240	Baltimore Poly H.S./Baltimore, Md.
43	Paul Stefank	FB	Jr.	6-1/230	Penn-Trafford H.S./Twin, Pa.
44	Tyler Wharton	FR	Jr.	6-1/220	Allegheny H.S./LoVale, Md.
45	Ben Chroniger	DE	So.	6-1/225	DeMatha H.S./Crofton, Md.
46	Doug Shaw	OG	Fr.	6-1/225	Loyola Blakefield H.S./Woodbine, Md.
48	Billy Stup	FB	So.	6-2/230	Tuscarora H.S./Frederick, Md.
49	Ryan Hanley	TE	Sr.	6-2/248	West Orange H.S./West Orange, N.J.
50	Renard Husey	DE	Fr.-R	6-4/247	Willingsboro H.S./Willingsboro, N.J.
52	Danzel White	LB	So.	6-1/208	C.D. Hylton H.S./Manassas, Va.
53	Brian Boateng-Botwe	LB	So.	6-1/232	Gaithersburg H.S./Burtonville, Md.
55	Marcus Valentine	DT	Jr.	6-2/274	Winslow Twp. H.S./Sicklerville, N.J.
56	Ryan Phillips	LB	Fr.-R	6-1/210	Seneca Valley H.S./Germantown, Md.
57	Charles Johnson	OG	Fr.-R	6-2/275	Baltimore Poly H.S./Baltimore, Md.
58	Todd Cox	LB	So.	6-2/225	Lingamore H.S./New Market, Md.
59	Jamie Smith	LB	So.	6-1/230	Dulaney H.S./Timonium, Md.
62	Randall Harris	OG	Fr.-R	6-4/270	DuVal H.S./Lanham, Md.
63	Jamie Caldwell	OT	Fr.-R	6-2/280	Briar Woods H.S./Ashburn, Va.
64	Yaky Ibia	DT	Sr.	6-2/295	South Lakes H.S./Reston, Va.
65	Chris Ritter	OG	Sr.	6-3/275	Fort Hill H.S./Gumbetland, Md.
66	Dan Hurley	OG	Jr.	6-2/275	Bishop Ahl H.S./Colonia, N.J.
68	Colin Bass	OC-OG	So.	6-6/256	Thomas Johnson H.S./Frederick, Md.
70	Anthony Davis	OT	Fr.-R	6-3/300	Clover Hill H.S./Richmond, Va.
71	Eric Pike	OT	Fr.-R	6-5/270	DuVal H.S./Landover, Md.
72	Chuck Taylor	OG	Sr.	6-3/345	Hamilton West H.S./Hamilton, N.J.
73	Steve Jordan	OC	Sr.	6-3/280	Central York H.S./York, Pa.
74	Henry Glackin	OT	Jr.	6-6/265	Solanco H.S./Quarryville, Pa.
75	Derek Cardaci	OT	Jr.	6-4/265	St. Augustine Prep/Cape May, N.J.
77	John Esposito	OG-OT	So.	6-5/300	Hanover Park HS/Floorham Park, N.J.
79	Ben Hunolt	OT	Jr.	6-5/252	Innwood Ridge/Tucson, Ariz.
81	Alex Blake	WR	So.	6-1/180	Friendly H.S./Fort Washington, Md.
82	Justin Harris	WR	Jr.	5-10/173	Centennial H.S./Ellicott City, Md.
83	Daniel Vaughn	TE	Fr.	6-3/235	Oscar F. Smith H.S./Chesapeake, Va.
87	Eric Hart	Fr.-R	PK-P	5-8/165	John Carroll H.S./Pylesville, Md.
91	Mike Evans	TE	So.	6-6/230	Reservoir H.S./Fulton, Md.
92	Matt Morgan	DE	So.	6-3/232	Horseheads H.S./Horseheads, N.Y.
93	Mike Hurley	DT	So.	6-3/250	Old Tappan H.S./Old Tappan, N.J.
94	Armen Melikian	OT	Jr.	6-3/250	Charles Jordan H.S./Durham, N.C.
95	Arnold Farmer	DT	Fr.-R	6-1/308	Baltimore Poly H.S./Baltimore, Md.
96	Tony Zaccarelli	TE	So.	6-3/230	Westlake H.S./LaPlata, Md.
99	Rob Osborne	DT	Jr.	6-0/270	Clarksburg H.S./Germantown, Md.

2010 Team Information

Total No. of Starters Returning: 16

Offense: 7

- QB - Peter Athens
- TB - Tremayne Dameron
- OL - Henry Glackin
- OL - Steve Jordan
- WR - Hakeem Moore
- OL - Chris Ritter
- OL - Chuck Taylor

Defense: 9

- DL - Frank Beltre
- DB - Danny Collins
- DB - Jeremy Gardner
- DL - Yaky Ibia
- DB - Ollie Thomas
- LB - Romale Tucker
- DL - Marcus Valentine
- LB - Danzel White
- DB - Raymond White

Special Teams: 0

Total No. of Starters Lost: 8

Offense: 4

- OL - Dan Bridges
- WR - Casey Cegles
- TE - John Godlasky
- WR - Dave Newsom

Defense: 2

- LB - Alex Butt
- DL - Brady Smith

Special Teams: 2

- PK - Marc Magas
- P - Bill Shears

Total No. of Letterwinners Returning: 51

Offense: 26

Defense: 25

Special Teams: 0

Total No. of Letterwinners Lost: 16

Offense: 11

Defense: 3

Special Teams: 2

NOTE: Special Teams include kickers and punters only.

**Towson Head Coach
Rob Ambrose**



2010 CAA Football

2009 Towson Tigers Review

2009 Game-By-Game

Date	Time	Opponent	Att.	TOW		OPP		Run	Pass	Offense Total	Passes	TO	Run	Pass	Defense		TO
				SN	Coach	SN	Coach								Total	Passes	
S5	L 14-47	at Northwestern [tv]	17857	rv				65	140	205	15-27-2	2	221	264	485	16-22-1	1
S19	W 21-17	Coastal Carolina	7628					138	177	315	17-25-3	3	94	295	389	20-34-2	2
S26	L 9-12	at Morgan State	4307					196	148	344	11-32-2	3	33	128	161	14-21-0	1
O3	L 7-57	New Hampshire [tv]	8026		6	7		94	107	201	9-29-6	8	136	149	285	12-20-0	1
O10	W 36-28	at Rhode Island	3314					135	188	323	11-21-2	2	166	163	329	11-20-0	3
O17	L 21-49	Delaware	6026		23	rv		231	91	322	9-26-2	2	204	127	331	9-16-0	2
O24	L 7-27	at Northeastern	1920					8	202	210	15-42-5	5	233	92	325	12-18-0	1
O31	L 14-42	Richmond	4396		1	1		80	84	164	10-19-1	2	243	177	420	11-14-0	2
N7	L 0-31	at William and Mary	8037		5	5		72	129	201	15-29-2	3	147	249	396	17-30-0	0
N14	L 7-49	Villanova	5339		3	3		48	177	225	21-33-1	1	282	148	430	11-14-0	1
N21	L 12-43	at James Madison	13138		rv	rv		84	168	252	20-34-1	3	212	259	471	14-21-3	4

Individual Passing

Name	GP	Effic	Att-Cmp-Int	Pct	Yds	TD	Long	Avg/G
Peter Athens	6	100.75	59-112-12	52.7	691	6	78	115.2
Brian Potts	5	85.88	45-79-5	57.0	391	0	38	78.2
Jeremy Jayne	3	93.71	27-53-3	50.9	302	1	67	100.7
Tommy Chroniger	11	57.94	19-50-6	38.0	183	2	32	16.6
Blair Peterson	4	42.69	3-11-1	27.3	44	0	36	11.0
TEAM	6	0.00	0-2-0	0.0	0	0	0	0.0
Total.....	11	85.72	153-308-27	49.7	1611	9	78	146.5
Opponents.....	11	162.30	147-230-6	63.9	2051	20	72	186.5

Team Statistics

	Towson	Opponent
SCORING	148	402
Points Per Game	13.5	36.5
FIRST DOWNS	149	192
Rushing	62	103
Passing	71	81
Penalty	16	8
RUSHING YARDAGE	1151	1971
Yards gained rushing	1471	2270
Yards lost rushing	320	299
Rushing Attempts	381	476
Average Per Rush	3.0	4.1
Average Per Game	104.6	179.2
TDs Rushing	12	24
PASSING YARDAGE	1611	2051
Comp-Att-Int	153-308-27	147-230-6
Average Per Pass	5.2	8.9
Average Per Catch	10.5	14.0
Average Per Game	146.5	186.5
TDs Passing	9	20
TOTAL OFFENSE	2762	4022
Total Plays	689	706
Average Per Play	4.0	5.7
Average Per Game	251.1	365.6
KICK RETURNS: #-Yards	60-1212	34-880
PUNT RETURNS: #-Yards	16-98	20-99
INT RETURNS: #-Yards	6-101	27-407
KICK RETURN AVERAGE	20.2	25.9
PUNT RETURN AVERAGE	6.1	4.9
INT RETURN AVERAGE	16.8	15.1
FUMBLES-LOST	17-7	15-12
PENALTIES-Yards	62-537	68-563
Average Per Game	48.8	51.2
PUNTS-Yards	56-1984	45-1513
Average Per Punt	35.4	33.6
Net punt average	32.9	30.1
TIME OF POSSESSION/Game	29:01	30:58
3RD-DOWN Conversions	45/154	64/151
3rd-Down Pct	29%	42%
4TH-DOWN Conversions	10/30	14/23
4th-Down Pct	33%	61%
SACKS BY-Yards	19-130	24-156
MISC YARDS	0	0
TOUCHDOWNS SCORED	21	52
FIELD GOALS-ATTEMPTS	2-5	10-10
ON-SIDE KICKS	1-1	0-0
RED-ZONE SCORES	18-26 69%	35-40 88%
RED-ZONE TOUCHDOWNS	16-26 62%	28-40 70%
PAT-ATTEMPTS	16-20 80%	50-51 98%
ATTENDANCE	31415	48573
Games/Avg Per Game	5/6283	6/8096
Neutral Site Games		0/0

Individual Rushing

Name	GP	Att	Gain	Loss	Net	Avg	TD	Long	Avg/G
Tremayne Dameron	11	177	616	28	588	3.3	8	35	53.5
Dominique Booker	9	55	250	32	218	4.0	1	23	24.2
Tommy Chroniger	11	59	217	63	154	2.6	2	71	14.0
Peter Athens	6	31	197	65	132	4.3	1	35	22.0
Brian Potts	5	21	85	44	41	2.0	0	14	8.2
B.J. Greening	1	9	35	0	35	3.9	0	13	35.0
Paul Stefanik	11	5	18	0	18	3.6	0	6	1.6
David Newsom	10	2	12	0	12	6.0	0	7	1.2
Blair Peterson	4	4	15	11	4	1.0	0	11	1.0
Damien Kinchen	6	3	5	2	3	1.0	0	5	0.5
Brady Smith	11	1	3	0	3	3.0	0	3	0.3
Alex Blake	11	1	3	0	3	3.0	0	3	0.3
Hakeem Moore	9	4	8	6	2	0.5	0	5	0.2
Tony Zaccarelli	7	1	0	1	-1	-1.0	0	0	-0.1
Jeremy Jayne	3	5	7	21	-14	-2.8	0	4	-4.7
TEAM	6	3	0	47	-47	-15.7	0	0	-7.8
Total.....	11	381	1471	320	1151	3.0	12	71	104.6
Opponents.....	11	476	2270	299	1971	4.1	24	82	179.2


Individual Receiving

Name	GP	No	Yds	Avg	TD	Long	Avg/G
Hakeem Moore	9	28	286	10.2	1	78	31.8
Casey Cegles	11	28	273	9.8	0	32	24.8
David Newsom	10	27	375	13.9	3	67	37.5
Tremayne Dameron	11	19	105	5.5	0	19	9.5
Tom Ryan	10	18	190	10.6	0	36	19.0
John Godlasky	9	11	130	11.8	3	27	14.4
Erron Banks	11	6	111	18.5	0	38	10.1
Alex Blake	11	6	71	11.8	1	27	6.5
Dominique Booker	9	3	29	9.7	0	17	3.2
Paul Stefanik	11	3	13	4.3	0	9	1.2
Tyler Wharton	11	2	6	3.0	0	4	0.5
Tony Zaccarelli	7	1	13	13.0	1	13	1.9
Tamba Tongu	8	1	9	9.0	0	9	1.1
Total.....	11	153	1611	10.5	9	78	146.5
Opponents.....	11	147	2051	14.0	20	72	186.5

Individual Defensive Leaders

Name	GP	-----Tackles-----			TFL/Yds	-Sacks- No-Yds	-----Pass Def-----		---Fumbles---		Blkd Kick	Saf
		Solo	Ast	Total			Int-Yds	BrUp	FR-Yds	FF		
52 Danzel White	10	40	65	105	4.5-9	.	.	1	2-5	.	.	.
2 Danny Collins	11	35	31	66	1.5-1	.	1-11	3	2-0	2	.	.
25 Jeremy Gardner	11	36	28	64	1.5-6	.	1-38	4	1-0	.	.	.
95 Brady Smith	11	32	31	63	10.5-51	4.0-23	.	1	2-0	.	.	.
47 Alex Butt	10	28	33	61	6.5-17	1.0-6	.	1	.	2	.	.
18 Romale Tucker	11	17	37	54	6.0-27	2.5-19	.	.	.	2	.	.
64 Yaky Ibia	10	19	33	52	11.5-45	2.5-20	.	.	.	1	.	.
3 Raymond White	11	20	28	48	1.5-4	0.5-1	3-52	1	1-0	.	.	.
26 Ollie Thomas	11	26	21	47	4.5-7	.	.	3	1-33	.	.	.
27 Frank Beltre	11	20	23	43	6.0-33	2.0-20
Total.....	11	382	448	830	70-259	19-130	6-101	21	12-38	9	1	.
Opponents.....	11	-	-	-	-	24-156	27-407	40	7-72	11	6	2

2010 CAA Football




Ben Ijalana



Matt Szczur



Terence Thomas



Chris Whitney

Villanova Wildcats

Quick Facts

Location	Villanova, Pa.
Enrollment	6,240
Nickname	Wildcats
Colors	Blue & White
Website	www.villanova.com
Stadium	Villanova Stadium
Stadium Capacity	12,000
Stadium Surface	Artificial Grass
President	Rev. Peter M. Donohue, OSA
Athletics Director	Vince Nicastro
Head Coach	Andy Talley
Head Coach Alma Mater, Year	Southern Connecticut, 1967
Football Contact	Dean Kenefick, Associate Athletics Director/Communications
Football Contact Office Phone	610-519-6514
Lettermen Returning/Lost	31/10
Offensive Starters Returning/Lost	8/3
Defensive Starters Returning/Lost	7/4
2010 Fall Camp Reporting Date	TBD



WILDCATS HEAD COACH
ANDY TALLEY
25 SEASONS (1985-2009)

Collegiate Overall Record (Years)	207-120-2 (30 years)
Record at CAA Football Schools (Years)	179-102-1 (25 years)
Record in CAA Football Games (Years)	107-72 (25 years)

Villanova Coaching Staff

Mark Ferrante	Assistant Head Coach/Offensive Line
Sam Venuto	Offensive Coordinator/Quarterbacks
Mark Reardon	Defensive Coordinator/Secondary
Brian Flinn	Wide Receivers/Recruiting Coordinator
Billy Crocker	Defensive Line
Darrius Smith	Running Back/ Tight Ends
Clint Wiley	Linebackers/Special Teams Coordinator
David Riede	Cornerbacks/Coordinator of Football Recruiting
Nick Kray	Offensive Assistant
Bill McCarthy	Defensive Assistant

2009 Results -- 14-1, 7-1 CAA

Home Stadium: Villanova Stadium (12,000)

Home: 8-0	Away: 5-1	vs. Division: 5-0	vs. Top 25 (SN): 8-1
Total Home Attendance: 56,888		Average Home Attendance: 7,111	
Sept. 3	{5/5} at Temple	W 27-24	27,759
Sept. 12	{3/3} Lehigh [FCSA/WFMZ]	W 38-17	8,811
Sept. 19	{2/2} at Penn [TCN] {rv/-}	W 14-3	14,876
Sept. 26	{2/2} Northeastern [TCN/CSN-NE]	W 56-7	11,119
Oct. 3	{2/2} William and Mary [VS] {5/5}	W 28-17	8,217
Oct. 10	{2/2} at New Hampshire {5/5}	L 24-28	14,811
Oct. 17	{6/6} at James Madison [TCN] {16/16}	W 27-0	16,037
Oct. 24	{4/4} Rhode Island	W 36-7	5,517
Nov. 7	{4/4} at Richmond [CSN-MA/CSN-NE/CSN-P] {1/1}	W 21-20	11,667
Nov. 14	{3/3} at Towson	W 49-7	5,339
Nov. 21	{2/3} Delaware [TCN/CSN-NE] {25/rv}	W 30-12	12,073
Nov. 28	{2/3} Holy Cross {17/19}	W 38-28	4,319
Dec. 5	{2/3} New Hampshire [ESPNGP/E360] {10/10}	W 46-7	2,661
Dec. 11	{2/3} William and Mary [ESPN2/ESPN2HD/E360] {6/6}	W 14-13	4,171
Dec. 18	{2/3} vs. Montana [ESPN2/ESPN2HD/E360] {3/1}	W 23-21	14,328

CAA Team's Coaches & Sports Network Rankings listed prior to Opponent/Opponent's Coaches & Sports Network Rankings listed after Opponent at time game was played

2010 Schedule

Date	Opponent	Location	Series Record
Sept. 3	at Temple	Philadelphia, Pa.	15-12-2
Sept. 11	at Lehigh	Bethlehem, Pa.	6-5
Sept. 18	*TOWSON	Villanova, Pa.	4-2
Sept. 25	PENN	Villanova, Pa.	9-5
Oct. 2	*at William and Mary	Williamsburg, Va.	13-14-1
Oct. 9	OPEN		
Oct. 16	*at Maine	Orono, Maine	6-7
Oct. 23	*JAMES MADISON	Villanova, Pa.	8-10
Oct. 30	*RICHMOND	Villanova, Pa.	20-9
Nov. 6	*at Rhode Island	Kingston, R.I.	14-2
Nov. 13	*NEW HAMPSHIRE	Villanova, Pa.	11-9
Nov. 20	*at Delaware	Newark, Del.	22-20-1

CAA 2010 CAA Football

Villanova Wildcats' All-Star Candidates



BEN IJALANA
HAINESPORT, N.J.
RANOCAS VALLEY HIGH SCHOOL

OL	6-4	320	SR
----	-----	-----	----

- 2009 First Team All-CAA Football
- 2009 Sports Network First Team All-American
- 2009 Walter Camp All-America Team
- Has started all 39 games of his career



TERENCE THOMAS
PLAINSBORO, N.J.
LAWRENCEVILLE HIGH SCHOOL

LB	6-0	230	SR
----	-----	-----	----

YEAR	GP	S-A-Tackles	SK/TFL	Int	PBU	FF/FR
2007	11	25-34-59	3.0/4.0	1	1	2/1
2008	13	40-26-66	4.0/6.5	0	2	2/0
2009	15	68-48-116	8.5/11.0	0	1	1/0
Career	39	133-108-241	15.5/21.5	1	4	5/1

- 2009 first team All-CAA Football
- Led team in tackles with 116 total stops
- Has started all 39 games of his career
- 2009 stats include 116 tackles (68 solo/48 assisted), 11 tackles for loss, 8.5 sacks, 1 forced fumble



MATT SZCZUR
ERMA, N.J.
LOWER CAPE MAY REGIONAL HIGH SCHOOL

WR	5-11	195	SR
----	------	-----	----

YEAR	GP	No.	Yds	TD	Long	Avg/G	Avg/C
2007	11	15	124	0	29	11.27	8.27
2008	13	32	511	4	59	39.31	15.97
2009	15	51	610	4	45	40.67	11.96
Career	39	98	1245	8	59	31.92	12.70

- One of the league's most versatile performers
- Will play running back, wide receiver and quarterback during the course of the game
- 2009 CAA Football Offensive Player of the Year and Special Teams Player of the Year
- First Team All-American by the Sports Network, Associated Press and Walter Camp Foundation
- Most Outstanding Player at the NCAA Division I National Championship game
- 2009 stats include 108 carries for 813 yards and 10 touchdowns; 51 catches for 610 yards and four touchdowns; 30 kickoff returns for 816 yards and one touchdown



CHRIS WHITNEY
WARMINSTER, PA.
ST. JOSEPH'S PREP HIGH SCHOOL

QB	6-2	230	SR
----	-----	-----	----

YEAR	GP	----- Passing -----				--- Rushing ---				
		Comp.	Att.	Int.	Yds.	TD	Lg.	Att.	Yds.	TD
2007	6	59	100	3	616	5	42	71	100	2
2008	12	120	174	5	1448	10	84	131	467	4
2009	15	159	246	4	1936	18	57	203	987	6
Career	33	338	520	12	4000	33	84	405	1554	12

- 2009 First Team All-CAA Football
- ESPN The Magazine/CoSIDA Academic All-District
- 2009 stats include 159-of-246 (64.4%) for 1,936 yards to go with 18 touchdowns and 4 interceptions; 203 carries for 987 yards and 6 touchdowns
- 25-5 record as Villanova's starting quarterback

2010 CAA Football



Villanova Wildcats By The Numbers...

2010 Spring Roster

No.	Name	Pos.	Cl.	Ht./Wt.	Hometown/HS
1	James Pitts	DB	Jr.	6-0/180	Montclair, N.J./Montclair
2	Fred Maldonado	DB	Sr.	5-11/190	West Chester, Pa./West Chester East
3	Dorian Wells	WR	So.	5-9/180	West Covina, Calif./South Hills
4	Matt Szczur	WR	Sr.	5-11/195	Erma, N.J./Lower Cape May Regional
5	Shane Harris	DB	Fr.	5-11/190	Montclair, N.J./Montclair
6	Ronnie Atkins	DB	So.	6-0/190	Lansdale, Pa./North Penn
7	Dustin Thomas	QB	Fr.	6-2/185	Ventnor, N.J./St. Augustine Prep
8	Norman White	WR	Jr.	6-2/210	Hammonton, N.J./St. Joseph's
9	Marquis Kirkland	LB	Sr.	5-10/250	Syracuse, N.Y./Henninger
10	Kenny Miller	WR	So.	5-11/185	Buena, N.J./Buena
11	Craig James	DB	Fr.	6-0/195	Mays Landing, N.J./Oakcrest
12	Christian Culicerto	QB	Jr.	5-9/190	Charlotte, N.C./Charlotte Catholic
13	Martel Moody	DB	Sr.	5-11/185	Tampa, Fla./Jefferson
14	Leighton Dennis	DB	Fr.	5-10/165	Paoli, Pa./Conestoga
15	Dominic Scarnecchia	DB	Fr.	5-10/195	Youngstown, Ohio/Cardinal Mooney
16	Marlon Calbi	QB	Jr.	5-11/180	Montclair, N.J./Montclair
17	Chris Whitney	QB	Sr.	6-2/230	Warminster, Pa./St. Joseph's Prep
18	Anthony Johnson	LB	Sr.	5-10/215	Atlanta, Ga./Gady
20	Mike Reynolds	WR	Jr.	6-1/165	Moorestown, N.J./Moorestown
21	John Dempsey	DB	Sr.	6-0/210	Secane, Pa./Cardinal O'Hara
22	Angelo Babbaro	RB	Sr.	5-9/195	Canfield, Ohio/Canfield
23	Austin Medley	RB	Fr.	5-11/195	Franklinville, N.J./Delsea
24	Lawrence Doss	RB	Jr.	5-7/180	Bellflower, Calif./St. John Bosco
25	Aaron Ball	RB	Sr.	5-9/200	Los Angeles, Calif./Cabrillo
26	Kelvin Johnson	DB	Jr.	5-10/195	Philadelphia, Pa./William Penn Charter
27	John Maughan	DB	Jr.	5-11/180	Sicklerville, N.J./Timber Creek
28	Eric Loper	DB	So.	5-11/180	Newtown Square, Pa./Malvern Prep
29	Mike Maycock	DB	So.	6-1/190	Newtown, Conn./Newtown
30	John Nelson	PK	Sr.	5-5/160	Wheeling, W.Va./Wheeling Central Catholic
31	Nick Hurley	WR	So.	5-10/175	Hamilton, N.J./Notre Dame
32	Ranford Quarrie	RB	Fr.	6-1/225	Columbia, Md./DeMatha
33	Aaron Gonaway	RB	So.	5-7/180	Los Angeles, Calif./Santa Monica
34	Louis Adeyemi	RB	Sr.	5-10/210	Warren, Ohio/Howland
35	Pat O'Brien	DB/WR	Jr.	6-1/230	Los Angeles, Calif./Loyola
36	Vince Peterson	DB	So.	5-11/190	Dingmans Ferry, Pa./Delaware Valley
37	Alex Behm	DL	Sr.	6-1/230	Lake Forest, Calif./Bi Tono
38	Adam Scott Nelson	LS	Sr.	5-11/210	Silver Spring, Md./Montgomery Blair
39	George Syracuse	LB	So.	5-11/210	Silver Spring, Md./John F. Kennedy
41	Aaron Grey	RB	Jr.	5-9/180	Upper Marlboro, Md./Frederick Douglas
42	Jacob Wade	LB	Sr.	5-11/235	Holmdel, N.J./Holmdel
43	Delano Ferguson	LB	So.	6-0/205	Laureldale, Pa./Muhlenberg
44	Austin Bridges	LB	So.	5-11/220	Springfield, Ill./Sacred Heart-Griffin
45	Connor Nelson	LB	Jr.	6-2/220	Cleveland, Ohio/St. Ignatius
46	Jeremy Rodriguez	LB	Jr.	6-1/225	Feasterville, Pa./Neshaminy
47	Miller Edwards	FB	Jr.	6-0/225	Warminster, Pa./Archbishop Wood
49	Nick Yako	PK	So.	6-0/215	Bloomfield, N.J./Bloomfield
50	Dan Shiry	OL	So.	6-2/280	Stony Point, N.Y./North Rockland
51	Joe Makoid	LB	So.	5-10/265	Plainsboro, N.J./Lawrenceville School
52	Emeko Nidiche	LB	Fr.	6-0/205	Irvington, N.J./Irvington
53	Conor Maher	LB	Jr.	6-2/215	Wash., D.C./Friendship Collegiate Acad.
54	Terence Thomas	LB	Sr.	6-0/230	San Francisco, Calif./City College of San Francisco
55	Thomas Weaver	DL	Sr.	6-1/295	Baltimore, Md./St. Mary's
56	Tyrene Armstrong	LB	Fr.	6-0/230	Shillington, Pa./Governor Mifflin
57	Mario Johnson	DE	Sr.	6-2/250	Leola, Pa./Lancaster Catholic
58	Marlon Johnson	DE	So.	6-2/245	Altoona, Pa./Altoona
59	Patrick Haggerty	LB	So.	5-10/205	Boonton Twp, N.J./Mountain Lakes
60	Ross Hall	OL	Fr.	6-3/265	Hainesport, N.J./Rancocas Valley
65	James O'Connor	OL	Sr.	6-2/290	Ardmore, Pa./21st Century Cyber Charter School
67	Brant Clouser	OL	Sr.	6-2/290	Beaver, Pa./Beaver
66	Derek Schatz	OL	Sr.	6-2/290	Somersville, N.J./Immaculata
68	Jordy Paulemon	OL	Sr.	6-2/290	Diamond Bar, Calif./Damien
70	Donovan Allert	OL	Fr.	6-5/265	Spring Valley, Calif./Mount Miguel
71	Benjamin Ijalana	OL	Sr.	6-4/320	Browns Mills, N.J./Pemberton Twp.
74	Chris Otten	OL	Sr.	6-1/295	Havertown, Pa./Malvern Prep
75	Josh Burci	OL	Rfr.	6-5/330	Philadelphia, Pa./West Catholic
76	Ryan Bennett	OL	Jr.	6-4/300	Pottsville, Pa./Nativity BVM
77	Josh Polonio	OL	Fr.	6-3/300	Poughkeepsie, N.Y./Ketcham
79	Chidozie Ekweozor	OL	So.	6-5/305	Ardmore, Pa./Haverford School
80	Covey Breeder	WR	Fr.	6-2/185	Santa Monica, Calif./Santa Monica
81	Joe Price	WR	Rfr.	6-2/180	Somers Point, N.J./Mainland
82	Chris Farmer	TE	Sr.	6-5/260	Ewing, N.J./Pieddie School
83	Chris Hakowage	WR	So.	5-11/175	Egg Harbor Twp., N.J./St. Augustine College Prep
84	Rian White	WR	So.	5-10/160	Gaithersburg, Md./Our Lady of Good Counsel
85	Eric Predatsch	TE	Sr.	6-4/245	Santa Monica, Calif./Santa Monica
88	Blaise Butler	DE	Jr.	6-6/250	Glasboro, N.J./Glasboro
89	Brennan Erbeznik	TE	Rfr.	6-5/230	San Diego, Calif./San Diego
90	Antoine Lewis	DL	Fr.	6-3/270	
91	Tamal Young	DL	So.	6-1/260	
92	Sean Miller	P	Jr.	6-3/185	
93	Mark Hamilton	P	So.	5-10/160	
94	Joe Powden	DL	Fr.	6-2/230	
97	Keelan Malone	DL	So.	6-4/250	
98	Donald Davis	DL	So.	6-4/250	
99	Rakim Cox	DL	Rfr.	6-4/240	

2010 Team Information

Total No. of Starters Returning: 17

Offense: 8

- RB - Aaron Ball
- OL - Brant Clouser
- OL - Ben Ijalana
- OL - Dan Shiry
- WR - Matt Szczur
- WR - Dorian Wells
- WR - Norman White
- QB - Chris Whitney

Defense: 7

- DB - John Dempsey
- DL - Marlon Johnson
- LB - Marquis Kirkland
- DB - Eric Loper
- DB - Fred Maldonado
- DB - James Pitts
- LB - Terence Thomas

Special Teams: 2

- P - Dominic Scarnecchia
- PK - Nick Yako

Total No. of Starters Lost: 7

Offense: 3

- OL - Brian Brannigan
- OL - Jon Bugli
- WR - Brandyn Harvey

Defense: 4

- DL - Tim Kukucka
- DL - Phil Matusz
- LB - Osayi Osunde
- DB - Ross Ventrone

Special Teams: 0

Total No. of Letterwinners Returning: 31

Offense: 16

Defense: 12

Special Teams: 3

Total No. of Letterwinners Lost: 10

Offense: 4

Defense: 4

Special Teams: 2

NOTE: Special Teams include kickers and punters only.

**Villanova Head Coach
Andy Talley**



2010 CAA Football

2009 Villanova Wildcats Review

2009 Game-By-Game

Date	Time	Opponent	NOVA			OPP		Offense				Defense					
			Att.	SN	Coach	SN	Coach	Run	Pass	Total	Passes	TO	Run	Pass	Total	Passes	TO
S3	W 27-24	at Temple	27759	5	5			64	293	357	25-36-0	1	139	317	456	19-28-3	5
S12	W 38-17	Lehigh [tv]	8811	3	3			310	107	417	12-18-0	0	55	197	252	27-42-0	1
S19	W 14-3	at Penn [tv]	14876	2	2	rv		128	59	187	6-14-1	2	54	185	239	19-28-2	2
S26	W 56-7	Northeastern [tv]	11119	2	2			410	142	552	11-17-0	1	97	144	241	17-32-3	3
O3	W 28-17	William and Mary [tv]	8217	2	2	5	5	114	169	283	13-17-0	0	118	354	472	35-55-1	2
O10	L 24-28	at New Hampshire	14811	2	2	5	5	181	171	352	17-34-1	1	76	292	368	15-28-1	1
O17	W 27-0	at James Madison [tv]	16037	6	6	16	16	225	93	318	11-16-0	0	116	144	260	13-32-0	2
O24	W 36-7	Rhode Island	5517	4	4			376	124	500	12-17-1	3	30	121	151	15-34-0	0
N7	W 21-20	at Richmond [tv]	11667	4	4	1	1	79	282	361	22-35-1	1	86	297	383	23-38-3	3
N14	W 49-7	at Towson	5339	3	3			282	148	430	11-14-0	1	48	177	225	21-33-1	1
N21	W 30-12	Delaware [tv]	12073	2	3	25	rv	275	68	343	9-14-0	2	45	407	452	42-58-3	3
N28	W 38-28	Holy Cross	4319	2	3	17	19	298	239	537	16-23-0	0	46	347	393	31-51-0	0
D5	W 46-7	New Hampshire [tv]	2661	2	3	10	10	343	44	387	3-5-0	0	-66	150	84	17-39-0	2
D11	W 14-13	William and Mary [tv]	4171	2	3	6	6	168	99	267	8-21-0	0	97	239	336	21-35-1	1
D18	W 23-21	vs. Montana [tv]	14328	2	3	3	1	351	142	493	10-31-1	1	60	365	425	28-37-0	0

Individual Passing

Name	GP	Effic	Att-Cmp-Int	Pct	Yds	TD	Long	Avg/G
Chris Whitney	15	151.64	159-246-4	64.6	1936	18	57	129.1
Antwon Young	8	112.80	23-41-1	56.1	222	2	27	27.8
Matt Szczur	15	311.20	4-4-0	100.0	22	2	13	1.5
TEAM	14	0.00	0-3-0	0.0	0	0	0	0.0
Total.....	15	146.84	186-294-5	63.3	2180	22	57	145.3
Opponents.....	15	118.76	343-570-18	60.2	3736	17	98	249.1

Team Statistics

	Villanova	Opponent
SCORING	471	211
Points Per Game	31.4	14.1
FIRST DOWNS	302	268
Rushing	188	82
Passing	102	172
Penalty	12	14
RUSHING YARDAGE	3604	1001
Yards gained rushing	4013	1426
Yards lost rushing	409	425
Rushing Attempts	691	431
Average Per Rush	5.2	2.3
Average Per Game	240.3	66.7
TDs Rushing	36	8
PASSING YARDAGE	2180	3736
Comp-Att-Int	186-294-5	343-570-18
Average Per Pass	7.4	6.6
Average Per Catch	11.7	10.9
Average Per Game	145.3	249.1
TDs Passing	22	17
TOTAL OFFENSE	5784	4737
Total Plays	985	1001
Average Per Play	5.9	4.7
Average Per Game	385.6	315.8
KICK RETURNS: #-Yards	45-1058	70-1211
PUNT RETURNS: #-Yards	23-171	18-40
INT RETURNS: #-Yards	18-155	5-90
KICK RETURN AVERAGE	23.5	17.3
PUNT RETURN AVERAGE	7.4	2.2
INT RETURN AVERAGE	8.6	18.0
FUMBLES-LOST	21-8	19-8
PENALTIES-Yards	59-520	63-566
Average Per Game	34.7	37.7
PUNTS-Yards	59-2244	80-2878
Average Per Punt	38.0	36.0
Net punt average	34.3	33.1
TIME OF POSSESSION/Game	31:17	28:43
3RD-DOWN Conversions	89/197	91/222
3rd-Down Pct	45%	41%
4TH-DOWN Conversions	16/26	15/29
4th-Down Pct	62%	52%
SACKS BY-Yards	40-241	36-203
MISC YARDS	1	0
TOUCHDOWNS SCORED	62	25
FIELD GOALS-ATTEMPTS	12-16	13-19
ON-SIDE KICKS	0-0	0-2
RED-ZONE SCORES	50-63 79%	26-36 72%
RED-ZONE TOUCHDOWNS	40-63 63%	18-36 50%
PAT-ATTEMPTS	59-60 98%	18-20 90%
ATTENDANCE	56888	90489
Games/Avg Per Game	8/7111	6/15082
Neutral Site Games		1/14328

Individual Rushing

Name	GP	Att	Gain	Loss	Net	Avg	TD	Long	Avg/G
Chris Whitney	15	203	1189	202	987	4.9	6	45	65.8
Matt Szczur	15	108	826	13	813	7.5	10	75	54.2
Aaron Ball	15	165	840	46	794	4.8	6	39	52.9
Angelo Babbaro	13	69	454	12	442	6.4	6	59	34.0
Antwon Young	8	39	263	33	230	5.9	4	82	28.8
Lawrence Doss	12	42	215	19	196	4.7	4	17	16.3
Louis Adeyemi	13	21	80	2	78	3.7	0	11	6.0
Mikey Reynolds	14	6	59	3	56	9.3	0	32	4.0
Dorian Wells	15	5	47	0	47	9.4	0	25	3.1
Chris Johnson	4	3	27	0	27	9.0	0	19	6.8
Tony Canci	15	4	10	0	10	2.5	0	5	0.7
Larry Jackson	10	1	3	0	3	3.0	0	3	0.3
Marlon Calbi	13	1	0	6	-6	-6.0	0	0	-0.5
TEAM	14	24	0	73	-73	-3.0	0	0	-5.2
Total.....	15	691	4013	409	3604	5.2	36	82	240.3
Opponents.....	15	431	1426	425	1001	2.3	8	31	66.7


Individual Receiving

Name	GP	No	Yds	Avg	TD	Long	Avg/G
Brandyn Harvey	15	53	694	13.1	5	57	46.3
Matt Szczur	15	51	610	12.0	4	45	40.7
Norman White	15	17	251	14.8	2	31	16.7
Dorian Wells	15	16	198	12.4	2	29	13.2
Angelo Babbaro	13	16	185	11.6	1	46	14.2
Mikey Reynolds	14	11	71	6.5	2	20	5.1
Tony Canci	15	6	58	9.7	4	24	3.9
Chris Farmer	15	6	53	8.8	1	15	3.5
Aaron Ball	15	4	28	7.0	0	11	1.9
Lawrence Doss	12	2	2	1.0	0	2	0.2
Chris Whitney	15	1	13	13.0	1	13	0.9
Eric Predatsch	11	1	12	12.0	0	12	1.1
Larry Jackson	10	1	3	3.0	0	3	0.3
Kenny Miles	10	1	2	2.0	0	6	0.2
Total.....	15	186	2180	11.7	22	57	145.3
Opponents.....	15	343	3736	10.9	17	98	249.1

Individual Defensive Leaders

Name	GP	-----Tackles-----			TFL/Yds	-Sacks- No-Yds	-----Pass Def-----		---Fumbles---		Blkd Kick	Saf
		Solo	Ast	Total			Int-Yds	BrUp	FR-Yds	FF		
54 Terence Thomas	15	68	48	116	11.0-64	8.5-57	.	1	.	1	.	.
23 Osayi Osunde	15	39	43	82	7.5-20	1.5-7	.	2	.	1	.	.
21 John Dempsey	15	59	18	77	11.5-46	6.0-32	2-21	7	1-4	4	.	.
2 Fred Maldonado	15	47	28	75	9.5-47	4.0-29	2-16	1	1-0	.	.	.
9 Marquis Kirkland	14	47	26	73	10.5-32	2.0-17	1-0	1	1-0	.	.	.
14 Ross Ventrone	15	53	20	73	6.5-20	3.0-16	2-27	6	1-59	.	1	.
1 James Pitts	15	57	16	73	3.0-15	.	4-16	8	2-20	1	.	.
56 Tim Kukucka	15	37	26	63	18.5-78	9.5-51	1-3	.	.	3	1	.
28 Eric Loper	15	35	5	40	.	.	2-0	10
42 Jacob Wade	15	21	12	33	1.0-4	1.0-4	3-69	1
Total.....	15	604	346	950	96-381	40-241	18-155	43	8-102	12	3	1
Opponents.....	15	-	-	-	-	36-203	5-90	19	8-59	13	1	.

2010 CAA Football




Evan Franchs



Jonathan Grimes



Jake Trantin



B.W. Webb

William and Mary Tribe

Quick Facts

Location	Williamsburg, Va.
Enrollment	7,625
Nickname	Tribe
Colors	Green, Gold & Silver
Website	www.tribeathletics.com
Stadium	Walter J. Zable Stadium at Cary Field
Stadium Capacity	12,259
Stadium Surface	Artificial Grass
President	W. Taylor Reveley, III
Athletics Director	Edward "Terry" Driscoll
Head Coach	Jimmy Laycock
Head Coach Alma Mater, Year	William and Mary, 1970
Football Contact	Pete Clawson, Assistant Athletics Director/Media Relations
Football Contact Office Phone	757-221-3369
Lettermen Returning/Lost	30/17
Offensive Starters Returning/Lost	6/5
Defensive Starters Returning/Lost	6/5
2010 Fall Camp Reporting Date	August 8



TRIBE HEAD COACH
JIMMY LAYCOCK
30 SEASONS (1980-2009)

Collegiate Overall Record (Years)	200-141-2 (30 years)
Record at CAA Football Schools (Years)	200-141-2 (30 years)
Record in CAA Football Games (Years)	82-56 (30 years)

William and Mary Coaching Staff

Zbig Kepa	Offensive Coordinator/Wide Receivers
Bob Shoop	Defensive Coordinator/Secondary
Bob Solderitch	Assistant Head Coach/Offensive Line
Trevor Andrews	Recruiting Coordinator/Defensive Line
Scott Boone	Linebackers
Dave Corley, Jr.	Running Backs
Trey Henderson	Cornerbacks
Brendan Nugent	Tight Ends/Offensive Assistant
John Bowes	Linebackers/Defensive Assistant

2009 Results -- 11-3, 6-2 CAA

Home Stadium: Zable Stadium (12,259)

Home: 6-0	Away: 5-3	vs. Division: 3-2	vs. Top 25 (SN): 3-3
Total Home Attendance: 57,843		Average Home Attendance: 9,641	
Sept. 5	{14/14} at Virginia [E360]	W 26-14	54,587
Sept. 12	{7/7} Central Connecticut State {rv/-}	W 33-14	9,546
Sept. 19	{5/5} at Norfolk State	W 27-15	10,005
Sept. 26	{5/5} Delaware {rv/rv}	W 30-20	12,259
Oct. 3	{5/5} at Villanova [VS] {2/2}	L 17-28	8,217
Oct. 10	{8/8} at Northeastern	W 34-14	1,829
Oct. 24	{5/5} James Madison [CSN-MA/CSN-NE/CSN-P] {rv/rv}	W 24-3	12,259
Oct. 31	{5/5} at Rhode Island	W 39-14	5,117
Nov. 7	{5/5} Towson	W 31-0	8,037
Nov. 14	{5/4} New Hampshire {8/7}	W 20-17	9,246
Nov. 21	{5/5} at Richmond [TCN/COX] {4/4}	L 10-13	17,527
Nov. 28	{6/6} Weber State {15/18}	W 38-0	6,497
Dec. 5	{6/6} at Southern Illinois [ESPNGP/E360] {1/2}	W 24-3	5,860
Dec. 11	{6/6} at Villanova [ESPN2/ESPN2HD/E360] {2/3}	L 13-14	4,171

CAA Team's Coaches & Sports Network Rankings listed prior to Opponent/Opponent's Coaches & Sports Network Rankings listed after Opponent at time game was played

2010 Schedule

Date	Opponent	Location	Series Record
Sept. 4	*at Massachusetts	Amherst, Mass.	4-7
Sept. 11	VMI	Williamsburg, Va.	51-33-2
Sept. 18	at Old Dominion	Norfolk, Va.	First Meeting
Sept. 25	*at Maine	Orono, Maine	6-3
Oct. 2	*VILLANOVA	Williamsburg, Va.	14-13-1
Oct. 9	*RHODE ISLAND	Williamsburg, Va.	11-2
Oct. 16	OPEN		
Oct. 23	*DELAWARE	Williamsburg, Va.	14-20
Oct. 30	at North Carolina	Chapel Hill, N.C.	0-12-2
Nov. 6	*at New Hampshire	Durham, N.H.	11-2
Nov. 13	*at James Madison	Harrisonburg, Va.	15-17
Nov. 20	*RICHMOND	Williamsburg, Va.	59-55-5

William and Mary Tribe All-Star Candidates



EVAN FRANCKS
MEDFORD, N.J.
SHAWNEE HIGH SCHOOL

LB	5-11	212	SR
----	------	-----	----

YEAR	GP	S-A-Tackles	SK/TFL	Int	PBU	FF/FR
2007	11	20-31-51	1.0/2.5	0	1	0/0
2008	11	20-27-47	0.0/2.0	1	1	0/1
2009	14	59-30-89	2.5/7.5	0	6	0/3
Career	38	99-88-187	3.5/12.0	1	8	0/4

-- Started all 14 games at outside linebacker for the Tribe in 2009

-- Ranked second on the team in 2009 with 89 tackles. Also finished the season with 7.5 tackles for a loss, 2.5 sacks, six pass breakups and a team-high three fumble recoveries

-- Posted back-to-back 11-tackle efforts in wins against Northeastern and James Madison during the 2009 season

-- Registered 10 stops (nine solo) and a TFL in the NCAA quarterfinal win at top-ranked Southern Illinois

-- Honored as the QB Club Defensive Player of the Week after totaling six tackles (five solo) in the victory at Rhode Island during the 2009 season



JAKE TRANTIN
ODENTON, MD.
ARCHBISHOP SPALDING HIGH SCHOOL

LB	6-1	235	JR
----	-----	-----	----

YEAR	GP	S-A-Tackles	SK/TFL	Int	PBU	FF/FR
2008	11	48-28-76	0.5/6.5	1	4	2/0
2009	14	49-41-90	2.5/10.0	3	3	1/1
Career	25	97-69-166	3.0/16.5	4	7	3/1

-- Earned 2009 All-CAA Football Second Team honors

-- Started all 14 games at middle linebacker in 2009 and led the team with 90 total tackles. Also finished the season with 2.5 sacks, 10.0 tackles for a loss, three interceptions, a forced fumble, a fumble recovery and three pass breakups

-- Recorded a season-high 11 tackles with a sack, two TFLs, a forced fumble and a fumble recovery in the win at Virginia to open the 2009 season

-- Honored as the CAA Defensive Player of the Week after totaling eight tackles, a sack and an interception in the victory against Towson

-- Made six tackles and returned an interception 60 yards for a touchdown in the 2009 NCAA playoffs opening round win against Weber State then totaled a pair of TFLs in the NCAA quarterfinal victory at Southern Illinois



JONATHAN GRIMES
PALMYRA, N.J.
PAUL VI HIGH SCHOOL

RB	5-10	201	JR
----	------	-----	----

YEAR	GP	No.	Yds	TD	Long	Avg/G	Avg/C
2008	11	164	929	7	67	84.45	5.66
2009	14	277	1294	9	61	92.43	4.67
Career	25	441	2223	16	67	88.92	5.04

-- Selected to the 2009 All-CAA Football First Team as a running back while garnering Third Team All-League honors as a kick returner

-- Became the fastest player in school history to rush for 1,000 career yards, reaching the milestone in just 13 games (coming in the Week 2 win against Central Connecticut State)

-- Led the conference with 1,294 rushing yards in 2009, a figure that ranks third on W&M's single-season list. Ranked 18th nationally with 92.4 rushing yards per game. Ranked second in the league and 13th nationally with 145.9 all-purpose yards per game. Rushed for more than 130 yards four times

-- Honored as the CAA Offensive Co-Player of the Week after rushing for 158 yards with a touchdown in the win against James Madison in 2009

-- Rushed for 133 yards with a career-high three touchdowns in the NCAA quarterfinal win at No. 1 Southern Illinois



B.W. WEBB
NEWPORT NEWS, VA.
WARWICK HIGH SCHOOL

DB	5-11	160	SO
----	------	-----	----

YEAR	GP	S-A-Tackles	SK/TFL	Int	PBU	FF/FR
2009	14	16-7-23	0.0/3.0	8	3	0/0
Career	14	16-7-23	0.0/3.0	8	3	0/0

-- Honored as the CAA Defensive Rookie of the Year and the ECAC Rookie of the Year following the 2009 season

-- Selected to the All-CAA Football Second Team as a cornerback and to the All-League Third Team as a punt returner

-- Ranked tied for second nationally with eight interceptions in 2009. The impressive total set a single-season freshman school record and ranked tied for third on W&M's single-season list

-- Posted a pair of pick-sixes and totaled 160 interception return yards during his redshirt-freshman season in 2009. Ranked second in the conference with 8.2 yards per punt return

-- Became the first FCS player honored as the FWAA Bronko Nagurski National Defensive Player of the Week after intercepting three passes, one of which he returned 50 yards for a touchdown, in the win at Virginia to open the 2009 season. Added to the Bronko Nagurski Trophy Watch List and was selected as the Sports Network National Player of the Week, a College Sporting News National All-Star and the CAA Defensive Player of the Week following his performance at Virginia

2010 CAA Football

William and Mary Tribe By The Numbers...

2010 Spring Roster

No.	Name	Pos.	Cl.	Ht./Wt.	Hometown/HS
2	B.W. Webb	DB	So.	5-11/160	Newport News, Va./Warwick
3	Marshall Dill	WR	Sr.	5-10/183	Woodbridge, Va./C.D. Hylton
5	Tyler Bailey	WR	So.	6-1/183	Abingdon, Va./Abingdon
6	Mike Paulus	QB	Jr.	6-4/220	Syracuse, N.Y./Christian Brothers/JUNC
7	Mike Callahan	QB	Sr.	5-11/185	Mountville, Pa./Hempfield
8	Terrell Welch	CB	Jr.	5-10/177	Louis, Va./Louisa County
9	Ryan Moody	WR	So.	5-11/171	Ashburn, Va./Stone Bridge
10	Jabrel Mines	LB	So.	6-0/206	Doswell, Va./Caroline
11	Michael Graham	QB	R-Fr.	6-4/224	Charlottesville, Va./Monticello
12	Brent Caprio	QB	R-Fr.	6-1/221	Somers Point, N.J./Mainland
13	C.J. Thomas	WR	So.	6-2/203	Mount Airy, Md./Linganore
14	Will Honbarrier	WR	Jr.	6-3/200	Bedford, Va./Jefferson Forrest
15	Chase Hill	WR	Sr.	6-2/195	Virginia Beach, Va./Princess Anne
16	Connor Farrell	QB	R-Fr.	5-9/180	Princeton Junction, N.J./Westminster Plainsboro South
17	Brett Fox	WR	R-Fr.	6-2/187	Laurel Dale, Pa./Muhlenberg Senior
18	Terrence Schmand	QB	Jr.	6-3/215	Buffalo, N.Y./St. Joseph's Collegiate
19	D.J. Mangos	QB	Jr.	6-1/194	Chantilly, Va./Paul VI
21	Evan Francis	LB	Sr.	5-11/212	Medford, N.J./Shawnee
21	Sam Plazak	WR	R-Fr.	6-0/185	Columbia, Md./Hammond, Md.
22	Jerome Couplin III	DB	R-Fr.	6-1/183	Upper Marlboro, Md./Bishop McManara
23	Terrence Riggins	RB	Sr.	6-1/224	Newport News, Va./Denbigh
24	Ben Cottingham	CB	Sr.	5-9/159	Abingdon, Md./Edgewood
24	Keith Taylor	WR	R-Fr.	6-3/185	Virginia Beach, Va./Tallwood
25	Courtland Mariner	RB	Sr.	5-9/182	Chesapeake, Va./Western Branch
26	Ryan Smith	DB	R-Fr.	5-11/180	King George, Va./Blue Ridge Academy
27	Brian Thompson	DB	So.	5-11/197	Somerset, N.J./Franklin
28	Ryan Woolfolk	DB	Jr.	5-11/191	Atlanta, Ga./Holy Innocents
29	Takeo "TK" Hester	DB	R-Fr.	5-9/175	Richmond, Va./Varina
30	Andy Topping	TE	So.	6-2/243	Suffolk, Va./Nansemond River
31	Jake O'Connor	S	Jr.	6-0/185	Richmond, Va./Douglas S. Freeman
32	Jake Trantin	LB	Jr.	6-1/235	Odenton, Md./Archbishop Spalding
33	Joey Brady	WR	Jr.	6-2/190	Pembroke Pines, Fla./Everglades
34	Jonathan Grimes	RB	Jr.	5-10/201	Palmyra, N.J./Paul VI
35	Dante Cook	LB	So.	5-11/213	Fredericksburg, Va./Stafford
37	Kelly FitzGerald	WR	So.	5-10/162	Springfield, Va./Robert E. Lee
38	Jimmy Hobson	FB	Sr.	5-11/218	Cincinnati, Ohio/St. Xavier
39	John Ribble	FB	So.	6-2/227	Salem, Va./Salem
40	Kyle O'Brien	DE	Sr.	6-0/247	Cockeysville, Md./McDonogh
42	Mike Smith	FB	R-Fr.	6-0/216	Amelia, Va./Amelia County
43	T.J. Prachik	FB	So.	6-2/225	Williamsburg, Va./Lafayette
43	Quincy September	WR	R-Fr.	6-3/192	Kwazulu Natal, South Africa/Saint Anne's Belfield
44	Meltoya Jones	RB	So.	5-9/200	Hampton, Va./Tabb
45	Paul Amakiehi	LB	R-Fr.	6-3/194	Manalapan, N.J./Freehold Township
46	Omar Francis	LB	So.	6-1/205	Pennington, N.J./Pennington School
47	Ethan Lee	DB	So.	5-11/171	Buckingham, Va./Buckingham County
48	Wes Steinman	LB	Sr.	6-2/225	Wilmington, N.C./Hoggard
50	Bryan Jean-Pierre	DL	Sr.	6-4/275	Dunwoody, Ga./Dunwoody
51	Callen Larus	OL	R-Fr.	6-3/262	Midlothian, Va./Midlothian
52	Marcus Hyde	DE	Jr.	6-3/242	Manassas, Va./Osborn
53	Zachery Johnson	DE	R-Fr.	6-2/218	Norfolk, Va./Norfolk Academy
54	Ben Casper	DL	R-Fr.	6-1/218	Centerville, Va./Westfield
58	Bryan Simmie	LB	R-Fr.	6-4/230	Troy, Va./Saint Anne's Belfield
59	Andy Ramp	DE	Jr.	6-2/236	Rockville, Md./T.S. Wootton
60	Robert Gumbita	OL	So.	6-5/300	Mount Pleasant, Pa./Mount Pleasant
61	Trevor Springman	OL	R-Fr.	6-4/278	Lansdowne, Va./Stone Bridge
62	James Johnson III	OL/DT	R-Fr.	6-1/299	Covington, Ga./Eastside
63	Chris Sutton	OL	Jr.	6-2/295	Warrenton, Va./Fauquier
64	Jason Faigler	OL	R-Fr.	6-4/271	Erie, Pa./Cathedral Prep
65	Ryan Kearns	OL	So.	6-5/293	Midlothian, Va./Midlothian
66	Derek Toon	OL	R-Jr.	6-3/288	Chester, Va./Matoaca
68	James Pagliaro	OL	Jr.	6-3/278	Schnecksville, Pa./Parkland
69	Nick Zarembo	OL	So.	6-2/240	Fredericksburg, Va./Stafford
71	Dan Donker	OL	Jr.	6-3/311	Gibbsboro, N.J./Eastern
72	Keith Hill, Jr.	OL	Sr.	6-4/312	Hamilton Square, N.J./Lawrenceville School
74	Mike Salazar	OL	So.	6-5/296	Lawrenceville, N.J./The Hun School
75	Matt Crisaf	OL	R-Fr.	6-4/302	Marietta, Ga./Blessed Trinity
78	Dexter Strong	OL	R-Fr.	6-3/276	Ashburn, Va./Stone Bridge
79	Daniel Ryan	OL	Jr.	6-4/293	Richmond, Va./Douglas S. Freeman
80	Brian Hoysa	K	R-Fr.	6-1/160	Warrenton, Va./Fauquier
81	Cameron Dehse	WR	Sr.	6-0/185	Clifton, Va./Centerville
82	Sean Kroeger	P	So.	6-2/160	New Providence, N.J./New Providence
82	Robert Acmar	TE	R-Fr.	6-3/219	Alexandria, Va./St. Stephens & St. Agnes
83	Gareth Hissong	TE	Sr.	6-3/236	Hanover, Pa./Delone Catholic
84	Scott Schneider	TE	R-Fr.	6-4/221	Doylertown, Pa./Central Bucks East
85	Nolan Kearney	TE	So.	6-4/246	Glenmoore, Pa./Downingtown West
86	Alex Gottleb	TE	Jr.	6-4/240	Delray Beach, Fla./American Heritage School
87	David Miller	P	Sr.	6-0/183	Centerville, Va./Westfield
88	Terreon Conyers	WR	Sr.	5-11/175	Norfolk, Va./Booker T. Washington
89	Neil Bishop	WR	R-Fr.	6-2/159	Winchester, Va./Millbrook
90	Samuel Johnson II	DE	R-Fr.	6-1/250	Fredericksburg, Va./Courtland
91	Chris Johnson	DE	So.	6-3/229	Virginia Beach, Va./Tallwood
92	Michael Stover	DT	Sr.	6-3/265	Millersville, Pa./Penn Manor
94	Ravi Pradhanang	DE	Jr.	6-3/250	Paramus, N.J./St. Peter's Prep
97	Drake Kuhn	PK	R-Fr.	5-10/170	Williamsburg, Va./Lafayette
99	Harold Robertson III	DT	Jr.	6-2/300	Richmond, Va./Hermitage
	George Beerhalter	DL	Fr.	6-3/250	Pittsburgh, Pa./Montour
	Alex Berry	OL	Fr.	6-4/275	Roanoke, Va./Cave Spring
	John Carpenter	K/P	OL	6-1/190	Cumberland, Md./Allegheny
	Jake Franklin	OL	Fr.	6-4/263	New Bern, N.C./New Bern
	Alex Goodman	LB	Fr.	6-0/215	Fredericksburg, Va./Brooke Point
	Baron Goodman	OL	Fr.	6-3/284	Smithfield, Va./Nansemond-Suffolk Academy
	Airek Green	DB	Fr.	6-1/198	Chester, Va./Thomas Dale
	Jordan King	WR/DB	Fr.	5-10/185	Stafford, Va./Mountain View
	Darnell Laws	RB	Fr.	5-11/211	Sicklerville, N.J./Augustine Prep
	Jesse McNeal III	WR/DB	Fr.	5-11/170	Spotsylvania, Va./Riverbend
	Raphael Ortiz	QB	Fr.	6-2/214	Rahway, N.J./St. Peter's Prep (Jersey City)
	Mike Reilly	DL	Fr.	6-4/240	Old Tappan, N.J./Northern Valley Regional
	Stephen Simnett	DL	Fr.	6-3/222	Lansdale, Pa./La Salle
	Ivan Tagoe	DB/WR	Fr.	6-0/203	Burtonsville, Md./Paint Branch

2010 Team Information

Total No. of Starters Returning: 13

Offense: 6

.....RB - Jonathan Grimes
WR - Chase Hill
OL - Keith Hill, Jr.
FB - Terrence Riggins
OL - Chris Sutton
OL - Derek Toon

Defense: 6

.....DB - Ben Cottingham
LB - Evan Francis
LB - Wes Steinman
DL - Mike Stover
LB - Jake Trantin
DB - B.W. Webb

Special Teams: 1

.....P - David Miller

Total No. of Starters Lost: 11

Offense: 5

.....QB - R.J. Archer
OL - Jake Marcey
WR - D.J. McAulay
OL - C.J. Muse
TE - Rob Varno

Defense: 5

.....DB - David Caldwell
DL - C.J. Herbert
DL - Sean Lissimore
DB - Robert Livingston
DL - Adrian Tracy

Special Teams: 1

.....PK - Brian Pate

Total No. of Letterwinners Returning: 30

Offense: 14

Defense: 15

Special Teams: 1

Total No. of Letterwinners Lost: 17

Offense: 7

Defense: 9

Special Teams: 1

NOTE: Special Teams include kickers and punters only.



**William and Mary Head Coach
 Jimmye Laycock**



2010 CAA Football

2009 William and Mary Tribe Review

2009 Game-By-Game

Date	Time	Opponent	W&M		OPP		Offense			Defense			TO			
			Att.	SN Coach	SN Coach	Run	Pass	Total	Passes	TO	Run	Pass		Total	Passes	
S5	W 26-14	at Virginia [tv]	54587	14 14			125	184	309	23-44-1	1	131	137	268	18-33-3	7
S12	W 33-14	Central Connecticut State	9546	7 7	rv		243	129	372	9-16-1	1	78	159	237	14-23-0	1
S19	W 27-15	at Norfolk State	10005	5 5			159	153	312	15-20-0	2	39	177	216	11-27-1	1
S26	W 30-20	Delaware	12259	5 5	rv	rv	145	313	458	23-37-0	0	-2	302	300	33-49-0	1
O3	L 17-28	at Villanova [tv]	8217	5 5	2	2	118	354	472	35-55-1	2	114	169	283	13-17-0	0
O10	W 34-14	at Northeastern	1829	8 8			194	202	396	23-32-0	1	39	238	277	16-28-2	3
O24	W 24-3	James Madison [tv]	12259	5 5	rv	rv	258	127	385	15-22-1	2	150	66	216	7-17-0	2
O31	W 39-14	at Rhode Island	5117	5 5			199	175	374	18-25-0	1	-46	195	149	19-34-0	0
N7	W 31-0	Towson	8037	5 5			147	249	396	17-30-0	0	72	129	301	15-29-2	3
N14	W 20-17	New Hampshire	9246	5 4	8	7	191	122	313	19-32-1	2	27	199	226	18-37-2	2
N21	L 10-13	at Richmond [tv]	17527	5 5	4	4	65	209	274	17-36-2	2	18	221	239	24-36-1	1
N28	W 38-0	Weber State	6497	6 6	15	18	221	187	408	15-28-0	0	-6	167	161	21-40-4	5
D5	W 24-3	at Southern Illinois [tv]	5860	6 6	1	2	181	192	373	15-28-1	1	84	103	187	11-22-1	1
D11	L 13-14	at Villanova [tv]	4171	6 6	2	3	97	239	336	21-35-1	1	168	99	267	8-21-0	0

Individual Passing

Name	GP	Effic	Att-Cmp-Int	Pct	Yds	TD	Long	Avg/G
R.J. Archer	14	122.21	261-433-9	60.3	2778	16	98	198.4
Terrance Schmand	4	125.54	4-7-0	57.1	57	0	23	14.2
Total.....	14	122.26	265-440-9	60.2	2835	16	98	202.5
Opponents.....	14	105.32	228-412-16	55.3	2361	12	76	168.6

Team Statistics

	William and Mary	Opponent
SCORING	366	169
Points Per Game	26.1	12.1
FIRST DOWNS	281	178
Rushing	123	61
Passing	131	103
Penalty	27	14
RUSHING YARDAGE	2343	856
Yards gained rushing	2622	1414
Yards lost rushing	279	558
Rushing Attempts	567	427
Average Per Rush	4.1	2.0
Average Per Game	167.4	61.1
TDs Rushing	23	10
PASSING YARDAGE	2835	2361
Comp-Att-Int	265-440-9	228-412-16
Average Per Pass	6.4	5.7
Average Per Catch	10.7	10.4
Average Per Game	202.5	168.6
TDs Passing	16	12
TOTAL OFFENSE	5178	3217
Total Plays	1007	839
Average Per Play	5.1	3.8
Average Per Game	369.9	229.8
KICK RETURNS: #-Yards	35-557	67-1289
PUNT RETURNS: #-Yards	30-245	18-122
INT RETURNS: #-Yards	16-267	9-66
KICK RETURN AVERAGE	15.9	19.2
PUNT RETURN AVERAGE	8.2	6.8
INT RETURN AVERAGE	16.7	7.3
FUMBLES-LOST	20-7	19-11
PENALTIES-Yards	78-704	67-595
Average Per Game	50.3	42.5
PUNTS-Yards	65-2634	91-3589
Average Per Punt	40.5	39.4
Net punt average	35.9	35.0
TIME OF POSSESSION/Game	33:13	26:47
3RD-DOWN Conversions	91/220	56/199
3rd-Down Pct	41%	28%
4TH-DOWN Conversions	14/22	10/24
4th-Down Pct	64%	42%
SACKS BY-Yards	49-303	21-127
MISC YARDS	0	0
TOUCHDOWNS SCORED	42	22
FIELD GOALS-ATTEMPTS	23-35	5-11
ON-SIDE KICKS	0-1	0-4
RED-ZONE SCORES	43-50 86%	12-21 57%
RED-ZONE TOUCHDOWNS	29-50 58%	12-21 57%
PAT-ATTEMPTS	39-40 98%	20-20 100%
ATTENDANCE	57844	107313
Games/Avg Per Game	6/9641	8/13414
Neutral Site Games		0/0

Individual Rushing

Name	GP	Att	Gain	Loss	Net	Avg	TD	Long	Avg/G
Jonathan Grimes	14	277	1337	43	1294	4.7	9	61	92.4
Courtland Marriner	14	93	481	23	458	4.9	7	39	32.7
Terrence Riggins	13	57	291	1	290	5.1	2	34	22.3
R.J. Archer	14	100	397	142	255	2.5	5	25	18.2
Meltoya Jones	12	19	84	3	81	4.3	0	24	6.8
David Miller	14	3	24	12	12	4.0	0	12	0.9
Jimmy Hobson	4	1	6	0	6	6.0	0	6	1.5
D.J. McAulay	12	1	0	0	0	0.0	0	0	0.0
Chase Hill	14	1	0	3	-3	-3.0	0	0	-0.2
Terrance Schmand	4	1	0	5	-5	-5.0	0	0	-1.2
TEAM	8	14	2	47	-45	-3.2	0	2	-5.6
Total.....	14	567	2622	279	2343	4.1	23	61	167.4
Opponents.....	14	427	1414	558	856	2.0	10	62	61.1

Individual Receiving

Name	GP	No	Yds	Avg	TD	Long	Avg/G
D.J. McAulay	12	57	620	10.9	3	53	51.7
Rob Varno	14	50	467	9.3	3	39	33.4
Jonathan Grimes	14	46	289	6.3	1	30	20.6
Chase Hill	14	34	469	13.8	4	91	33.5
Cameron Dohse	12	30	566	18.9	2	98	47.2
Courtland Marriner	14	22	85	3.9	0	17	6.1
Terrence Riggins	13	5	36	7.2	0	9	2.8
Terreon Conyers	6	4	44	11.0	0	13	7.3
Eric Robertson	5	3	75	25.0	1	27	15.0
Ryan Moody	2	3	70	23.3	0	48	35.0
Alex Gottlieb	14	3	47	15.7	1	23	3.4
Jimmy Hobson	4	3	36	12.0	1	17	9.0
Marshall Dill	6	2	18	9.0	0	14	3.0
John Ribble	6	2	13	6.5	0	8	2.2
Meltoya Jones	12	1	4	4.0	0	4	0.3
Jake Marcey	14	0	-4	0.0	0	0	-0.3
Total.....	14	265	2835	10.7	16	98	202.5
Opponents.....	14	228	2361	10.4	12	76	168.6

Individual Defensive Leaders

Name	GP	-----Tackles-----			TFL/Yds	-Sacks- No-Yds	-----Pass Def-----		---Fumbles---		Blkd Kick	Saf
		Solo	Ast	Total			Int-Yds	BrUp	FR-Yds	FF		
32 Jake Trantin	14	49	41	90	10.0-36	2.5-19	3-66	3	1-0	1	.	.
21 Evan Franks	14	59	30	89	7.5-17	2.5-6	.	6	3-0	.	.	.
97 Adrian Tracy	14	50	28	78	22.0-103	12.0-70	.	4	1-0	1	.	.
93 Sean Lissimore	14	30	36	66	14.0-46	6.5-29	2-4	2	.	.	1	.
6 David Caldwell	14	41	17	58	2.0-13	1.0-12	.	3	1-0	1	.	.
17 Robert Livingston	14	33	15	48	.	.	1-17	3
48 Wes Steinman	14	29	14	43	10.5-53	3.5-30	1-0	3	1-0	.	.	.
92 Michael Stover	13	26	12	38	12.0-51	5.5-39	.	4
95 C.J. Herbert	13	18	14	32	8.5-39	2.5-22	.	4	.	2	.	.
24 Ben Cottingham	14	21	11	32	.	.	.	6	1-0	.	.	.
Total.....	14	522	312	834	112-470	49-303	16-267	47	11-11	7	1	2
Opponents.....	14	-	-	-	-	21-127	9-66	31	6-26	13	.	1

2010 CAA Football

CAA Football Newcomers

DELAWARE BLUE HENS

Name	Pos.	Ht./Wt.	Hometown/High School (Last School)
*Quincy Barr	DE	6-3/250	Brandon, Fla./Riverview HS (Hofstra)
Justin Burns	QB	6-6/215	Alpharetta, Ga./Alpharetta HS
Brandon Cheaton	S	6-1/180	Middletown, Del./Caravel HS
Jamaul Christopher	DL	6-2/240	Jacksonville, Fla./Fletcher HS
Stephen Clark	WR	6-2/175	Hampton, Va./Bethel HS
John Dzurko	OL	6-3/280	North Wales, Pa./North Penn HS
Sam Feleccia	TE	6-0/220	Ambler, Pa./La Salle HS
Kyle Gayle	LB	6-2/195	Montclair, N.J./Montclair HS
Jacob Geiser	OL	6-2/275	Columbia, Md./DeMatha HS
Jake Giusti	DB	5-11/180	Neptune, Fla./Fletcher HS
*Kyle Hunte	LB	6-2/205	Brookline, Mass./Brookline HS (Northeastern)
Michael Johnson	WR	6-2/225	Gainesville, Fla./Gainesville HS
*Darryl Jones	DB	5-10/184	Glen Burnie, Md./St. John's College HS (Northeastern)
Karim Jones	WR	6-3/210	Gaithersburg, Md./Quince Orchard HS
Jamal Mtshali	DL	6-2/245	Columbia, S.C./Northwood HS (Md.)/Army Prep
Derrick Saulsberry	DE	6-3/210	St. Mary's, Ga./Camden County HS
Laith Wallschleger	DE	6-4/250	Alexandria, Va./St. Stephens & St. Agnes HS
Malcolm Yowk	RB	5-10/175	Dover, Del./Caesar Rodney HS

* Transfer Student-Athlete enrolled at Delaware Spring 2010

MAINE BLACK BEARS

Name	Pos.	Ht./Wt.	Hometown/High School (Last School)
Arron Achey	QB/LB	6-1/215	Newmanstown, Pa./Eastern Lebanon County
Khari Al-Mateen	WR/DB	6-1/185	Baltimore, Md./Baltimore Polytechnic Institute
Damarr Aultman	WR/DB	5-11/180	Wheatley Hgt, N.Y./Half Hollow Hills West
Ryan Baranowsky	TE/DE	6-3/230	Moorestown, N.J./Bishop Eustace Prep
Devin Clark	OL/DL	6-3/250	Baltimore, Md./Dunbar H.S.
Rashon Edgerton	WR/FB/FS	6-2/190	Brunswick, Maine/Brunswick
Omar Jacobs	DE/DT	6-2/265	Oakland, Calif./Skyline H.S.
Charles Kyeremeh Jr.	RB	6-1/210	Lebanon, Pa./Cedar Crest H.S.
Daniel Linares	OT/DT	6-4/275	Yonkers, N.Y./Sacred Heart H.S.
Michael Mangiarelli	DB/RB/WR	6-0/185	Warren, Ohio/Howland H.S.
Nicolas Napurano	OT/DT/TE	6-5/248	Edison, N.J./Bishop Ahr H.S.
Axel Ofori Jr.	RB/DB	5-10/180	Gaithersburg, Md./Gaithersburg H.S.
Jeffery Ondish	K/P	6-2/185	Elkton, Md./Elkton H.S.
Patrick Pascal	WR/DB	5-10/175	Greenlam, N.Y./Elwood-John Glenn H.S.
Matthew Wilson	OL/DL	6-3/270	Freeport, N.Y./Holy Trinity Diocesan H.S.

JAMES MADISON DUKES

Name	Pos.	Ht./Wt.	Hometown/High School (Last School)
Erik Buchholz	DL	6-5/240	Malvern, Pa./Great Valley
Matt Cunningham	OL	6-4/260	Alexandria, Va./West Potomac
Corey Davis	CB	5-9/175	Union, N.J./St. Peter's Prep
Ryan Dixon	WR	6-0/180	Libertytown, Md./Linganore
Jace Edwards	QB	6-2/185	Midland, Texas/Robert E. Lee
Josh Hogan	DL	6-3/220	Fairfax, Va./Woodson
Henry Hunter	QB	6-1/205	Garland, Texas/Sachse
Wyatt Johnson	WR	6-0/180	Richmond, Va./Highland Springs
Jauan Latney	ATH	6-0/185	Fredericksburg, Va./Massaponax
Brandon Lee	SS/LB	6-2/215	Sterling, Va./Park View
Kyle Linn	DB	6-3/185	Bridgewater, Va./Turner Ashby
Eric Magruder	ATH	6-0/180	Petersburg, Va./Petersburg
Dean Marlowe	DB	6-3/185	Queens, N.Y./Holy Cross
Anthony McDaniel	DL	6-1/250	Upper Marlboro, Md./Dr. Henry A Wise, Jr.
Anthony Rose	WR	6-3/195	Amherst, Va./Amherst
Graham Sharples	PK/P	5-9/160	Winchester, Va./Handley
Dejor Simmons	RB	5-8/170	Virginia Beach, Va./Green Run
Matt Williams	OL	6-3/260	Glen Mills, Pa./Cardinal O'Hara
Marquis Woodyard	DB	5-10/180	Frederick, Md./Thomas Johnson

MASSACHUSETTS MINUTEMEN

Name	Pos.	Ht./Wt.	Hometown/High School (Last School)
Stanley Andre	LB	6-1/250	Dorchester, Mass./Reading H.S.
Matt Campbell	LB	6-1/230	Attleboro, Mass./Attleboro H.S.
Shawn Campbell	WR	6-2/205	Woodstock, Conn./Hartford Public H.S./Hyde School
*Galen Clemons	DL	6-2/255	Danielsville, Pa./Northampton Area H.S. (Central Michigan)
Mike Delaney	RB	6-3/220	Foxborough, Mass./Foxborough H.S.
*Anthony Dima	OL	6-7/271	Centereach, N.Y./Centereach H.S. (Hofstra)
*John Griffin	TB	6-0/208	Westminster, Mass./Oakmont Regional H.S. (Northeastern)
Matt Heilig	DL	6-4/210	Harrisburg, Pa./Central Dauphin H.S.
Brandon Hill	QB	6-5/210	Audubon, N.J./Audubon H.S.
*Chad Hunte	LB	6-0/205	Brookline, Mass./Brookline H.S. (Northeastern)
Kirkland Nelms	DB	5-10/180	Spotsylvania, Va./Riverbend H.S.
*Anthony Nelson	WR	5-10/180	Wellington, Fla./Glades Day School (Hofstra)
*Greg Niland	OL	6-5/305	East Bridgewater, Mass./Coyle Cassidy H.S. (Northeastern)
Edward Saint-Vil	DB	5-11/175	Mirmar, Fla./Hollywood Hills H.S.
Antoine Tharpe	DB	5-10/175	North Lauderdale, Fla./Coral Springs Charter School
Dominic Wooten	WR	6-5/220	Norwell, Mass./Norwell H.S.
Ryan Young	OL	6-5/280	Wayne, N.J./Wayne Valley H.S.

* Transfer Student-Athlete enrolled at Massachusetts Spring 2010

CAA Football Newcomers

NEW HAMPSHIRE WILDCATS

Name	Pos.	Ht./Wt.	Hometown/High School (Last School)
Alex Blane	DL/OL	6-4/255	North Andover, Mass./North Andover
Robert Bowman	OL/DL	6-5/275	Cheshire, Conn./Notre Dame
Brian Ciccone	TE/LB	6-3/215	Manchester, Mass./Manchester-Essex
Mike Coccia	OL/DL	6-3/275	Bethlehem, Pa./Freedom
Malcolm Griggs	LB/WR	6-2/210	Piscataway, N.J./Piscataway
R.J. Harris	WR/DB	6-0/180	Odenton, Md./Arundel
Tim Johnson	OL/DL	6-2/275	Oakdale, Pa./West Alleghaney
Eric Joyner	DB/WR	5-9/195	Bridgeport, Conn./King & Low-Heywood Thomas
Jimmy Owens	RB/DB	5-8/200	West Deptford, N.J./West Deptford
Alex Park	QB/DB	6-1/190	Upper St. Clair, Pa./Upper St. Clair
Corey Rekasie	DL/OL	6-1/260	Oakdale, Pa./Chartiers Valley
Harold Spears	TE/DE	6-4/210	Perkasie, Pa./Pennington School
Nico Steriti	RB/DB	5-11/205	Toms River, N.J./Toms River East
Steven Thames	DB/WR	6-0/170	Fort Washington, Md./Riverdale Baptist
Chad Wilkes	DB/QB	6-0/175	Cheraw, S.C./Cheraw
Tre Williams	DB/WR	6-3/190	Syracuse, N.Y./Christian Brothers Academy
Robbie Zauck	LB/OL	6-2/210	Ocean View, N.J./Ocean City

RICHMOND SPIDERS

Name	Pos.	Ht./Wt.	Hometown/High School (Last School)
Stephen Barnette	ATH	6-4/170	Salem, Va./Salem
Andrew Brown	LB	6-1/215	Forest, Va./Jefferson Forest
*Aaron Corp	QB	6-3/200	Villa Park, Calif./Orange Lutheran (Southern California)
Bryan Cosgrove	OL	6-5/250	Wallenpaupack, Pa./Wallenpaupack
Ben Edwards	WR	5-10/175	Yorktown, Va./York
Jerel Harrison	WR	6-0/181	Richmond, Va./Varina
DeShawn Holmes	S	5-10/175	Highland Springs, Va./Highland Springs
Evan Kelly	DL	6-2/270	Pittsburgh, Pa./Seton LaSalle
Joy Landess	DT	6-4/240	Dallas, Texas/Highland Park
James McKinney	RB	6-0/190	Round Rock, Texas/Round Rock
Wayne Pettus	DB	5-8/165	Detroit, Mich./Melvindale
Jacob Ruby	OL	6-8/290	London, Ontario/Medway
Kurt Schmitz	OL	6-4/255	Haskell, N.J./Don Bosco Prep
Marcus Snipes	WR	6-1/175	Severn, Md./Meade
Walt Sparks	LS/LB	6-2/225	Jamestown, N.C./Ragsdale
Hunter Westfall	TE	6-6/220	Charlotte, N.C./Myers Park
Montel White	QB	6-4/202	Surry, Va./Surry County
Rashad Winston	DT	6-1/252	Highland Springs, Va./Highland Springs
Eric Wright	LB	6-1/215	Springfield, Va./Robert E. Lee

* Transfer Student-Athlete enrolled at Richmond Spring 2010

RHODE ISLAND RAMS

Name	Pos.	Ht./Wt.	Hometown/High School (Last School)
Ramadan Abdullah	ATH	6-0/170	Philadelphia, Pa./Germantown H.S.
*Nick Baker	DL	6-2/245	Whitman, Mass. (Dean College)
Darrell Dulany	DB	6-1/190	Philadelphia, Pa./Valley Forge Academy
*Stanley Dunbar	DB	5-9/180	Johnston, R.I. (Dean College)
*Chris Edmond	DB	6-0/200	Freeport, N.Y./Freeport H.S. (Hofstra)
Derek Gibson	TE	6-4/240	Bloomfield, N.J./Worcester Academy
Travis Hurd	RB	5-8/180	Branford, Conn./Cheshire Academy
Joshua Moody	DL	6-4/240	Staten Island, N.Y./Tottenville H.S.
*Billy Morgan	WR	5-9/160	Chester, Pa./Cardinal O'Hara H.S. (Hofstra)
Kevin Mustac	OL	6-5/260	Rutherford, N.J./St. Mary's H.S.
D.J. Nettles	WR	6-3/190	Buffalo, N.Y./Sweet Home H.S.
*Steve Probst	QB	6-4/215	North Massapequa, N.Y./Farmingdale H.S. (Hofstra)
James Timmins	DL	6-2/215	Staten Island, N.Y./Curtis H.S.

* Transfer Student-Athlete enrolled at Rhode Island Spring 2010

TOWSON TIGERS

Name	Pos.	Ht./Wt.	Hometown/High School (Last School)
Thomas Bradley	DB	6-4/176	Gaithersburg, Md./Richard Montgomery H.S.
*Jordan Dangerfield	DB	5-11/185	Royal Palm Beach, Fla./Royal Palm Beach H.S. (Hofstra)
Justen Davis	WR	6-2/180	Tampa, Fla./Alonso H.S.
LaTrayon Fagins	CB	6-0/178	Bradenton, Fla./Southeast H.S.
Corey Ford	CB	5-11/170	Harrisburg, Pa./Bishop McDevitt H.S.
*Chris Hart	QB	6-3/210	Bradenton, Fla./Georgia Military College)
Trey Jackson	LB	6-3/215	Ellicott City, Md./Howard H.S.
Kyle Polk	LB	6-1/205	Piscataway, N.J./Piscataway H.S.
Ariane Scott	WR	6-2/170	Lauderhill, Fla./Nova H.S.
Derek Soven	P/PK	5-7/160	Weston, Fla./Cypress Bay H.S.
T.C. Sweeney	OT	6-3/275	Ramsey, N.J./Don Bosco Prep
Bryce Thompson	PK/P	5-10/160	Matthews, N.C./Providence H.S.
Daniel Vaughan	TE	6-3/235	Chesapeake, Va./Oscar F. Smith H.S.
Everett Weldon	CB	6-0/170	Brandywine, Md./Gwynn Park H.S.
Derek Wright	LB	6-2/205	Suffolk, Va./Kings Fork H.S.

* Transfer Student-Athlete enrolled at Towson Spring 2009

2010 CAA Football



CAA Football Newcomers

VILLANOVA WILDCATS


Name	Pos.	Ht./Wt.	Hometown/High School (Last School)
Donovan Allieri	OL	6-5/265	Boonton Twp, N.J./Mountain Lakes
Tyrone Armstrong	LB	6-0/230	Washington, D.C./Friendship Collegiate Acad.
Dennis Leighton	DB	5-10/165	Paoli, Pa./Conestoga
Ross Hall	OL	6-3/265	Leola, Pa./Lancaster Catholic
Shane Harris	DB	5-11/190	Montclair, N.J./Monclair
Craig James	DB	6-0/195	Mays Landing, N.J./Oakcrest
Antoine Lewis	DL	6-3/270	Somers Point, N.J./Mainland
Keelan Malone	DL	6-2/230	Santa Monica, Calif./Santa Monica
Austin Medley	RB	5-11/195	Franklinville, N.J./Delsea
Emeka Ndichie	LB	6-0/205	Bloomfield, N.J./Bloomfield
*Jordy Paulemon	OL	6-3/300	Brentwood, N.Y./Hofstra
Josh Polonio	OL	6-3/300	Diamond Bar, Calif./Damien
Ransford Quarrie	RB	6-1/225	Hamilton, N.J./Notre Dame
Corey Reeder	WR	6-2/185	Browns Mills, N.J./Pemberton Twp.
Dustin Thomas	QB	6-2/185	Ventnor, N.J./St. Augustine Prep

* Transfer Student-Athlete enrolled at Villanova Spring 2010

WILLIAM AND MARY TRIBE

Name	Pos.	Ht./Wt.	Hometown/High School (Last School)
George Beerhalter	DL	6-3/250	Pittsburgh, Pa./Montour H.S.
Alexander Berry	OL	6-3/273	Roanoke, Va./Cave Spring H.S.
John Carpenter	K/P	6-1/190	Cumberland, Md./Allegany H.S.
Jake Franklin	OL/TE	6-4/240	New Bern, N.C./New Bern H.S.
Alex Goodman	LB	6-0/215	Fredericksburg, Va./Brooke Point H.S.
Baron Goodman	OL	6-3/284	Smithfield, Va./Nansemond-Suffolk Academy
Jordan King	WR/DB	5-10/185	Stafford, Va./Mountain View H.S.
Darnell Laws	RB	5-11/211	Sicklerville, N.J./St. Augustine Prep
Jesse McNeal	WR/DB	5-11/170	Spotsylvania/Riverbend H.S.
Raphael Ortiz	QB	6-2/214	Rahway, N.J./Saint Peter's Prep School
*Mike Paulus	QB	6-4/215	Syracuse, N.Y./Christian Brothers Academy (North Carolina)
Mike Reilly	DL	6-4/240	Old Tappan, N.J./Northern Valley Regional H.S.
Stephen Sinnott	DL	6-3/222	Lansdale, Pa./La Salle H.S.
Ivan Tagoe	DB/WR	6-0/203	Burtonsville, Md./Paint Branch H.S.

* Transfer Student-Athlete enrolled at William and Mary Spring 2010



CAA Football Commissioner Tom Yeager celebrates with some of the Villanova Wildcats following their 2009 National Championship victory.



2010 CAA Football

2009 CAA Football Standings

NORTH DIVISION	-----CONFERENCE-----				-----OVERALL-----				Home	Away	Neutral	vs. Div	Streak
	W-L	Pct.	PF	PA	W-L	Pct.	PF	PA					
New Hampshire#	6-2	.750	267	171	10-3	.769	414	274	6-0	4-3	0-0	4-1	Lost 1
Maine	4-4	.500	169	161	5-6	.455	243	249	3-2	2-4	0-0	4-1	Lost 1
Hofstra	3-5	.375	165	194	5-6	.455	232	252	3-2	2-4	0-0	2-3	Won 1
Massachusetts	3-5	.375	190	199	5-6	.455	295	244	5-1	0-5	0-0	3-2	Lost 2
Northeastern	3-5	.375	130	239	3-8	.273	172	373	2-4	1-4	0-0	2-3	Won 2
Rhode Island	0-8	.000	161	298	1-10	.091	232	406	1-4	0-6	0-0	0-5	Lost 10
SOUTH DIVISION	W-L	Pct.	PF	PA	W-L	Pct.	PF	PA	Home	Away	Neutral	vs. Div	Streak
Villanova*#S%!	7-1	.875	271	98	14-1	.933	471	211	8-0	5-1	1-0	5-0	Won 9
Richmond*#	7-1	.875	231	110	11-2	.846	389	212	5-2	6-0	0-0	4-1	Lost 1
William and Mary#S	6-2	.750	205	109	11-3	.786	366	169	6-0	5-3	0-0	3-2	Lost 1
Delaware	4-4	.500	202	185	6-5	.545	282	237	4-2	2-3	0-0	1-4	Lost 2
James Madison	4-4	.500	139	144	6-5	.545	242	208	3-2	3-3	0-0	2-3	Won 4
Towson	1-7	.125	104	326	2-9	.182	148	402	1-4	1-5	0-0	0-5	Lost 6

* - CAA Football Champion
 # - NCAA Division I Football Championship Participant
 S - NCAA Division I Football Championship Semifinalist
 % - NCAA Division I Football Championship Finalist
 ! - NCAA Division I National Champion



* denotes host institution
 First round, quarterfinal and semifinal games will be played on campus sites



2010 CAA Football

2009 CAA Football All-Conference Teams

2009 CAA Football Major Awards

(as voted on by the head coaches)

OFFENSIVE PLAYER OF THE YEAR

Matt Szczur, Villanova, Jr., WR/RB, Erma, N.J.

DEFENSIVE PLAYER OF THE YEAR

Arthur Moats, James Madison, Sr., DL, Portsmouth, Va.

SPECIAL TEAMS PLAYER OF THE YEAR

Matt Szczur, Villanova, Jr., KR, Erma, N.J.

OFFENSIVE ROOKIE OF THE YEAR

Justin Thorpe, James Madison, Fr., QB, Richmond, Va.

DEFENSIVE ROOKIE OF THE YEAR

B.W. Webb, William and Mary, Fr., DB, Newport News, Va.

COACH OF THE YEAR

Andy Talley, Villanova, 25th Season

2009 All-CAA Football First Team

(as voted on by the head coaches)

OFFENSE

Position	Player	School	Class
QB	<i>Chris Whitney</i>	<i>Villanova</i>	<i>Junior</i>
RB	<i>John Griffin</i>	<i>Northeastern</i>	<i>Junior</i>
RB	<i>Jonathan Grimes</i>	<i>William and Mary</i>	<i>Sophomore</i>
FB/HB	Chris Zardas	Massachusetts	Senior
WR	Victor Cruz	Massachusetts	Senior
WR	Mark Duncan	Delaware	Senior
WR	<i>Matt Szczur</i>	<i>Villanova</i>	<i>Junior</i>
WR	Landis Williams	Maine	Senior
TE	Scott Sicko	New Hampshire	Senior
OL	Dorian Brooks	James Madison	Senior
OL	Vladimir Ducasse	Massachusetts	Senior
OL	<i>Ben Ijalana</i>	<i>Villanova</i>	<i>Junior</i>
OL	Matt McCracken	Richmond	Senior
OL	Michael Silva	Richmond	Senior
PK	Tom Manning	New Hampshire	Senior
KR	<i>Matt Szczur</i>	<i>Villanova</i>	<i>Junior</i>
PR	Derek Hatcher	Richmond	Senior

DEFENSE

Position	Player	School	Class
DL	Brandon Gilbeaux	Delaware	Senior
DL	Tim Kukucka	Villanova	Senior
DL	Sean Lissemore	William and Mary	Senior
DL	Arthur Moats	James Madison	Senior
DL	Adrian Tracy	William and Mary	Senior
LB	Luke Bonus	Hofstra	Senior
LB	<i>Eric McBride</i>	<i>Richmond</i>	<i>Junior</i>
LB	Collin McConaghy	Richmond	Senior
LB	<i>Terence Thomas</i>	<i>Villanova</i>	<i>Junior</i>
CB	<i>Justin Rogers</i>	<i>Richmond</i>	<i>Junior</i>
CB	<i>Anthony Walters</i>	<i>Delaware</i>	<i>Junior</i>
S	David Caldwell	William and Mary	Senior
S	Charles Graves	Delaware	Senior
S	Jeromy Miles	Massachusetts	Senior
P	<i>David Miller</i>	<i>William and Mary</i>	<i>Junior</i>

2009 All-CAA Football Second Team

(as voted on by the head coaches)

OFFENSE

Position	Player	School	Class
QB	R.J. Archer	William and Mary	Senior
RB	Chad Kackert	New Hampshire	Senior
RB	Tony Nelson	Massachusetts	Senior
FB/HB	Everette Benjamin	Hofstra	Junior
WR	<i>Kevin Grayson</i>	<i>Richmond</i>	<i>Junior</i>
WR	Brandyn Harvey	Villanova	Senior

WR	D.J. McAulay	William and Mary	Senior
WR	Aaron Weaver	Hofstra	Junior
TE	Rob Varno	William and Mary	Senior
OL	Tyler Eastman	Maine	Senior
OL	Tom Neill	New Hampshire	Senior
OL	Kevin Newhall	Northeastern	Senior
OL	Corey Nicholson	Delaware	Senior
OL	C.J. Muse	William and Mary	Senior
PK	Brian Pate	William and Mary	Senior
KR	Scotty McGee	James Madison	Senior
PR	Scotty McGee	James Madison	Senior

DEFENSE

Position	Player	School	Class
DL	Sam Daniels	James Madison	Senior
DL	Kyle Harrington	Massachusetts	Senior
DL	Phil Matusz	Villanova	Senior
DL	<i>Martin Parker</i>	<i>Richmond</i>	<i>Junior</i>
LB	<i>Tyler Holmes</i>	<i>Massachusetts</i>	<i>Sophomore</i>
LB	Osyai Osunde	Villanova	Senior
LB	<i>Jake Trantin</i>	<i>William and Mary</i>	<i>Sophomore</i>
LB	Sean Ware	New Hampshire	Senior
CB	Scotty McGee	James Madison	Senior
CB	<i>Dino Vasso</i>	<i>New Hampshire</i>	<i>Junior</i>
CB	<i>B.W. Webb</i>	<i>William and Mary</i>	<i>Freshman</i>
S	<i>Anthony Bratton</i>	<i>Delaware</i>	<i>Junior</i>
S	Terrence Klein	New Hampshire	Senior
P	<i>Tim Edger</i>	<i>Rhode Island</i>	<i>Sophomore</i>

2009 All-CAA Football Third Team

(as voted on by the head coaches)

OFFENSE

Position	Player	School	Class
QB	Eric Ward	Richmond	Senior
RB	<i>Aaron Ball</i>	<i>Villanova</i>	<i>Junior</i>
RB	Justin Forte	Richmond	Senior
FB/HB	<i>Kendall Gaskins</i>	<i>Richmond</i>	<i>Freshman</i>
WR	<i>Tre Gray</i>	<i>Richmond</i>	<i>Sophomore</i>
WR	Shawn Leonard	Rhode Island	Senior
WR	Rockeyed McCarter	James Madison	Senior
TE	Mike Caussin	James Madison	Senior
OL	Brian Brannigan	Villanova	Senior
OL	<i>Brant Clouser</i>	<i>Villanova</i>	<i>Junior</i>
OL	<i>Drew Lachenmayer</i>	<i>Richmond</i>	<i>Junior</i>
OL	Derek Moore	Hofstra	Sophomore
OL	<i>Theo Sherman</i>	<i>James Madison</i>	<i>Junior</i>
PK	Armando Cuko	Massachusetts	Senior
KR	<i>Jonathan Grimes</i>	<i>William and Mary</i>	<i>Sophomore</i>
PR	<i>B.W. Webb</i>	<i>William and Mary</i>	<i>Freshman</i>

DEFENSE

Position	Player	School	Class
DL	<i>Ronnell Brown</i>	<i>James Madison</i>	<i>Junior</i>
DL	Brandon Collier	Massachusetts	Senior
DL	Kyle Maroney	New Hampshire	Senior
DL	Parker Miles	Richmond	Senior
DL	Jordan Stevens	Maine	Senior
LB	<i>Rob Damon</i>	<i>Rhode Island</i>	<i>Junior</i>
LB	<i>Donte Dennis</i>	<i>Maine</i>	<i>Sophomore</i>
LB	<i>Marquis Kirkland</i>	<i>Villanova</i>	<i>Junior</i>
LB	<i>Patrick Weldon</i>	<i>Richmond</i>	<i>Junior</i>
LB	<i>Pat Williams</i>	<i>James Madison</i>	<i>Sophomore</i>
CB	<i>Steven Barker</i>	<i>Maine</i>	<i>Junior</i>
CB	<i>Jimmy Pitts</i>	<i>Villanova</i>	<i>Sophomore</i>
S	<i>John Dempsey</i>	<i>Villanova</i>	<i>Junior</i>
S	Michael Ireland	Richmond	Senior
P	<i>Ed Wagner</i>	<i>Delaware</i>	<i>Junior</i>

Active Players in italics



2010 CAA Football

2009 CAA Football In The Polls

Sports Network Top 25 (Final)

No.	Team	Record	Points
1.	Villanova (101)	14-1	2,525
2.	Montana	14-1	2,415
3.	Appalachian State	11-3	2,385
4.	William and Mary	11-3	2,225
5.	Richmond	11-2	2,092
6.	Southern Illinois	11-2	2,037
7.	New Hampshire	10-3	1,815
8.	South Carolina State	10-2	1,685
9.	Elon	9-3	1,672
10.	Stephen F. Austin	10-3	1,577
11.	South Dakota State	8-4	1,431
12.	McNeese State	9-3	1,391
13.	Eastern Washington	8-4	1,150
14.	Holy Cross	9-3	1,111
15.	Prairie View A&M	9-1	976
16.	Jacksonville State	8-3	931
17.	Weber State	7-5	914
18.	Northern Iowa	7-4	854
19.	Eastern Illinois	8-4	736
20.	Penn	8-2	590
21.	Colgate	9-2	524
22.	Liberty	8-3	482
23.	Florida A&M	8-3	366
24.	Lafayette	8-3	223
25.	Texas State	7-4	155

Others receiving votes: James Madison 129, Montana State 112, Delaware 89, Harvard 64, Butler 49, Eastern Kentucky 34, Central Connecticut State 29, UC Davis 28, Furman 26, Illinois State 24, Northern Arizona 21, Grambling 11, Youngstown State 8, Norfolk State 7, Stony Brook 4, Alabama A&M 3, Old Dominion 3, Central Arkansas 2, Chattanooga 1.

FCS Coaches Top 25 (Final)

No.	Team	Record	Points
1.	Villanova (28)	14-1	700
2.	Montana	14-1	672
3.	Appalachian State	11-3	629
4.	William and Mary	11-3	629
5.	Richmond	11-2	579
6.	Southern Illinois	11-2	541
7.	New Hampshire	10-3	515
8.	South Carolina State	10-2	477
9.	Stephen F. Austin	10-3	450
10.	Elon	9-3	439
11.	South Dakota State	8-4	413
12.	McNeese State	9-3	375
13.	Eastern Washington	8-4	345
14.	Holy Cross	9-3	317
15.	Eastern Illinois	8-4	272
16.	Jacksonville State	8-3	258
17.	Weber State	7-5	252
18.	Northern Iowa	7-4	246
19.	Prairie View A&M	9-1	223
20.	Colgate	9-2	165
21.	Liberty	8-3	155
22.	Florida A&M	8-3	127
23.	Penn	8-2	97
24.	Texas State	7-4	59
25.	Lafayette	8-3	56

Others receiving votes: Montana State (38), Delaware (18), James Madison (14), Butler (6), Harvard (6), Grambling State (5), Northern Arizona (5), Alabama A&M (4), Illinois State (4), Central Connecticut State (2), Dayton (2), Tennessee Tech (2), Central Arkansas (1), Massachusetts (1), UC Davis (1).

CONFERENCE RANKINGS (Final)

	SN	Coaches
Big Sky	3	3
Eastern Washington, Montana, Weber State		
Big South	1	1
Liberty		
CAA Football	4	4
New Hampshire, Richmond, Villanova, William and Mary		
Ivy League	1	1
Penn		
Mid-Eastern Athletic	2	2
Florida A&M, South Carolina State		
Missouri Valley Football	3	3
Northern Iowa, South Dakota State, Southern Illinois		
Ohio Valley	2	2
Eastern Illinois, Jacksonville State		
Patriot	3	3
Colgate, Holy Cross, Lafayette		
Southern	2	2
Appalachian State, Elon		
Southland	3	3
McNeese State, Stephen F. Austin, Texas State		
Southwestern Athletic	1	1
Prairie View A&M		

2009 Week-By-Week/Team-By-Team Top-25 Breakdown

(Sports Network/FCS Coaches)

	UD	HOF	JMU	UM	UMass	UNH	NU	URI	UR	TU	VU	WM
Pre	rv/rv	rv/24	6/6	19/19	17/18	8/8	-/-	-/-	2/2	rv/-	5/5	14/14
Sept. 7	rv/rv	rv/rv	6/6	20/20	17/18	9/9	-/-	rv/-	1/1	rv/-	3/3	7/7
Sept. 14	rv/rv	rv/rv	7/6	20/19	17/17	6/7	-/-	rv/-	1/1	-/-	2/2	5/5
Sept. 21	rv/rv	rv/rv	7/6	rv/rv	15/15	6/7	-/-	-/-	1/1	-/-	2/2	5/5
Sept. 28	rv/rv	-/-	7/6	rv/rv	14/16	6/7	-/-	-/-	1/1	-/-	2/2	5/5
Oct. 5	rv/-	rv/rv	13/12	-/-	12/13	5/5	-/-	-/-	1/1	-/-	2/2	8/8
Oct. 12	23/rv	rv/-	16/16	rv/-	18/20	4/4	-/-	-/-	1/1	-/-	6/6	7/7
Oct. 19	19/23	rv/-	rv/rv	rv/-	14/16	9/8	-/-	-/-	1/1	-/-	4/4	5/5
Oct. 26	16/18	-/-	rv/rv	-/-	19/23	8/7	-/-	-/-	1/1	-/-	4/4	5/5
Nov. 2	23/25	-/-	rv/rv	rv/-	rv/rv	8/7	-/-	-/-	1/1	-/-	4/4	5/5
Nov. 9	23/23	rv/-	rv/-	rv/-	rv/rv	8/7	-/-	-/-	4/4	-/-	3/3	5/4
Nov. 16	25/rv	-/-	rv/rv	rv/rv	rv/rv	11/9	-/-	-/-	4/4	-/-	2/3	5/5
Nov. 22/23	rv/rv	-/-	rv/rv	-/rv	-/-	10/10	-/-	-/-	4/4	-/-	2/3	6/6
Final	rv/rv	-/-	rv/rv	-/-	-/rv	7/7	-/-	-/-	5/5	-/-	1/1	4/3

2010 CAA Football



2009 CAA Football Versus The Nation

2009 CAA FOOTBALL NON-CONFERENCE RECORD

[29-14 (.674)]

Conference	2009			2008	Pct.
	Games	W-L	Pct.		
ACC (FBS)	4	2-2	.500	0-5	.000
<i>Boston College 54, Northeastern 0; William and Mary 26, Virginia 14; Richmond 24, Duke 16; Maryland 38, James Madison 35 (ot)</i>					
Big East (FBS)	2	0-2	.000	0-3	.000
<i>Connecticut 52, Rhode Island 10; Syracuse 41, Maine 24</i>					
Big Sky (FCS)	2	2-0	1.000	1-1	.500
<i>William and Mary 38, Weber State 0; Villanova 23, Montana 21</i>					
Big South (FCS)	6	6-0	1.000	4-1	.800
<i>Hofstra 17, Stony Brook 10; James Madison 44, VMI 16; Towson 21, Coastal Carolina 17; Richmond 38, VMI 28; Massachusetts 44, Stony Brook 17; James Madison 24, Liberty 10</i>					
Big Ten (FBS)	1	0-1	.000	0-1	.000
<i>Northwestern 47, Towson 14</i>					
Big 12 (FBS)	1	0-1	.000	0-1	.000
<i>Kansas State 21, Massachusetts 17</i>					
Great West (FCS)				1-0	1.000
FCS Independents				3-0	1.000
FBS Independents	1	0-1	.000	1-1	.500
<i>Navy 35, Delaware 18</i>					
Ivy League (FCS)	3	2-1	.667	4-0	1.000
<i>Villanova 14, Penn 3; New Hampshire 44, Dartmouth 14; Brown 28, Rhode Island 20</i>					
Mid-American (FBS)	3	2-1	.667	0-1	.000
<i>Villanova 27, Temple 24; New Hampshire 23, Ball State 16; Western Michigan 24, Hofstra 10</i>					
Mid-Eastern (FCS)	3	2-1	.667	2-0	1.000
<i>Delaware 27, Delaware State 17; William and Mary 27, Norfolk State 15; Morgan State 12, Towson 9</i>					
Missouri Valley (FCS)	2	1-1	.500	2-2	.500
<i>Youngstown State 38, Northeastern 21; William and Mary 24, Southern Illinois 3</i>					
Northeast (FCS)	5	4-1	.800	5-1	.833
<i>New Hampshire 24, St. Francis (Pa.) 14; Hofstra 40, Bryant 24; Massachusetts 44, Albany 7; William and Mary 33, Central Connecticut State 14; Albany 20, Maine 16</i>					
Ohio Valley (FCS)				1-0	1.000
Patriot (FCS)	5	4-1	.800	5-1	.833
<i>Rhode Island 41, Fordham 28; Villanova 38, Lehigh 17; Holy Cross 42, Northeastern 21; Richmond 49, Georgetown 10; Villanova 38, Holy Cross 28</i>					
Southern (FCS)	2	1-1	.500	4-2	.667
<i>Richmond 16, Elon 13; Appalachian State 35, Richmond 31</i>					
Southland (FCS)	1	1-0	1.000	---	---
<i>New Hampshire 49, McNeese State 13</i>					
Division II	2	2-0	1.000	1-0	1.000
<i>Maine 34, St. Cloud State 27 (ot); Delaware 35, West Chester 0</i>					
CAA Football vs. FCS	29	23-6	.793	32-8	.800

2009 CAA FOOTBALL NON-CONFERENCE RECORD

(Since 2002)

Year	Games	Overall		Playoffs	
		W-L	Pct.	W-L	Pct.
2002	36	24-12	.667	3-3	.500
2003	36	24-12	.667	4-1	.800
2004	47	32-15	.681	8-3 (2 CAAFB matchups)	.727
2005	40	25-15	.625	2-2	.500
2006	39	24-15	.615	4-3 (1 CAAFB matchup)	.571
2007	47	30-17	.638	6-5	.545
2008	54	34-20	.630	8-4 (1 CAAFB matchup)	.667
2009	43	29-14	.674	8-3 (2 CAAFB matchups)	.727
TOTALS	342	222-120	.649	43-24 (6 CAAFB matchups)	.642

CAA FOOTBALL ALL-TIME VICTORIES OVER BCS/FBS OPPONENTS

(Since NCAA I-A "BCS/FBS" & I-AA "FCS" Division in 1978)

Year	CAA Football School	BCS/FBS Opponent	Score	Date
1978	Massachusetts	Boston College	27-0	Nov. 5
1984	Massachusetts	Ball State	26-10	Sept. 1
1986	Delaware	Navy	27-14	Nov. 15
1989	Delaware	Navy	10-9	Nov. 18
1991	Delaware	Navy	29-25	Oct. 26
1992	Delaware	Navy	37-21	Oct. 24
1994	Boston Univ.	Army	21-12	Nov. 12
1998	William and Mary	Temple (BCS)	45-38	Oct. 3
1999	Connecticut	Buffalo	23-0	Sept. 18
2000	Northeastern	Connecticut	35-27	Sept. 23
2000	Richmond	Arkansas State	30-27	Sept. 30
2000	Rhode Island	Connecticut	26-21	Nov. 11
2002	Villanova	Rutgers (BCS)	37-19	Aug. 31
2002	Northeastern	Ohio	31-0	Sept. 7
2003	Villanova	Temple (BCS)	23-20	Sept. 6
2003	Delaware	Navy	21-17	Oct. 25
2004	New Hampshire	Rutgers (BCS)	35-24	Sept. 11
2004	Maine	Mississippi State (BCS)	9-7	Sept. 18
2006	Richmond	Duke (BCS)	13-0	Sept. 2
2006	New Hampshire	Northwestern (BCS)	34-17	Sept. 9
2007	New Hampshire	Marshall	48-35	Sept. 15
2007	Delaware	Navy	59-52	Oct. 27
2008	New Hampshire	Army	28-10	Sept. 6
2009	Villanova	Temple	27-24	Sept. 3
2009	William and Mary	Virginia (BCS)	26-14	Sept. 5
2009	Richmond	Duke (BCS)	24-16	Sept. 5
2009	New Hampshire	Ball State	23-16	Sept. 12
CAA Football vs. BCS/FBS (Since NCAA Division - 1978)				27-112 (.194)

CAA FOOTBALL -- NORTH DIVISION VS. SOUTH DIVISION

(Since 2004)

NORTH vs. south	W	L	T	Pct.
Massachusetts	10	8	0	.556
New Hampshire	10	8	0	.556
Maine	7	11	0	.389
Hofstra	6	12	0	.333
Northeastern	6	12	0	.333
Rhode Island	3	15	0	.167
TOTALS	42	66	0	.389
SOUTH vs. north	W	L	T	Pct.
James Madison	16	2	0	.889
Richmond	14	4	0	.778
William and Mary	12	6	0	.667
Delaware	10	8	0	.556
Villanova	10	8	0	.556
Towson	4	14	0	.222
TOTALS	66	42	0	.611



2010 CAA Football

2009 CAA Football Weekly Honors

CAA FOOTBALL OFFENSIVE PLAYER OF THE WEEK

Sept. 7	Brandyn Harvey, Villanova, WR
Sept. 14	Eric Ward, Richmond, QB
Sept. 21	Kyle Havens, Massachusetts, QB
Sept. 28	R.J. Archer, William and Mary, QB
Sept. 28	Eric Ward, Richmond, QB
Oct. 5	Pat Devlin, Delaware, QB
Oct. 12	Pat Devlin, Delaware, QB
Oct. 19	Jon Hernandez, Massachusetts, RB
Oct. 26	John Griffin, Northeastern, RB
Oct. 26	Jonathan Grimes, William and Mary, RB
Nov. 2	Justin Thorpe, James Madison, QB
Nov. 9	Shawn Leonard, Rhode Island, WR
Nov. 9	Chris Whitney, Villanova, QB
Nov. 16	Chris Treister, Maine, QB
Nov. 23	Cory Christopher, Hofstra, QB

CAA FOOTBALL SPECIAL TEAMS PLAYER OF THE WEEK

Sept. 7	Nick Yako, Villanova, PK
Sept. 14	B.W. Webb, William and Mary, PR
Sept. 21	Matt Szczur, Villanova, KR
Sept. 28	Matt Goff, James Madison, P
Oct. 5	Sean Jellison, New Hampshire, KR
Oct. 12	Tom Manning, New Hampshire, PK
Oct. 19	Derek Hatcher, Richmond, PR
Oct. 26	Tom Manning, New Hampshire, PK
Nov. 2	David Miller, William and Mary, P
Nov. 9	Tom Manning, New Hampshire, PK
Nov. 16	Jon Striefsky, Delaware, PK
Nov. 23	Mat Johnson, Northeastern, PK

CAA FOOTBALL DEFENSIVE PLAYER OF THE WEEK

Sept. 7	B.W. Webb, William and Mary, DB
Sept. 14	Devon Jackson, New Hampshire, LB
Sept. 21	Nick Battle, Richmond, DL
Sept. 28	Arthur Moats, James Madison, DL
Oct. 5	Deron Mayo, Hofstra, DL
Oct. 12	Terrence Klein, New Hampshire, LB
Oct. 19	Fred Maldonado, Villanova, DB
Oct. 26	Justin Rogers, Richmond, DB
Nov. 2	Donte Dennis, Maine, LB
Nov. 9	Jake Trantin, William and Mary, LB
Nov. 16	Adrian Tracy, William and Mary, DL
Nov. 23	Martin Parker, Richmond, DL

CAA FOOTBALL ROOKIE OF THE WEEK

Sept. 7	D.J. Adeoba, Massachusetts, LB
Sept. 14	Darryl Hamilton, Richmond, DB
Sept. 21	Peter Athens, Towson, QB
Sept. 21	Justin Thorpe, James Madison, QB
Sept. 28	Perry McIntyre, Massachusetts, LB
Oct. 5	David Hayes, Delaware, RB
Oct. 12	Marcus Burley, Delaware, DB
Oct. 19	Miguel Maysonet, Hofstra, RB
Oct. 26	Kyle Hunte, Northeastern, LB
Nov. 2	Chase Williams, James Madison, LB
Nov. 9	Justin Thorpe, James Madison, QB
Nov. 16	Kyle Hunte, Northeastern, LB
Nov. 23	Justin Thorpe, James Madison, QB

Career CAA Football Weekly Award Leaders (Since 2007)

- 6 - Rodney Landers (James Madison, QB)
- 5 - Jonathan Grimes (William and Mary, RB); Scotty McGee (James Madison, KR); Justin Rogers (Richmond, KR/DB)
- 4 - Justin Thorpe (James Madison, QB); Eric Ward (Richmond, QB)
- 3 - Jovan Belcher (Maine, DL); Josh Jennings (Massachusetts, LB); Tom Manning (New Hampshire, PK); Ricky Santos (New Hampshire, QB)
- 2 - Liam Coen (Massachusetts, QB); Derek Cox (William and Mary, DB); Pat Devlin (Delaware, QB); Derek Hatcher (Richmond, PR); Tim Hightower (Richmond, RB); Kareem Huggins (Hofstra, KR); Kyle Hunte (Northeastern, LB); Brock Jackolski (Hofstra, RB); Terrence Klein (New Hampshire, LB); Joe Marcoux (Villanova, PK); Brian Pate (William and Mary, PK); Jon Striefsky (Delaware, PK); Adrian Tracy (William and Mary, DL); Jake Trantin (William and Mary, LB); Jared Turcotte (Maine, RB); Josh Vaughan (Richmond, RB); Gian Vilante (Hofstra, LB); Anthony Walters (Delaware, DB); B.W. Webb (William and Mary, DB); GriffYancey (James Madison, RB)
- 1 - Adam Abramowitz (Richmond, DL); D.J. Adeoba (Massachusetts, LB); R.J. Archer (William and Mary, QB); Peter Athens (Towson, QB); Angelo Babbaro (Villanova, KR); Aaron Ball (Villanova, RB); John Baranowsky (James Madison, DL); Justin Barnes (James Madison, LB); Nick Battle (Richmond, DL); Mike Boyle (New Hampshire, KR); Brian Bradford (Towson, LB); Pushaun Brown (Maine, RB); Marcus Burley (Delaware, DB); Jerry Butler (Delaware, KR); Derek Cassidy (Rhode Island, QB); Cory Christopher (Hofstra, QB); Cody Cipalla (Delaware, DB); John Clements (New Hampshire, KR); Omar Cuff (Delaware, RB); John Dempsey (Villanova, DB); Donte Dennis (Maine, LB); Cameron Dohse (William and Mary, WR); Louis Feinstein (Rhode Island, PK); Joe Flacco (Delaware, QB); Matt Goff (James Madison, P); John Griffin (Northeastern, RB); Stanley Gutierrez (Hofstra, LB); Darryl Hamilton (Richmond, DB); Brandyn Harvey (Villanova, WR); Kyle Havens (Massachusetts, QB); David Hayes (Delaware, RB); Jon Hernandez (Massachusetts, RB); Ryan Hinds (New

- Hampshire, DB); Stephen Howell (Richmond, DB); Markus Hunter (James Madison, DB); Devon Jackson (New Hampshire, LB); Chris Jeannot (New Hampshire, TE); Sean Jellison (New Hampshire, RB); Mat Johnson (Northeastern, PK); Brandon Johnson-Farrell (Rhode Island, WR); Chris Koeplin (Massachusetts, PK); Tim Kukucka (Villanova, DL); Sherman Logan (Richmond, DL); Fred Maldonado (Villanova, DB); Matt Marcovelle (Delaware, DL); Deron Mayo (Hofstra, DL); Miguel Maysonet (Hofstra, RB); Eric McBride (Richmond, LB); Perry McIntyre (Massachusetts, LB); David Miller (William and Mary, P); Greg Miller (Villanova, DL); Arthur Moats (James Madison, DL); Martel Moody (Villanova, DB); J.J. Moore (Massachusetts, WR); Maurice Murray (Northeastern, RB); Tony Nelson (Massachusetts, RB); Martin Parker (Richmond, DL); Matt Parent (New Hampshire, LB); Jake Phillips (William and Mary, QB); Courtney Robinson (Massachusetts, KR); Josh Rutter (William and Mary, LB); Sean Schaefer (Towson, QB); Hugo Souza (New Hampshire, LB); Matt Szczur (Villanova, WR); Julian Talley (Massachusetts, WR); Phillip Thaxton (Delaware, RB); Nate Thellen (Northeastern, DB); Terence Thomas (Villanova, LB); R.J. Toman (New Hampshire, QB); Chris Treister (Maine, QB); Dino Vasso (New Hampshire, DB); Lamir Whetstone (Maine, DB); Chris Whitney (Villanova, QB); Chase Williams (James Madison, LB); Roger Williams (Hofstra, PK); Nick Yako, (Villanova, PK); Rob Zarrilli (Hofstra, PK)

2009 National Weekly Honorees

THE SPORTS NETWORK NATIONAL PLAYER OF THE WEEK

Sept. 7	B.W. Webb, William and Mary, DB
Sept. 21	Nick Battle, Richmond, DL
Nov. 16	Chris Treister, Maine, QB

COLLEGE SPORTING NEWS NATIONAL PLAYER OF THE WEEK

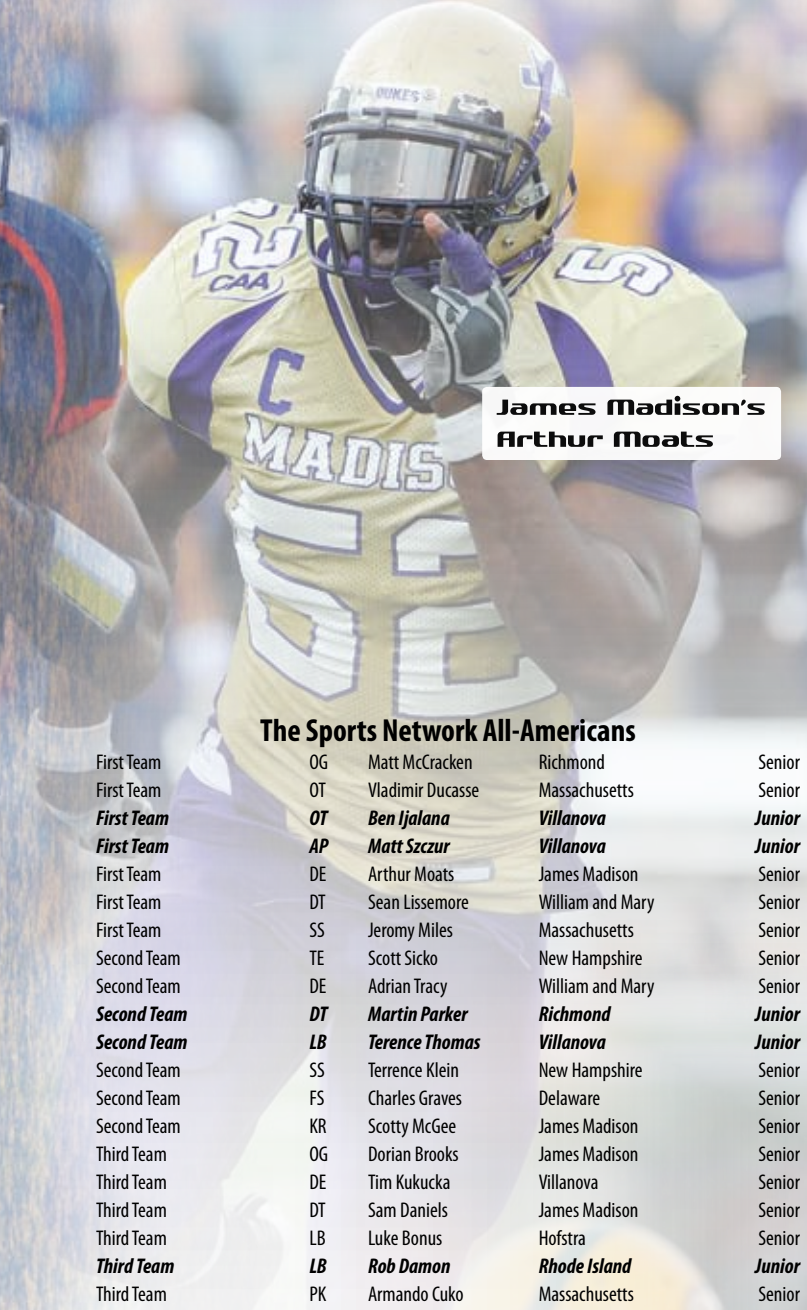
Sept. 7	B.W. Webb, William and Mary, DB
Sept. 7	Nick Yako, Villanova, PK
Oct. 19	Fred Maldonado, Villanova, DB
Nov. 16	Adrian Tracy, William and Mary, DL

FWAA/BRONKO NAGURSKI NATIONAL DEFENSIVE PLAYER OF THE WEEK

Sept. 7	B.W. Webb, William and Mary, DB
---------	---------------------------------

2010 CAA Football

2009 CAA Football All-Americans



**James Madison's
Arthur Moats**

The Sports Network All-Americans

First Team	OG	Matt McCracken	Richmond	Senior
First Team	OT	Vladimir Ducasse	Massachusetts	Senior
First Team	OT	Ben Ijalana	Villanova	Junior
First Team	AP	Matt Szczur	Villanova	Junior
First Team	DE	Arthur Moats	James Madison	Senior
First Team	DT	Sean Lissemore	William and Mary	Senior
First Team	SS	Jeromy Miles	Massachusetts	Senior
Second Team	TE	Scott Sicko	New Hampshire	Senior
Second Team	DE	Adrian Tracy	William and Mary	Senior
Second Team	DT	Martin Parker	Richmond	Junior
Second Team	LB	Terence Thomas	Villanova	Junior
Second Team	SS	Terrence Klein	New Hampshire	Senior
Second Team	FS	Charles Graves	Delaware	Senior
Second Team	KR	Scotty McGee	James Madison	Senior
Third Team	OG	Dorian Brooks	James Madison	Senior
Third Team	DE	Tim Kukucka	Villanova	Senior
Third Team	DT	Sam Daniels	James Madison	Senior
Third Team	LB	Luke Bonus	Hofstra	Senior
Third Team	LB	Rob Damon	Rhode Island	Junior
Third Team	PK	Armando Cuko	Massachusetts	Senior

American Football Coaches Association All-Americans

First Team	TE	Scott Sicko	New Hampshire	Senior
First Team	OL	Matt McCracken	Richmond	Senior
First Team	DL	Arthur Moats	James Madison	Senior
First Team	DL	Adrian Tracy	William and Mary	Senior
First Team	DB	Charles Graves	Delaware	Senior
First Team	DB	Justin Rogers	Richmond	Junior
First Team	PK	Armando Cuko	Massachusetts	Senior

Walter Camp Foundation All-Americans

First Team	WR	Matt Szczur	Villanova	Junior
First Team	OL	Matt McCracken	Richmond	Senior
First Team	OL	Ben Ijalana	Villanova	Junior
First Team	DL	Arthur Moats	James Madison	Senior
First Team	DL	Adrian Tracy	William and Mary	Senior
First Team	DB	Jeromy Miles	Massachusetts	Senior
First Team	DB	Charles Graves	Delaware	Senior

Associated Press All-Americans

First Team	OL	Matt McCracken	Richmond	Senior
First Team	OL	Vladimir Ducasse	Massachusetts	Senior
First Team	AP	Matt Szczur	Villanova	Junior
First Team	DL	Arthur Moats	James Madison	Senior
First Team	DB	Jeromy Miles	Massachusetts	Senior
Second Team	OL	Ben Ijalana	Villanova	Junior
Second Team	TE	Scott Sicko	New Hampshire	Senior
Second Team	DL	Adrian Tracy	William and Mary	Senior
Second Team	DB	Charles Graves	Delaware	Senior
Third Team	OL	Dorian Brooks	James Madison	Senior
Third Team	DL	Tim Kukucka	Villanova	Senior
Third Team	DB	Justin Rogers	Richmond	Junior

College Sporting News All-Americans

First Team	DL	Arthur Moats	James Madison	Senior
First Team	OL	Matt McCracken	Richmond	Senior
First Team	AP	Matt Szczur	Villanova	Junior
First Team	OG	Dorian Brooks	James Madison	Senior
First Team	OT	Vladimir Ducasse	Massachusetts	Senior
First Team	OL	Michael Silva	Richmond	Senior
First Team	TE	Scott Sicko	New Hampshire	Senior
First Team	DT	Martin Parker	Richmond	Junior
First Team	DT	Sean Lissemore	William and Mary	Senior
First Team	DE	Adrian Tracy	William and Mary	Senior
First Team	LB	Eric McBride	Richmond	Junior
First Team	LB	Tyler Holmes	Massachusetts	Sophomore
First Team	DB	Terrence Klein	New Hampshire	Senior
First Team	KR	Scotty McGee	James Madison	Senior
Honorable Mention	QB	Eric Ward	Richmond	Senior
Honorable Mention	QB	Chris Whitney	Villanova	Junior
Honorable Mention	FB	Everette Benjamin	Hofstra	Junior
Honorable Mention	OT	Ben Ijalana	Villanova	Junior
Honorable Mention	DE	Tim Kukucka	Villanova	Senior
Honorable Mention	DT	Phil Matusz	Villanova	Senior
Honorable Mention	LB	Rob Damon	Rhode Island	Junior
Honorable Mention	LB	Terence Thomas	Villanova	Junior
Honorable Mention	CB	Justin Rogers	Richmond	Junior
Honorable Mention	CB	Dino Vasso	New Hampshire	Junior
Honorable Mention	S	Charles Graves	Delaware	Senior
Honorable Mention	PK	Armando Cuko	Massachusetts	Senior
Honorable Mention	PK	Brian Pate	William and Mary	Senior



**William and Mary's
Adrian Tracy**

Active Players in italics



2010 CAA Football

2009 CAA Football Miscellaneous Statistics

2009 CAA FOOTBALL LONGEST DRIVES

Rk.	Plays	Game	Yards	Time	Result
1.	18	Delaware vs. Navy	84	8:39	Field Goal
	18	William and Mary vs. Towson	68	7:05	Touchdown
3.	17	Northeastern vs. Rhode Island	84	10:19	Field Goal
	17	Delaware vs. Villanova	80	7:00	Field Goal
5.	16	Hofstra vs. Northeastern	95	7:11	Downs
	16	Northeastern vs. Holy Cross	88	5:06	Touchdown
	16	William and Mary vs. Southern Illinois	80	8:19	Touchdown
	16	Maine vs. Syracuse	70	7:24	Field Goal
	16	Massachusetts vs. Hofstra	65	5:40	Touchdown
10.	15	New Hampshire vs. Villanova	70	4:51	Touchdown

Rk.	Yards	Game	Plays	Time	Result
1.	99	William and Mary vs. Villanova	3	0:55	Touchdown
2.	95	Hofstra vs. Northeastern	16	7:11	Downs
3.	92	Villanova vs. Northeastern	13	4:28	Touchdown
	92	William and Mary vs. Towson	8	4:09	Touchdown
	92	Massachusetts vs. Hofstra	8	2:59	Touchdown
6.	91	New Hampshire vs. McNeese State	11	4:21	Touchdown
	91	New Hampshire vs. Massachusetts	7	3:08	Touchdown
	91	William and Mary vs. Delaware	1	0:14	Touchdown
9.	90	Hofstra vs. Massachusetts	13	6:22	Touchdown
	90	Hofstra vs. Rhode Island	3	1:40	Touchdown

Rk.	Time	Game	Plays	Yards	Result
1.	10:19	Northeastern vs. Rhode Island	17	84	Field Goal
2.	8:39	Delaware vs. Navy	18	84	Field Goal
	8:39	Hofstra vs. Rhode Island	14	58	Missed FG
4.	8:24	Delaware vs. Towson	13	66	Touchdown
5.	8:19	William and Mary vs. Southern Illinois	16	80	Touchdown
6.	8:12	Villanova vs. Rhode Island	14	80	Touchdown
	8:12	Richmond vs. Delaware	13	63	Downs
8.	8:00	Maine vs. Massachusetts	14	72	Field Goal
9.	7:50	Maine vs. James Madison	14	70	Downs
10.	7:43	William and Mary vs. Norfolk St.	12	53	Field Goal

CAA FOOTBALL STATISTICAL TRENDS

Statistical trends in CAA Football since the league expanded in 2004 (Average/game)

Category	2004	2005	2006	2007	2008	2009
Scoring Offense	28.1	28.6	24.0	27.8	26.9	24.4
Total Offense	377.9	395.6	344.1	377.0	354.9	339.6
Rushing Offense	156.6	172.7	147.5	169.7	159.3	145.5
Passing Offense	221.3	222.9	196.6	207.4	195.6	194.1
Percentage Run	41%	44%	43%	45%	45%	43%
Percentage Pass	59%	56%	57%	55%	55%	57%
Scoring Defense	25.3	23.9	21.6	25.8	24.9	22.6
Total Defense	356.7	355.9	327.0	362.9	345.7	324.0
Rushing Defense	142.9	149.3	139.1	159.4	155.8	126.3
Passing Defense	213.9	206.6	187.9	203.5	189.8	197.7
Percentage Run	40%	42%	43%	44%	45%	39%
Percentage Pass	60%	58%	57%	56%	55%	61%

--The national FCS average for scoring offense is 23.6 -- The Southland leads the nation at 28.0 points/game (CAA Football is 5th).

--The national FCS average for total offense is 340.0 -- The Southland leads the nation at 389.9 yards/game (CAA Football is 7th).

2009 CAA FOOTBALL AVERAGE GAME TIMES

Team	# of Games	Avg. Game Time	Avg. # Off. Plays	Avg. # Def. Plays
Delaware	11	2:55	67.5	65.8
Hofstra	11	2:45	69.5	61.6
James Madison	11	2:46	62.0	63.9
Maine	11	3:06	67.5	68.5
Massachusetts	11	2:57	69.9	64.7
New Hampshire	13	2:55	66.5	72.0
Northeastern	11	2:43	64.7	63.9
Rhode Island	11	2:55	62.5	68.5
Richmond	13	2:55	67.2	63.9
Towson	11	2:45	62.6	64.2
Villanova	15	2:53	65.7	66.7
William and Mary	14	2:47	71.8	59.9
2009 TOTALS	93	2:52	66.5	65.3
2008 TOTALS	103	2:54	65.4	65.5
2007 TOTALS	94	3:04	140.5	140.5
2006 TOTALS	88	2:47	63.0	63.0
2009 FCS National Averages	1311	2:54	66.2	66.5

2009 CAA FOOTBALL RED ZONE TOUCHDOWN RANKINGS

OFFENSE

Team	TDs-Chances	Rush/Pass	Success Pct.
Villanova	40-63	26/14	63.49
Towson	16-26	11/5	61.54
Richmond	38-62	26/12	61.29
Massachusetts	25-41	18/7	60.98
New Hampshire	29-48	20/9	60.42
Maine	21-36	7/14	58.33
William and Mary	29-50	20/9	58.00
Hofstra	21-39	12/9	53.85
Delaware	22-41	14/8	53.66
Northeastern	10-20	6/4	50.00
Rhode Island	14-28	6/8	50.00
James Madison	11-24	8/3	45.83

DEFENSE

Team	TDs-Chances	Rush/Pass	Success Pct.
Maine	19-42	15/4	45.24
Richmond	15-30	9/6	50.00
Villanova	18-36	8/10	50.00
New Hampshire	21-40	10/11	52.50
Massachusetts	19-36	9/10	52.78
William and Mary	12-21	8/4	57.14
Hofstra	24-38	14/10	63.16
Delaware	24-37	18/6	64.86
James Madison	21-32	13/8	65.63
Northeastern	30-44	20/10	68.18
Rhode Island	36-52	26/10	69.23
Towson	28-40	18/10	70.00

2009 CAA FOOTBALL

RECORD WHEN SCORING FIRST/FIRST OFFENSIVE DRIVES

	-- When Scoring First --				----- First Offensive Drive -----			
	G	W-L	Pct.	TD	FG	Punt	Downs	TO
Delaware	11	6-2	.750	5	0-0	5	0	1
Hofstra	11	5-2	.714	3	0-1	5	0	2
James Madison	11	5-0	1.000	2	2-2	6	1	0
Maine	11	3-2	.600	4	2-3	2	2	0
Massachusetts	11	4-2	.667	3	2-3	3	0	2
New Hampshire	13	7-1	.875	8	1-1	2	0	2
Northeastern	11	2-1	.667	2	0-0	6	2	1
Rhode Island	11	1-4	.200	2	1-1	5	0	3
Richmond	13	7-1	.875	4	0-0	7	0	2
Towson	11	2-1	.667	1	0-0	10	0	0
Villanova	15	12-0	1.000	9	1-1	5	0	0
William and Mary	14	8-2	.800	2	3-3	7	1	1

2010 CAA Football

2009 CAA Football Miscellaneous Statistics

2009 CAA FOOTBALL POINTS OFF TURNS

Team	Opponent	TEAM			OPPONENT			
		Points Scored Off Turnovers	Total Team Points Scored	Pct. of Points Scored	Team Turnovers	Points Scored Off Turnovers	Total Opp. Points Scored	Pct. of Points Scored
Delaware	20	61	282	21.63	18	47	237	19.83
Hofstra	18	37	232	15.95	19	40	252	15.87
James Madison	22	53	242	21.90	22	50	208	24.04
Maine	29	37	243	15.23	27	72	249	28.92
Massachusetts	20	48	295	16.27	31	98	244	40.16
New Hampshire	32	92	414	22.22	19	61	274	22.26
Northeastern	20	41	172	23.84	19	59	373	15.82
Rhode Island	26	92	232	39.66	16	55	406	13.55
Richmond	26	118	389	30.33	20	23	212	10.85
Towson	18	48	148	32.43	34	83	402	20.65
Villanova	26	103	471	21.87	13	35	211	16.59
William and Mary	27	75	366	20.49	16	31	169	18.34
CAA FB TOTALS	284	805	3486	23.09	254	654	3237	20.20
AVG./TEAM	23.67	67.08	290.50		21.17	54.50	269.75	

2009 CAA FOOTBALL FOURTH-QUARTER SCORING/AVERAGE STARTING FIELD POSITION & DEFENSIVE DRIVES

Team	Fourth-Quarter Scoring				Avg. Starting Field Position/Defensive Drives				
	Points For	Points Against	Margin	Record	Own	Opp.	*Opp. 3-and-out	Opp. Drives	Pct.
Delaware	59	103	-44	6-5	UD32	OPP34	35	123	28.46
Hofstra	60	75	-15	5-6	HOF33	OPP33	47	120	39.17
James Madison	45	56	-11	6-5	JMU34	OPP32	46	130	35.38
Maine	64	80	-16	5-6	UM32	OPP33	36	130	27.69
Massachusetts	95	47	+48	5-6	UMASS30	OPP34	35	134	26.12
New Hampshire	106	59	+47	10-3	UNH36	OPP32	56	174	32.18
Northeastern	45	83	-38	3-8	NU29	OPP36	38	138	27.54
Rhode Island	48	98	-50	1-10	URI32	OPP35	44	142	30.99
Richmond	114	72	+42	11-2	UR37	OPP28	58	155	37.42
Towson	35	38	-3	2-9	TOW31	OPP38	34	134	25.37
Villanova	76	69	+7	14-1	VU35	OPP27	51	165	30.91
William and Mary	96	66	+30	11-3	WM32	OPP31	72	155	46.45
CAA FB TOTALS	843	846	-3		CAA33	OPP33	552	1700	32.47
AVG./TEAM	70.25	70.50					46.00	141.67	

CHART DOES NOT INCLUDE OVERTIME; * - Opponent held to three plays or less without points scored (Does not include drives stopped by end of half).

2008 CAA FOOTBALL/NCAA STATISTICAL RANKINGS

(NCAA Rankings are based on a total of 118 FCS programs)

Team	OFFENSE				Team	DEFENSE			
	Rushing	Passing	Total	Scoring		Rushing	Passing	Total	Scoring
Delaware	9/90	2/21	5/45	6/43	Delaware	8/54	8/65	8/50	6/38
Hofstra	8/66	3/25	4/41	9/70	Hofstra	5/32	4/37	4/26	9/56
James Madison	2/17	9/96	9/64	8/64	James Madison	6/40	1/10	2/16	4/20
Maine	11/97	1/18	7/49	7/63	Maine	9/67	7/62	9/60	8/54
Massachusetts	5/44	4/29	2/28	4/38	Massachusetts	4/28	9/66	7/35	7/47
New Hampshire	6/56	7/52	8/61	1/16	New Hampshire	7/48	3/35	6/34	5/32
Northeastern	7/63	12/105	11/101	11/102	Northeastern	12/103	6/58	11/94	10/112
Rhode Island	12/109	5/49	10/91	9/70	Rhode Island	11/99	11/102	12/111	12/116
Richmond	4/33	8/57	6/47	3/25	Richmond	3/5	10/84	3/20	3/9
Towson	10/96	10/101	12/108	12/110	Towson	10/97	5/49	10/77	11/115
Villanova	1/4	11/103	1/25	2/17	Villanova	2/3	12/106	5/33	2/6
William and Mary	3/26	6/51	3/33	5/42	William and Mary	1/1	2/18	1/2	1/2

2009 CAA FOOTBALL ATTENDANCE

School	Stadium	Seat Capacity	Games	Total Att.	Average Att.	Pct. of Seat Capacity
Delaware	Delaware Stadium	22,000	6	124,497	20,749.5	94.32
Hofstra	Shuart Stadium	13,000	5	21,299	4,259.8	32.77
James Madison	Bridgeforth Stadium	15,500	5	76,527	15,305.4	98.74
Maine	Alfond Stadium	10,000	5	23,154	4,630.8	46.31
Massachusetts	McGuirk Alumni Stadium	17,000	6	65,322	10,887.0	64.04
New Hampshire	Cowell Stadium	6,500	6	45,256	7,542.7	116.04
Northeastern	Parsons Field	7,000	6	9,577	1,596.2	22.80
Rhode Island	Meade Stadium	6,555	5	18,931	3,786.2	57.76
Richmond	UR Stadium	21,319	7	65,888	9,412.6	44.15
Towson	Unitas Stadium	11,198	5	31,415	6,283.0	56.11
Villanova	Villanova Stadium	12,000	8	56,888	7,111.0	59.26
William and Mary	Zable Stadium	12,259	6	57,844	9,640.7	78.64



2010 CAA Football

CAA Football All-Time Records

CAA Football Record Last Five Seasons -- 2005-2009

(All Games)

Team	Wins	Losses	Ties	Pct.	Titles
Richmond	50	16	0	.758	3
New Hampshire	47	17	0	.734	1
James Madison	42	18	0	.700	1
Massachusetts	42	20	0	.677	2
Villanova	41	20	0	.672	1
Delaware	32	28	0	.533	0
William and Mary	30	28	0	.517	0
Maine	28	29	0	.491	0
Hofstra	26	31	0	.456	0
*Towson	21	35	0	.375	0
Northeastern	15	41	0	.268	0
Rhode Island	15	41	0	.268	0

* - Began league membership in 2004

CAA Football Record Last 10 Seasons -- 2000-2009

(All Games)

Team	Wins	Losses	Ties	Pct.	Titles
Villanova	78	42	0	.650	2
Massachusetts	76	44	0	.633	3
Delaware	78	47	0	.624	3
New Hampshire	75	47	0	.615	1
James Madison	74	47	0	.612	2
Richmond	71	52	0	.577	4
William and Mary	63	51	0	.553	2
Maine	64	52	0	.552	2
**Hofstra	47	56	0	.456	1
Northeastern	47	67	0	.412	1
*Towson	24	43	0	.358	0
Rhode Island	37	75	0	.330	0

* - Began league membership in 2004

** - Began league membership in 2001

2009 CAA Football Coaching Records

Coach, Team	COLLEGIATE OVERALL RECORD		ALL GAMES AT CAA SCHOOLS		CAA FOOTBALL GAMES ONLY	
	W-L-T	Pct.	W-L-T	Pct.	W-L-T	Pct.
K.C. Keeler, Delaware	150-60-1	.713	62-39	.614	36-30	.545
Dave Cohen, Hofstra	18-27	.400	18-27	.400	10-22	.313
Mickey Matthews, James Madison	82-51	.617	82-51	.617	55-36	.604
Jack Cosgrove, Maine	93-101	.479	93-101	.479	63-76	.453
Kevin Morris, Massachusetts	29-38	.433	5-6	.455	3-5	.375
Sean McDonnell, New Hampshire	80-53	.602	80-53	.602	48-43	.527
Rocky Hager, Northeastern	111-72-1	.606	20-47	.299	16-32	.333
Joe Trainer, Rhode Island	14-30	.318	1-10	.091	0-8	.000
Mike London, Richmond	24-5	.828	24-5	.828	13-3	.813
Rob Ambrose, Towson	5-16	.238	2-9	.182	1-7	.125
Andy Talley, Villanova	207-120-2	.632	179-102-1	.637	107-72	.598
Jimmye Laycock, William and Mary	200-141-2	.586	200-141-2	.586	82-56	.594

CAA Football All-Time League Standings

(League games only)

Team	Wins	Losses	Ties	Pct.	Overall Titles	Shared Titles	Outright Titles	Last Title
Delaware	125	68	0	.648	8	6	2	2004
Massachusetts	229	130	4	.636	21	11	10	2007
Villanova	107	72	0	.598	5	4	1	2009
William and Mary	82	56	0	.594	3	2	1	2004
James Madison	81	58	0	.583	3	2	1	2008
<i>Connecticut</i>	<i>158</i>	<i>115</i>	<i>10</i>	<i>.576</i>	<i>15</i>	<i>10</i>	<i>5</i>	<i>1989</i>
New Hampshire	191	173	10	.524	12	4	8	2005
Richmond	90	103	0	.466	6	5	1	2009
Maine	166	202	7	.452	11	8	3	2002
<i>Boston University</i>	<i>71</i>	<i>89</i>	<i>0</i>	<i>.444</i>	<i>6</i>	<i>4</i>	<i>2</i>	<i>1993</i>
<i>Hofstra</i>	<i>31</i>	<i>44</i>	<i>0</i>	<i>.413</i>	<i>1</i>	<i>1</i>	<i>0</i>	<i>2001</i>
<i>Northeastern</i>	<i>52</i>	<i>87</i>	<i>0</i>	<i>.374</i>	<i>1</i>	<i>1</i>	<i>0</i>	<i>2002</i>
Rhode Island	125	247	7	.339	7	5	2	1985
<i>Vermont</i>	<i>27</i>	<i>63</i>	<i>2</i>	<i>.304</i>	<i>0</i>	<i>0</i>	<i>0</i>	<i>-----</i>
Towson	10	38	0	.208	0	0	0	-----

former league members in italics

Last Back-to-Back Champion: Massachusetts (2006-07) -- Shared with Richmond in 2007

Longest Title Streak: 5, Connecticut (1956-60)

Most Years Between Titles: 24, Rhode Island (1985-2009)

2010 CAA Football

CAA Football Year-By-Year Standings



CAA Football Year-By-Year Champions

Year	Champion(s)	Conf.	Overall	Head Coach
2009	Richmond	7-1	11-2	Mike London
	Villanova	7-1	14-1	Andy Talley
2008	James Madison	8-0	12-2	Mickey Matthews
2007	Massachusetts	7-1	10-3	Don Brown
	Richmond	7-1	11-3	Dave Clawson
2006	Massachusetts	8-0	13-2	Don Brown
2005	New Hampshire	7-1	11-2	Sean McDonnell
	Richmond	7-1	9-4	Dave Clawson
2004	Delaware	7-1	9-4	K.C. Keeler
	James Madison	7-1	13-2	Mickey Matthews
	William and Mary	7-1	11-3	Jimmy Laycock
2003	Delaware	8-1	15-1	K.C. Keeler
	Massachusetts	8-1	10-3	Mark Whipple
2002	Maine	7-2	11-3	Jack Cosgrove
	Northeastern	7-2	10-3	Don Brown
2001	Hofstra	7-2	9-3	Joe Gardi
	Maine	7-2	9-3	Jack Cosgrove
	Villanova	7-2	8-3	Andy Talley
	William and Mary	7-2	8-4	Jimmy Laycock
2000	Delaware	7-1	12-2	Tubby Raymond
	Richmond	7-1	10-3	Jim Reid
1999	James Madison	7-1	8-4	Mickey Matthews
	Massachusetts	7-1	9-4	Mark Whipple
1998	Richmond	7-1	9-3	Jim Reid
1997	Villanova	8-0	12-1	Andy Talley
1996	William and Mary	7-1	10-3	Jimmy Laycock
1995	Delaware	8-0	11-2	Tubby Raymond
1994	New Hampshire	8-0	10-2	Bill Bowes
1993	Boston University	8-0	12-1	Dan Allen
1992	Delaware	7-1	11-3	Tubby Raymond
1991	Delaware	7-1	10-2	Tubby Raymond
	New Hampshire	7-1	10-2	Bill Bowes
	Villanova	7-1	10-2	Andy Talley
1990	Massachusetts	7-1	8-2-1	Jim Reid
1989	Connecticut	6-2	8-3	Tom Jackson
	Maine	6-2	9-3	Tom Lichtenberg
	Villanova	6-2	8-4	Andy Talley
1988	Delaware	6-2	7-5	Tubby Raymond
	Massachusetts	6-2	8-4	Jim Reid
1987	Maine	6-1	8-4	Tim Murphy
	Richmond	6-1	7-5	Dal Shealy
1986	Connecticut	5-2	8-3	Tom Jackson
	Delaware	5-2	9-4	Tubby Raymond
	Massachusetts	5-2	7-4	Jim Reid
1985	Rhode Island	5-0	10-3	Bob Griffin
1984	Boston University	4-1	9-3	Rick Taylor
	Rhode Island	4-1	10-3	Bob Griffin
1983	Boston University	4-1	9-4	Rick Taylor
	Connecticut	4-1	5-6	Tom Jackson
1982	Boston University	3-2	5-6	Rick Taylor
	Connecticut	3-2	5-6	Walt Nadzak
	Maine	3-2	7-4	Ronald Rogerson
	Massachusetts	3-2	5-6	Bob Pickett
1981	Massachusetts	4-1	6-3	Bob Pickett
	Rhode Island	4-1	6-6	Bob Griffin
1980	Boston University	5-0	9-2	Rick Taylor
1979	Boston University	4-1	8-1-1	Rick Taylor
	Massachusetts	4-1	6-4	Bob Pickett
1978	Massachusetts	5-0	9-4	Bob Pickett
1977	Massachusetts	5-0	8-3	Dick MacPherson
1976	New Hampshire	4-1	8-3	Bill Bowes
1975	New Hampshire	5-0	9-3	Bill Bowes
1974	Maine	4-2	4-6	Walter Abbott
	Massachusetts	4-2	5-6	Dick MacPherson
1973	Connecticut	5-0-1	8-2-1	Larry Naviaux
1972	Massachusetts	5-0	9-2	Dick MacPherson
1971	Connecticut	3-1-1	5-3-1	Bob Casciola
	Massachusetts	3-1-1	4-4-1	Dick MacPherson
1970	Connecticut	4-0-1	4-4-2	John Toner
1969	Massachusetts	5-0	6-3	Victor Fusia
1968	Connecticut	4-1	4-6	John Toner
	New Hampshire	4-1	6-2	Jim Root
1967	Massachusetts	5-0	7-2	Victor Fusia
1966	Massachusetts	5-0	6-3	Victor Fusia
1965	Maine	5-0	8-2	Harold Westerman
1964	Massachusetts	5-0	8-2	Victor Fusia
1963	Massachusetts	5-0	8-0-1	Victor Fusia
1962	New Hampshire	4-0-1	7-0-1	Chief Boston
1961	Maine	5-0	8-0-1	Harold Westerman
1960	Connecticut	3-1	5-4	Bob Ingalls
	Massachusetts	3-1	7-2	Charles Studley
1959	Connecticut	4-0	6-3	Bob Ingalls
1958	Connecticut	4-0	7-3	Bob Ingalls
1957	Connecticut	3-0-1	5-4-1	Bob Ingalls
	Rhode Island	3-0-1	5-2-1	Herb Maack
1956	Connecticut	3-0-1	6-2-1	Bob Ingalls
1955	Rhode Island	4-0-1	6-1-2	Hal Kopp
1954	New Hampshire	4-0	7-1	Chief Boston
1953	New Hampshire	3-1	6-2	Chief Boston
	Rhode Island	3-1	6-2	Hal Kopp
1952	Connecticut	3-1	5-3	Bob Ingalls
	Maine	3-1	4-3	Harold Westerman
	Rhode Island	3-1	7-1	Hal Kopp
1951	Maine	3-0-1	6-0-1	Harold Westerman
1950	New Hampshire	4-0	8-0	Chief Boston
1949	Connecticut	2-0-1	4-4-1	J.O. Christian
	Maine	2-0-1	2-4-1	David Nelson
1948	New Hampshire	3-1	5-3	Bill Glassford
1947	New Hampshire	4-0	8-1	Bill Glassford

2009

Champions: Richmond, Villanova

North Division	Conference	Overall	Pct.
New Hampshire*	6-2	10-3	.769
Maine	4-4	5-6	.455
Hofstra	3-5	5-6	.455
Massachusetts	3-5	5-6	.455
Northeastern	3-5	3-8	.273
Rhode Island	0-8	1-10	.091

South Division	Conference	Overall	Pct.
Villanova*§!#	7-1	14-1	.933
Richmond*	7-1	11-2	.846
William and Mary*§	6-2	11-3	.786
Delaware	4-4	6-5	.545
James Madison	4-4	6-5	.545
Towson	1-7	2-9	.182

2008

Champions: James Madison

North Division	Conference	Overall	Pct.
New Hampshire*	6-2	10-3	.769
Maine*	5-3	8-5	.615
Massachusetts	4-4	7-5	.583
Hofstra	2-6	4-8	.333
Rhode Island	1-7	3-9	.250
Northeastern	1-7	2-10	.167

South Division	Conference	Overall	Pct.
James Madison*§	8-0	12-2	.857
Villanova*	7-1	10-3	.769
Richmond*§!#	6-2	13-3	.812
William and Mary	5-3	7-4	.636
Delaware	2-6	4-8	.333
Towson	1-7	3-9	.250

2007

Champions: Massachusetts, Richmond

North Division	Conference	Overall	Pct.
Massachusetts*	7-1	10-3	.769
Hofstra	4-4	7-4	.636
New Hampshire*	4-4	7-5	.636
Maine	3-5	4-7	.364
Northeastern	2-6	3-8	.273
Rhode Island	2-6	3-8	.273

South Division	Conference	Overall	Pct.
Richmond*§	7-1	11-3	.786
James Madison*	6-2	8-4	.667
Delaware*§!	5-3	11-4	.733
Villanova	5-3	7-4	.636
William and Mary	2-6	4-7	.364
Towson	1-7	3-8	.273

2006

Champion: Massachusetts

North Division	Conference	Overall	Pct.
Massachusetts*§!	8-0	13-2	.867
New Hampshire*	5-3	9-4	.692
Maine	5-3	6-5	.545
Northeastern	4-4	5-6	.455
Rhode Island	2-6	4-7	.364
Hofstra	1-7	2-9	.182

South Division	Conference	Overall	Pct.
James Madison*	7-1	9-3	.750
Villanova	5-3	6-5	.545
Towson	4-4	7-4	.636
Richmond	3-5	6-5	.545
Delaware	3-5	5-6	.455
William and Mary	1-7	3-8	.273

2005

Champions: New Hampshire, Richmond

North Division	Conference	Overall	Pct.
New Hampshire*	7-1	11-2	.846
Massachusetts	6-2	7-4	.636
Hofstra	5-3	7-4	.636
Maine	3-5	5-6	.455
Northeastern	2-6	2-9	.182
Rhode Island	2-6	4-7	.364

South Division	Conference	Overall	Pct.
Richmond*	7-1	9-4	.786
James Madison	5-3	7-4	.636
Delaware	3-5	6-5	.545
Towson	3-5	6-5	.545
William and Mary	3-5	5-6	.455
Villanova	2-6	4-7	.364

2004

Champions: Delaware, James Madison, William and Mary

North Division	Conference	Overall	Pct.
New Hampshire*	6-2	10-3	.768
Massachusetts	4-4	6-5	.545
Northeastern	4-4	5-6	.455
Hofstra	3-5	5-6	.455
Maine	3-5	5-6	.455
Rhode Island	2-6	4-7	.364

South Division	Conference	Overall	Pct.
William and Mary*§	7-1	11-3	.786
Delaware*	7-1	9-4	.692
James Madison*§!#	7-1	13-2	.867
Villanova	3-5	6-5	.545
Richmond	2-6	3-8	.273
Towson	0-8	3-8	.273

2003

Champions: Delaware, Massachusetts

Conference	Overall	Pct.	
Delaware*§!#	8-1	15-1	.938
Massachusetts*	8-1	10-3	.769
Northeastern	6-3	8-4	.667
Maine	5-4	7-5	.583
Villanova	5-4	7-4	.636
William and Mary	4-4	5-5	.500
James Madison	4-5	6-6	.500
New Hampshire	3-6	5-7	.417
Rhode Island	3-6	4-8	.333
Hofstra	2-7	2-10	.167
Richmond	1-8	1-10	.182

2002

Champions: Maine, Northeastern

Conference	Overall	Pct.	
Maine*	7-2	11-3	.786
Northeastern*	7-2	10-3	.769
Villanova*§	6-3	11-4	.733
Massachusetts	6-3	8-4	.667
William and Mary	5-4	6-5	.545
Delaware	4-5	6-6	.500
Hofstra	4-5	6-6	.500
Richmond	4-5	4-7	.364
James Madison	3-6	5-7	.417
New Hampshire	2-7	3-8	.273
Rhode Island	1-8	3-9	.250

* - NCAA Playoff Participant | § - NCAA Playoff Semifinalist

! - NCAA Playoff Finalist | # - NCAA Champion



2010 CAA Football

CAA Football Year-By-Year Standings

2001

Champions: Hofstra, Maine, Villanova

William and Mary

	Conference	Overall	Pct.
Hofstra*	7-2	9-3	.750
Maine*	7-2	9-3	.750
Villanova	7-2	8-3	.727
William and Mary*	7-2	8-4	.667
Rhode Island	6-3	8-3	.727
Delaware	4-5	4-6	.400
Northeastern	4-5	5-6	.455
Massachusetts	3-6	3-8	.273
Richmond	3-6	3-8	.273
New Hampshire	2-7	4-7	.364
James Madison	0-9	2-9	.182

2000

Champions: Delaware, Richmond

	Conference	Overall	Pct.
Delaware*\$	7-1	12-2	.857
Richmond*	7-1	10-3	.769
Massachusetts	5-3	7-4	.636
James Madison	4-4	6-5	.545
New Hampshire	4-4	6-5	.545
William and Mary	4-4	5-6	.455
Maine	3-5	5-6	.455
Villanova	3-5	5-6	.455
Rhode Island	2-6	3-8	.273
Northeastern	1-7	4-7	.364

1999

Champions: James Madison, Massachusetts

	Conference	Overall	Pct.
James Madison*	7-1	8-4	.667
Massachusetts*	7-1	9-4	.692
Villanova	6-2	7-4	.636
Delaware	5-3	7-4	.636
William and Mary	5-3	6-5	.545
Connecticut	3-5	4-7	.364
Maine	3-5	4-7	.364
New Hampshire	3-5	5-6	.455
Richmond	3-5	5-6	.455
Northeastern	1-7	2-9	.222
Rhode Island	1-7	1-10	.091

1998

Champion: Richmond

	Conference	Overall	Pct.
Connecticut*	6-2	10-3	.769
Massachusetts*\$!#	6-2	12-3	.800
Maine	3-5	6-5	.546
New Hampshire	3-5	4-7	.364
Rhode Island	2-6	3-8	.273

Mid-Atlantic Division

Richmond*	7-1	9-3	.750
Delaware	4-4	7-4	.636
Villanova	4-4	6-5	.546
William and Mary	4-4	7-4	.636
Northeastern	3-5	5-6	.454
James Madison	2-6	3-8	.273

1997

Champion: Villanova

	Conference	Overall	Pct.
New Hampshire	5-3	5-6	.454
Connecticut	4-4	7-4	.636
Maine	4-4	5-6	.454
Rhode Island	2-6	2-9	.182
Boston University	1-7	1-10	.090
Massachusetts	1-7	2-9	.182

Mid-Atlantic Division

Villanova*	8-0	12-1	.923
Delaware*\$	7-1	12-2	.857
Northeastern	5-3	8-3	.727
Richmond	4-4	6-5	.545
William and Mary	4-4	7-4	.636
James Madison	3-5	5-6	.454

1996

Champion: William and Mary

	Conference	Overall	Pct.
New England Division			
New Hampshire	6-2	8-3	.727
Maine	5-3	7-4	.636
Massachusetts	4-4	6-5	.545
Connecticut	3-5	5-6	.454
Rhode Island	2-6	4-7	.364
Boston University	0-8	1-10	.091

Mid-Atlantic Division

William and Mary*	7-1	10-3	.769
Villanova*	6-2	8-4	.667
Delaware*	6-2	8-4	.667
James Madison	5-3	7-4	.636
Northeastern	3-5	6-5	.545
Richmond	1-7	2-9	.182

1995

Champion: Delaware

	Conference	Overall	Pct.
New England Division			
Rhode Island	6-2-0	7-4-0	.636
Connecticut	5-3-0	8-3-0	.727
New Hampshire	4-4-0	6-5-0	.545
Massachusetts	3-5-0	6-5-0	.545
Boston University	1-7-0	3-8-0	.273
Maine	1-7-0	3-8-0	.273

Mid-Atlantic Division

Delaware*	8-0-0	11-2-0	.846
James Madison*	6-2-0	8-4-0	.667
William and Mary	5-3-0	7-4-0	.636
Richmond	5-3-0	7-3-1	.682
Villanova	2-6-0	3-8-0	.273
Northeastern	2-6-0	4-7-0	.364

1994

Champion: New Hampshire

	Conference	Overall	Pct.
New England Division			
New Hampshire*	8-0-0	10-2-0	.833
Boston University*	6-2-0	9-3-0	.750
Connecticut	4-4-0	4-7-0	.364
Massachusetts	4-4-0	5-6-0	.455
Rhode Island	2-6-0	2-9-0	.182
Maine	2-6-0	3-8-0	.273

Mid-Atlantic Division

James Madison*	6-2-0	10-3-0	.769
William and Mary	6-2-0	8-3-0	.727
Delaware	5-3-0	7-3-1	.682
Villanova	2-6-0	5-6-0	.455
Northeastern	2-6-0	2-9-0	.181
Richmond	1-7-0	3-8-0	.273

1993

Champion: Boston University

	Conference	Overall	Pct.
New England Division			
Boston University*	8-0-0	12-1-0	.923
Massachusetts	6-2-0	9-2-0	.818
Connecticut	5-3-0	6-5-0	.545
New Hampshire	4-4-0	6-5-0	.545
Rhode Island	2-6-0	4-7-0	.364
Maine%	0-8-0%	0-11-0%	.000%

Mid-Atlantic Division

William and Mary*	7-1-0	9-3-0	.750
Delaware*	6-2-0	9-4-0	.692
James Madison	4-4-0	6-5-0	.545
Richmond	3-5-0	5-6-0	.455
Northeastern	2-6-0	2-9-0	.181
Villanova	1-7-0	3-8-0	.273

% - forfeited two Conference wins, three overall

1992

Champion: Delaware

	Conference	Overall	Pct.
Delaware*\$	7-1-0	11-3-0	.786
Villanova*	6-2-0	9-3-0	.750
Massachusetts	5-3-0	7-3-0	.700
Richmond	5-3-0	7-4-0	.636
Maine	4-4-0	6-5-0	.545
Connecticut	4-4-0	5-6-0	.455
New Hampshire	3-5-0	5-5-1	.500
Boston University	2-6-0	3-8-0	.273
Rhode Island	0-8-0	1-10-0	.091

1991

Champions: Delaware, Villanova, New Hampshire

	Conference	Overall	Pct.
Delaware*	7-1-0	10-2-0	.833
Villanova*	7-1-0	10-2-0	.833
New Hampshire*	7-1-0	9-3-0	.750
Rhode Island	3-5-0	6-5-0	.545
Massachusetts	3-5-0	4-7-0	.364
Boston University	3-5-0	4-7-0	.364
Maine	2-6-0	3-8-0	.273
Connecticut	2-6-0	3-8-0	.273
Richmond	2-6-0	2-9-0	.182

1990

Champion: Massachusetts

	Conference	Overall	Pct.
Massachusetts*	7-1-0	8-2-1	.772
New Hampshire	5-3-0	7-3-1	.682
Delaware	5-3-0	6-5-0	.545
Connecticut	5-3-0	6-5-0	.545
Villanova	5-3-0	6-5-0	.545
Boston University	4-4-0	5-6-0	.455
Maine	2-6-0	3-8-0	.273
Rhode Island	2-6-0	5-6-0	.455
Richmond	1-7-0	1-10-0	.091

1989

Champions: Maine, Villanova, Connecticut

	Conference	Overall	Pct.
Maine*	6-2-0	9-3-0	.750
Villanova*	6-2-0	8-4-0	.667
Connecticut	6-2-0	8-3-0	.727
New Hampshire	5-3-0	7-3-0	.700
Delaware	5-3-0	7-4-0	.636
Boston University	4-4-0	4-7-0	.364
Massachusetts	3-5-0	5-5-1	.500
Rhode Island	1-7-0	3-8-0	.273
Richmond	0-8-0	1-10-0	.091

1988

Champions: Delaware, Massachusetts

	Conference	Overall	Pct.
Delaware*	6-2-0	7-5-0	.583
Massachusetts*	6-2-0	8-4-0	.667
Connecticut	4-4-0	7-4-0	.636
Maine	4-4-0	7-4-0	.636
New Hampshire	4-4-0	6-5-0	.545
Villanova	4-4-0	5-5-1	.500
Boston University	3-5-0	4-7-0	.364
Rhode Island	3-5-0	3-8-0	.273
Richmond	2-6-0	4-7-0	.364

1987

Champions: Richmond, Maine

	Conference	Overall	Pct.
Richmond*	6-1-0	7-5-0	.583
Maine*	6-1-0	8-4-0	.667
Connecticut	5-2-0	7-4-0	.636
New Hampshire	4-3-0	7-3-0	.700
Delaware	2-5-0	5-6-0	.455
Massachusetts	2-5-0	3-8-0	.273
Boston University	2-5-0	3-8-0	.273
Rhode Island	1-6-0	1-10-0	.091

* - NCAA Playoff Participant | \$ - NCAA Playoff Semifinalist

! - NCAA Playoff Finalist | # - NCAA Champion

2010 CAA Football



CAA Football Year-By-Year Standings

1986
Champions: Delaware, Massachusetts, Connecticut

	Conference	Overall	Pct.
Delaware*	5-2-0	9-4-0	.692
Massachusetts	5-2-0	7-4-0	.636
Connecticut	5-2-0	8-3-0	.727
New Hampshire	4-3-0	7-4-0	.636
Maine	3-4-0	7-4-0	.636
Richmond	3-4-0	4-7-0	.364
Boston University	3-4-0	4-7-0	.364
Rhode Island	0-7-0	1-10-0	.091

1985
Champion: Rhode Island

	Conference	Overall	Pct.
Rhode Island*	5-0-0	10-3-0	.769
Massachusetts	4-1-0	7-4-0	.636
New Hampshire	2-3-0	6-4-0	.600
Maine	2-3-0	6-5-0	.545
Connecticut	1-4-0	4-5-0	.444
Boston University	1-4-0	3-8-0	.273

1984
Champions: Rhode Island, Boston University

	Conference	Overall	Pct.
Rhode Island*\$	4-1-0	10-3-0	.769
Boston University*	4-1-0	9-3-0	.750
New Hampshire	3-2-0	9-2-0	.818
Maine	2-3-0	5-6-0	.455
Connecticut	1-4-0	3-8-0	.273
Massachusetts	1-4-0	3-8-0	.273

1983
Champions: Boston University, Connecticut

	Conference	Overall	Pct.
Boston University*	4-1-0	9-4-0	.692
Connecticut	4-1-0	5-6-0	.455
New Hampshire	3-2-0	7-3-0	.700
Rhode Island	2-3-0	6-4-0	.600
Massachusetts	2-3-0	3-8-0	.273
Maine	0-5-0	4-6-0	.400

1982
Champions: Boston University, Maine, Connecticut, Massachusetts

	Conference	Overall	Pct.
Boston University*	3-2-0	5-6-0	.455
Maine	3-2-0	7-4-0	.636
Connecticut	3-2-0	5-6-0	.455
Massachusetts	3-2-0	5-6-0	.455
Rhode Island	2-3-0	7-4-0	.636
New Hampshire	1-4-0	4-6-0	.400

1981
Champions: Rhode Island, Massachusetts

	Conference	Overall	Pct.
Rhode Island*	4-1-0	6-6-0	.500
Massachusetts	4-1-0	6-3-0	.667
Boston University	3-2-0	6-5-0	.545
New Hampshire	2-3-0	7-3-0	.700
Connecticut	1-4-0	4-7-0	.364
Maine	1-4-0	3-7-1	.318

1980
Champion: Boston University

	Conference	Overall	Pct.
Boston University	5-0-0	9-2-0	.818
Massachusetts	4-1-0	7-3-0	.700
Connecticut	3-2-0	7-3-0	.700
New Hampshire	2-3-0	6-4-0	.600
Maine	1-4-0	4-7-0	.364
Rhode Island	0-5-0	2-9-0	.181

1979
Champions: Boston University, Massachusetts

	Conference	Overall	Pct.
Massachusetts	4-1-0	6-4-0	.600
Boston University	4-1-0	8-1-1	.850
Connecticut	3-1-1	3-6-2	.364
New Hampshire	2-2-1	5-4-2	.545
Rhode Island	1-4-0	1-9-1	.136
Maine	0-5-0	2-9-0	.181

1978
Champion: Massachusetts

	Conference	Overall	Pct.
Massachusetts*!	5-0-0	9-4-0	.692
Rhode Island	3-2-0	7-3-0	.700
Connecticut	3-2-0	4-7-0	.364
Boston University	2-3-0	6-4-0	.600
New Hampshire	1-3-1	6-4-1	.591
Maine	0-4-1	3-7-1	.318

1977
Champion: Massachusetts

	Conference	Overall	Pct.
Massachusetts	5-0-0	8-3-0	.727
Rhode Island	4-1-0	6-5-0	.545
New Hampshire	3-2-0	8-2-0	.800
Boston University	1-4-0	3-7-0	.300
Maine	1-4-0	3-7-0	.300
Connecticut	1-4-0	1-10-0	.091

1976
Champion: New Hampshire

	Conference	Overall	Pct.
New Hampshire	4-1-0	8-3-0	.727
Massachusetts	3-2-0	5-5-0	.500
Boston University	2-3-0	3-7-0	.300
Maine	2-3-0	6-5-0	.545
Rhode Island	2-3-0	3-5-0	.375
Connecticut	2-3-0	2-9-0	.182

1975
Champion: New Hampshire

	Conference	Overall	Pct.
New Hampshire	5-0-0	9-3-0	.750
Massachusetts	4-1-0	8-2-0	.800
Connecticut	3-2-0	4-7-0	.364
Boston University	1-4-0	5-6-0	.454
Maine	1-4-0	4-6-0	.400
Rhode Island	1-4-0	2-8-0	.200

1974
Champions: Maine, Massachusetts

	Conference	Overall	Pct.
Maine	4-2-0	4-6-0	.400
Massachusetts	4-2-0	5-6-0	.454
Boston University	3-3-0	5-4-1	.545
Connecticut	3-3-0	4-6-0	.400
New Hampshire	3-3-0	5-4-0	.555
Rhode Island	3-3-0	5-5-0	.500
Vermont	1-5-0	4-6-0	.400

1973
Champion: Connecticut

	Conference	Overall	Pct.
Connecticut	5-0-1	8-2-1	.778
Rhode Island	4-1-1	6-2-2	.700
Massachusetts	4-2-0	6-5-0	.545
New Hampshire	2-3-0	4-5-0	.444
Maine	2-4-0	3-7-0	.300
Boston University	1-4-0	3-7-0	.300
Vermont	1-5-0	3-6-0	.333

1972
Champion: Massachusetts

	Conference	Overall	Pct.
Massachusetts	5-0-0	9-2-0	.818
Connecticut	4-1-0	4-5-0	.444
Vermont	3-2-0	4-5-0	.444
New Hampshire	2-3-0	4-5-0	.444
Maine	1-4-0	3-6-0	.333
Rhode Island	0-5-0	3-7-0	.300

1971
Champions: Connecticut, Massachusetts

	Conference	Overall	Pct.
Connecticut	3-1-1	5-3-1	.611
Massachusetts	3-1-1	4-4-1	.500
New Hampshire	3-2-0	4-4-1	.500
Rhode Island	2-3-0	3-6-0	.333
Vermont	2-3-0	2-7-0	.286
Maine	1-4-0	2-6-0	.250

1970
Champion: Connecticut

	Conference	Overall	Pct.
Connecticut	4-0-1	4-4-2	.500
Massachusetts	3-1-1	4-5-1	.444
New Hampshire	3-2-0	5-3-0	.375
Rhode Island	3-2-0	5-3-0	.625
Maine	1-4-0	3-5-0	.375
Vermont	0-5-0	0-9-0	.000

1969
Champion: Massachusetts

	Conference	Overall	Pct.
Massachusetts	5-0-0	6-3-0	.667
Connecticut	3-2-0	5-4-0	.556
Maine	3-2-0	5-4-0	.556
Vermont	2-3-0	3-6-0	.333
New Hampshire	1-4-0	3-5-0	.375
Rhode Island	1-4-0	3-6-0	.333

1968
Champions: New Hampshire, Connecticut

	Conference	Overall	Pct.
New Hampshire	4-1-0	6-2-0	.750
Connecticut	4-1-0	4-6-0	.400
Rhode Island	2-3-0	3-6-0	.333
Massachusetts	2-3-0	2-8-0	.200
Maine	2-3-0	3-5-0	.375
Vermont	1-4-0	3-6-0	.333

1967
Champion: Massachusetts

	Conference	Overall	Pct.
Massachusetts	5-0-0	7-2-0	.777
Connecticut	4-1-0	5-4-0	.555
Rhode Island	2-2-1	6-2-1	.722
New Hampshire	2-3-0	5-3-0	.625
Vermont	1-3-1	3-5-1	.389
Maine	0-5-0	0-8-0	.000

1966
Champion: Massachusetts

	Conference	Overall	Pct.
Massachusetts	5-0-0	6-3-0	.667
Vermont	3-2-0	6-2-0	.750
Connecticut	2-2-1	2-6-1	.277
Maine	2-3-0	4-5-0	.444
Rhode Island	1-3-1	1-7-1	.167
New Hampshire	1-4-0	2-6-0	.250

* - NCAA Playoff Participant | \$ - NCAA Playoff Semifinalist
! - NCAA Playoff Finalist | # - NCAA Champion



2010 CAA Football

CAA Football Year-By-Year Standings

1965

Champion: Maine

	Conference	Overall	Pct.
Maine	5-0-0	8-2-0	.800
Massachusetts	4-1-0	7-2-0	.778
Connecticut	2-2-0	3-6-0	.333
Vermont	2-2-0	6-2-0	.750
Rhode Island	1-4-0	2-7-0	.222
New Hampshire	0-5-0	0-8-0	.000

1964

Champion: Massachusetts

	Conference	Overall	Pct.
Massachusetts	5-0-0	8-2-0	.800
Vermont	4-1-0	7-1-0	.875
Connecticut	3-1-1	4-4-1	.500
Maine	2-3-0	5-3-0	.625
Rhode Island	1-4-0	3-7-0	.300
New Hampshire	0-4-1	1-6-1	.188

1963

Champion: Massachusetts

	Conference	Overall	Pct.
Massachusetts	5-0-0	8-0-1	.944
Maine	3-2-0	5-3-0	.625
Vermont	2-2-0	6-2-0	.750
Rhode Island	2-3-0	4-5-0	.444
Connecticut	1-3-0	2-6-0	.250
New Hampshire	1-4-0	2-6-0	.250

1962

Champion: New Hampshire

	Conference	Overall	Pct.
New Hampshire	4-0-1	7-0-1	.938
Massachusetts	4-1-0	6-3-0	.666
Connecticut	2-2-0	3-6-0	.333
Vermont	1-3-0	3-5-0	.375
Rhode Island	1-3-1	2-5-2	.333
Maine	1-4-0	4-4-0	.500

1961

Champion: Maine

	Conference	Overall	Pct.
Maine	5-0-0	8-0-1	.944
Massachusetts	3-1-0	5-4-0	.555
Connecticut	2-2-0	2-7-0	.222
New Hampshire	1-3-0	3-5-0	.375
Rhode Island	1-4-0	2-6-1	.277
Vermont	0-2-0	3-3-1	.500

1960

Champions: Connecticut, Massachusetts

	Conference	Overall	Pct.
Connecticut	3-1-0	5-4-0	.555
Massachusetts	3-1-0	7-2-0	.777
Maine	3-2-0	4-3-1	.563
New Hampshire	2-2-0	4-3-0	.571
Rhode Island	1-4-0	3-5-0	.375
Vermont	0-2-0	1-6-0	.143

1959

Champion: Connecticut

	Conference	Overall	Pct.
Connecticut	4-0-0	6-3-0	.667
Massachusetts	2-2-0	3-5-1	.438
Maine	1-2-2	3-3-2	.500
New Hampshire	1-2-1	3-3-2	.500
Rhode Island	1-2-1	3-5-1	.438
Vermont	0-1-0	4-3-0	.571

1958

Champion: Connecticut

	Conference	Overall	Pct.
Connecticut	4-0-0	7-3-0	.700
Maine	3-1-0	6-2-0	.750
Rhode Island	2-2-0	4-4-0	.500
Massachusetts	1-3-0	2-6-0	.250
New Hampshire	0-4-0	2-6-0	.250
Vermont	0-0-0	2-4-1	.357

1957

Champions: Rhode Island, Connecticut

	Conference	Overall	Pct.
Rhode Island	3-0-1	5-2-1	.688
Connecticut	3-0-1	5-4-1	.550
Maine	2-2-0	4-4-0	.500
Massachusetts	1-2-1	1-5-1	.214
New Hampshire	0-3-1	0-7-1	.000
Vermont	0-2-0	2-5-0	.286

1956

Champion: Connecticut

	Conference	Overall	Pct.
Connecticut	3-0-1	6-2-1	.777
Maine	3-1-0	5-2-0	.714
New Hampshire	2-1-1	3-4-1	.438
Vermont	1-2-0	2-5-0	.286
Massachusetts	1-3-0	2-5-1	.313
Rhode Island	1-4-0	2-6-0	.250

1955

Champion: Rhode Island

	Conference	Overall	Pct.
Rhode Island	4-0-1	6-1-2	.777
Maine	2-1-1	5-1-1	.786
New Hampshire	1-1-2	2-4-2	.375
Connecticut	2-2-0	4-4-0	.500
Massachusetts	1-3-0	4-4-0	.500
Vermont	0-3-0	3-3-1	.500

1954

Champion: New Hampshire

	Conference	Overall	Pct.
New Hampshire	4-0-0	7-1-0	.875
Rhode Island	3-1-0	6-2-0	.750
Maine	2-2-0	5-2-0	.714
Vermont	1-1-0	3-3-1	.500
Massachusetts	1-3-0	4-4-0	.500
Connecticut	0-4-0	1-8-0	.111

1953

Champions: New Hampshire, Rhode Island

	Conference	Overall	Pct.
New Hampshire	3-1-0	6-2-0	.750
Rhode Island	3-1-0	6-2-0	.750
Connecticut	2-1-1	3-4-1	.438
Maine	1-2-1	4-2-1	.643
Massachusetts	0-3-0	1-7-0	.125
Vermont	0-1-0	3-3-1	.500

1952

Champions: Rhode Island, Connecticut, Maine

	Conference	Overall	Pct.
Rhode Island	3-1-0	7-1-0	.875
Connecticut	3-1-0	5-3-0	.625
Maine	3-1-0	4-3-0	.571
Massachusetts	1-2-0	4-3-1	.563
New Hampshire	0-4-0	3-4-1	.438
Vermont	0-1-0	2-5-0	.286

1951

Champion: Maine

	Conference	Overall	Pct.
Maine	3-0-1	6-0-1	.929
Connecticut	2-1-0	4-4-0	.500
New Hampshire	1-2-1	5-2-1	.688
Rhode Island	1-3-0	3-5-0	.375
Vermont	0-3-0	0-7-0	.000
Massachusetts	2-0-0	3-4-1	.438

1950

Champion: New Hampshire

	Conference	Overall	Pct.
New Hampshire	4-0-0	8-0-0	1.000
Maine	3-1-0	5-1-1	.786
Rhode Island	2-2-0	3-5-0	.375
Vermont	0-3-0	2-5-0	.286
Connecticut	0-3-0	3-5-0	.375
Massachusetts	1-1-0	3-5-0	.375

1949

Champions: Connecticut, Maine

	Conference	Overall	Pct.
Connecticut	2-0-1	4-4-1	.500
Maine	2-0-1	2-4-1	.357
New Hampshire	1-3-0	4-4-0	.500
Rhode Island	0-4-0	0-8-0	.000
Vermont	2-0-0	6-2-0	.750
Massachusetts	1-1-0	3-5-0	.375

1948

Champion: New Hampshire

	Conference	Overall	Pct.
New Hampshire	3-1-0	5-3-0	.625
Connecticut	2-1-0	3-5-0	.375
Maine	1-2-0	4-3-0	.571
Rhode Island	0-4-0	2-5-1	.313
Vermont	1-1-0	4-3-1	.563
Massachusetts	2-0-0	3-4-1	.438

1947

Champion: New Hampshire

	Conference	Overall	Pct.
New Hampshire	4-0-0	8-1-0	.889
Maine	2-1-0	6-1-0	.857
Connecticut	1-2-0	4-4-0	.500
Rhode Island	1-3-0	3-4-0	.429
Massachusetts	0-1-1	3-4-1	.438
Vermont	0-1-1	3-4-1	.438

JMU celebrates its 2008 CAA Football Championship

* - NCAA Playoff Participant | \$ - NCAA Playoff Semifinalist
! - NCAA Playoff Finalist | # - NCAA Champion

2010 CAA Football



CAA Football All-Time Coaching Records

Coach	Years	--- OVERALL ---		-- CONFERENCE --	
		Record	Pct.	Record	Pct.
1. Biff Glassford (UNH)	1946-1948	19-5-1	.780	7-1	.875
2. Vic Fusia (UMass)	1961-1970	59-32-2	.645	41-7-1	.847
3. Mike London (UR)	2008-2009	24-5	.828	13-3	.813
4. David Nelson (UM)	1949-1950	7-5-2	.571	5-1-1	.786
5. Dick MacPherson (UMass)	1971-1977	45-27-1	.623	28-8-1	.770
6. Bob Casciola (UC)	1971-1972	9-8-1	.528	7-2-1	.750
Tom Lichtenberg (UM)	1989	9-3	.750	6-2	.750
Charles Studley (UMass)	1960	7-2	.778	3-1	.750
9. Hal Kopp (URI)	1950, 52-55	28-11-2	.718	15-5-1	.738
10. Bob Pickett (UMass)	1978-1983	36-28	.563	22-8	.733
11. John Toner (UC)	1966-1970	20-24-3	.457	17-6-2	.720
12. Harold "Tubby" Raymond (UD)	1966-2001	300-119-3	.714	89-38	.701
13. Mark Whipple (UMass)	1998-2003	49-26	.653	35-16	.686
14. Tim Murphy (UM)	1987-1988	15-8	.652	10-5	.667
15. Rick Taylor (BU)	1977-1984	55-32-1	.631	26-14	.650
Thomas Eck (UMass)	1945, 47-51	17-23-4	.432	6-3-1	.650
17. Bob Ingalls (UC)	1952-1963	49-54-3	.476	29-16-3	.635
18. Don Brown (NU, UMass)	2000-03, 04-08	70-39	.642	47-28	.627
Northwestern	2000-2003	27-20	.574	18-17	.514
Massachusetts	2004-2008	42-19	.689	29-11	.725
19. Rip Scherer (JMU)	1991-1994	29-19	.604	10-6	.625
20. Larry Naviaux (UC)	1973-1976	18-24-1	.430	13-8-1	.614
21. J.O. Christian (UC)	1934-1949	66-51-4	.562	5-3-1	.611
22. Mickey Matthews (JMU)	1999-	82-51	.617	55-36	.604
Hal Westerman (UM)	1951-1966	80-38-7	.668	41-26-5	.604
24. Andy Talley (VU)	1985-	179-102-1	.637	107-72	.598
25. Jimmy Laycock (WM)	1980-	200-141-2	.586	82-56	.594
Dave Clawson (UR)	2004-2007	29-20	.592	19-13	.594
27. Bill Bowes (UNH)	1972-1998	175-106-5	.621	97-74-2	.567
28. Rick Forzano (UC)	1964-1965	7-10-1	.417	4-3-1	.563
29. Skip Holtz (UC)	1994-1998	34-23	.597	22-18	.550
Jim Root (UNH)	1968-1971	18-14-1	.561	11-9	.550
31. K.C. Keeler (UD)	2002-	62-39	.614	36-30	.545
Tom Jackson (UC)	1983-1993	62-57	.521	42-35	.545
33. Sean McDonnell (UNH)	1999-	80-53	.602	48-43	.527
34. Jim Reid (UMass, UR)	1986-91, 95-03	84-82-3	.506	61-60	.504
Massachusetts	1986-1991	36-29-2	.552	26-20	.565
Richmond	1995-2003	48-53-1	.475	35-40	.467
35. Dan Allen (BU)	1990-1995	36-33	.522	24-24	.500
Alex Wood (JMU)	1995-1998	23-22	.511	16-16	.500
Dal Shealy (UR)	1980-1988	43-57	.430	11-11	.500
Bob Stull (UMass)	1984-1985	10-12	.455	5-5	.500
George Allen (UM)	1941, 46-48	16-11-2	.586	3-3	.500
40. Joe Gardi (HOF)	2001-2005	119-62-2	.656	21-22	.488
41. Walt Nadzak (UC)	1977-1982	24-39-2	.385	14-15-1	.483
42. Mike Hodges (UMass)	1992-1997	35-30	.538	23-25	.479
43. Jack Cosgrove (UM)	1993-	93-101	.479	63-76	.453
44. Chris Palmer (BU)	1988-1989	8-14	.364	7-9	.438
45. Chief Boston (UNH)	1949-1964	60-57-10	.512	25-34-8	.433
46. Bob Clifford (VER)	1962-1969	37-29-1	.560	15-20-1	.431
47. Jack Gregory (URI)	1970-1975	22-33-2	.404	13-18-1	.422
48. Buddy Teevens (UM)	1985-1986	13-9	.591	5-7	.417
49. Herb Maack (URI)	1956-1960	17-22-2	.439	8-12-2	.409
50. Kevin Morris (UMass)	2009-	5-6	.455	3-5	.375
51. Randy Edsall (UC)	1999	4-7	.364	3-5	.375
52. Bob Griffin (URI)	1976-1992	79-107-1	.425	37-67	.356
53. Rocky Hager (NU)	2004-2009	20-47	.299	16-32	.333
Kirk Ferentz (UM)	1990-1992	12-21	.363	8-16	.333
Paul Kemp (BU)	1973-1976	16-24-1	.402	7-14	.333
Arthur Valpey (UC)	1950-1951	7-9	.438	2-4	.333
57. Barry Gallup (NU)	1991-1999	38-60-1	.389	18-38	.321
58. Walter Abbott (UM)	1967-1975	27-53	.338	15-32	.319
59. Steve Stetson (BU)	1985-1987	10-23	.303	6-13	.316
60. Jack Zilly (URI)	1963-1969	21-41-2	.344	10-23-2	.314
61. Dave Cohen (HOF)	2006-2009	18-27	.400	10-22	.313
62. Floyd Keith (URI)	1993-1999	23-53	.303	17-39	.304
63. Ron Rogerson (UM)	1981-1984	19-23-1	.454	6-14	.300
Joe Yukica (UNH)	1966-1967	7-9	.438	3-7	.300
65. Tim Stowers (URI)	2000-2007	33-57	.367	20-47	.299
66. Carl Falivene (VER)	1972-1974	11-17	.393	5-12	.294
67. John C. Evans (VER)	1947-1951	15-21-2	.421	3-8-1	.292
68. Charlie O' Rourke (UMass)	1952-1959	21-39-4	.359	8-21-1	.283
69. Jim Marshall (UR)	1989-1994	19-47	.288	12-36	.250
John Chironna (URI)	1961-1962	4-11-3	.306	2-7-1	.250
Ed Doherty (URI)	1951	3-5	.375	1-3	.250
72. Gordy Combs (TU)	2004-2008	22-34	.393	9-31	.225
73. Joe Scannella (VER)	1970-1971	2-16	.111	2-8	.200
74. Jack Bicknell (UM)	1976-1980	18-35-1	.343	4-20-1	.180
75. Rob Ambrose (TU)	2009-	2-9	.182	1-7	.125
Darren Rizzi (URI)	2008	3-9	.250	1-7	.125
77. Ed Donnelly (VER)	1952-1961	25-40-5	.393	2-15	.118
78. Bill Beck (URI)	1941, 46-49	12-22-2	.361	1-11	.083
79. Tom Masella (BU)	1996-1997	2-20	.091	1-15	.063
80. Joe Trainer (URI)	2009-	1-10	.100	0-8	.000
Andy Mooradian (UNH)	1965	0-8	.000	0-5	.000

CAA All-Time Wins		
1. Andy Talley (VU)		107
2. Bill Bowes (UNH)		97
3. Harold "Tubby" Raymond (UD)		89
4. Jimmy Laycock (WM)		82
5. Jack Cosgrove (UM)		63
6. Jim Reid (UMass, UR)		61
7. Mickey Matthews (JMU)		55
8. Sean McDonnell (UNH)		48
Don Brown (NU, UMass)		47
10. Tom Jackson (UC)		42
11. Hal Westerman (UM)		41
Vic Fusia (UMass)		41
13. Bob Griffin (URI)		37
14. K.C. Keeler (UD)		36
15. Mark Whipple (UMass)		35
16. Bob Ingalls (UC)		29
17. Dick MacPherson (UMass)		28
18. Rick Taylor (BU)		26
19. Chief Boston (UNH)		25
20. Dan Allen (BU)		24
21. Mike Hodges (UMass)		23
22. Skip Holtz (UC)		22
Bob Pickett (UMass)		22
24. Joe Gardi (HOF)		21
25. Tim Stowers (URI)		20
26. Dave Clawson (UR)		19
27. Barry Gallup (NU)		19
28. Floyd Keith (URI)		17
John Toner (UC)		17
30. Rocky Hager (NU)		16
Alex Wood (JMU)		16
32. Walter Abbott (UM)		15
Bob Clifford (VER)		15
Hal Kopp (URI)		15
35. Walt Nadzak (UC)		14
36. Mike London (UR)		13
Jack Gregory (URI)		13
Larry Naviaux (UC)		13
39. Jim Marshall (UR)		12
40. Jim Root (UNH)		11
Dal Shealy (UR)		11
42. Dave Cohen (HOF)		10
Tim Murphy (UM)		10
Rip Scherer (JMU)		10
Jack Zilly (URI)		10
46. Gordy Combs (TU)		9
47. Kirk Ferentz (UM)		8
Herb Maack (URI)		8
Charlie O' Rourke (UMass)		8
50. Bob Casciola (UC)		7
Biff Glassford (UNH)		7
Paul Kemp (BU)		7
Chris Palmer (BU)		7
54. Thomas Eck (UMass)		6
Tom Lichtenberg (UM)		6
Ron Rogerson (UM)		6
Steve Stetson (BU)		6
58. J.O. Christian (UC)		5
Carl Falivene (VER)		5
David Nelson (UM)		5
Bob Stull (UMass)		5
Buddy Teevens (UM)		5
63. Jack Bicknell (UM)		4
Rick Forzano (UC)		4
65. Kevin Morris (UMass)		3
George Allen (UM)		3
Randy Edsall (UC)		3
John C. Evans (VER)		3
Charles Studley (UMass)		3
Joe Yukica (UNH)		3
71. John Chironna (URI)		2
Ed Donnelly (VER)		2
Joe Scannella (VER)		2
Arthur Valpey (UC)		2
75. Rob Ambrose (TU)		1
Darren Rizzi (URI)		1
Bill Beck (URI)		1
Ed Doherty (URI)		1
Tom Masella (BU)		1
80. Joe Trainer (URI)		0
Andy Mooradian (UNH)		0

2010 CAA Football

2009 CAA Football Superlatives

400 - YARD PASSERS

Cory Christopher (Hofstra, Senior)	484 vs. Massachusetts (11/21)
Chris Treister (Maine, Sophomore)	468 vs. Rhode Island (11/14)
Chris Paul-Etienne (Rhode Island, Junior)	424 vs. New Hampshire (11/7)
Pat Devlin (Delaware, Junior)	407 vs. Villanova (11/21)

300 - YARD PASSERS

Eric Ward (Richmond, Senior)	394 vs. VMI (9/26)
R.J. Archer (William and Mary, Senior)	354 vs. Villanova (10/3)
Pat Devlin (Delaware, Junior)	329 vs. Maine (10/3)
Kyle Havens (Massachusetts, Junior)	329 vs. Rhode Island (9/19)
Warren Smith (Maine, Sophomore)	327 vs. Richmond (10/17)
Cory Christopher (Hofstra, Senior)	321 vs. Bryant (9/12)
R.J. Archer (William and Mary, Senior)	313 vs. Delaware (9/26)
Warren Smith (Maine, Sophomore)	305 vs. Syracuse (9/26)
Chris Treister (Maine, Sophomore)	303 vs. New Hampshire (11/21)
Pat Devlin (Delaware, Junior)	302 vs. William and Mary (9/26)

200 - YARD RUSHERS

John Griffin (Northeastern, Junior)	200 vs. Towson (10/24)
--	-------------------------------

100 - YARD RUSHERS

Aaron Weaver (Hofstra, Junior)	191 vs. Massachusetts (11/21)
Chad Kackert (New Hampshire, Senior)	176 vs. Northeastern (10/31)
Chad Kackert (New Hampshire, Senior)	166 vs. Rhode Island (11/7)
Jon Hernandez (Massachusetts, Sophomore)	166 vs. New Hampshire (10/17)
Matt Szczur (Villanova, Junior)	159 vs. Montana (12/18)
Jonathan Grimes (William and Mary, Sophomore)	158 vs. James Madison (10/24)
Tony Nelson (Massachusetts, Senior)	158 vs. Rhode Island (9/19)
John Griffin (Northeastern, Junior)	154 vs. Rhode Island (11/21)
Justin Forte (Richmond, Senior)	152 vs. VMI (9/26)
Angelo Babbaro (Villanova, Junior)	148 vs. New Hampshire (12/5)
Corwin Acker (James Madison, Sophomore)	147 vs. Liberty (9/26)
John Griffin (Northeastern, Junior)	140 vs. Hofstra (11/14)
Jon Hernandez (Massachusetts, Sophomore)	140 vs. Stony Brook (9/26)
Jonathan Grimes (William and Mary, Sophomore)	139 vs. Weber State (11/28)
Chris Whitney (Villanova, Junior)	138 vs. Delaware (11/21)
Eric Ward (Richmond, Senior)	136 vs. Elon (11/28)
Jonathan Grimes (William and Mary, Sophomore)	136 vs. New Hampshire (11/14)
Jonathan Grimes (William and Mary, Sophomore)	133 vs. Southern Illinois (12/5)
John Griffin (Northeastern, Junior)	132 vs. New Hampshire (10/31)
Chris Whitney (Villanova, Junior)	130 vs. Lehigh (9/12)
Tremayne Dameron (Towson, Freshman)	126 vs. Morgan State (9/26)
Sean Jellison (New Hampshire, Junior)	125 vs. St. Francis (Pa.) (9/5)
Chris Whitney (Villanova, Junior)	124 vs. Rhode Island (10/24)
Derek Session (Maine, Sophomore)	124 vs. St. Cloud State (9/3)
Justin Forte (Richmond, Senior)	121 vs. Towson (10/31)
Justin Forte (Richmond, Senior)	118 vs. Massachusetts (10/24)
Tony Nelson (Massachusetts, Senior)	116 vs. Northeastern (11/7)
Tony Nelson (Massachusetts, Senior)	115 vs. James Madison (11/14)
Derek Session (Maine, Sophomore)	114 vs. Northeastern (9/12)
Drew Dudzik (James Madison, Junior)	112 vs. Maryland (9/12)
Aaron Ball (Villanova, Junior)	109 vs. Northeastern (9/26)
Tony Nelson (Massachusetts, Senior)	107 vs. Kansas State (9/5)
Scott Noble (James Madison, Sophomore)	106 vs. Towson (11/21)
David Hayes (Delaware, Freshman)	106 vs. Maine (10/3)
Scott Noble (James Madison, Sophomore)	105 vs. Massachusetts (11/14)
Tony Nelson (Massachusetts, Senior)	103 vs. Hofstra (11/21)
Matt Szczur (Villanova, Junior)	103 vs. Lehigh (9/12)
Chris Whitney (Villanova, Junior)	102 vs. Montana (12/18)
Ayo Isijola (Rhode Island, Freshman)	100 vs. Towson (10/10)

200 - YARD RECEIVERS

Shawn Leonard (Rhode Island, Senior)	275 vs. New Hampshire (11/7)
Landis Williams (Maine, Senior)	239 vs. Rhode Island (11/14)

100 - YARD RECEIVERS

Rockeed McCarter (James Madison, Senior)	168 vs. VMI (9/19)
Shawn Leonard (Rhode Island, Senior)	163 vs. Northeastern (11/21)
Victor Cruz (Massachusetts, Senior)	155 vs. Hofstra (11/21)

100 - YARD RECEIVERS (continued)

Cameron Dohse (William and Mary, Junior)	148 vs. Villanova (12/11)
Chase Hill (William and Mary, Junior)	148 vs. Delaware (9/26)
Scott Sicko (New Hampshire, Senior)	145 vs. Massachusetts (10/17)
Mark Duncan (Delaware, Senior)	145 vs. Maine (10/3)
Mike Caussin (James Madison, Senior)	145 vs. VMI (9/19)
Brandyn Harvey (Villanova, Senior)	142 vs. Temple (9/3)
Scott Sicko (New Hampshire, Senior)	135 vs. Villanova (10/10)
Matt Szczur (Villanova, Junior)	130 vs. Holy Cross (11/28)
Cameron Dohse (William and Mary, Junior)	130 vs. Richmond (11/21)
Tyrell Jones (Maine, Junior)	128 vs. Rhode Island (11/14)
Rockeed McCarter (James Madison, Senior)	125 vs. Delaware (10/31)
Donte Boston (Richmond, Sophomore)	125 vs. VMI (9/26)
Jeremy Horne (Massachusetts, Senior)	124 vs. Stony Brook (9/26)
Philip Thaxton (Delaware, Junior)	121 vs. Villanova (11/21)
Victor Cruz (Massachusetts, Senior)	121 vs. Albany (9/12)
Mike Brusko (Maine, Senior)	119 vs. New Hampshire (11/21)
Ryan Lawrence (Rhode Island, Sophomore)	119 vs. Brown (11/23)
Victor Cruz (Massachusetts, Senior)	118 vs. Delaware (10/10)
Anthony Nelson (Hofstra, Junior)	117 vs. Rhode Island (10/17)
Aaron Weaver (Hofstra, Junior)	115 vs. Delaware (11/7)
Mark Duncan (Delaware, Senior)	114 vs. Villanova (11/21)
Rob Jones (Delaware, Freshman)	113 vs. William and Mary (9/26)
Tre Gray (Richmond, Sophomore)	112 vs. VMI (9/26)
Aaron Weaver (Hofstra, Junior)	109 vs. Western Michigan (9/26)
Mark Duncan (Delaware, Senior)	106 vs. Massachusetts (10/10)
David Newsom (Towson, Senior)	104 vs. Northeastern (10/24)
Jordan Batts (Northeastern, Freshman)	104 vs. Holy Cross (10/3)
Landis Williams (Maine, Senior)	104 vs. Delaware (10/3)
Shawn Leonard (Rhode Island, Senior)	102 vs. Maine (11/14)
Brandyn Harvey (Villanova, Senior)	102 vs. Northeastern (9/26)
Landis Williams (Maine, Senior)	102 vs. Syracuse (9/26)
D.J. McAulay (William and Mary, Senior)	100 vs. Villanova (10/3)

16-OR-MORE TACKLES

Donte Dennis (Maine, Sophomore)	23 vs. Delaware (10/3)
Rob Damon (Rhode Island, Junior)	19 vs. Connecticut (9/26)
Eric Dickson (Massachusetts, Senior)	18 vs. New Hampshire (10/17)
Tyler Holmes (Massachusetts, Sophomore)	17 vs. Richmond (10/24)
Pat Williams (James Madison, Sophomore)	16 vs. Towson (11/21)
Matt Hansen (Rhode Island, Junior)	16 vs. William and Mary (10/31)
Tyler Holmes (Massachusetts, Sophomore)	16 vs. Maine (10/31)
Danzel White (Towson, Freshman)	16 vs. Richmond (10/31)
Rob Damon (Rhode Island, Junior)	16 vs. Massachusetts (9/19)



**Delaware's
Pat Deulin**

Active Players in italics

2010 CAA Football

2009 CAA Football Individual Statistics



RUSHING		Team	Cl	G	Att	Yds	Avg	TD	Long	Yds/G
1.	Jonathan Grimes (18)	W&M	SO	14	277	1294	4.7	9	61	92.4
2.	John Griffin (20)	NU	JR	11	207	1009	4.9	5	70	91.7
3.	Tony Nelson (30)	UMASS	SR	9	150	741	4.9	9	50	82.3
4.	Justin Forte (32)	UR	SR	13	228	1057	4.6	6	38	81.3
5.	Chris Whitney (55)	VU	JR	15	203	987	4.9	6	45	65.8
6.	Chad Kackert (58)	UNH	SR	12	168	780	4.6	10	73	65.0
7.	Justin Thorpe (69)	JMU	FR	11	148	654	4.4	5	42	59.5
8.	Jon Hernandez (74)	UMASS	SO	10	121	577	4.8	8	58	57.7
9.	Matt Szczur (83)	VU	JR	15	108	813	7.5	10	75	54.2
10.	Tremayne Dameron (88)	TU	FR	11	177	588	3.3	8	35	53.5

INTERCEPTIONS		Team	Cl	G	Int	Yds	TD	Long	Int/G
1.	B.W. Webb (8)	W&M	FR	14	8	160	2	58	0.57
2.	Terrence Klein (17)	UNH	SR	13	6	88	1	79	0.46
3.	Jerron McMillian (19)	UM	SO	11	5	65	0	36	0.45
	Trevor Coston (19)	UM	SO	11	5	25	0	16	0.45
5.	Anthony Bratton (32)	UD	JR	9	4	37	0	37	0.44
6.	Tyler Holmes (40)	UMASS	SO	10	4	12	0	12	0.40
7.	Dino Vasso (49)	UNH	JR	13	5	89	2	34	0.38
8.	Charles Graves (51)	UD	SR	11	4	131	1	90	0.36
	Donte Dennis (51)	UM	SO	11	4	49	0	20	0.36
	Jarrod Williams (51)	URI	JR	11	4	34	0	29	0.36

PASSING/GAME		Team	Cl	G	Att	Cmp	Int	Pct.	Yds	TD	Avg/G
1.	Pat Devlin	UD	JR	11	344	220	9	64.0	2664	16	242.2
2.	R.J. Archer	W&M	SR	14	433	261	9	60.3	2778	16	198.4
3.	Kyle Havens	UMASS	JR	10	264	146	15	55.3	1908	9	190.8
4.	Cory Christopher	HOF	SR	11	291	192	7	66.0	2088	10	189.8
5.	Eric Ward	UR	SR	13	331	206	10	62.2	2396	16	184.3
6.	R.J. Toman	UNH	JR	12	320	174	11	54.4	2181	15	181.8
7.	Chris Paul-Etienne	URI	JR	10	268	143	7	53.4	1745	14	174.5
8.	Chris Whitney	VU	JR	15	246	159	4	64.6	1936	18	129.1
9.	Justin Thorpe	JMU	FR	11	145	82	9	56.6	1260	6	114.5
10.	Matt Carroll	NU	FR	10	141	92	5	65.2	860	7	86.0

PASS EFFICIENCY		Team	Cl	G	Att	Cmp	Int	Pct.	Yds	TD	Eff.
1.	Mike Brusko	UM	SR	11	28	20	1	71.4	258	2	165.3
2.	Chris Whitney (8)	VU	JR	15	246	159	4	64.6	1936	18	151.6
3.	Pat Devlin (27)	UD	JR	11	344	220	9	64.0	2664	16	139.1
4.	Eric Ward (32)	UR	SR	13	331	206	10	62.2	2396	16	132.9
5.	Cory Christopher (33)	HOF	SR	11	291	192	7	66.0	2088	10	132.8
6.	Justin Thorpe	JMU	FR	11	145	82	9	56.6	1260	6	130.8
7.	Matt Carroll	NU	FR	10	141	92	5	65.2	860	7	125.8
8.	R.J. Archer (52)	W&M	SR	14	433	261	9	60.3	2778	16	122.2
9.	R.J. Toman (57)	UNH	JR	12	320	174	11	54.4	2181	15	120.2
10.	Chris Paul-Etienne (58)	URI	JR	10	268	143	7	53.4	1745	14	120.1

TOTAL OFFENSE		Team	Cl	G	Rush	Pass	Plays	Total	Yds/G
1.	Pat Devlin (21)	UD	JR	11	127	2664	428	2791	253.7
2.	R.J. Archer (40)	W&M	SR	14	255	2778	533	3033	216.6
3.	Eric Ward (42)	UR	SR	13	360	2396	434	2756	212.0
4.	Cory Christopher (46)	HOF	SR	11	209	2088	388	2297	208.8
5.	R.J. Toman (48)	UNH	JR	12	251	2181	430	2432	202.7
6.	Chris Whitney (50)	VU	JR	15	987	1936	449	2923	194.9
7.	Kyle Havens (60)	UMASS	JR	10	-96	1908	294	1812	181.2
8.	Chris Paul-Etienne (62)	URI	JR	10	14	1745	358	1759	175.9
9.	Justin Thorpe (64)	JMU	FR	11	654	1260	293	1914	174.0
10.	Matt Carroll	NU	FR	10	93	860	223	953	95.3

PUNT RETURN AVG		Team	Cl	G	Ret	Yds	TD	Long	Avg
1.	Derek Hatcher (19)	UR	SR	13	28	286	1	90	10.2
2.	B.W. Webb (29)	W&M	FR	14	30	245	0	42	8.2
3.	Landis Williams (30)	UM	SR	10	12	97	0	30	8.1
4.	Brandyn Harvey (38)	VU	SR	15	21	139	0	33	6.6
5.	Scotty McGee (45)	JMU	SR	11	18	97	0	22	5.4
6.	Aaron Weaver (55)	HOF	JR	10	19	84	0	17	4.4
7.	Victor Cruz (56)	UMASS	SR	11	15	65	0	18	4.3

RECEPTIONS/GAME		Team	Cl	G	Rec	Yds	TD	Long	Avg/C	Rec/G
1.	Landis Williams (12)	UM	SR	10	71	798	9	58	11.2	7.10
2.	Aaron Weaver (24)	HOF	JR	10	63	797	4	51	12.7	6.30
3.	Victor Cruz (40)	UMASS	SR	11	59	868	5	67	14.7	5.36
4.	Mark Duncan (44)	UD	SR	9	48	697	6	79	14.5	5.33
5.	D.J. McAulay (60)	W&M	SR	12	57	620	3	53	10.9	4.75
6.	Mike Brusko (62)	UM	SR	11	52	464	3	37	8.9	4.73
7.	Jordan Batts (77)	NU	FR	11	49	432	5	48	8.8	4.45
8.	Scott Sicko (80)	UNH	SR	13	57	725	9	58	12.7	4.38
9.	Tyrell Jones (81)	UM	JR	11	48	547	6	66	11.4	4.36
10.	Shawn Leonard (85)	URI	SR	11	47	858	11	72	18.3	4.27

KICK RETURN AVG		Team	Cl	G	Ret	Yds	TD	Long	Avg
1.	Scotty McGee (2)	JMU	SR	11	21	640	0	64	30.5
2.	Matt Szczur (4)	VU	JR	15	30	816	1	87	27.2
3.	Jerry Butler (47)	UD	SR	11	37	837	1	89	22.6
4.	Hakeem Moore (50)	TU	JR	9	33	744	0	49	22.5
5.	Jordan Batts (54)	NU	FR	11	18	400	0	76	22.2
6.	Brock Jackolski	HOF	SO	11	27	598	0	44	22.1
7.	Desmond Randall (89)	UM	JR	11	25	511	1	80	20.4
8.	Jarrod Williams (90)	URI	JR	11	14	286	0	48	20.4
9.	Chad Kackert (91)	UNH	SR	12	25	510	0	59	20.4
10.	Julian Talley (98)	UMASS	SO	11	14	282	0	48	20.1

RECEIVE YDS/GAME		Team	Cl	G	Rec	Yds	TD	Long	Avg/C	Yds/G
1.	Landis Williams (24)	UM	SR	10	71	798	9	58	11.2	79.8
2.	Aaron Weaver (25)	HOF	JR	10	63	797	4	51	12.7	79.7
3.	Victor Cruz (27)	UMASS	SR	11	59	868	5	67	14.7	78.9
4.	Shawn Leonard (30)	URI	SR	11	47	858	11	72	18.3	78.0
5.	Mark Duncan (31)	UD	SR	9	48	697	6	79	14.5	77.4
6.	Scott Sicko (85)	UNH	SR	13	57	725	9	58	12.7	55.8
7.	Tre Gray (88)	UR	SO	13	51	713	4	44	14.0	54.8
8.	Rockeed McCarter (92)	JMU	SR	11	29	597	4	53	20.6	54.3
9.	D.J. McAulay (99)	W&M	SR	12	57	620	3	53	10.9	51.7
10.	Tyrell Jones	UM	JR	11	48	547	6	66	11.4	49.7

ALL PURPOSE		Team	Cl	G	Rush	Rcv	PR	KR	Yds	Avg/G
1.	Matt Szczur (11)	VU	JR	15	813	610	0	816	2239	149.3
2.	Jonathan Grimes (13)	W&M	SO	14	1294	289	0	460	2043	145.9
3.	Hakeem Moore (44)	TU	JR	9	2	286	14	744	1046	116.2
4.	Chad Kackert (48)	UNH	SR	12	780	68	0	510	1358	113.2
5.	John Griffin (54)	NU	JR	11	1009	178	0	0	1187	107.9
6.	Jerry Butler (57)	UD	SR	11	274	61	0	837	1172	106.5
7.	Aaron Weaver (77)	HOF	JR	10	1	797	84	85	967	96.7
8.	Landis Williams (92)	UM	SR	10	27	798	97	0	922	92.2
9.	Tony Nelson (98)	UMASS	SR	9	741	68	0	0	809	89.9
10.	Justin Forte	UR	SR	13	1057	105	0	0	1162	89.4



Dillanou's
Chris Whitney

NCAA FCS ranking in parentheses | Active Players in italics

2010 CAA Football

2009 CAA Football Individual Statistics

PUNTING

	Team	Cl	G	Punt	Yds	Long	Avg
1. <i>Tim Edger (11)</i>	URI	SO	11	71	2945	68	41.5
2. <i>David Miller (21)</i>	W&M	JR	14	65	2634	71	40.5
3. <i>Ed Wagner (29)</i>	UD	JR	11	47	1879	73	40.0
4. <i>Caleb Violette (45)</i>	UMASS	FR	11	40	1561	63	39.0
5. <i>Dominic Scarnecchia (56)</i>	VU	SO	15	59	2244	61	38.0
6. <i>Matt Goff (59)</i>	JMU	JR	11	54	2043	65	37.8
7. Shane Casciano	HOF	SR	11	36	1361	63	37.8
8. Bill Shears (71)	TU	SR	11	53	1966	53	37.1
9. Ron Conway (94)	NU	SR	11	77	2730	53	35.5
10. <i>Ryan Glasgow (96)</i>	UNH	JR	13	66	2293	60	34.7

SCORING

	Team	Cl	G	TD	XPT	FG	2XP	Pts	Pts/G
1. Armando Cuko (11)	UMASS	SR	10	0	31	19	0	88	8.8
2. Brian Pate (25)	W&M	SR	14	0	39	23	0	108	7.7
3. Tom Manning (26)	UNH	SR	13	0	46	18	0	100	7.7
4. Andrew Howard (52)	UR	SR	13	0	44	13	0	83	6.4
5. <i>Nick Yako (56)</i>	VU	FR	15	0	59	12	0	95	6.3
6. Jon Striefsky (60)	UD	SR	11	0	29	13	0	68	6.2
7. Tony Nelson (65)	UMASS	SR	9	9	0	0	0	54	6.0
Shawn Leonard (65)	URI	SR	11	11	0	0	0	66	6.0
8. <i>Matt Szczur (65)</i>	VU	JR	15	15	0	0	0	90	6.0
10. Henry Greco (99)	HOF	SR	10	0	27	9	0	54	5.4

SCORING (TDs)

	Team	Cl	G	TD	Rush	Pass	Ret	PAT	Pts	Pts/G
1. <i>Matt Szczur</i>	VU	JR	15	15	10	4	1	0	90	6.0
Tony Nelson	UMASS	SR	9	9	9	0	0	0	54	6.0
Shawn Leonard	URI	SR	11	11	0	11	0	0	66	6.0
4. Landis Williams	UM	SR	10	9	0	9	0	0	54	5.4
5. Chad Kackert	UNH	SR	12	10	10	0	0	0	60	5.0
6. <i>Jon Hernandez</i>	UMASS	SO	10	8	8	0	0	0	48	4.8
7. <i>Tremayne Dameron</i>	TU	FR	11	8	8	0	0	0	48	4.4
8. <i>Sean Jellison</i>	UNH	JR	13	9	7	1	1	1	56	4.3
9. <i>Jonathan Grimes</i>	W&M	SO	14	10	9	1	0	0	60	4.3
10. Scott Sicko	UNH	SR	13	9	0	9	0	0	54	4.2

SCORING (KICK)

	Team	Cl	G	PATs	FGs	Pts	Pts/G
1. Armando Cuko	UMASS	SR	10	31-31	19-24	88	8.8
2. Brian Pate	W&M	SR	14	39-40	23-35	108	7.7
3. Tom Manning	UNH	SR	13	46-49	18-24	100	7.7
4. Andrew Howard	UR	SR	13	44-46	13-22	83	6.4
5. <i>Nick Yako</i>	VU	FR	15	59-60	12-16	95	6.3
6. Jon Striefsky	UD	SR	11	29-32	13-14	68	6.2
7. Henry Greco	HOF	SR	10	27-28	9-15	54	5.4
8. <i>Dixon Wright</i>	JMU	SO	11	26-28	10-13	56	5.1
9. <i>Jordan Waxman</i>	UM	SO	9	20-21	8-10	44	4.9
10. <i>Louis Feinstein</i>	URI	SO	11	25-27	7-9	46	4.2

FIELD GOALS

	Team	Cl	G	FG	FGA	Pct.	FG/G
1. Armando Cuko	UMASS	SR	10	19	24	79.2	1.90
2. Brian Pate	W&M	SR	14	23	35	65.7	1.64
3. Tom Manning	UNH	SR	13	18	24	75.0	1.38
4. Jon Striefsky	UD	SR	11	13	14	92.9	1.18
5. Andrew Howard	UR	SR	13	13	22	59.1	1.00
6. <i>Dixon Wright</i>	JMU	SO	11	10	13	76.9	0.91
7. Henry Greco	HOF	SR	10	9	15	60.0	0.90
8. <i>Jordan Waxman</i>	UM	SO	9	8	10	80.0	0.89
9. <i>Nick Yako</i>	VU	FR	15	12	16	75.0	0.80
10. <i>Louis Feinstein</i>	URI	SO	11	7	9	77.8	0.64

PAT KICKING PCT

	Team	Cl	G	Made	Att	Pct.
1. Armando Cuko	UMASS	SR	10	31	31	100.0
Mat Johnson	NU	SR	11	22	22	100.0
3. <i>Nick Yako</i>	VU	FR	15	59	60	98.3
4. Brian Pate	W&M	SR	14	39	40	97.5
5. Henry Greco	HOF	SR	10	27	28	96.4
6. Andrew Howard	UR	SR	13	44	46	95.7
7. <i>Jordan Waxman</i>	UM	SO	9	20	21	95.2
8. Tom Manning	UNH	SR	13	46	49	93.9
9. <i>Dixon Wright</i>	JMU	SO	11	26	28	92.9
10. <i>Louis Feinstein</i>	URI	SO	11	25	27	92.6

SACKS

	Team	Cl	G	Pos	Solo	Ast	Yds	Total	Avg/G
1. Adrian Tracy	W&M	SR	14	DL	9	6	70	12.0	0.86
2. Arthur Moats	JMU	SR	11	DE	10	2	82	11.0	1.00
3. Jordan Stevens	UM	SR	11	DL	9	2	45	10.0	0.91
4. Tim Kukucka	VU	SR	15	DE	8	3	51	9.5	0.63
5. <i>Terence Thomas</i>	VU	JR	15	LB	7	3	57	8.5	0.57
6. Jason Vega	NU	SR	11	LB	6	2	51	7.0	0.64
7. <i>Martin Parker</i>	UR	JR	13	DL	6	1	38	6.5	0.50
8. Sean Lissemore	W&M	SR	14	DL	4	5	29	6.5	0.46
9. <i>John Dempsey</i>	VU	JR	15	DB	6	0	32	6.0	0.40
10. Joe Akabalu	HOF	SR	11	DE	4	3	47	5.5	0.50

TACKLES FOR LOSS

	Team	Cl	G	Pos	Solo	Ast	Yds	Total	Avg/G
1. Arthur Moats	JMU	SR	11	DE	18	11	110	23.5	2.14
2. Adrian Tracy	W&M	SR	14	DL	17	10	103	22.0	1.57
3. Tim Kukucka	VU	SR	15	DE	14	9	78	18.5	1.23
4. <i>Martin Parker</i>	UR	JR	13	DL	14	3	53	15.5	1.19
5. <i>Rob Damon</i>	URI	JR	11	LB	8	12	37	14.0	1.27
6. Sean Lissemore	W&M	SR	14	DL	9	10	46	14.0	1.00
7. Sam Daniels	JMU	SR	11	DT	8	9	44	12.5	1.14
David Akinniyi	NU	JR	11	DL	11	3	60	12.5	1.14
9. <i>Michael Stover</i>	W&M	JR	13	DL	9	6	51	12.0	0.92
10. Deron Mayo	HOF	JR	11	DE	9	5	46	11.5	1.05

FUMBLES FORCED

	Team	Cl	G	Num	Avg/G
1. Steve Weedon	URI	SR	9	5	0.56
2. Basim Hudeen	HOF	SO	11	4	0.36
3. Mike Lukenda	NU	SR	9	3	0.33
4. Kyle Maroney	UNH	SR	13	4	0.31
5. <i>Joe Harris</i>	URI	JR	11	3	0.27
Jordan Stevens	UM	SR	11	3	0.27
Joe Akabalu	HOF	SR	11	3	0.27
<i>Victor Adesanya</i>	URI	JR	11	3	0.27
<i>Rob Damon</i>	URI	JR	11	3	0.27
10. <i>John Dempsey</i>	VU	JR	15	4	0.27

FUMBLES RCVD

	Team	Cl	G	Num	Avg/G
1. <i>Eric McBride</i>	UR	JR	13	4	0.31
2. <i>Darryl Jones</i>	NU	JR	11	3	0.27
3. Ryan Hinds	UNH	SR	13	3	0.23
4. Steve Weedon	URI	SR	9	2	0.22
5. <i>Evan Franks</i>	W&M	JR	14	3	0.21
6. Eric Dickson	UMASS	SR	10	2	0.20
<i>Matt Rae</i>	URI	FR	10	2	0.20
<i>Danzel White</i>	TU	FR	10	2	0.20
9. Brady Smith	TU	SR	11	2	0.18
Al Serena	UM	SR	11	2	0.18

PASSES DEFENDED

	Team	Cl	G	Brup	Int	Total	Avg/G
1. <i>Steven Barker</i>	UM	JR	11	10	3	13	1.18
2. Ryan Hinds	UNH	SR	13	11	4	15	1.15
3. Scotty McGee	JMU	SR	11	12	0	12	1.09
4. <i>Anthony Walters</i>	UD	JR	11	10	1	11	1.00
5. <i>Tyler Holmes</i>	UMASS	SO	10	5	4	9	0.90
6. <i>Dino Vasso</i>	UNH	JR	13	6	5	11	0.85
<i>Hugo Souza</i>	UNH	JR	13	8	3	11	0.85
Terrence Klein	UNH	SR	13	5	6	11	0.85
<i>Justin Rogers</i>	UR	JR	13	8	3	11	0.85
10. <i>Eric Loper</i>	VU	FR	15	10	2	12	0.80



**Richmond's
Martin Parker**

NCAA FCS ranking in parentheses | Active Players in italics

2010 CAA Football

2009 CAA Football Individual Statistics

TACKLES (All positions)

	Team	Cl	G	Pos	Solo	Ast	Total	Avg/G	Sack
1. <i>Rob Damon</i>	URI	JR	11	LB	60	64	124	11.3	2.0
2. <i>Tyler Holmes</i>	UMASS	SO	10	LB	50	60	110	11.0	1.0
3. <i>Danzel White</i>	TU	FR	10	LB	40	65	105	10.5	0.0
4. <i>Matt Hansen</i>	URI	JR	10	LB	62	41	103	10.3	4.0
5. <i>Donte Dennis</i>	UM	SO	11	LB	51	55	106	9.6	1.0
6. Eric Dickson	UMASS	SR	10	LB	34	61	95	9.5	1.0
7. Arthur Moats	JMU	SR	11	DE	42	48	90	8.2	11.0
8. <i>Devon Jackson</i>	UNH	JR	12	LB	44	54	98	8.2	3.0
9. <i>Pat Williams</i>	JMU	SO	11	LB	34	53	87	7.9	1.0
10. <i>Terence Thomas</i>	VU	JR	15	LB	68	48	116	7.7	8.5
11. Luke Bonus	HOF	SR	11	LB	55	30	85	7.7	2.0
12. Phil Higgins	NU	SR	11	LB	39	46	85	7.7	1.5
13. Sean Ware	UNH	SR	13	LB	47	50	97	7.5	2.0
14. Collin McConaghy	UR	SR	13	LB	39	58	97	7.5	0.5
15. <i>Patrick Weldon</i>	UR	JR	13	LB	49	45	94	7.2	1.0
16. <i>Eric McBride</i>	UR	JR	13	LB	36	57	93	7.2	1.0
17. Basim Hudeen	HOF	SO	11	LB	49	29	78	7.1	1.5
18. Greg Melendez	HOF	SO	11	DB	37	35	72	6.5	0.0
19. Steve Weedon	URI	SR	9	DE	39	19	58	6.4	5.0
20. <i>Jake Trantin</i>	W&M	SO	14	LB	49	41	90	6.4	2.5
21. <i>Evan Francks</i>	W&M	JR	14	LB	59	30	89	6.4	2.5
22. Charles Graves	UD	SR	11	DB	47	22	69	6.3	1.0
23. <i>Darryl Jones</i>	NU	JR	11	DB	40	28	68	6.2	0.0
24. Terrence Klein	UNH	SR	13	LB	45	35	80	6.2	1.0
25. Alex Butt	TU	SR	10	LB	28	33	61	6.1	1.0
26. <i>Benard Makumbi</i>	UD	JR	11	LB	39	28	67	6.1	0.0
27. Brandon McLaughlin	UM	SR	11	LB	28	38	66	6.0	2.0
28. <i>Danny Collins</i>	TU	SO	11	DB	35	31	66	6.0	0.0
29. <i>Vinson Givans</i>	UM	SO	11	LB	31	35	66	6.0	0.0
30. Sam Daniels	JMU	SR	11	DT	27	39	66	6.0	4.5
31. <i>Hugo Souza</i>	UNH	JR	13	SS	52	25	77	5.9	0.0
32. <i>Jarrold Williams</i>	URI	JR	11	DB	46	19	65	5.9	0.0
33. <i>Dino Vasso</i>	UNH	JR	13	DB	49	27	76	5.8	0.0
34. Jason Vega	NU	SR	11	LB	29	35	64	5.8	7.0
35. <i>Jeremy Gardner</i>	TU	JR	11	CB	36	28	64	5.8	0.0
36. <i>Perry McIntyre</i>	UMASS	FR	11	LB	22	42	64	5.8	0.0
37. <i>Martin Parker</i>	UR	JR	13	DL	29	46	75	5.8	6.5
38. Craig Kenney	NU	SR	11	LB	35	28	63	5.7	2.5
39. Brady Smith	TU	SR	11	DE	32	31	63	5.7	4.0
40. Jeremy Miles	UMASS	SR	11	DB	36	26	62	5.6	0.0
41. Adrian Tracy	W&M	SR	14	DL	50	28	78	5.6	12.0
42. Rodney Mitchell	URI	SR	10	DB	38	17	55	5.5	0.0
43. Osayi Osunde	VU	SR	15	LB	39	43	82	5.5	1.5
44. <i>Paul Worrlow</i>	UD	FR	11	LB	36	24	60	5.5	0.0
45. <i>Anthony Bratton</i>	UD	JR	9	DB	32	17	49	5.4	0.0
46. Jordan Stevens	UM	SR	11	DL	28	30	58	5.3	10.0
47. Brandon Gilbeaux	UD	SR	11	DL	31	27	58	5.3	5.5
48. <i>Jon Williams</i>	JMU	SO	11	WS	25	33	58	5.3	0.0
49. <i>Joe Harris</i>	URI	JR	11	LB	37	21	58	5.3	1.0
50. <i>Marquis Kirkland</i>	VU	JR	14	LB	47	26	73	5.2	2.0

TACKLES (DL's)

	Team	Cl	G	Pos	Solo	Ast	Total	Avg/G	Sack
1. Arthur Moats	JMU	SR	11	DE	42	48	90	8.2	11.0
2. Steve Weedon	URI	SR	9	DE	39	19	58	6.4	5.0
3. Sam Daniels	JMU	SR	11	DT	27	39	66	6.0	4.5
4. <i>Martin Parker</i>	UR	JR	13	DL	29	46	75	5.8	6.5
5. Brady Smith	TU	SR	11	DE	32	31	63	5.7	4.0
6. Adrian Tracy	W&M	SR	14	DL	50	28	78	5.6	12.0
7. Brandon Gilbeaux	UD	SR	11	DL	31	27	58	5.3	5.5
8. Jordan Stevens	UM	SR	11	DL	28	30	58	5.3	10.0
9. <i>Yaky Ibia</i>	TU	JR	10	DT	19	33	52	5.2	2.5
10. Sean Lissemore	W&M	SR	14	DL	30	36	66	4.7	6.5
11. Michael Hanson	UMASS	SR	11	DE	26	22	48	4.4	3.5
12. Deron Mayo	HOF	JR	11	DE	22	26	48	4.4	2.5
13. Tim Kukucka	VU	SR	15	DE	37	26	63	4.2	9.5
14. Kyle Harrington	UMASS	SR	11	DL	12	31	43	3.9	0.5
15. <i>Frank Beltre</i>	TU	FR	11	DE	20	23	43	3.9	2.0

TACKLES (LB's)

	Team	Cl	G	Pos	Solo	Ast	Total	Avg/G	Sack
1. <i>Rob Damon</i>	URI	JR	11	LB	60	64	124	11.3	2.0
2. <i>Tyler Holmes</i>	UMASS	SO	10	LB	50	60	110	11.0	1.0
3. <i>Danzel White</i>	TU	FR	10	LB	40	65	105	10.5	0.0
4. <i>Matt Hansen</i>	URI	JR	10	LB	62	41	103	10.3	4.0
5. <i>Donte Dennis</i>	UM	SO	11	LB	51	55	106	9.6	1.0
6. Eric Dickson	UMASS	SR	10	LB	34	61	95	9.5	1.0
7. <i>Devon Jackson</i>	UNH	JR	12	LB	44	54	98	8.2	3.0
8. <i>Pat Williams</i>	JMU	SO	11	LB	34	53	87	7.9	1.0
9. <i>Terence Thomas</i>	VU	JR	15	LB	68	48	116	7.7	8.5
10. Phil Higgins	NU	SR	11	LB	39	46	85	7.7	1.5
11. Luke Bonus	HOF	SR	11	LB	55	30	85	7.7	2.0
12. Collin McConaghy	UR	SR	13	LB	39	58	97	7.5	0.5
13. Sean Ware	UNH	SR	13	LB	47	50	97	7.5	2.0
14. <i>Patrick Weldon</i>	UR	JR	13	LB	49	45	94	7.2	1.0
15. <i>Eric McBride</i>	UR	JR	13	LB	36	57	93	7.2	1.0

TACKLES (DB's)

	Team	Cl	G	Pos	Solo	Ast	Total	Avg/G	Sack
1. Greg Melendez	HOF	SO	11	DB	37	35	72	6.5	0.0
2. Charles Graves	UD	SR	11	DB	47	22	69	6.3	1.0
3. <i>Darryl Jones</i>	NU	JR	11	DB	40	28	68	6.2	0.0
4. <i>Danny Collins</i>	TU	SO	11	DB	35	31	66	6.0	0.0
5. <i>Hugo Souza</i>	UNH	JR	13	SS	52	25	77	5.9	0.0
6. <i>Jarrold Williams</i>	URI	JR	11	DB	46	19	65	5.9	0.0
7. <i>Dino Vasso</i>	UNH	JR	13	DB	49	27	76	5.8	0.0
8. <i>Jeremy Gardner</i>	TU	JR	11	CB	36	28	64	5.8	0.0
9. Jeremy Miles	UMASS	SR	11	DB	36	26	62	5.6	0.0
10. Rodney Mitchell	URI	SR	10	DB	38	17	55	5.5	0.0
11. <i>Anthony Bratton</i>	UD	JR	9	DB	32	17	49	5.4	0.0
12. <i>Jon Williams</i>	JMU	SO	11	WS	25	33	58	5.3	0.0
13. <i>Vidal Nelson</i>	JMU	SO	11	SS	27	30	57	5.2	0.0
14. <i>John Dempsey</i>	VU	JR	15	DB	59	18	77	5.1	6.0
15. Leslie Jackman	HOF	SR	11	DB	40	16	56	5.1	0.0

TACKLES (Other positions)

	Team	Cl	G	Solo	Ast	Total	Avg/G	Sack
1. <i>Chris Edmond</i>	HOF	SO	10	24	27	51	5.1	0.0
2. <i>Jakarie Jackson</i>	JMU	FR	11	31	10	41	3.7	0.0
3. <i>Robenson Alexis</i>	URI	SO	9	14	17	31	3.4	0.0
4. Brandon Randolph	JMU	SR	11	14	7	21	1.9	0.0
5. Brock Jackolski	HOF	SO	11	14	3	17	1.5	0.0
6. Joe Bellini	URI	SR	11	7	2	9	0.8	0.0
7. Tony Canci	VU	SR	15	6	6	12	0.8	0.0
8. <i>Tyler Kirchoff</i>	UR	JR	13	5	5	10	0.8	0.0
9. <i>Matt Szczur</i>	VU	JR	15	6	4	10	0.7	0.0
10. Mark Duncan	UD	SR	9	1	5	6	0.7	0.0
11. <i>Jeremy Kelley</i>	UM	JR	11	4	3	7	0.6	0.0
12. Jon Striefsky	UD	SR	11	4	3	7	0.6	0.0
13. <i>Max Prokell</i>	UR	JR	12	3	4	7	0.6	0.0
14. <i>Hakeem Moore</i>	TU	JR	9	4	1	5	0.6	0.0
15. <i>Scott Noble</i>	JMU	SO	11	2	4	6	0.5	0.0

Rhode Island's
Rob Damon



2010 CAA Football

2009 CAA Football Team Statistics

SCORING OFFENSE

	G	TD	XP	2XP	DXP	FG	Saf	Pts	Avg
1. New Hampshire (16)	13	51	46	1	0	18	3	414	31.8
2. Villanova (17)	15	62	59	1	0	12	1	471	31.4
3. Richmond (25)	13	50	44	2	0	13	1	389	29.9
4. Massachusetts (38)	11	33	33	0	1	20	1	295	26.8
5. William and Mary (42)	14	42	39	1	0	23	2	366	26.1
6. Delaware (43)	11	35	29	0	0	13	2	282	25.6
7. Maine (63)	11	31	28	0	0	9	1	243	22.1
8. James Madison (64)	11	30	26	1	1	10	1	242	22.0
9. Rhode Island (70)	11	31	25	0	0	7	0	232	21.1
10. Hofstra (70)	11	29	27	1	0	9	1	232	21.1
11. Northeastern (102)	11	22	22	0	0	6	0	172	15.6
12. Towson (110)	11	21	16	0	0	2	0	148	13.5

SCORING DEFENSE

	G	TD	XP	2XP	DXP	FG	Saf	Pts	Avg
1. William and Mary (2)	14	22	20	0	0	5	1	169	12.1
2. Villanova (6)	15	25	18	2	0	13	0	211	14.1
3. Richmond (9)	13	26	24	1	0	8	3	212	16.3
4. James Madison (20)	11	26	23	0	0	9	1	208	18.9
5. New Hampshire (32)	13	33	29	0	0	15	1	274	21.1
6. Delaware (38)	11	30	27	0	0	10	0	237	21.5
7. Massachusetts (47)	11	30	28	0	0	12	0	244	22.2
8. Maine (54)	11	30	29	0	1	12	1	249	22.6
9. Hofstra (56)	11	31	29	0	0	11	2	252	22.9
10. Northeastern (112)	11	48	46	1	0	11	2	373	33.9
11. Towson (115)	11	52	50	1	2	10	2	402	36.5
12. Rhode Island (116)	11	53	46	2	0	12	1	406	36.9

PASS OFFENSE

	G	Att	Cmp	Int	Pct.	Yds	Avg	TD	Yds/G
1. Maine (18)	11	385	248	18	64.4	2724	7.1	21	247.6
2. Delaware (21)	11	351	222	9	63.2	2677	7.6	16	243.4
3. Hofstra (25)	11	358	225	9	62.8	2576	7.2	15	234.2
4. Massachusetts (29)	11	357	196	22	54.9	2521	7.1	11	229.2
5. Rhode Island (49)	11	339	181	7	53.4	2228	6.6	18	202.5
6. William and Mary (51)	14	440	265	9	60.2	2835	6.4	16	202.5
7. New Hampshire (52)	13	387	212	12	54.8	2625	6.8	20	201.9
8. Richmond (57)	13	354	216	13	61.0	2532	7.2	16	194.8
9. James Madison (96)	11	197	110	11	55.8	1732	8.8	12	157.5
10. Towson (101)	11	308	153	27	49.7	1611	5.2	9	146.5
11. Villanova (103)	15	294	186	5	63.3	2180	7.4	22	145.3
12. Northeastern (105)	11	282	170	12	60.3	1515	5.4	10	137.7

PASS DEFENSE

	G	Att	Cmp	Int	Pct.	Yds	Avg	TD	Yds/G
1. James Madison (10)	11	297	167	12	56.2	1716	5.8	12	156.0
2. William and Mary (18)	14	412	228	16	55.3	2361	5.7	12	168.6
3. New Hampshire (35)	13	414	229	21	55.3	2356	5.7	16	181.2
4. Hofstra (37)	11	285	173	7	60.7	2011	7.1	15	182.8
5. Towson (49)	11	230	147	6	63.9	2051	8.9	20	186.5
6. Northeastern (58)	11	277	165	13	59.6	2137	7.7	19	194.3
7. Maine (62)	11	326	189	19	58.0	2150	6.6	9	195.5
8. Delaware (65)	11	314	184	10	58.6	2174	6.9	11	197.6
9. Massachusetts (66)	11	335	191	13	57.0	2179	6.5	15	198.1
10. Richmond (84)	13	455	253	16	55.6	2761	6.1	15	212.4
11. Rhode Island (102)	11	302	210	11	69.5	2635	8.7	20	239.5
12. Villanova (106)	15	570	343	18	60.2	3736	6.6	17	249.1

KICKOFF RETURNS

	G	Ret	Yds	TD	Avg
1. James Madison (1)	11	39	994	0	25.5
2. Villanova (12)	15	45	1058	1	23.5
3. New Hampshire (16)	13	52	1188	1	22.8
4. Hofstra (25)	11	43	948	1	22.0
5. Delaware (44)	11	43	888	1	20.7
6. Towson (55)	11	60	1212	0	20.2
7. Rhode Island (84)	11	68	1296	0	19.1
8. Northeastern (91)	11	62	1154	0	18.6
9. Massachusetts (92)	11	44	812	0	18.5
10. Richmond (96)	13	46	843	1	18.3
11. Maine (108)	11	44	773	1	17.6
12. William and Mary (118)	14	35	557	0	15.9

PUNTING

	G	No.	Yards	Avg/P	PR	Avg	TBq	Net/P
1. William and Mary (17)	14	65	2634	40.5	122	1.9	9	35.9
2. Massachusetts (20)	11	41	1570	38.3	74	1.8	2	35.5
3. Delaware (23)	11	47	1879	40.0	118	2.5	5	35.3
4. Hofstra (31)	11	38	1404	36.9	36	0.9	3	34.4
5. Villanova (32)	15	59	2244	38.0	40	0.7	9	34.3
6. Richmond (46)	13	51	1812	35.5	99	1.9	0	33.6
7. Rhode Island (50)	11	75	3037	40.5	377	5.0	8	33.3
8. Towson (59)	11	56	1984	35.4	99	1.8	2	32.9
9. James Madison (78)	11	55	2068	37.6	196	3.6	5	32.2
10. Maine (98)	11	53	1775	33.5	109	2.1	2	30.7
11. Northeastern (100)	11	78	2730	35.0	282	3.6	3	30.6
12. New Hampshire (106)	13	71	2370	33.4	111	1.6	5	30.4

TURNOVER MARGIN

	G	--- Gained ---			--- Lost ---			Per/G	
		Fum	Int	Tot	Fum	Int	Tot		
1. New Hampshire (11)	13	11	21	32	7	12	19	+13	1.00
2. Rhode Island (13)	11	15	11	26	9	7	16	+10	0.91
3. Villanova (16)	15	8	18	26	8	5	13	+13	0.87
4. William and Mary (19)	14	11	16	27	7	9	16	+11	0.79
5. Richmond (29)	13	10	16	26	7	13	20	+6	0.46
6. Delaware (47)	11	10	10	20	9	9	18	+2	0.18
7. Maine (47)	11	10	19	29	9	18	27	+2	0.18
8. Northeastern (52)	11	7	13	20	7	12	19	+1	0.09
9. James Madison (59)	11	10	12	22	11	11	22	+0	0.00
10. Hofstra (68)	11	11	7	18	10	9	19	-1	-0.09
11. Massachusetts (108)	11	7	13	20	9	22	31	-11	-1.00
12. Towson (115)	11	12	6	18	7	27	34	-16	-1.45

RUSHING OFFENSE

	G	Att	Yds	Avg	TD	Yds/G
1. Villanova (4)	15	691	3604	5.2	36	240.3
2. James Madison (17)	11	485	1985	4.1	14	180.5
3. William and Mary (26)	14	567	2343	4.1	23	167.4
4. Richmond (33)	13	520	2065	4.0	28	158.8
5. Massachusetts (44)	11	412	1633	4.0	21	148.5
6. New Hampshire (56)	13	478	1800	3.8	26	138.5
7. Northeastern (63)	11	430	1439	3.3	9	130.8
8. Hofstra (66)	11	406	1424	3.5	13	129.5
9. Rhode Island (90)	11	391	1228	3.1	16	111.6
10. Towson (96)	11	381	1151	3.0	12	104.6
11. Maine (97)	11	357	1146	3.2	9	104.2
12. Rhode Island (109)	11	348	989	2.8	9	89.9

RUSHING DEFENSE

	G	Rushes	Yards	Avg.	TD	Yds/G
1. William and Mary (1)	14	427	856	2.0	10	61.1
2. Villanova (3)	15	431	1001	2.3	8	66.7
3. Richmond (5)	13	376	1027	2.7	10	79.0
4. Massachusetts (28)	11	377	1319	3.5	10	119.9
5. Hofstra (32)	11	394	1363	3.5	16	123.9
6. James Madison (40)	11	406	1434	3.5	13	130.4
7. New Hampshire (48)	13	522	1766	3.4	15	135.8
8. Delaware (54)	11	410	1514	3.7	18	137.6
9. Maine (67)	11	427	1660	3.9	19	150.9
10. Towson (97)	11	476	1971	4.1	24	179.2
11. Rhode Island (99)	11	452	2022	4.5	33	183.8
12. Northeastern (103)	11	426	2137	5.0	27	194.3

TOTAL OFFENSE

	G	Rush	Pass	Plays	Yards	Avg/P	TD	Yds/G
1. Villanova (25)	15	3604	2180	985	5784	5.9	58	385.6
2. Massachusetts (28)	11	1633	2521	769	4154	5.4	32	377.6
3. William and Mary (33)	14	2343	2835	1007	5178	5.1	39	369.9
4. Hofstra (41)	11	1424	2576	764	4000	5.2	28	363.6
5. Delaware (45)	11	1228	2677	742	3905	5.3	32	355.0
6. Richmond (47)	13	2065	2532	874	4597	5.3	44	353.6
7. Maine (49)	11	1146	2724	742	3870	5.2	30	351.8
8. New Hampshire (61)	13	1800	2625	865	4425	5.1	46	340.4
9. James Madison (64)	11	1985	1732	682	3717	5.5	26	337.9
10. Rhode Island (91)	11	989	2228	687	3217	4.7	27	292.5
11. Northeastern (101)	11	1439	1515	712	2954	4.1	19	268.5
12. Towson (108)	11	1151	1611	689	2762	4.0	21	251.1

2010 CAA Football



2009 CAA Football Team Statistics

TOTAL DEFENSE

	G	Rush	Pass	Plys	Yards	Avg	TD	Yds/G
1. William and Mary (2)	14	856	2361	839	3217	3.8	22	229.8
2. James Madison (16)	11	1434	1716	703	3150	4.5	25	286.4
3. Richmond (20)	13	1027	2761	831	3788	4.6	25	291.4
4. Hofstra (26)	11	1363	2011	679	3374	5.0	31	306.7
5. Villanova (33)	15	1001	3736	1001	4737	4.7	25	315.8
6. New Hampshire (34)	13	1766	2356	936	4122	4.4	31	317.1
7. Massachusetts (35)	11	1319	2179	712	3498	4.9	25	318.0
8. Delaware (50)	11	1514	2174	724	3688	5.1	29	335.3
9. Maine (60)	11	1660	2150	753	3810	5.1	28	346.4
10. Towson (77)	11	1971	2051	706	4022	5.7	44	365.6
11. Northeastern (94)	11	2137	2137	703	4274	6.1	46	388.5
12. Rhode Island (111)	11	2022	2635	754	4657	6.2	53	423.4

PUNT RETURN AVG

	G	Ret	Yds	TD	Avg
1. Richmond (16)	13	32	391	2	12.2
2. Northeastern (42)	11	14	123	1	8.8
3. William and Mary (51)	14	30	245	0	8.2
4. Villanova (63)	15	23	171	0	7.4
5. James Madison (79)	11	21	136	1	6.5
6. Towson (82)	11	16	98	0	6.1
7. Massachusetts (86)	11	17	102	1	6.0
8. Maine (92)	11	21	119	0	5.7
9. New Hampshire (96)	13	9	49	0	5.4
10. Rhode Island (109)	11	3	13	0	4.3
11. Delaware (110)	11	13	54	0	4.2
12. Hofstra (112)	11	27	108	0	4.0

PASS EFFICIENCY

	G	Att	Cmp	Pct	Int	Yds	TD	Effic
1. Villanova (12)	15	294	186	63.3	5	2180	22	146.8
2. James Madison (25)	11	197	110	55.8	11	1732	12	138.6
3. Delaware (27)	11	351	222	63.2	9	2677	16	137.2
4. Maine (32)	11	385	248	64.4	18	2724	21	132.5
5. Hofstra (33)	11	358	225	62.8	9	2576	15	132.1
6. Richmond (42)	13	354	216	61.0	13	2532	16	128.7
7. New Hampshire (59)	13	387	212	54.8	12	2625	20	122.6
8. William and Mary (60)	14	440	265	60.2	9	2835	16	122.3
9. Rhode Island (62)	11	339	181	53.4	7	2228	18	122.0
10. Massachusetts (80)	11	357	196	54.9	22	2521	11	112.1
11. Northeastern (88)	11	282	170	60.3	12	1515	10	108.6
12. Towson (112)	11	308	153	49.7	27	1611	9	85.7

PASS DEF EFFICIENCY

	G	Att	Cmp	Int	Pct.	Yds	TD	Effic
1. William and Mary (11)	14	412	228	16	55.3	2361	12	105.3
2. New Hampshire (15)	13	414	229	21	55.3	2356	16	105.7
3. James Madison (21)	11	297	167	12	56.2	1716	12	110.0
4. Richmond (25)	13	455	253	16	55.6	2761	15	110.4
5. Maine (26)	11	326	189	19	58.0	2150	9	110.8
6. Massachusetts (51)	11	335	191	13	57.0	2179	15	118.7
7. Villanova (52)	15	570	343	18	60.2	3736	17	118.8
8. Delaware (57)	11	314	184	10	58.6	2174	11	121.9
9. Hofstra (91)	11	285	173	7	60.7	2011	15	132.4
10. Northeastern (97)	11	277	165	13	59.6	2137	19	137.6
11. Rhode Island (115)	11	302	210	11	69.5	2635	20	157.4
12. Towson (117)	11	230	147	6	63.9	2051	20	162.3

FIRST DOWNS

	G	Rush	Pass	Pen	Total
1. Villanova	15	188	102	12	302
2. William and Mary	14	123	131	27	281
3. Richmond	13	131	116	12	259
4. New Hampshire	13	102	112	8	222
5. Hofstra	11	89	116	16	221
6. Delaware	11	77	124	14	215
7. Massachusetts	11	80	121	12	213
8. Maine	11	75	119	8	202
9. James Madison	11	100	66	2	168
10. Northeastern	11	81	69	10	160
11. Rhode Island	11	48	90	15	153
12. Towson	11	62	71	16	149

OPPONENT 1ST DOWNS

	G	Rush	Pass	Pen	Total
1. Hofstra	11	74	89	9	172
2. James Madison	11	80	82	13	175
3. William and Mary	14	61	103	14	178
4. Delaware	11	76	92	17	185
5. Towson	11	103	81	8	192
6. Massachusetts	11	74	111	14	199
7. Richmond	13	67	117	16	200
8. Northeastern	11	106	90	12	208
9. Maine	11	88	116	10	214
10. New Hampshire	13	102	110	16	228
11. Rhode Island	11	113	113	9	235
12. Villanova	15	82	172	14	268

SACKS BY

	G	Sacks	Yards
1. William and Mary	14	49	303
2. Villanova	15	40	241
3. New Hampshire	13	32	231
4. James Madison	11	27	175
5. Maine	11	26	139
6. Rhode Island	11	21	115
7. Richmond	13	21	141
8. Northeastern	11	20	153
9. Hofstra	11	20	140
10. Towson	11	19	130
11. Delaware	11	17	101
12. Massachusetts	11	13	98

PENALTIES

	G	No	Yds	Avg/G
1. Villanova	15	59	520	34.7
2. Delaware	11	43	415	37.7
3. Richmond	13	56	510	39.2
4. Massachusetts	11	70	511	46.5
5. Towson	11	62	537	48.8
6. William and Mary	14	78	704	50.3
7. New Hampshire	13	80	659	50.7
8. James Madison	11	65	572	52.0
9. Hofstra	11	62	576	52.4
10. Maine	11	69	578	52.5
11. Northeastern	11	60	598	54.4
12. Rhode Island	11	71	699	63.5

OPPONENT PENALTIES

	G	No	Yds	Avg/G
1. Hofstra	11	65	642	58.4
2. Towson	11	68	563	51.2
3. Maine	11	56	552	50.2
4. Rhode Island	11	70	537	48.8
5. Delaware	11	66	514	46.7
6. Massachusetts	11	53	507	46.1
7. New Hampshire	13	67	578	44.5
8. William and Mary	14	67	595	42.5
9. Richmond	13	60	523	40.2
10. Northeastern	11	55	423	38.5
11. Villanova	15	63	566	37.7
12. James Madison	11	42	356	32.4

4TH-DN CONVERSIONS

	G	Conv	Att	Pct
1. William and Mary	14	14	26	63.6
2. Villanova	15	16	22	61.5
3. Massachusetts	11	8	14	57.1
4. Rhode Island	11	13	23	56.5
5. Delaware	11	11	21	52.4
6. Richmond	13	12	23	52.2
7. Maine	11	12	23	52.2
8. James Madison	11	10	21	47.6
9. New Hampshire	13	10	22	45.5
10. Northeastern	11	6	18	33.3
11. Towson	11	10	30	33.3
12. Hofstra	11	8	25	32.0

NCAA FCS ranking in parentheses



2010 CAA Football

2009 CAA Football Team Statistics

OPP 4TH-DN CONVERSIONS

	G	Conv	Att	Pct
1. James Madison	11	7	26	26.9
2. Rhode Island	11	6	16	37.5
3. Massachusetts	11	5	13	38.5
4. New Hampshire	13	11	28	39.3
5. William and Mary	14	10	24	41.7
6. Delaware	11	12	28	42.9
7. Richmond	13	12	26	46.2
8. Villanova	15	15	29	51.7
9. Hofstra	11	11	21	52.4
10. Maine	11	12	22	54.5
11. Northeastern	11	12	20	60.0
12. Towson	11	14	23	60.9

RED ZONE OFFENSE

	G	RedZone	Percent	TDs	R/P	FG-AT	F/I/D/O
1. Massachusetts	11	37-41	90.2	25	18/7	12-14	0/2/0/0
2. William and Mary	14	43-50	86.0	29	20/9	14-17	0/1/1/2
3. New Hampshire	13	41-48	85.4	29	20/9	12-12	2/2/3/0
4. Maine	11	29-36	80.6	21	7/14	8-10	1/1/3/0
5. Delaware	11	33-41	80.5	22	14/8	11-12	0/1/4/2
6. Northeastern	11	16-20	80.0	10	6/4	6-6	1/0/3/0
7. Villanova	15	50-63	79.4	40	26/14	10-14	2/2/2/3
8. Richmond	13	47-62	75.8	38	26/12	9-15	2/3/3/1
9. Hofstra	11	28-39	71.8	21	12/9	7-10	1/2/4/1
10. James Madison	11	17-24	70.8	11	8/3	6-7	1/2/2/1
11. Towson	11	18-26	69.2	16	11/5	2-5	0/3/1/1
12. Rhode Island	11	19-28	67.9	14	6/8	5-6	0/1/6/1

RED ZONE DEFENSE

	G	RedZone	Percent	TDs	R/P	FG-AT	F/I/D/O
1. William and Mary	14	12-21	57.1	12	8/4	0-3	1/1/3/1
2. Richmond	13	21-30	70.0	15	9/6	6-10	2/2/1/0
3. New Hampshire	13	28-40	70.0	21	10/11	7-11	0/3/2/3
4. Maine	11	30-42	71.4	19	15/4	11-14	0/4/5/0
5. Villanova	15	26-36	72.2	18	8/10	8-12	0/2/4/0
6. Massachusetts	11	29-36	80.6	19	9/10	10-11	1/2/3/0
7. Delaware	11	31-37	83.8	24	18/6	7-10	1/1/1/0
8. Hofstra	11	32-38	84.2	24	14/10	8-8	3/0/2/1
9. Rhode Island	11	44-52	84.6	36	26/10	8-10	1/3/2/0
10. Northeastern	11	38-44	86.4	30	20/10	8-10	0/1/3/0
11. James Madison	11	28-32	87.5	21	13/8	7-7	1/1/2/0
12. Towson	11	35-40	87.5	28	18/10	7-7	2/0/3/0

3RD-DN CONVERSIONS

	G	Conv	Att	Pct
1. Villanova	15	89	197	45.2
2. Hofstra	11	71	162	43.8
3. Massachusetts	11	67	159	42.1
4. Maine	11	70	167	41.9
5. Delaware	11	64	153	41.8
6. William and Mary	14	91	220	41.4
7. Richmond	13	70	171	40.9
8. James Madison	11	55	152	36.2
9. New Hampshire	13	68	193	35.2
10. Northeastern	11	49	163	30.1
11. Towson	11	45	154	29.2
12. Rhode Island	11	38	157	24.2

OPP 3RD-DN CONVERSIONS

	G	Conv	Att	Pct
1. William and Mary	14	56	199	28.1
2. Richmond	13	63	189	33.3
3. James Madison	11	55	154	35.7
4. Northeastern	11	51	142	35.9
5. Delaware	11	56	154	36.4
6. Massachusetts	11	56	152	36.8
7. Maine	11	58	151	38.4
8. New Hampshire	13	87	219	39.7
9. Hofstra	11	62	153	40.5
10. Villanova	15	91	222	41.0
11. Towson	11	64	151	42.4
12. Rhode Island	11	69	143	48.3

SACKS AGAINST

	G	Sacks	Yards
1. Massachusetts	11	17	130
2. James Madison	11	18	78
3. Richmond	13	18	123
4. Maine	11	20	106
5. William and Mary	14	21	127
6. Towson	11	24	156
7. Northeastern	11	25	181
8. Hofstra	11	26	135
9. Rhode Island	11	26	185
10. Delaware	11	27	169
11. New Hampshire	13	31	184
12. Villanova	15	36	203

FIELD GOALS

	G	Made	Att	Pct
1. Northeastern	11	6	6	1.000
2. Delaware	11	13	14	.929
3. Rhode Island	11	7	9	.778
4. Massachusetts	11	20	26	.769
5. New Hampshire	13	18	24	.750
6. Villanova	15	12	16	.750
7. Maine	11	9	12	.750
8. James Madison	11	10	14	.714
9. William and Mary	14	23	35	.657
10. Richmond	13	13	22	.591
11. Hofstra	11	9	18	.500
12. Towson	11	2	5	.400

PAT KICKING

	G	Made	Att	Pct
1. Massachusetts	11	33	33	1.000
2. Northeastern	11	22	22	1.000
3. Villanova	15	59	60	.983
4. William and Mary	14	39	40	.975
5. Hofstra	11	27	28	.964
6. Richmond	13	44	46	.957
7. New Hampshire	13	46	49	.939
8. Maine	11	28	30	.933
9. James Madison	11	26	28	.929
10. Rhode Island	11	25	27	.926
11. Delaware	11	29	32	.906
12. Towson	11	16	20	.800

TIME OF POSSESSION

	G	Total Time	Avg/G
1. Richmond	13	431:57	33:13
2. William and Mary	14	465:00	33:12
3. Hofstra	11	355:04	32:16
4. Villanova	15	469:10	31:16
5. Northeastern	11	340:46	30:58
6. Maine	11	333:32	30:19
7. James Madison	11	333:23	30:18
8. Massachusetts	11	328:27	29:51
9. Rhode Island	11	321:07	29:11
10. Towson	11	319:16	29:01
11. Delaware	11	314:38	28:36
12. New Hampshire	13	345:03	26:32

KICKOFF COVERAGE

	G	No.	Yds	Avg	Retn	TB	NetAvg
1. Villanova	15	88	5341	60.7	1211	13	44.0
2. New Hampshire	13	80	5014	62.7	1432	9	42.5
3. Massachusetts	11	61	3625	59.4	1074	3	40.8
4. Richmond	13	77	4465	58.0	1302	3	40.3
5. William and Mary	14	75	4343	57.9	1289	5	39.4
6. Maine	11	47	2703	57.5	798	4	38.8
7. James Madison	11	52	2947	56.7	875	5	37.9
8. Hofstra	11	49	2691	54.9	837	1	37.4
9. Rhode Island	11	48	2656	55.3	835	4	36.3
10. Delaware	11	54	3115	57.7	1149	1	36.0
11. Northeastern	11	39	2030	52.1	717	1	33.2
12. Towson	11	35	1995	57.0	880	1	31.3

NCAA FCS ranking in parentheses

2010 CAA Football



All-Time CAA Football Rushing Records

Yards Gained - Career

Yards	Name	School	Years
6,250	Marcel Shipp	Massachusetts	1997-2000
6,193	Jerry Azumah	New Hampshire	1995-1998
5,332	Steve Baylark	Massachusetts	2003-2006
4,624	Rene Ingoglia	Massachusetts	1992-1995
4,587	Daryl Brown	Delaware	1991-1994
4,499	Brian Westbrook	Villanova	1997-2001
4,436	Paul Lewis	Boston University	1981-1984
4,364	Omar Cuff	Delaware	2004-2007
4,025	Carl Smith	Maine	1988-1991
3,940	Marcus Williams	Maine	2001-2004

Average Yards Gained - Season (Minimum 1,000 Yards)

Avg.	Name (School)	Cl.	Gms.	Yards	Year
199.6	Jerry Azumah (UNH)	Sr.	11	2,195	1998
181.6	Marcel Shipp (UMass)	So.	14	2,542	1998
159.6	L.J. McKanas (NU)	Sr.	11	1,756	2001
157.1	Carl Smith (UM)	So.	12	1,885	1989
148.6	Pat Abbruzzi (URI)	So.	8	1,189	1952
148.3	Garry Pearson (UMass)	Sr.	11	1,631	1982
147.5	Lorenzo Bouier (UM)	Sr.	11	1,622	1982
145.7	Brian Westbrook (VU)	Sr.	11	1,603	2001
144.1	Jerry Azumah (UNH)	Jr.	11	1,585	1997
142.9	Curtis Keaton (JMU)	Sr.	12	1,715	1999

Senior Record: 199.6 _____ Jerry Azumah (UNH), 1998
 Junior Record: 144.1 _____ Jerry Azumah (UNH), 1997
 Sophomore Record: 181.6 _____ Marcel Shipp (UMass), 1998
 Freshman Record: 138.1 _____ Jerry Azumah (UNH), 1995

Yards Gained - Game

Yards	Name (School)	Opponent	Date
337	Frank Alessio (UMass)	Boston University	11/11/95
329	Jerry Azumah (UNH)	Hofstra	11/7/98
313	Rene Ingoglia (UMass)	Rhode Island	10/1/94
306	Pat Abbruzzi (URI)	New Hampshire	10/4/52
302	Lorenzo Bouier (UM)	Northeastern	11/1/80
300	Jerry Azumah (UNH)	Boston University	11/15/97
295	Tim Hightower (UR)	Bucknell	9/22/07
288	Omar Cuff (UD)	Delaware State	11/23/07
288	Garry Pearson (UMass)	American Int'l	11/20/82
287	Brian Westbrook (VU)	Hofstra	11/10/01

Senior Record: 329 _____ Jerry Azumah (UNH) vs. Hofstra (11/7/98)
 Junior Record: 337 _____ Frank Alessio (UMass) vs. Boston Univ. (11/11/95)
 Sophomore Record: 306 _____ Pat Abbruzzi (URI) vs. UNH (10/4/52)
 Freshman Record: 264 _____ Jerry Azumah (UNH) vs. Villanova (11/11/95)

Total Carries - Career

Att.	Name	School	Years
1,215	Marcel Shipp	Massachusetts	1997-2000
1,104	Steve Baylark	Massachusetts	2003-2006
1,045	Jerry Azumah	New Hampshire	1995-1998
972	Paul Lewis	Boston University	1981-1984
925	Omar Cuff	Delaware	2004-2007
905	Rene Ingoglia	Massachusetts	1992-1995
879	Lorenzo Bouier	Maine	1979-1982
819	Maurice Murray	Northeastern	2004-2007
814	Bill Burnham	New Hampshire	1974-1977
808	Garry Pearson	Massachusetts	1979-1982

Rushing Touchdowns - Career

TD	Name	School	Years
65	Omar Cuff	Delaware	2004-2007
60	Jerry Azumah	New Hampshire	1995-1998
58	Marcel Shipp	Massachusetts	1997-2000
55	Paul Lewis	Boston University	1981-1984
54	Rene Ingoglia	Massachusetts	1992-1995
54	Brian Westbrook	Villanova	1997-2001
49	Bill Burnham	New Hampshire	1974-1977
47	Daryl Brown	Delaware	1991-1994
43	Norm Ford	New Hampshire	1986-1989
43	Maurice Murray	Northeastern	2004-2007

INDIVIDUAL RECORDS

Most Rushing Attempts - Game

55 _____ Maurice Murray (NU) vs. New Hampshire, 11/3/07

Most Rushing Attempts - Season

428 _____ Marcel Shipp (UMass), 1998 (14 games)

Average Rushes Per Game - Season

31.7 (349) _____ Lorenzo Bouier (UM), 1980

Most Rushing Touchdowns - Game

6 _____ Omar Cuff (UD) vs. William and Mary, 8/30/07

Most Rushing Touchdowns - Season

35 _____ Omar Cuff (UD), 2007 (15 games)

Average Rushing Touchdowns Per Game - Season

2.3 (35) _____ Omar Cuff (UD), 2007

Longest Rush - Game

99 _____ Pat Abbruzzi (URI) vs. New Hampshire, 10/4/52
 99 _____ Gerry White (UC) vs. Rhode Island, 11/12/60

TEAM RECORDS

Most Rushing Attempts - Game

84 _____ Maine vs. Bowdoin, 11/6/54

Most Rushing Attempts - Season

778 _____ Richmond, 2000 (13 games)

Most Rushing Yards - Game

593 _____ Northeastern vs. Stonehill, 8/30/03

Most Rushing Yards - Season

4,009 _____ Rhode Island, 2003 (12 games)

Most Rushing Yards Per Game - Season

334.1 _____ Rhode Island, 2003 (12 games)

Most Rushing Touchdowns - Game

9 _____ Northeastern vs. Stonehill, 8/30/03

Most Rushing Touchdowns - Season

49 _____ Delaware, 1992 (14 games)

Most First Downs Rushing - Game

27 _____ Connecticut vs. Rhode Island, 11/15/58

Most First Downs Rushing - Season

210 _____ Delaware, 1993 (13 games)

Annual Rushing Leaders

Year	Name (Team)	Average	Yards
1978	Mal Najarian (BU)	143.0	1,001
1979	Mal Najarian (BU)	114.0	1,137
1980	Lorenzo Bouier (UM)	147.5	1,622
1981	Gregg Drew (BU)	125.0	1,250
1982	Garry Pearson (UMass)	148.3	1,631
1983	Paul Lewis (BU)	133.6	1,603
1984	Andre Garron (UNH)	143.4	1,004
1985	Andre Garron (UNH)	111.0	888
1986	Randy Pettus (BU)	87.4	874
1987	Erwin Matthews (UR)	110.6	1,327
1988	George Boothe (UC)	91.1	1,002
1989	Carl Smith (UM)	152.7	1,680
1990	Barry Bourassa (UNH)	106.3	957
1991	Jerome Bledsoe (UMass)	140.3	1,545
1992	Uly Scott (UR)	119.8	1,318
1993	Rene Ingoglia (UMass)	116.8	1,285
1994	Rene Ingoglia (UMass)	136.8	1,505
1995	Frank Alessio (UMass)	116.0	1,276
1996	Jerry Azumah (UNH)	118.9	1,308
1997	Jerry Azumah (UNH)	143.3	1,576
1998	Jerry Azumah (UNH)	199.6	2,195
1999	Curtis Keaton (JMU)	142.9	1,715
2000	Brian Westbrook (VU)	110.9	1,220
2001	L. J. McKanas (NU)	159.6	1,756
2002	Marcus Williams (UM)	100.4	1,406
2003	Germaine Bennett (UD)	101.6	1,625
2004	Steve Baylark (UMass)	103.5	1,138
2005	Joe Casey (URI)	113.2	1,245
2006	Steve Baylark (UMass)	130.7	1,960
2007	Tim Hightower (UR)	137.4	1,924
2008	Rodney Landers (JMU)	126.4	1,770
2009	Jonathan Grimes (WM)	92.4	1,294

**William and Mary's
Jonathan Grimes**

Active Players in italics

2010 CAA Football

All-Time CAA Football Passing Records



**New Hampshire's
Ricky Santos**

Yards Gained - Game			
Yards	Name (School)	Opponent	Date
566	Tom Ehrhardt (URI)	Connecticut	11/16/85
560	Bobby Seck (HOF)	Rhode Island	9/25/04
556	Matt Nagy (UD)	Connecticut	11/7/98
538	Ricky Santos (UNH)	Villanova	10/2/04
522	Mickey Fein (UM)	Connecticut	10/11/97
520	Tom Ehrhardt (URI)	Lehigh	10/12/85
496	Bobby Seck (HOF)	Liberty	11/22/03
494	Tom Ehrhardt (URI)	Furman	12/7/85
486	Bob Jean (UNH)	Villanova	11/5/88
484	Cory Christopher (HOF)	Massachusetts	11/21/09

Senior Record: 566 _____ Tom Ehrhardt (URI) vs. Connecticut (11/16/85)
 Junior Record: 560 _____ Bobby Seck (HOF) vs. Rhode Island (9/25/04)
 Sophomore Record: 556 _____ Matt Nagy (UD) vs. Connecticut (11/7/98)
 Freshman Record: 538 _____ Ricky Santos (UNH) vs. Villanova (10/2/04)

Average Yards Gained - Season					
<i>(minimum 3,000 yards)</i>					
Avg.	Name (School)	Cl.	Gms.	Yards	Year
346.8	Tom Ehrhardt (URI)	Sr.	13	4,508	1985
303.3	Sean Schaefer (TU)	So.	10	3,033	2006
302.0	Anton Clarkson (HOF)	Jr.	10	3,020	2005
299.7	Robert Dougherty (BU)	Sr.	12	3,596	1994
297.7	Tom Ehrhardt (URI)	Jr.	13	3,870	1984
297.3	Rocky Butler (HOF)	Sr.	12	3,568	2001
292.1	Ricky Santos (UNH)	So.	13	3,797	2005
290.2	Kevin Foley (BU)	Sr.	11	3,192	1995
286.0	Brett Gordon (VU)	Sr.	15	4,290	2002
285.2	Chris Boden (VU)	So.	13	3,707	1997

Senior Record: 346.8 _____ Tom Ehrhardt (URI), 1985
 Junior Record: 302.0 _____ Anton Clarkson (HOF), 2005
 Sophomore Record: 303.3 _____ Sean Schaefer (TU), 2006
 Freshman Record: 255.2 _____ Ricky Santos (UNH), 2004

Pass Completions - Career			
Comp.	Name	School	Years
1,102	Ricky Santos	New Hampshire	2004-2007
1,044	Sean Schaefer	Towson	2005-2008
868	Chris Boden	Villanova	1996-1999
833	Brett Gordon	Villanova	1999-2002
830	Liam Coen	Massachusetts	2005-2008
803	Matt DeGennaro	Connecticut	1987-1990
784	Eric Ward	Richmond	2006-2009
755	Ron Whitcomb	Maine	2003-2006
691	Chris Hixson	Rhode Island	1993-1996
676	Dave Corley, Jr.	William and Mary	1999-2002

Passing Touchdowns - Career			
TD	Name	School	Years
123	Ricky Santos	New Hampshire	2004-2007
99	Chris Boden	Villanova	1996-1999
90	Liam Coen	Massachusetts	2005-2008
83	Brett Gordon	Villanova	1999-2002
78	Tom Ehrhardt	Rhode Island	1984-1985
76	Sean Schaefer	Towson	2005-2008
73	Dave Corley, Jr.	William and Mary	1999-2002
73	Matt DeGennaro	Connecticut	1987-1990
73	Shane Stafford	Connecticut	1995-1998
69	Mike Buck	Maine	1986-1989

Yards Gained - Career			
Yards	Name	School	Years
13,212	Ricky Santos	New Hampshire	2004-2007
11,644	Sean Schaefer	Towson	2005-2008
11,031	Liam Coen	Massachusetts	2005-2008
10,166	Chris Boden	Villanova	1996-1999
9,805	Dave Corley, Jr.	William and Mary	1999-2002
9,639	Brett Gordon	Villanova	1999-2002
9,288	Matt DeGennaro	Connecticut	1987-1990
8,969	Eric Ward	Richmond	2006-2009
8,845	Mike Buck	Maine	1986-1989
8,839	Shane Stafford	Connecticut	1995-1998

INDIVIDUAL RECORDS

Most Pass Attempts - Game
 78 _____ Tom Ehrhardt (URI) vs. Furman, 12/7/85

Most Pass Completions - Game
 43 _____ Chris Boden (VU) vs. Connecticut, 10/16/99
 43 _____ Sean Schaefer (TU) vs. Hofstra, 9/23/06

Most Pass Completions - Season
 386 _____ Brett Gordon (VU), 2002

Most Completions Per Game - Season
 30.4 _____ Tom Ehrhardt (URI), 1985

Most Pass Attempts - Season
 645 _____ Tom Ehrhardt (URI), 1985

Most Pass Attempts - Career
 1,636 _____ Ricky Santos (UNH), 2004-07

Most Touchdown Passes - Game
 8 _____ Bobby Seck (HOF) vs. Rhode Island, 9/25/04
 8 _____ Tom Ehrhardt (URI) vs. Connecticut, 11/16/85

Most Touchdown Passes - Season
 42 _____ Chris Boden (VU), 1997
 42 _____ Tom Ehrhardt (URI), 1985

Most Interceptions Thrown - Game
 6 _____ Six times
 _____ Last by Jake Phillips (WM) vs. Richmond, 11/22/08

Most Interceptions Thrown - Season
 27 _____ Tom Ehrhardt (URI), 1985



**Richmond's
Eric Ward**

Active Players in italics

2010 CAA Football



All-Time CAA Football Passing Records



Massachusetts'
Liam Coen

Most Interceptions Thrown - Career

59 _____ Sean Schaefer (TU), 2005-08

Longest Pass

98 _____ R.J. Archer-to-Cameron Dohse (WM)
vs. Villanova, 12/11/09

98 _____ Steve Monaco-to-Emerson Foster (URI)
vs. Holy Cross, 9/3/88

TEAM RECORDS

Most Passing Attempts - Game

90 _____ Rhode Island vs. Furman, 12/7/85

Most Passing Attempts - Season

761 _____ Rhode Island, 1985 (13 Games)

Most Pass Completions - Game

45 _____ Rhode Island vs. Furman, 12/7/85

Most Pass Completions - Season

419 _____ Rhode Island, 1985 (13 Games)

Highest Completion Percentage - Season

73.2 _____ New Hampshire, 2007 (12 Games)

Most Passing Yards - Game

580 _____ Rhode Island vs. Connecticut, 11/16/85

Most Passing Yards - Season

5,321 _____ Rhode Island, 1985 (13 Games)

Most Touchdown Passes - Game

8 _____ Twice, Last by Hofstra vs. Rhode Island, 9/25/04

Most Touchdown Passes - Season

47 _____ Rhode Island, 1985 (13 Games)

Most First Downs Passing - Game

29 _____ Rhode Island vs. Connecticut, 11/16/85

Most First Downs Passing - Season

256 _____ Rhode Island, 1985 (13 Games)

Annual Passing Leaders


Completions

Year	Name (Team)	Completions
1978	Steve Tosches (URI)	114
1979	Mike McEvilly (UM)	107
1980	Ken Sweitzer (UC)	127
1981	Ken Sweitzer (UC)	145
1982	Rich LaBonte (UM)	112
1983	Dave Weinke (URI)	150
1984	Tom Ehrhardt (URI)	308
1985	Tom Ehrhardt (URI)	283
1986	Peter Lane (UC)	187
1987	Mike Buck (UM)	232

Passing Efficiency

(since ratings system - 1988)

Year	Name (Team)	Rating
1988	Matt DeGennaro (UC)	126.4
1989	Mike Buck (UM)	159.6
1990	Matt Griffin (UNH)	125.8
1991	Tom Colombo (VU)	133.0
1992	Greg Lilly (UR)	157.0
1993	Shawn Knight (WM)	204.6
1994	Shawn Knight (WM)	151.3
1995	Leo Hamlett (UD)	165.4
1996	Mike Cook (WM)	142.5
1997	Chris Boden (VU)	174.0
1998	Matt Nagy (UD)	157.0
1999	Dave Corley, Jr. (WM)	141.3
2000	Brett Gordon (VU)	153.5
2001	Rocky Butler (HOF)	166.2
2002	Dave Corley, Jr. (WM)	144.6
	Brett Gordon (VU)	144.6
2003	Lang Campbell (WM)	152.1
2004	Lang Campbell (WM)	158.7
2005	Ricky Santos (UNH)	170.3
2006	Justin Rascati (JMU)	164.0
2007	Ricky Santos (UNH)	163.1
2008	Rodney Landers (JMU)	170.7
2009	<i>Chris Whitney (VU)</i>	<i>151.6</i>



Towson's
Sean Schaefer

Active Players in italics



2010 CAA Football

All-Time CAA Football Receiving Records

Yards Gained - Career

Yards	Name	School	Years
4,655	David Ball	New Hampshire	2003-2006
4,168	Rich Musinski	William and Mary	2000-2003
3,944	Brian Forster	Rhode Island	1983-1987
3,872	Brian Finneran	Villanova	1994-1997
3,737	Eddie Conti	Delaware	1994-1998
3,579	Bill Brooks	Boston University	1982-1985
3,535	Mark Didio	Connecticut	1988-1991
3,419	Dave Klemic	Northeastern	1997-2000
3,350	Cory Parks	Northeastern	2002-2005
3,346	Courtney Batts	Delaware	1994-1997

Average Yards Gained - Season (Minimum 1,000 Yards)

Avg.	Name (School)	Cl.	Gms.	Yards	Year
155.6	Eddie Conti (UD)	Sr.	11	1,712	1998
139.9	Brian Forster (URI)	Jr.	13	1,819	1985
125.3	David Ball (UNH)	So.	12	1,504	2004
123.1	Mark Didio (UC)	Sr.	11	1,354	1991
119.3	David Ball (UNH)	Jr.	13	1,551	2005
116.1	Rich Musinski (WM)	Jr.	12	1,393	2001
113.2	Dominique Thompson (WM)	Sr.	14	1,585	2004
112.8	Kahmal Roy (HOF)	Sr.	12	1,354	2001
110.0	Bill Brooks (BU)	Sr.	11	1,210	1985
109.7	David McLeod (JMU)	Sr.	11	1,207	1993

Senior Record: 155.6 _____ Eddie Conti (UD), 1998
 Junior Record: 139.9 _____ Brian Forster (URI), 1985
 Sophomore Record: 125.3 _____ David Ball (UNH), 2004
 Freshman Record: 85.3 _____ Charles Sullivan (HOF), 2004

Yards Gained - Game

Yards	Name (School)	Opponent	Date
354	Eddie Conti (UD)	Connecticut	11/7/98
327	Brian Forster (URI)	Brown	9/28/85
299	Brian Forster (URI)	Lehigh	10/12/85
284	David Ball (UNH)	Villanova	10/2/04
275	Shawn Leonard (URI)	New Hampshire	11/7/09
267	Marques Colston (HOF)	Liberty	11/22/03
262	Victor Cruz (UMass)	James Madison	9/13/08
252	Brian Forster (URI)	Richmond	12/1/84
248	Carnell Henderson (BU)	Rhode Island	10/8/94
246	Cory Parks (NU)	Albany	9/6/03
240	David Conklin (WM)	VMI	9/13/97

Senior Record: 354 _____ Eddie Conti (UD) vs. Connecticut (11/7/98)
 Junior Record: 327 _____ Brian Forster (URI) vs. Brown (9/28/85)
 Sophomore Record: 284 _____ David Ball (UNH) vs. Villanova (10/2/04)
 Freshman Record: 213 _____ Charles Sullivan (HOF) vs. URI (9/25/04)

Pass Receptions - Career

Rec.	Name	School	Years
304	David Ball	New Hampshire	2003-2006
284	Brian Forster	Rhode Island	1983-1987
265	Brian Finneran	Villanova	1994-1997
239	Mark Didio	Connecticut	1988-1991
238	Charles Sullivan	Hofstra	2004-2007
236	Murle Sango	Villanova	1998-2001
228	Bill Brooks	Boston University	1982-1985
225	Marcus Lee	Towson	2005-2008
225	Darren Altieri	Boston University	1987-1990
224	Rich Musinski	William and Mary	2000-2003

Villanova's Brian Finneran

Average Pass Receptions - Season

Avg.	Name (School)	Cl.	Gms.	Rec.	Year
9.85	Brian Forster (URI)	Jr.	13	128	1985
8.91	Murle Sango (VU)	So.	11	98	1999
8.27	Eddie Conti (UD)	Sr.	11	91	1998
8.09	Brian Westbrook (VU)	So.	11	89	1998
8.00	Mark Didio (UC)	Sr.	11	88	1991
8.00	Rameek Wright (UM)	Sr.	11	88	1997
7.82	Charles Sullivan (HOF)	Sr.	11	86	2007
7.69	Brian Forster (URI)	So.	13	100	1984
7.55	J.J. Outlaw (VU)	Sr.	11	83	2005
7.45	Earnest Payton (JMU)	So.	11	82	1998

Senior Record: 8.27 _____ Eddie Conti (UD), 1998
 Junior Record: 9.85 _____ Brian Forster (URI), 1985
 Sophomore Record: 8.91 _____ Murle Sango (VU), 1999
 Freshman Record: 6.18 _____ Charles Sullivan (HOF), 2004

Pass Receptions - Game

Rec.	Name (School)	Opponent	Date
18	Landis Williams (UM)	Rhode Island	11/14/09
18	Brian Forster (URI)	Brown	9/28/85
18	Brian Forster (URI)	Richmond	12/1/84
17	Arel Gordon (UM)	New Hampshire	11/18/06
17	Rameek Wright (UM)	Buffalo	11/16/96
17	Brian Forster (URI)	Lehigh	10/12/85
16	David Boler (UD)	Navy	10/30/04
16	Justin Long (UD)	Maine	10/2/04
16	Brian Finneran (VU)	Youngstown St.	12/16/97
16	Brian Finneran (VU)	Connecticut	10/5/96

Senior Record: 18 _____ Landis Williams (UM) vs. Rhode Island (11/14/09)
 Junior Record: 18 _____ Brian Forster (URI) vs. Brown (19/28/85)
 Sophomore Record: 18 _____ Brian Forster (URI) vs. Richmond (12/1/84)
 Freshman Record: 14 _____ John Perry (UNH) vs. Richmond (10/21/89)

Receiving Touchdowns - Career

TD	Name	School	Years
58	David Ball	New Hampshire	2003-2006
41	Dave Klemic	Northeastern	1997-2000
38	Dameon Reilly	Rhode Island	1983-1985
34	Cory Parks	Northeastern	2002-2005
34	Brian Finneran	Villanova	1994-1997
32	Bill Brooks	Boston University	1982-1985
32	Brian Forster	Rhode Island	1983-1987
32	Adrian Zullo	Massachusetts	1998-2002
31	Rich Musinski	William and Mary	2000-2003
31	Eddie Conti	Delaware	1994-1998

Consecutive Games W/Reception

45 _____ Marcus Lee (TU), 2005-2008

Receiving Touchdown - Season

TD	Name (School)	Cl.	Gms.	Year
24	David Ball (UNH)	Jr.	13	2005

Receiving Touchdowns - Game

Rec.	Name (School)	Opponent	Date
5	Andrae Brown (TU)	Northeastern	9/24/05

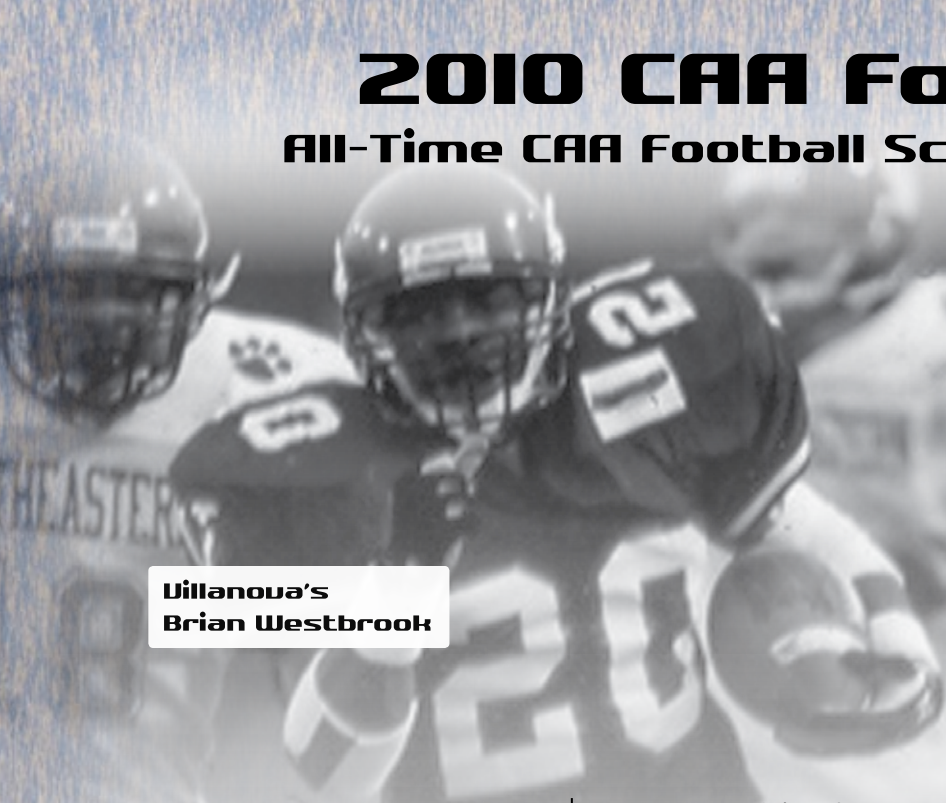
Annual Receptions Leaders

Year	Name (Team)	Rec.	Yards
1978	Dave Loehle (UNH)	37	514
1979	Kevin O'Connor (UM)	33	518
1980	Reggie Eccleston (UC)	50	1,081
1981	Keith Hugger (UC)	57	1,145
1982	Tom Mut (URI)	45	803
1983	Bill Brooks (BU)	56	891
1984	Brian Forster (URI)	100	1,357
1985	Brian Forster (URI)	115	1,617
1986	Dennis Gadbois (BU)	70	1,095
1987	Curtis Olds (UNH)	61	807
1988	Glenn Antrum (UC)	77	1,130
1989	Darren Altieri (BU)	75	868
1990	Mark Didio (UC)	78	1,153
1991	Mark Didio (UC)	88	1,354
1992	Darren Rizzi (URI)	74	1,103
1993	David Gamble (UNH)	67	1,138
1994	Cy Butler (URI)	73	808
1995	Ed Mantie (BU)	81	943
1996	Brian Finneran (VU)	81	1,207
1997	Rameek Wright (UM)	88	1,169
1998	Eddie Conti (UD)	91	1,712
1999	Murle Sango (VU)	98	1,064
2000	Dwayne Wilmot (UM)	67	995
2001	Stefan Gomes (UM)	81	1,069
2002	Brian White (VU)	72	805
2003	Rich Musinski (WM)	63	888
2004	David Ball (UNH)	86	1,504
2005	David Ball (UNH)	87	1,551
2006	David Ball (UNH)	93	1,114
2007	Charles Sullivan (HOF)	86	991
2008	Victor Cruz (UMass)	71	1,064
2009	Landis Williams (UM)	71	798

Active Players in italics

2010 CAA Football

All-Time CAA Football Scoring Records



**Villanova's
Brian Westbrook**

TEAM RECORDS

Most Points - Two Teams

125	Connecticut 125, Newport NTS 0	1949
118	Richmond 62, Delaware 56 (SOT)	11/10/07
115	Maine 59, Delaware 56 (60T)	10/31/87
113	Delaware 58, West Chester 55	9/24/94
113	Rhode Island 58, Maine 55 (60T)	9/18/82
111	Delaware 59, Navy 52	10/27/07
106	Massachusetts 64, New Hampshire 42	11/19/88
106	New Hampshire 59, Maine 47	11/19/05
105	Hofstra 62, Rhode Island 43	9/25/04
105	Villanova 65, Buffalo 40	11/14/98

Fewest Points - Two Teams

0	Maine 0, New Hampshire 0	10/13/51
0	Connecticut 0, New Hampshire 0	11/3/56
0	Connecticut 0, Rhode Island 0	11/16/57
0	Maine 0, Rhode Island 0	9/26/59
0	Massachusetts 0, Northeastern 0	10/24/59
0	Massachusetts 0, Harvard 0	9/28/63
0	Connecticut 0, New Hampshire 0	10/31/64
0	Connecticut 0, Rhode Island 0	11/12/66
0	Rhode Island 0, Vermont 0	10/14/67
2	Maine 2, Connecticut 0	10/21/61

Fewest Points - Two Teams

(since overtime was implemented - 1982)

3	Rhode Island 3, Maine 0	10/28/06
3	Massachusetts 3, Northeastern 0	9/29/84
3	Massachusetts 3, Villanova 0	11/10/90
6	Richmond 3, Fordham 3	10/21/95
7	Massachusetts 7, Northeastern 0	10/28/06
7	Northeastern 7, Richmond 0	10/20/01
10	Rhode Island 7, Massachusetts 3	10/5/85
10	Richmond 7, New Hampshire 3	11/4/95
10	Massachusetts 7, Holy Cross 3	9/19/92
10	Maine 10, Kutztown 0	9/12/92

Most Points - One Team

125	Connecticut 125, Newport NTS 0	1949
84	Delaware 84, West Chester 0	9/23/00
78	Northeastern 78, Stonehill 6	8/30/03
77	Maine 77, Morgan State 24	11/8/03
77	Massachusetts 77, Northeastern 0	10/9/99
76	James Madison 76, Morgan State 7	9/2/95
72	James Madison 72, Lock Haven 0	9/2/00
71	Connecticut 71, Massachusetts 6	10/13/56
71	Northeastern 71, Cheyney 0	9/4/04
70	New Hampshire 70, Central Connecticut 20	8/30/03
70	Towson 70, Lock Haven 0	9/10/05

Largest Margin of Victory

125	Connecticut 125, Newport NTS 0	1949
84	Delaware 84, West Chester 0	9/23/00
77	Massachusetts 77, Northeastern 0	10/9/99
72	Northeastern 78, Stonehill 6	8/30/03
72	James Madison 72, Lock Haven 0	9/2/00
71	Northeastern 71, Cheyney 0	9/4/04
71	Connecticut 71, Massachusetts 6	10/13/56
70	Towson 70, Lock Haven 0	9/10/05
69	James Madison 76, Morgan State 7	9/2/95
65	Connecticut 71, Massachusetts 6	10/13/56
64	Villanova 64, West Chester 0	8/28/97

Most Points - Season

555 _____ Delaware, 2003 (16 games)

Most Touchdowns - Game

12 _____ Massachusetts vs. Northeastern, 10/9/99

Most Touchdowns - Season

74 _____ New Hampshire, 2005 (13 Games)

INDIVIDUAL RECORDS

Touchdowns Scored - Career

TD	Name	School	Years
89	Brian Westbrook	Villanova	1997-2001
73	Omar Cuff	Delaware	2004-2007
70	Jerry Azumah	New Hampshire	1995-1998
63	Marcel Shipp	Massachusetts	1997-2000
58	David Ball	New Hampshire	2003-2006
55	Rene Ingoglia	Massachusetts	1992-1995
55	Paul Lewis	Boston University	1981-1984
51	Barry Bourassa	New Hampshire	1989-1992
50	Steve Baylark	Massachusetts	2003-2006
50	Daryl Brown	Delaware	1991-1994
49	Bill Burnham	New Hampshire	1973-1977
46	Stephan Lewis	New Hampshire	1999-2002



**Delaware's
Omar Cuff**

2010 CAA Football

All-Time CAA Football Scoring Records

Scoring - Career

Pts.	Name	School	Years
544	Brian Westbrook	Villanova	1997-2001
438	Omar Cuff	Delaware	2004-2007
424	Jerry Azumah	New Hampshire	1995-1998
378	Marcel Shipp	Massachusetts	1997-2000
360	Andrew Howard	Richmond	2006-2009
350	David Ball	New Hampshire	2003-2006
332	Rene Ingoglia	Massachusetts	1992-1995
332	Paul Lewis	Boston University	1981-1984
308	Daryl Brown	Delaware	1991-1994
306	Barry Bourassa	New Hampshire	1989-1992

Extra Points - Career

XP	Name	School	Years
195	Andrew Howard	Richmond	2006-2009
174	Connor McCormick	New Hampshire	2002-2005
167	Sean Leach	Delaware	1994-1997
166	Greg Kuehn	William and Mary	2002-2005
162	Miro Kesic	Northeastern	2002-2005
151	Tom Manning	New Hampshire	2006-2009
148	Casey Hannon	Villanova	1998-2001
145	Chris Onorato	Hofstra	2000-2004
142	Mark Kiefer	Villanova	1994-1997
136	Mike Morello	Boston University	1991-1994

Most Extra Points Made - Game (Individual)

11 _____ Mike Mellow (UM) vs. Morgan State, 11/8/03

Most Extra Points Made - Game (Team)

11 _____ Maine vs. Morgan State, 11/8/03

11 _____ Massachusetts vs. Northeastern, 10/9/99

Most Extra Points Made - Season

67 _____ New Hampshire, 2005 (13 Games)

Most Extra Point Attempts - Game

11 _____ Four times

Last by Maine vs. Morgan State, 11/8/03

Most Extra Point Attempts - Season

71 _____ New Hampshire, 2005 (13 Games)

71 _____ Massachusetts, 1998 (15 Games)

Richmond's Andrew Howard

Most Two-Point Conversions Made - Game

2 _____ Brian Finneran (VU) vs. Northeastern, 11/22/97

Most Two-Point Conversions Made - Game (Team)

4 _____ Massachusetts vs. Delaware, 10/10/87

Most Two-Point Conversions Made - Season

22 _____ Connecticut, 1958

Field Goals - Career

FG	Name	School	Years
59	Greg Kuehn	William and Mary	2002-2005
55	Andrew Howard	Richmond	2006-2009
50	Chris Onorato	Hofstra	2000-2004
49	Rob Zarrilli	Hofstra	2005-2007
48	Miro Kesic	Northeastern	2002-2005
48	Brian Shallcross	William and Mary	1994-1997
46	Brett Sterba	William and Mary	1997-2000
45	Brian Pate	William and Mary	2006-2009
44	Brandon Hanes	Northeastern	1994-1997
41	Jon Striefsky	Delaware	2005-2009
41	Rob Courter	Richmond	1987-1990

New Hampshire's Tom Bishop

Longest Field Goal

Long	Name (School)	Opponent	Date
57	Miro Kesic (NU)	Richmond	11/29/02
56	Jim McManus (UC)	New Hampshire	10/3/98
54	Tom Manning (UNH)	Hofstra	10/24/09
54	Roger Williams (HOF)	Northeastern	11/15/08
54	Steve Leo (UD)	Navy	10/24/92
53	Andrew Howard (UR)	Hofstra	11/8/08
53	Brett Sterba (WM)	Delaware	10/14/00
53	Frank Venezia (VU)	Connecticut	10/7/95
53	Steve Leo (UD)	Richmond	11/16/91
53	Domingos Carlos (UC)	Holy Cross	10/15/83

Most Field Goals Made - Game (Individual)

5 _____ Tom Bishop (UNH) vs. Southern Illinois, 11/29/08

5 _____ Mark Kiefer (VU) vs. Richmond, 11/18/95

Most Field Goals Made - Game (Team)

5 _____ New Hampshire vs. Southern Illinois, 11/29/08

5 _____ Villanova vs. Richmond, 11/18/95

Most Field Goals Made - Season (Individual)

23 _____ Brian Pate, William and Mary, 2009

Most Field Goals Made - Season (Team)

23 _____ William and Mary, 2009

Most Field Goal Attempts - Game (Individual)

7 _____ Brian Pate (WM) vs. Virginia, 9/5/09

Most Field Goal Attempts - Season (Team)

35 _____ William and Mary, 2009 (14 Games)

Most Points - Game

42 _____ Omar Cuff (UD) vs. William and Mary, 8/30/07

Most Points - Season

234 _____ Omar Cuff (UD), 2007

Most Touchdowns - Game

7 _____ Omar Cuff (UD) vs. William and Mary, 8/30/07

Most Touchdowns - Season

39 _____ Omar Cuff (UD), 2007

2010 CAA Football

All-Time CAA Football Defense/All-Purpose Records

**William and Mary's
Darren Sharper**

Annual Interception Leaders

Year	Name	Team	Int
1980	Darrell Wilson	Connecticut	8
1981	Dwayne Lopes	Maine	6
1982	Matt Latham	Connecticut	6
	John McGrath	Maine	6
	Grady Fuller	Maine	6
1983	Tony Hill	Rhode Island	9
1984	Tony Hill	Rhode Island	5
	Tim Teevens	New Hampshire	5
1985	Mike Cassidy	Rhode Island	11
1986	Eric Thompson	New Hampshire	10
1987	Tim Byrne	New Hampshire	5
	Ken Lucas	Delaware	5
	Mark Seals	Boston University	5
1988	Kevin Smith	Rhode Island	9
1989	Ryan Jones	New Hampshire	7
1990	Claude Pettaway	Maine	11
1991	Warren McIntire	Delaware	9
1992	Mark Chapman	Connecticut	8
1993	Chris Helon	Boston University	12
1994	Mark Hopkins	Northeastern	7
	Darren Sharper	William and Mary	7
1995	Darren Sharper	William and Mary	7
1996	Darren Sharper	William and Mary	10
1997	Tony Booth	James Madison	8
	Derek Carter	Maine	8
1998	Ron Iannotti	Rhode Island	7
1999	Dan Mulhern	Delaware	7
	Lance Small	Rhode Island	7
2000	T. J. Hill	Northeastern	8
2001	Art Smith	Northeastern	7
	Chuck Wesley	Rhode Island	7
2002	Billy Parker	William and Mary	5
	Ramon Richeson	Richmond	5
2003	Steve Costello	Massachusetts	6
2004	Shannon James	Massachusetts	8
2005	Etienne Boulay	New Hampshire	5
	Daren Stone	Maine	5
2006	Raji El-Amin	Rhode Island	4
	Andrew Harris	Richmond	4
	Drew Mack	Towson	4
	Raquan Pride	Rhode Island	4
2007	Stanley Gutierrez	Hofstra	4
2008	Justin Rogers	Richmond	7
2009	B.W. Webb	William and Mary	8

Interceptions - Career

Int	Name	School	Years
24	Darren Sharper	William and Mary	1993-1996
24	Chris Helon	Boston University	1991-1994
23	Kevin Smith	Rhode Island	1987-1990
21	Derek Carter	Maine	1994-1997
21	Mark Seals	Boston University	1985-1988
20	Shannon James	Massachusetts	2002-2005
20	Billy Pappas	New Hampshire	1952-1954
18	Matt Latham	Connecticut	1982-1984
18	Grady Fuller	Massachusetts	1977-1980
18	Steve Rogers	Massachusetts	1968-1970

INDIVIDUAL RECORDS

Most Interceptions - Game

4 _____ Three times
 _____ Last by Kevin Smith (URI) vs. Massachusetts, 10/8/88

Most Interception Return Yards - Game

160 _____ Dave Brown (UM) vs. Bowdoin, 11/10/62

Most Interceptions - Season

12 _____ Chris Helon (BU), 1993

Most Interception Return Yards - Season

239 _____ Mike Cassidy (URI), 1985

Most Interception Return Touchdowns - Game

2 _____ Twice, Last by Allante Harrison (TU) vs. Elon, 9/4/04

Most Interception Return Touchdowns - Season

2 _____ *Many*
 _____ Last by Dino Vasso (UNH) & B.W. Webb (WM), 2009

Most Interception Return Yards - Career

488 _____ Darren Sharper (WM), 1993-96

Most Interception Return Touchdowns - Career

4 _____ T.J. Hill (NU), 1998-01

Longest Interception Return - Game

100 _____ Seven times
 _____ Last by John Clements (UNH) vs. Northern Iowa, 12/6/08 &
 _____ Matt Parent (UNH) vs. Massachusetts, 11/15/08

TEAM RECORDS

Most Interceptions - Game

7 _____ Four times, Last by Villanova vs. Penn, 9/22/07

Most Interception Return Yards - Game

207 (5 INT'S) _____ New Hampshire vs. Hofstra, 11/1/08

Most Interception Return Touchdowns - Game

2 _____ Several times
 _____ Last by William and Mary vs. Weber State, 11/28/09 &
 _____ New Hampshire vs. Towson, 10/3/09

Most Interceptions - Season

31 _____ Delaware, 1986 (13 Games)

Most Interception Return Yards - Season

649 (24 INT'S) _____ New Hampshire, 2008 (13 Games)

Most Interception Return Touchdowns - Season

7 _____ Northeastern, 1996

Average All-Purpose Yardage - Season

(Minimum 1,000 Yards)

Avg.	Name (School)	Cl.	Gms.	Yards	Year
275.1	Brian Westbrook (VU)	So.	11	3,026	1998
272.0	Brian Westbrook (VU)	Jr.	11	2,992	2000
256.6	Brian Westbrook (VU)	Sr.	11	2,823	2001
247.8	Jerry Azumah (UNH)	Sr.	11	2,726	1998
217.1	Stephan Lewis (UNH)	Jr.	11	2,388	2001
216.6	Marcel Shipp (UMass)	So.	14	3,032	1998
215.3	Eddie Conti (UD)	Sr.	11	2,368	1998
202.6	Stephan Lewis (UNH)	Sr.	11	2,229	2002
202.3	Jerry Azumah (UNH)	Jr.	11	2,225	1997
192.8	Barry Bourassa (UNH)	Sr.	12	2,313	1991

Senior Record: 256.6 _____ Brian Westbrook (VU), 2001

Junior Record: 272.0 _____ Brian Westbrook (VU), 2000

Sophomore Record: 275.1 _____ Brian Westbrook (VU), 1998

Freshman Record: 162.0 _____ *Jonathan Grimes (WM), 2008*

All-Purpose Yardage - Career

Yards	Name	School	Years
9,512	Brian Westbrook	Villanova	1997-2001
8,367	Jerry Azumah	New Hampshire	1995-1998
7,759	Marcel Shipp	Massachusetts	1997-2000
6,410	Stephan Lewis	New Hampshire	1999-2002
6,248	Barry Bourassa	New Hampshire	1989-1992
6,098	Steve Baylark	Massachusetts	2003-2006
6,096	Eddie Conti	Delaware	1994-1998
5,620	Omar Cuff	Delaware	2004-2007
5,380	Cy Butler	Rhode Island	1993-1996
5,295	Tory Taylor	Connecticut	1995-1998

Total Offense - Career

Yards	Name	School	Years
14,621	Ricky Santos	New Hampshire	2004-2007
11,415	Sean Schaefer	Towson	2005-2008
10,948	Dave Corley, Jr.	William and Mary	1999-2002
10,871	Liam Coen	Massachusetts	2005-2008
10,375	Eric Ward	Richmond	2006-2009
9,993	Chris Boden	Villanova	1996-1999
9,317	Brett Gordon	Villanova	1999-2003
9,269	Matt DeGennaro	Connecticut	1987-1990
9,051	Bill Vergantino	Delaware	1989-1992
8,839	Shane Stafford	Connecticut	1995-1998

Active Players in italics

CAA 2010 CAA Football

All-Time CAA Football Special Teams Records

ALL-PURPOSE YARDS RECORDS

Total Offense - Season

4,372 _____ Tom Ehrhardt (URI), 1985 (13 Games)

Total Offense - Game

566 _____ Tom Ehrhardt (URI) vs. Connecticut, 11/16/85

Most Plays - Game

80 _____ Tom Ehrhardt (URI) vs. Furman, 12/7/85

Most Plays - Season

685 _____ Tom Ehrhardt (URI), 1985 (13 Games)

Most Plays - Career

2,140 _____ Ricky Santos (UNH), 2004-07

TEAM RECORDS

Most Plays - Game

113 _____ Villanova vs. Connecticut, 10/7/89

Most Plays - Season

1,195 _____ Massachusetts, 1998 (15 Games)

Most Total Yards - Game

745 _____ Northeastern vs. Stonehill, 8/30/03

Most Total Yards - Season

7,074 _____ Massachusetts, 1998 (15 Games)

Highest Average Total Offense - Season

493.9 _____ New Hampshire, 2005 (13 Games)

Most First Downs - Game

37 _____ Connecticut vs. Yale, 9/26/98

Most First Downs - Season

367 _____ Delaware, 2007 (15 games)

PUNTING RECORDS

Most Punts - Game

13 _____ Three times
Last by Rocco Navarro (UM) vs. Nebraska, 9/3/05

Most Punts - Season

87 _____ Steve Wood (UM), 1978

Most Punts - Career

288 _____ Andrew Maclay (UMass), 1995-98

Most Punting Yards - Game

526 _____ Christian Koegel (UMass) vs. Boston College, 10/2/04

Most Punting Yards - Season

3,239 _____ Brad Costello (BU), 1997

Most Punting Yards - Career

11,278 _____ Andrew Maclay (UMass), 1995-98

Highest Punting Average - Season

45.2 _____ Brett Arnold (UMass), 2008

Highest Punting Average - Career

42.3 _____ Brad Costello (BU), 1995-97

Longest Punt - Game

93 _____ Tyler Grogan (NU) vs. Villanova, 9/8/01

TEAM PUNTING RECORDS

Most Punts - Game

13 _____ Three times, Last by Maine vs. Nebraska, 9/3/05

Most Punts - Season

87 _____ Maine, 1978

Most Yards Punting - Game

518 _____ Maine vs. Nebraska, 9/29/01

Most Yards Punting - Season

3,239 _____ Boston University, 1997

Highest Punting Average - Season

44.4 _____ Boston University, 1997

PUNT RETURN RECORDS

Most Punt Returns - Game

9 _____ Paul Keaney (UM) vs. Youngstown St., 9/8/01

Most Punt Returns - Season

48 _____ Stan Harrison (UNH), 1986

Most Punt Returns - Career

108 _____ Winston October (UR), 1995-98

Most Punt Return Yards - Game

157 _____ Ron Harris (UM) vs. Colgate, 11/2/74

Most Punt Return Yards - Season

541 _____ Winston October (UR), 1998 (12 Games)

Most Punt Return Yards - Career

1,488 _____ Delvin Joyce (JMU), 1997-00

Most Punt Return Touchdowns - Game

2 _____ Matt Latham (UC) vs. Yale, 9/24/83

Most Punt Return Touchdowns - Season

3 _____ Twice
Last by Scotty McGee (JMU), 2008

Longest Punt Return - Game

93 _____ Ron Harris (UMass) vs. UNH, 11/16/74

Most Punt Return Touchdowns - Career

3 _____ Many
Last by Scotty McGee (JMU), 2006-08

TEAM PUNT RETURN RECORDS

Most Punt Returns - Game

11 _____ Many
Last By Connecticut vs. Maine, 10/16/71

Most Punt Returns - Season

63 _____ William and Mary, 1996 (13 Games)

Most Punt Return Yards - Game

165 _____ Massachusetts vs. Colgate, 11/2/74

Most Punt Return Yards - Season

625 _____ William and Mary, 1996 (13 Games)

Most Punt Return Touchdowns - Game

2 _____ Connecticut vs. Yale, 9/24/83

Most Punt Return Touchdowns - Season

4 _____ James Madison, 2008 (14 Games)

KICKOFF RETURN RECORDS

Most Kick Return Yards - Game

269 _____ Brian Westbrook (VU) vs. Delaware, 11/18/00

Most Kick Return Yards - Season

1,048 _____ Brian Westbrook (VU), 2000 (11 games)

Most Kick Return Yards - Career

2,433 _____ Brian Westbrook (VU), 1997-01

Most Kick Returns - Game

9 _____ Three times
Last by Brandon Johnson-Farrell (URI)
vs. New Hampshire, 9/13/08

Most Kick Returns - Season

42 _____ Brandon Johnson-Farrell (URI), 2008 (12 Games)

Most Kick Returns - Career

89 _____ Four times
Last by Justin Rogers (UR), 2007-09

Most Kick Return Touchdowns - Game

1 _____ Record is held by many

Longest Kick Return - Game

100 _____ Several times
Last by Scotty McGee (JMU) vs. Towson, 11/17/07

TEAM KICK RETURN RECORDS

Most Kickoff Returns - Game

10 _____ Three times
Last by Rhode Island vs. New Hampshire, 11/7/09

Most Kick Returns - Season

71 _____ Massachusetts, 1998 (15 Games)

Most Kick Return Yards - Season

1,428 _____ New Hampshire, 2007 (12 Games)

Active Players in italics

2010 CAA Football



CAA Football Style Guide

For information regarding the CAA Football style guide and the corresponding schools' usage, please contact Scott Meyer, CAA Football Director of Communications by phone (804.754.1616) or by email (smeyer@caasports.com).

Logo Usage: Below are the CAA Football member schools' primary logos and helmet illustrations to be used for publication.

"CAA Football"



Delaware "Blue Hens"



Rhode Island "Rams"



James Madison "Dukes"



Richmond "Spiders"



Maine "Black Bears"



Towson "Tigers"



Massachusetts "Minutemen"



Villanova "Wildcats"



New Hampshire "Wildcats"



William and Mary "Tribe"





SAVE THE DATE
JULY 28, 2010

CAA
FOOTBALL

MEDIA DAY



JULY 28, 2010 | 9 A.M.

ESPZNZONE | BALTIMORE, MD

