

CAA FOOTBALL

2009 caa football preview



eric mcbride - richmond
2008 all-american



jared turcotte - maine
2008 all-american



matt mcracken - richmond
2008 all-american




scotty mcgee - james madison
2008 all-american



jeromy miles - massachusetts
2008 all-american



charles graves - delaware
2008 all-american



scott sicko - new hampshire
2008 all-american



richmond spiders
2008 ncaa division I national champions



2009 caa football schedule

THURSDAY, SEPTEMBER 3

St. Cloud State at Maine _____ TBA
 Villanova at Temple _____ TBA

FRIDAY, SEPTEMBER 4

West Chester at Delaware _____ TBA

SATURDAY, SEPTEMBER 5

Stony Brook at Hofstra _____ TBA
 Massachusetts at Kansas State _____ TBA
 St. Francis (Pa.) at New Hampshire _____ TBA
 Northeastern at Boston College _____ TBA
 Fordham at Rhode Island _____ TBA
 Richmond at Duke _____ TBA
 Towson at Northwestern _____ TBA
 William and Mary at Virginia _____ TBA

SATURDAY, SEPTEMBER 12

*Richmond at Delaware [TCN] _____ 3:30 p.m.
 *Maine at Northeastern _____ TBA
 Hofstra at Bryant _____ TBA
 James Madison at Maryland _____ TBA
 Albany at Massachusetts _____ TBA
 New Hampshire at Ball State _____ TBA
 Lehigh at Villanova _____ TBA
 Central Connecticut State at William and Mary _____ TBA

SATURDAY, SEPTEMBER 19

*Rhode Island at Massachusetts [CSN] _____ 3:30 p.m.
 *Hofstra at Richmond _____ TBA
 Delaware State at Delaware _____ TBA
 VMI at James Madison _____ TBA
 Youngstown State at Northeastern _____ TBA
 Coastal Carolina at Towson _____ TBA
 Villanova at Penn _____ TBA
 William and Mary at Norfolk State _____ TBA

SATURDAY, SEPTEMBER 26

*Northeastern at Villanova [TCN] _____ 3:30 p.m.
 *Delaware at William and Mary _____ TBA
 Hofstra at Western Michigan _____ TBA
 James Madison at Liberty _____ TBA
 Stony Brook at Massachusetts _____ TBA
 Dartmouth at New Hampshire _____ TBA
 Towson at Morgan State _____ TBA
 Rhode Island at Connecticut _____ TBA
 VMI at Richmond _____ TBA

SATURDAY, OCTOBER 3

*James Madison at Hofstra _____ TBA
 *Delaware at Maine _____ TBA
 *New Hampshire at Towson [CSN] _____ 3:30 p.m.
 *William and Mary at Villanova [TCN] _____ 7:00 p.m.
 Holy Cross at Northeastern _____ TBA
 Rhode Island at Brown _____ TBA

SATURDAY, OCTOBER 10

*Massachusetts at Delaware _____ TBA
 *Maine at Hofstra [TCN, tape-delay -- TBD] _____ 1:00 p.m.
 *Richmond at James Madison [CSN] _____ 12:00 p.m.
 *Villanova at New Hampshire _____ TBA
 *William and Mary at Northeastern _____ TBA
 *Towson at Rhode Island _____ TBA

SATURDAY, OCTOBER 17

*Villanova at James Madison [TCN-MA] _____ 3:30 p.m.
 *Richmond at Maine [CSN] _____ 12:00 p.m.
 *New Hampshire at Massachusetts [CSN-NE] _____ 3:30 p.m.
 *Hofstra at Rhode Island _____ TBA
 *Delaware at Towson _____ TBA

SATURDAY, OCTOBER 24

*New Hampshire at Hofstra _____ TBA
 *Towson at Northeastern _____ TBA
 *Rhode Island at Villanova _____ TBA
 *Massachusetts at Richmond _____ TBA
 *James Madison at William and Mary [CSN] _____ 12:00 p.m.

SATURDAY, OCTOBER 31

*James Madison at Delaware [TCN] _____ 12:00 p.m.
 *Massachusetts at Maine [CSN] _____ 3:30 p.m.
 *Northeastern at New Hampshire _____ TBA
 *William and Mary at Rhode Island _____ TBA
 *Richmond at Towson _____ TBA

SATURDAY, NOVEMBER 7

*Hofstra at Delaware _____ TBA
 *Maine at James Madison _____ TBA
 *Northeastern at Massachusetts _____ TBA
 *Rhode Island at New Hampshire [TCN] _____ 12:00 p.m.
 *Villanova at Richmond [CSN] _____ 3:30 p.m.
 *Towson at William and Mary _____ TBA

SATURDAY, NOVEMBER 14

*Rhode Island at Maine _____ TBA
 *James Madison at Massachusetts [TCN] _____ 12:00 p.m.
 *Hofstra at Northeastern _____ TBA
 *Villanova at Towson _____ TBA
 *New Hampshire at William and Mary _____ TBA
 Delaware at Navy _____ TBA
 Richmond at Georgetown _____ TBA

SATURDAY, NOVEMBER 21

*Massachusetts at Hofstra _____ TBA
 *Towson at James Madison _____ TBA
 *Maine at New Hampshire [CSN-NE] _____ 12:00 p.m.
 *Northeastern at Rhode Island _____ TBA
 *William and Mary at Richmond [TCN-MA] _____ 12:00 p.m.
 *Delaware at Villanova [TCN] _____ 3:30 p.m.

SATURDAY, NOVEMBER 28

NCAA Division I Football Championship _____ First Round

SATURDAY, DECEMBER 5

NCAA Division I Football Championship _____ Quarterfinals

FRIDAY & SATURDAY, DECEMBER 11 & 12

NCAA Division I Football Championship _____ Semifinals

FRIDAY, DECEMBER 18

NCAA Division I Football Championship _____ Title Game
 (Finley Stadium/Davenport Field; Chattanooga, Tenn.)



LEGEND

TCN _____ The Comcast Network (formerly CN8) & CSN New England
 CSN _____ Comcast SportsNet Mid-Atlantic & New England
 TCN-MA _____ The Comcast Network Mid-Atlantic
 CSN-NE _____ Comcast SportsNet New England

* - CAA Football Game | Game times as of May 20, 2009 | All Times Eastern | Schedule Dates, Times and Broadcasts subject to change



2008



2004



2003



1998



this is caa football

TABLE OF CONTENTS

IFC _____ 2009 Composite Schedule
 1 _____ CAA Football Information
 2 _____ CAA Football SID Directory
 3-4 _____ The CAA Football Conference
 5-8 _____ Delaware Blue Hens
 9-12 _____ Hofstra Pride
 13-16 _____ James Madison Dukes
 17-20 _____ Maine Black Bears
 21-24 _____ Massachusetts Minutemen
 25-28 _____ New Hampshire Wildcats
 29-32 _____ Northeastern Huskies
 33-36 _____ Rhode Island Rams
 37-40 _____ Richmond Spiders
 41-44 _____ Towson Tigers
 45-48 _____ Villanova Wildcats
 49-52 _____ William and Mary Tribe
 53-55 _____ 2009 Newcomers
 56-63 _____ 2008 Season in Review
 64-82 _____ 2008 Statistics
 IBC _____ CAA Football Style Guide

CREDITS

The 2009 CAA Football Preview was produced by the CAA Football Communications staff and published by the Colonial Athletic Association. It was written, edited and designed by Scott Meyer. Editorial assistance by Rob Washburn, Niki DeSantis and Kim Wagner. Special thanks to the CAA Staff and the conference's media relations staffs for their assistance.

ON THE COVER

CAA Football's returning 2008 All-America honorees: (From top - left to right) - Richmond's Eric McBride, Maine's Jared Turcotte, Richmond's Matt McCracken, James Madison's Scotty McGee, Massachusetts' Jeromy Miles, Delaware's Charles Graves and New Hampshire's Scott Sicko. Bottom of the page is Richmond head coach Mike London celebrating the Spiders' 2008 National Championship.

CAA FOOTBALL

8625 Patterson Avenue
 Richmond, VA 23229
 www.CAASports.com
 804-754-1616 -- Phone
 804-754-1830 -- Fax



CAA FOOTBALL STAFF

Commissioner _____	Tom Yeager
Director of Football Operations _____	Chuck Boone
Director of Football Communications _____	Scott Meyer
Supervisor of Football Officials _____	Jim Maconaghy
Senior Associate Commissioner/Compliance _____	Kathleen Batterson
Senior Associate Commissioner/Marketing _____	Robert Goodman
Associate Commissioner/Broadcast Services _____	Pete Hock
Associate Commissioner/Communications _____	Rob Washburn
Communications Director _____	Niki DeSantis
Communications Intern _____	Kim Wagner
Director of Video Services _____	Kelly Bowmaster
Director of Operations _____	Stephanie Lusby
Office Administrator _____	Tara Gagnon

CAA FOOTBALL MEDIA SERVICES

For information on CAA Football, please contact:
Scott Meyer, Director of Football Communications
 Email: smeyer@caasports.com
Rob Washburn, Assoc. Comm./Communications
 Email: rwashburn@caasports.com
CAA Football Phone: 804-754-1616
CAA Football Fax: 804-754-1830

2009 CAA FOOTBALL MEDIA DAY

JULY 29 - ESPNZONE - BALTIMORE, MD

CAA Football will kick off the 2009 season at the ESPNZone in Baltimore, Md., Wednesday, July 29. All 12 CAA Football head coaches will be present, along with selected players from each team. Please contact Scott Meyer at the CAA Football office for more information.

CAA FOOTBALL WEEKLY COACHES' MEDIA TELECONFERENCE

The CAA Football coaches will hold a weekly teleconference for the media beginning in August and continuing each Monday through the end of the 2009 season. Each coach will be available for 10 minutes. Media representatives wishing to participate in the teleconference should contact the CAA Football office for the phone number and schedule.

CAASPORTS.COM

CAASports.com features the latest news and stories on all of the happenings around the conference, including the 12 football schools. Standings along with team-by-team and composite results are updated af-

ter each game. National polls, weekly award winners and team notebooks are updated each week.



Located as a button on the football page as well as in the menus down the left-hand side of the football page, The Pressbox is the official source for all CAA Football information for fans and members of the media. Check The Pressbox each week for updated team-by-team weekly releases, two-deep charts, league and team stats as well as other "media-type" information. CAA Football plans to archive the conference's weekly releases throughout the 2009 season, in addition to archiving each team's home-game flip-cards in a printer-friendly format. Also available on the site are coach and player pictures and each team's logo and helmet illustration.



Fans and members of the media can now follow CAA Football on Twitter: **twitter.com/The_CAA-Football**. Logon now and "follow" the league to get a behind-the-scenes look at one of the top collegiate football conferences in the country. CAA Football updates will be posted on Twitter throughout the spring season and will continue more frequently once the 2009 season gets underway.

richmond's matt mccracken (left) and sherman logan (right)



caa football media relations directory



CAA FOOTBALL

8625 Patterson Avenue - Richmond, Virginia 23229 - 804-754-1616 - www.CAASports.com
 Director of Football Communications, Scott Meyer - smeyer@caasports.com - 804-922-7236 (cell)

DELAWARE

114 Bob Carpenter Center
 631 South College Avenue
 University of Delaware
 Newark, DE 19716

Football Contact
 Scott Selheimer
 302-831-8007 - office
 302-831-8653 - fax
selheime@udel.edu
www.bluehens.com
 Pressbox - 302-831-6199

HOFSTRA

240 Hofstra University
 Swim Center Room 262
 Hempstead, NY 11549

Football Contact
 Jim Sheehan
 516-463-6764 - office
 516-463-5033 - fax
jim.b.sheehan@hofstra.edu
www.gohofstra.com
 Pressbox - 516-463-5274

JAMES MADISON

Sports Media Relations
 James Madison University
 Harrisonburg, VA 22807

Football Contact
 Gary Michael
 540-568-1762 - office
 540-568-3703 - fax
michaegl@jmu.edu
www.jmusports.com
 Pressbox - 540-568-6521

MAINE

Athletic Media Relations
 5747 Memorial Gymnasium
 Orono, ME 04469

Football Contact
 Doug DeBiase
 207-581-3596 - office
 207-581-3297 - fax
doug.debiase@umit.maine.edu
www.goblackbears.com
 Pressbox - 207-581-1049

MASSACHUSETTS

Media Relations
 250 Boyden Building
 Amherst, MA 01003

Football Contact
 Jason Yellin
 413-577-3061 - office
 413-545-1556 - fax
jyellin@admin.umass.edu
www.umassathletics.com
 Pressbox - 413-545-3550

NEW HAMPSHIRE

145 Main Street
 151 Field House
 Durham, NH 03824

Football Contact
 Scott Stapin
 603-862-3906 - office
 603-862-3839 - fax
scott.stapin@unh.edu
www.unhwildcats.com
 Pressbox - 603-862-2585

NORTHEASTERN

Sports Information
 360 Huntington Avenue
 Boston, MA 02115

Football Contact
 Jack Grinold
 617-373-2691 - office
 617-373-3152 - fax
chen@gonu.com -- Tom Chen
www.gonu.com
 Pressbox - 617-566-5956

RHODE ISLAND

Three Keaney Road
 Suite One
 Kingston, RI 02881

Football Contact
 Tom Symonds
 401-874-2409 - office
 401-874-5354 - fax
tsymonds@mail.uri.edu
www.gorhody.com
 Pressbox - 401-874-4616

RICHMOND

Athletic Public Relations
 219 Robins Center
 University of Richmond, VA
 23173

Football Contact
 Mike DeGeorge
 804-287-6313 - office
 804-289-8820 - fax
mdegeorg@richmond.edu
www.richmondspiders.com
 Pressbox - 804-355-6110

TOWSON

Athletic Media Relations
 8000 York Road
 Towson, MD 21252

Football Contact
 Dan O'Connell
 410-704-3102 - office
 410-704-3861 - fax
doconnell@towson.edu
www.towsontigers.com
 Pressbox - 410-704-3102

VILLANOVA

Jake Nevin Field House
 800 Lancaster Avenue
 Villanova, PA 19085

Football Contact
 Dean Kenefick
 610-519-6514 - office
 610-519-7323 - fax
dean.kenefick@villanova.edu
www.villanova.com
 Pressbox - 610-519-5290

WILLIAM AND MARY

William and Mary
 Sports Information
 751 Ukrop Way
 Williamsburg, VA 23185

Football Contact
 Pete Clawson
 757-221-3369 - office
 757-221-3412 - fax
pmclaw@wm.edu
www.tribeathletics.com
 Pressbox - 757-221-3414



this is caa football

CAA Football fans thought the league's opening season in 2007 was spectacular in terms of success. Little did they know 2008 would build off the previous season's success, and include the league's fourth National Championship. In 2008 as many as six teams ranked among the national Top-25 during the season, while both James Madison and Richmond had a strangle-hold on the No. 1 spot over the last 11 weeks of the season. CAA Football upped its record of national player of the week honorees by earning 19 last season, compared to 15 accolades in 2007. All of the regular season success carried over into the postseason when, once again, CAA Football equalled its own record by placing five squads in the NCAA Division I Football Championships. Prior to the 2007 season no conference had earned more than four berths in one season, and CAA Football has now done it twice in two seasons.

The CAA Football dominance in the regular season carried over into the postseason as four of its five playoff squads advanced to the quarterfinal round. Both James Madison and Richmond moved on to the final four, marking the ninth time in 12 years a CAA Football squad has competed in the semifinals. Richmond logged a come-from-behind win over Northern Iowa in the semifinals, giving the league its fifth National Final berth in six seasons. The Spiders then went on to dominate Montana in the Championship game, 24-7, to earn the league's first NCAA crown under the CAA Football banner. Richmond's National Championship was also the league's fourth in 10 years and third over the last six seasons. Following the season, the league boasted six Top-25 teams, four Top-10 squads and notched a total of 78 All-America honors.

The quality and depth of CAA Football is unmatched in the FCS. Ten of the league's 12 teams have participated in the NCAA playoffs over the past eight seasons and at least one team has advanced to the national semifinals in nine of the last 12 years.

In 2004, James Madison claimed the national championship with a 31-21 triumph over Montana, becoming the first team to reach the title game by winning three road playoff contests since the field expanded to 16 teams in 1986. Delaware rolled past Colgate 40-0 to capture the national championship in 2003, becoming the first team to ever post a shutout in the title game. No other conference has had two different teams win national titles in back-to-back years. Mas-

sachusetts earned a national championship in 1998, beating perennial power Georgia Southern, 55-43.

Along with the team accomplishments, the conference has accumulated numerous individual accolades. Santos (2006), William & Mary quarterback Lang Campbell (2004), Villanova running back Brian Westbrook (2001), Villanova wide receiver Brian Finneran (1997), New Hampshire running back Jerry Azumah (1998) and Towson running back Dave Meggett (1988) all have won the prestigious Walter Payton Award under the league banner. James Madison linebacker Derrick Lloyd received the Buck Buchanan Award in 2001. New Hampshire's Sean McDonnell (2005), James Madison's Mickey Matthews (1999 & 2008), Villanova's Andy Talley (1997) and Boston University's Dan Allen (1993) have earned the Eddie Robinson National Coach of the Year Award. Richmond's Mike London (2008), Matthews (2004), Massachusetts' Mark Whipple (1998) and Talley (1997) have garnered the American Football Coaches Association National Coach of the Year honor.

The CAA Football geographic footprint encompasses much of the East Coast with schools located from Maine to Virginia. Members include Delaware, Hofstra, James Madison, Maine, Massachusetts, New Hampshire, Northeastern, Rhode Island, Richmond, Towson, Villanova and William and Mary. While CAA Football officially began March 1, 2007, its roots date back more than 60 years.


On December 3, 1946, the Code of the Yankee Conference went into effect. Established as an all-sports conference for the New England land grant colleges, the six charter members included Connecticut, Maine, Massachusetts, New Hampshire, Rhode Island and Vermont. Upon the formation of Division I-AA football in 1978, the league disbanded all sports except football. Delaware and Richmond were admitted to the conference in 1986, Villanova was added in 1988 and James Madison, Northeastern and William and Mary joined the league in 1993.

The Atlantic 10 assumed operation control of the conference from 1997-2006, with Hofstra becoming part of the league in 2001 and Towson joining the group in 2004.

Since 1978, CAA Football members have accumulated 67 playoff berths, 19 Lambert Cups, 88 final top 25 rankings and 44 final top 10 rankings.



THE HISTORY OF CAA FOOTBALL



- 1946 Members**
- Connecticut
 - Maine
 - Massachusetts
 - New Hampshire
 - Rhode Island
 - Vermont

- 1997 Members**
- Connecticut
 - Delaware
 - James Madison
 - Maine
 - Massachusetts
 - New Hampshire
 - Northeastern
 - Rhode Island
 - Richmond
 - Villanova
 - William and Mary

- 2007 Members**
- Delaware
 - Hofstra
 - James Madison
 - Maine
 - Massachusetts
 - New Hampshire
 - Northeastern
 - Rhode Island
 - Richmond
 - Towson
 - Villanova
 - William and Mary

caa football by the numbers . . .

4 - NATIONAL CHAMPIONSHIPS

- Massachusetts - 1998 (55-43 over Georgia Southern)
- Delaware - 2003 (40-0 over Colgate)
- James Madison - 2004 (31-21 over Montana)
- Richmond - 2008 (24-7 over Montana)

3 - NATIONAL CHAMPIONSHIP RUNNERS-UP

- Massachusetts - 1978 (28-35 to Florida A&M)
- Massachusetts - 2006 (17-28 to Appalachian State)
- Delaware - 2007 (21-49 to Appalachian State)

18 - CONSECUTIVE SEASONS OF MULTIPLE BERTHS IN THE NCAA PLAYOFFS

- Longest active streak in FCS history

67 - NCAA PLAYOFF BERTHS

24 - NCAA PLAYOFF BERTHS OVER THE LAST SEVEN YEARS

35 - NCAA PLAYOFF WINS OVER THE LAST SEVEN YEARS

19 - LAMBERT CUP TROPHIES

6 - WALTER PAYTON AWARD WINNERS

- Dave Meggett - Towson, 1988
- Brian Finneran - Villanova, 1997
- Jerry Azumah - New Hampshire, 1998
- Brian Westbrook - Villanova, 2001
- Lang Campbell - William & Mary, 2004
- Ricky Santos - New Hampshire, 2006

5 - EDDIE ROBINSON NATIONAL COACH OF THE YEAR WINNERS

- Dan Allen - Boston University, 1993
- Andy Talley - Villanova, 1997
- Mickey Matthews - James Madison, 1999
- Sean McDonnell - New Hampshire, 2005
- Mickey Matthews - James Madison, 2008

4 - AMERICAN FOOTBALL COACHES ASSOCIATION NATIONAL COACH OF THE YEAR WINNERS

- Andy Talley - Villanova, 1997
- Mark Whipple - Massachusetts, 1998
- Mickey Matthews - James Madison, 2004
- Mike London - Richmond, 2008

4 - MEMBERS OF THE COLLEGE FOOTBALL HALL OF FAME

- Tubby Raymond, Delaware
- Eddie N. Robinson, Maine
- Dick MacPherson, Massachusetts
- Dave Nelson, Maine & Delaware

1 - BUCK BUCHANAN AWARD WINNER

- Derrick Lloyd - James Madison, 2001

88 - SEASON-ENDING TOP-25 RANKINGS

44 - SEASON-ENDING TOP-10 RANKINGS

276 - SPORTS NETWORK ALL-AMERICANS (SINCE 1987)

90 - AMERICAN FOOTBALL COACHES ASSOCIATION ALL-AMERICANS (SINCE 1979)

91 - PLAYERS DRAFTED BY NFL FRANCHISES

39 - FORMER PLAYERS ON ACTIVE ROSTERS DURING THE 2008 NFL SEASON

17 - TEAMS WITH 10+ SINGLE-SEASON WINS OVER THE LAST SEVEN YEARS



2008



2004



2003



1998

delaware blue hens

QUICK FACTS

Location _____ Newark, Del.
 Enrollment _____ 16,000
 Nickname _____ Blue Hens
 Colors _____ Royal Blue & Gold
 Website _____ www.bluehens.com
 Stadium _____ Tubby Raymond Field at Delaware Stadium
 Stadium Capacity _____ 22,000
 Stadium Surface _____ Natural Grass
 President _____ Dr. Patrick E. Harker
 Athletics Director _____ Edgar Johnson - retiring June 30
 Head Coach _____ K.C. Keeler
 Head Coach Alma Mater, Year _____ Delaware, 1981
 Football Contact _____ Scott Selheimer, Asst. AD/Sports Information
 Football Contact Office Phone _____ 302-831-2186
 Lettermen Returning/Lost _____ 38/22
 Offensive Starters Returning/Lost _____ 5/6
 Defensive Starters Returning/Lost _____ 6/5
 2009 Fall Camp Reporting Date _____ August 8




HEAD COACH

K.C. Keeler

Overall Record (Years)
144-55-1 (15 years)

Record at School (Years)
56-34 (7 years)



COACHING STAFF

Jim Hofher _____ Offensive Coordinator/Quarterbacks
 Nick Rapone _____ Defensive Coordinator/Defensive Backs
 Ben Albert _____ Associate Head Coach/Linebackers
 Damian Wroblewski _____ Asst. Head Coach/Run-Game Coord./Offensive Line
 Brian Ginn _____ Passing Game Coordinator/Receivers
 Phil Petite _____ Defensive Line
 Gregg Perry _____ Tight Ends
 Aaron Harris _____ Running Backs
 Frank Law _____ Defensive Assistant
 Drew Nystrom _____ Graduate Assistant

2009 SCHEDULE

Date	Opponent	Location	Series Record
Sept. 4	WEST CHESTER	Newark, Del.	43-6-1
Sept. 12	*RICHMOND	Newark, Del.	18-7
Sept. 19	DELAWARE STATE	Newark, Del.	1-0
Sept. 26	*at William and Mary	Williamsburg, Va.	20-13
Oct. 3	*at Maine	Orono, Maine	21-7
Oct. 10	*MASSACHUSETTS	Newark, Del.	22-6
Oct. 17	*at Towson	Towson, Md.	6-4
Oct. 31	*JAMES MADISON	Newark, Del.	11-7
Nov. 7	*HOFSTRA	Newark, Del.	11-5-1
Nov. 14	at Navy	Annapolis, Md.	7-7
Nov. 21	*at Villanova	Villanova, Pa.	20-21-1


2008 RESULTS -- 4-8, 2-6 CAA

Home Stadium: Delaware Stadium (22,000)


Home	Away	vs. Division	vs. Top 25 (SN)
3-3	1-5	1-4	0-5
Total Home Attendance: 129,653		Average Home Attendance: 21,609	

Aug. 30	{9/8}	at Maryland [ESPN, ESPNHD]	L 7-14	49,119
Sept. 13	{6/6}	West Chester	W 48-20	22,029
Sept. 20	{6/6}	at Furman {24/23}	L 23-21	12,781
Sept. 27	{17/12}	Albany	W 38-7	22,196
Oct. 4	{16/14}	at Massachusetts [CN8] {18/12}	L 7-17	16,422
Oct. 11	{24/20}	Maine [CN8] {-/rv}	L 10-27	21,302
Oct. 18	{rv/rv}	William and Mary {rv/rv}	L 3-27	21,949
Oct. 25	{rv/-}	at Hofstra	W 17-0	3,518
Nov. 1	{-/rv}	at James Madison [CN8] {1/1}	L 7-41	16,810
Nov. 8		Towson	W 31-21	20,720
Nov. 15		at Richmond [CN8] {7/6}	L 14-31	6,173
Nov. 22		Villanova [CN8] {6/7}	L 7-21	21,457

CAA Team's Coaches & Sports Network Rankings listed prior to Opponent/Opponent's Coaches & Sports Network Rankings listed after Opponent at time game was played



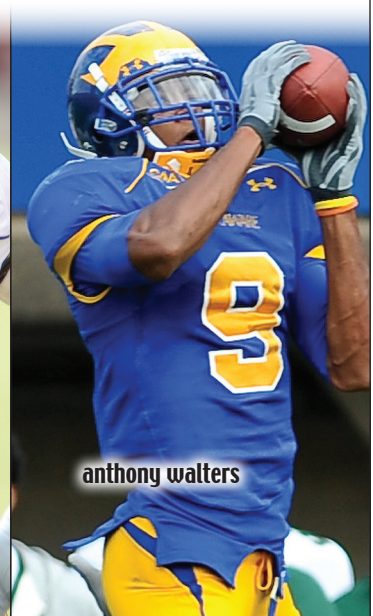
mark duncan



charles graves



matt marcorelle



anthony walters

delaware blue hens by the numbers...

2009 SPRING ROSTER

No.	Name	Pos.	Cl.	Ht./Wt.	Hometown/HS (Last School)
2	Adam Antoine	DB	So.	6-0/170	Newton, Mass./Newton South
3	Sean Hakes	QB	Jr.	6-3/200	Collegeville, Tex./Nolan Catholic (Akron/Orange Coast College)
4	Anthony Bratton	DB	Sr.	6-2/196	Manassas, Va./Osborn Park
5	Frank Consolmagno	RB	So.	5-5/170	Staten Island, N.Y./St. Joseph's By The Sea (Bridgewater State)
7	Sean Scanlon	DB	Jr.	6-1/200	Cherry Hill, N.J./Camden Catholic
8	Mark Mackey	WR	Jr.	6-4/220	Harrisburg, Pa./Central Dauphin
9	Anthony Walters	DB	Jr.	6-1/195	Philadelphia, Pa./Cardinal O'Hara
11	Matt Marcocelle	LB	Sr.	6-2/250	Ft. Pierce, Fla./John Carroll
12	Sean Breckin	DB	Fr.	5-9/150	Wilmington, Del./Wilmington Charter
13	Ed Wagner	P	Jr.	6-5/225	Barto, Pa./Perkiomen (Michigan St.)
13b	Kirk Harbaugh	DB	So.	5-9/175	Mantua, N.J./Clearview Regional
14	Mike Perry	K	So.	5-8/190	Thorofare, N.J./West Deptford
17	Pat Devlin	QB	Jr.	6-4/220	Downingtown, Pa./Downingtown East (Penn State)
19	Theo Lusardi	DL	Fr.	6-4/220	Hopatcong, N.J./Pope John XXIII Reg.
19b	Jim Roche	WR	So.	5-8/165	Jamsville, Md./Urbana (Towson)
20	Christian Peter	DB	So.	6-0/180	Parsippany, N.J./Parsippany
21	Mark Duncan	WR	Sr.	5-11/190	Rockville, Md./Suitland
22	Jerry Butler	RB	Sr.	5-9/185	Philadelphia, Pa./George Washington (Wisconsin)
23	David Hayes	RB	Fr.	5-9/180	Howell, N.J./Howell
25	Josh Ulrich	DB	Jr.	5-9/180	Wilmington, N.C./Hanover (Navy)
27	Jared Bradley	RB	Sr.	6-0/215	Swarthmore, Pa./Strath-Haven
28	Cody Bristow	DB	Fr.	6-0/190	Laurel, Del./Laurel
30	Charles Graves	DB	Sr.	6-0/195	Raleigh, N.C./Southeast Raleigh
31	Phillip Thaxton	RB	Jr.	5-10/180	Yorktown, Va./Grafton
33	Will Nahan	LB	Fr.	6-1/220	Lawrenceville, N.J./Lawrence
34	Shane McKenna	LB	Fr.	5-11/195	Perrineville, N.J./Notre Dame (Wagner)
35	Colin Naugle	TE	So.	6-4/240	Reading, Pa./Reading Central Catholic
36	Chris Johnson	WR	Fr.	6-1/190	Monroe, N.Y./Monroe-Woodbury
37	Tyrone Grant	DB	Jr.	5-9/170	Brooklyn, N.Y./Poly Prep Country Day
38	Jeff Javier	WR	Fr.	6-4/190	Columbia, Md./Howard
39	Jay Pena	DB	So.	5-11/190	Lawrence, Mass./Whittier Tech
40	Andrew Harrison	LB	So.	6-1/205	Richmond, Va./Highland Springs
41	Justin Rodriguez	WR	So.	5-10/180	Brockton, Mass./Sharon
42	Benard Makumbi	LB	Jr.	6-1/228	Lowell, Mass./Lowell
43	Joe Havrilla	LB	Jr.	6-0/195	Malvern, Pa./Great Valley
44	Zack Reed	TE	Jr.	6-3/225	Huntingdon, Pa./Huntingdon Area
45	Eddie Lugo	LB	So.	6-4/220	Brooklyn, N.Y./Poly Prep Country Day
46	Marcus Burley	DB	Fr.	5-10/160	Richmond, Va./Highland Springs
47	Jon Striefsky	K	Sr.	6-1/190	Lansdale, Pa./North Penn
48	Ryan Stratis	LB	Jr.	6-1/230	Chesterfield, Va./Manchester (VMI)
49	Paul Stoltz	K	Jr.	5-8/167	Smithtown, N.Y./Smithtown West (Adelphi)
50	Blake Field	TE	Fr.	6-2/215	Greenwood, Del./Woodbridge
51	Danny Russell	OL	So.	6-3/235	Ponte Vedra, Fla./Nease (UConn)
52	Brian Void	LB	Jr.	6-0/220	Bronx, N.Y./Mt. St. Michael Academy
53	John Higginson	DL	Sr.	6-0/250	Amherst, Mass./Amherst Regional
54	Scott von Duyke	DL	Jr.	6-3/255	Newark, Del./Tatnall
55	Will Nagle	OL	So.	6-4/265	Marshfield, Mass./Marshfield
58	Paul Worrilow	LB	Fr.	6-0/246	Wilmington, Del./Concord (Coffeyville CC)
59	Chuck Anderson	LB	So.	6-2/230	Parsippany, N.J./Parsippany
60	Justin Johnson	DL	Jr.	6-4/285	Watertown, N.Y./General Brown
61	Joe Matcovich	DB	Fr.	6-0/190	King of Prussia, Pa./Upper Merion
62	Ethan Clark	DL	Fr.	6-3/215	Essex Junction, Vt./Essex
63	Justin Collison	LB	Fr.	6-1/215	Clayton, Del./Smyrna
64	Charles Gushue	OL	Fr.	6-2/270	Spring City, Pa./Shawnee (N.J.)
65	Rob McDowell	OL	So.	6-3/270	Silver Spring, Md./DeMatha
67	John Moloney	OL	Jr.	6-1/260	Mechanicsburg, Pa./Trinity (Wilkes)
68	Nick Flugrad	DE	So.	6-2/244	South Amboy, N.J./Bishop Ahr
69	Corey Nicholson	OL	Sr.	6-3/285	Frederick, Md./Linganore
71	Shea Allard	OL	So.	6-5/270	Wareham, Mass./Wareham
73	Chad Horton	OL	Jr.	6-5/265	Boca Raton, Fla./Pope John Paul
74	Kevin Uhl	OL	Jr.	6-4/265	North Wales, Pa./North Penn
75	Chad Davis	OL	Fr.	6-4/285	Newark, Del./Newark
78	Sam Burrows	OL	So.	6-3/286	Wilmington, Del./Concord
79	Matt Arenz	DL	Fr.	6-3/245	Bel Air, Md./Maryland Christian
80	Fritz Stueber	WR	Fr.	5-8/175	Chagrin Falls, Ohio/Chagrin Falls
81	Tommy Crosby	WR	Jr.	6-5/200	Hammonton, N.J./Hammonton
82	Nihja White	WR	Fr.	6-2/200	Wayne, Pa./Conestoga
84	Trevor Mooney	TE	Jr.	6-6/244	Mission Viejo, Calif./Trabuco Hills (Washington State)
85	Martwain Johnston	WR	Jr.	6-3/215	Syracuse, N.Y./Trinity-Pawling
86	Mark Schenaur	WR	So.	6-3/205	Galloway, N.J./Absegami
87	Josh Baker	TE	Sr.	6-3/245	Chesapeake, Va./Western Branch
88	Bobby Russo	WR	So.	6-0/220	Sparta, N.J./Pope John XXIII
90	Carl Batson	DL	Jr.	6-3/260	Dover, Del./Dover (Sacred Heart)
91	Siddiq Haynes	DL	Jr.	6-1/285	Durham, N.C./Jordan
93	Demitrius Hester	DL	Jr.	6-2/290	Gibbstown, N.J./Paulsboro
94	Michael Atunrase	DL	So.	6-2/250	Yardley, Pa./Lawrenceville (NJ) School
96	Brandon Gilbeaux	DL	Sr.	6-3/276	Silver Spring, Md./Dunbar (Syracuse)
97	Ben Grant	DL	So.	6-3/288	Wrightstown, N.J./Notre Dame
98	Chris Morales	DL	So.	6-1/250	Methuen, Mass./Central Catholic
-	Tim Breaker	DB	Fr.	6-0/185	Glassboro, N.J./Glassboro
-	Nick Cattolico	OL	Fr.	6-4/305	Delran, N.J./Delran
-	Adam Citko	OL	Fr.	6-5/320	Southampton, Pa./Archbishop Wood
-	Walter Davis	RB	Fr.	5-8/175	Virginia Beach, Va./Ocean Lakes
-	Kasseim Everett	DB/RB	Fr.	5-11/175	Philadelphia, Pa./Roman Catholic
-	Brandon Heath	OL	Fr.	6-6/305	West Chester, Pa./Henderson
-	Michael Hirt	LB	Fr.	6-1/215	Pittsburgh, Pa./North Hills
-	Thomas Huff	DL	Fr.	6-3/245	Olny, Md./Sherwood
-	Leon Jackson	RB	Fr.	6-1/185	Jacksonville, Fla./Edward White
-	Rob Jones	WR	Fr.	5-10/170	Thonotosassa, Fla./Arwood
-	Bobby Kennedy	DL	Fr.	6-4/285	Newark, Del./Caravel
-	Erle Ladson	OL	Fr.	6-6/275	Bronx, N.Y./Cardinal Hayes
-	Cody Magill	TE	Fr.	6-4/250	Darnestown, Md./Quince Orchard
-	Mike Milburn	WR	Fr.	6-4/200	Bowie, Md./DeMatha
-	Lance Miller	DT	Fr.	5-10/315	Somers Point, N.J./Mainland Regional
-	Cazavious Ray	LB	Fr.	6-1/210	Sarasota, Fla./Booker
-	Trevor Sasek	QB	Fr.	6-6/205	Limerick, Pa./Spring-Ford
-	Carl Smith	LB	Fr.	6-1/205	Richmond, Va./Highland Springs
-	Irvin Titre	DL	Fr.	6-0/300	Riviera Beach, Fla./Dwyer
-	Ricky Tunstall	DB	Fr.	5-11/190	Glassboro, N.J./Glassboro

2009 TEAM INFORMATION

Total No. of Starters Returning: 12

Offense: 5

- WR - Mark Duncan
- WR - Martwain Johnston
- OL - Rob McDowell
- OL - Corey Nicholson
- OL - Kevin Uhl

Defense: 6

- DB - Tyrone Grant
- DB - Charles Graves
- LB - Andrew Harrison
- DL - Demetrius Hester
- DL - Matt Marcocelle
- DB - Anthony Walters

Special Teams: 1

- PK - Jon Striefsky

Total No. of Starters Lost: 12

Offense: 6

- TE - Robbie Agnone
- OL - Kheon Hendricks
- OL - Jon Herrman
- WR - Aaron Love
- QB - Robby Schoenhof
- RB - Jonathon Smith

Defense: 5

- DB - Fred Andrew
- LB - Brian Brown
- DL - Julian James
- LB - Erik Johnson
- DL - Ronald Talley

Special Teams: 1

- P - Stuart Kenworthy

Total No. of Letterwinners Returning: 38

Offense: 17

Defense: 20

Special Teams: 1

Total No. of Letterwinners Lost: 22

Offense: 13

Defense: 8

Special Teams: 1

NOTE: Special Teams include kickers and punters only.



delaware head coach k.c. keeler



2008



2004




2003



1998



delaware blue hens' all-star candidates



MARK DUNCAN
Senior - Wide Receiver
5-11 - 190 - Rockville, Md.

-- Fourth-year regular at wide receiver.
-- Team's top receiver in 2008 with 39 catches for 352 yards.
-- Team's active career leader in receptions (137/No. 9 all-time at UD) and yards (1,594/No. 12) and TDs (6).

-- Also returns kicks and averaged 19.8 yards per return in 2008.

DUNCAN'S CAREER STATS

YEAR	GP	No.	Yds	TD	Long	Avg/G	Avg/C
2006	9	28	326	0	51	36.22	11.64
2007	15	70	916	6	84	61.07	13.09
2008	12	39	352	0	38	29.33	9.03
Career	36	137	1594	6	84	44.28	11.64



MATT MARCORELLE
Senior - Linebacker
6-2 - 250 - Fort Pierce, Fla.

-- Fourth-year standout who will move from defensive end to middle linebacker this season.

-- Second Team All-Colonial Athletic Association in 2008.


-- Honorable Mention The Sports Network All-American in 2007.

-- Third Team All-CAA in 2007.

-- Team's active career leader with 15 sacks and 30.5 TFL.

MARCORELLE'S CAREER STATS

YEAR	GP	S-A-Tackles	SK/TFL	Int	PBU	FF/FR
2005	11	29-22-51	4.0/9.0	0	1	1/0
2006 (MR)	2	8-1-9	0.0/2.0	0	0	1/0
2007	14	42-22-64	8.0/15.0	0	1	5/2
2008	9	15-17-32	3.0/4.5	0	3	0/1
Career	36	94-62-156	15.0/30.5	0	5	7/3



CHARLES GRAVES
Senior - Defensive Back
6-0 - 195 - Raleigh, N.C.

-- Second Team Associated Press All-American in 2008.

-- College Sporting News Fabulous Fifty NCAA Division I FCS All-American Team in 2008.

-- First Team All-Colonial Athletic Association in 2008.


-- Blue Hen Touchdown Club Defensive Player of the Week - Massachusetts, Richmond, Villanova.

-- Led team in tackles with 78 and had eight- or-more stops six times.

-- Led team with five interceptions and also had five PB, two TFL, two QB, and two FR.

GRAVES' CAREER STATS

YEAR	GP	S-A-Tackles	SK/TFL	Int	PBU	FF/FR
2006	5	3-7-10	0.0/0.0	0	0	0/0
2007	14	44-31-75	0.0/0.5	1	4	1/0
2008	12	43-35-78	2.0/2.0	5	5	0/2
Career	31	90-73-163	2.0/2.5	6	9	1/2



ANTHONY WALTERS
Junior - Defensive Back
6-1 - 195 - Philadelphia, Pa.

-- Third-year starter.

-- Will move back to cornerback after moving over to free safety in 2008 due to injury to Anthony Bratton.

-- Three-time Blue Hen Touchdown Club Defensive Player of the Week in two seasons.

-- 65 career tackles ranked No. 3 on squad in 2008.

-- Team's active career leader in interceptions (7) and pass breakups (14).

WALTERS' CAREER STATS

YEAR	GP	S-A-Tackles	SK/TFL	Int	PBU	FF/FR
2007	15	49-14-63	1.0/7.5	3	9	1/2
2008	11	40-25-65	0.0/0.0	4	4	1/1
Career	26	89-39-128	1.0/7.5	7	13	2/3

2008 delaware blue hens review

2008 GAME-BY-GAME

Date	Time	Opponent	DEL		OPP		Offense					Defense				
			Att.	SN Coach	SN	Coach	Run	Pass	Total	Passes	TO	Run	Pass	Total	Passes	TO
A30	L 7-14	at Maryland [tv]	49119	9 8			121	128	249	14-23-2	2	271	126	397	11-21-2	2
S13	W 48-20	West Chester	22029	6 6			308	189	497	15-27-1	2	16	240	256	15-33-2	2
S20	L 20-23	at Furman	12781	6 6	24	23	148	246	394	22-39-4	5	83	263	346	17-30-1	3
S27	W 38-7	Albany	22196	17 12			226	181	407	11-17-1	1	57	93	150	11-22-1	1
O4	L 7-17	at Massachusetts [tv]	16422	16 14	18	12	127	40	167	5-15-1	1	194	265	459	19-33-3	4
O11	L 10-27	Maine [tv]	21302	24 20		rv	14	348	362	30-49-3	5	158	100	258	10-17-0	1
O18	L 3-27	William and Mary	21949	rv rv	rv	rv	100	45	145	10-24-1	1	118	338	456	26-38-1	3
O25	W 17-0	at Hofstra	3518	rv			180	77	257	8-11-0	1	108	71	179	11-28-2	2
N1	L 7-41	at James Madison [tv]	16810		1	1	94	75	169	7-12-0	3	309	76	385	10-16-0	0
N8	W 31-21	Towson	20720				210	225	435	19-30-1	1	-15	297	282	22-33-0	1
N15	L 14-31	at Richmond [tv]	6173		7	6	5	48	53	13-22-1	2	251	190	441	16-24-2	4
N22	L 7-21	Villanova [tv]	21457		6	7	38	137	175	12-31-2	2	317	60	377	11-19-0	1

INDIVIDUAL PASSING

Name	GP	Effic	Att-Cmp-Int	Pct	Yds	TD	Long	Avg/G
Robby Schoenhof	9	104.06	112-208-13	53.8	1278	7	44	142.0
Lou Ritacco	6	92.92	39-67-3	58.2	309	1	48	51.5
Robbie Agnone	12	95.44	9-17-0	52.9	86	0	25	7.2
Aaron Love	11	136.34	6-7-1	85.7	66	0	25	6.0
Sean Hakes	1	0.00	0-1-0	0.0	0	0	0	0.0
Total.....	12	101.49	166-300-17	55.3	1739	8	48	144.9
Opponents.....	12	115.29	179-314-14	57.0	2119	10	84	176.6

TEAM STATISTICS

	Delaware	Opponent
SCORING	210	249
Points Per Game	17.5	20.8
FIRST DOWNS	183	208
Rushing	95	101
Passing	77	94
Penalty	11	13
RUSHING YARDAGE	1571	1867
Yards gained rushing	1847	2186
Yards lost rushing	276	319
Rushing Attempts	444	479
Average Per Rush	3.5	3.9
Average Per Game	130.9	155.6
TDs Rushing	14	19
PASSING YARDAGE	1739	2119
Att-Comp-Int	300-166-17	314-179-14
Average Per Pass	5.8	6.7
Average Per Catch	10.5	11.8
Average Per Game	144.9	176.6
TDs Passing	8	10
TOTAL OFFENSE	3310	3986
Total Plays	744	793
Average Per Play	4.4	5.0
Average Per Game	275.8	332.2
KICK RETURNS: #-Yards	40-826	44-841
PUNT RETURNS: #-Yards	21-135	24-220
INT RETURNS: #-Yards	14-234	17-258
KICK RETURN AVERAGE	20.6	19.1
PUNT RETURN AVERAGE	6.4	9.2
INT RETURN AVERAGE	16.7	15.2
FUMBLES-LOST	18-9	18-10
PENALTIES-Yards	56-506	62-483
Average Per Game	42.2	40.2
PUNTS-Yards	65-2481	59-2203
Average Per Punt	38.2	37.3
Net punt average	33.6	34.0
TIME OF POSSESSION/Game	28:31	31:29
3RD-DOWN Conversions	62/167	59/165
3rd-Down Pct	37%	36%
4TH-DOWN Conversions	6/17	12/26
4th-Down Pct	35%	46%
SACKS BY-Yards	25-168	20-131
MISC YARDS	0	0
TOUCHDOWNS SCORED	27	33
FIELD GOALS-ATTEMPTS	7-13	7-13
ON-SIDE KICKS	0-0	0-0
RED-ZONE SCORES	24-35 69%	26-36 72%
RED-ZONE TOUCHDOWNS	18-35 51%	21-36 58%
PAT-ATTEMPTS	27-27 100%	28-32 88%
ATTENDANCE	129653	104823
Games/Avg Per Game	6/21609	6/17470
Neutral Site Games		0/0

INDIVIDUAL RUSHING

Name	GP	Att	Gain	Loss	Net	Avg	TD	Long	Avg/G
Junior Jabbie	7	90	416	20	396	4.4	3	23	56.6
Johnathon Smith	12	96	378	12	366	3.8	8	62	30.5
Phillip Thaxton	9	44	196	15	181	4.1	0	17	20.1
Kervin Michaud	7	42	192	24	168	4.0	0	37	24.0
Jerry Butler	12	42	179	17	162	3.9	2	53	13.5
Aaron Love	11	26	113	11	102	3.9	0	12	9.3
Robby Schoenhof	9	56	185	88	97	1.7	0	17	10.8
Jared Bradley	12	10	78	0	78	7.8	0	29	6.5
Mark Duncan	12	11	48	2	46	4.2	0	11	3.8
Lou Ritacco	6	11	40	25	15	1.4	0	31	2.5
Robbie Agnone	12	5	22	12	10	2.0	1	11	0.8
TEAM	7	8	0	10	-10	-1.2	0	0	-1.4
Sean Hakes	1	2	0	17	-17	-8.5	0	0	-17.0
Stuart Kenworthy	12	1	0	23	-23	-23.0	0	0	-1.9
Total.....	12	444	1847	276	1571	3.5	14	62	130.9
Opponents.....	12	479	2186	319	1867	3.9	19	51	155.6

INDIVIDUAL RECEIVING

Name	GP	No	Yds	Avg	TD	Long	Avg/G
Mark Duncan	12	39	352	9.0	0	38	29.3
Aaron Love	11	38	462	12.2	2	48	42.0
Kervin Michaud	7	19	166	8.7	1	25	23.7
Martwain Johnston	12	18	254	14.1	2	40	21.2
Robbie Agnone	12	16	161	10.1	2	20	13.4
Tommy Crosby	10	15	169	11.3	1	33	16.9
Phillip Thaxton	9	5	54	10.8	0	30	6.0
Junior Jabbie	7	5	41	8.2	0	16	5.9
Johnathon Smith	12	4	22	5.5	0	7	1.8
Jerry Butler	12	3	29	9.7	0	15	2.4
Mark Schenauer	10	3	22	7.3	0	11	2.2
Trevor Mooney	11	1	7	7.0	0	7	0.6
Total.....	12	166	1739	10.5	8	48	144.9
Opponents.....	12	179	2119	11.8	10	84	176.6

INDIVIDUAL DEFENSIVE LEADERS

No	Name	GP	Tackles			TFL/Yds	-Sacks- No-Yds	Pass Def		Fumbles		Blkd Kick	Saf
			Solo	Ast	Total			Int-Yds	BrUp	FR-Yds	FF		
30	Charles Graves	12	43	35	78	2.0-15	2.0-15	5-67	5	2-78	.	.	
40	Andrew Harrison	12	33	42	75	6.5-34	2.5-23	.	5	.	2	.	
9	Anthony Walters	11	40	25	65	.	.	4-37	4	1-2	1	.	
57	Erik Johnson	11	27	35	62	4.5-15	1.5-11	1-13	3	.	.	.	
56	Walter Blair	10	32	26	58	4.0-14	.	.	1	.	.	.	
51	Julian James	12	17	37	54	8.0-28	3.5-19	.	.	0--3	1	1	
6	Brian Brown	12	24	29	53	3.5-13	1.0-7	1-0	1	.	.	.	
37	Tyrone Grant	12	37	10	47	1.0-2	.	2-117	5	1-0	.	.	
99	Ronald Talley	11	14	32	46	8.0-29	3.5-20	.	.	.	1	.	
24	Fred Andrew	12	24	12	36	.	.	1-0	6	.	.	.	
	Total.....	12	449	407	856	64-253	25-168	14-234	39	10-136	9	4	
	Opponents.....	12	-	-	-	-	20-131	17-258	25	9-49	11	1	



2008



2004



2003



1998



hofstra pride

QUICK FACTS

Location _____ Hempstead, N.Y.
 Enrollment _____ 12,700
 Nickname _____ Pride
 Colors _____ Gold, White & Blue
 Website _____ www.gohofstra.com
 Stadium _____ James M. Shuart Stadium
 Stadium Capacity _____ 13,000
 Stadium Surface _____ Artificial Grass
 President _____ Stuart Rabinowitz
 Athletics Director _____ Jack Hayes
 Head Coach _____ Dave Cohen
 Head Coach Alma Mater, Year _____ C.W. Post, 1988
 Football Contact _____ Jim Sheehan, Senior Sports Information Director
 Football Contact Office Phone _____ 516-463-6764
 Lettermen Returning/Lost _____ 43/17
 Offensive Starters Returning/Lost _____ 9/2
 Defensive Starters Returning/Lost _____ 9/2
 2009 Fall Camp Reporting Date _____ August 10

HEAD COACH

Dave Cohen

Overall Record (Years)

13-21 (3 years)

Record at School (Years)

13-21 (3 years)



COACHING STAFF

Bill Durkin _____ Asst. Head Coach/Offensive Run-Game Coord./Offensive Line
 Dave Patenaude _____ Offensive Coordinator/Quarterbacks
 Rich Nagy _____ Defensive Coordinator/Linebackers
 Lyle Hemphill _____ Special Teams Coordinator/Defensive Backs
 Antonio Smikle _____ Running Backs
 Kevin Mapp _____ Defensive Line/Recruiting Coordinator
 Kahmal Roy _____ Wide Receivers
 Phil Armatas _____ Tight Ends
 Douglas Goodwin _____ Defensive Line Assistant
 Jack Mrozinski _____ Defensive Backs Assistant

2009 SCHEDULE

Date	Opponent	Location	Series Record
Sept. 5	STONY BROOK	Hempstead, N.Y.	12-0
Sept. 12	at Bryant	Smithfield, R.I.	First Meeting
Sept. 19	*at Richmond	Richmond, Va.	3-3
Sept. 26	at Western Michigan	Kalamazoo, Mich.	First Meeting
Oct. 3	*JAMES MADISON	Hempstead, N.Y.	2-6
Oct. 10	*MAINE	Hempstead, N.Y.	10-7
Oct. 17	*at Rhode Island	Kingston, R.I.	18-5
Oct. 24	*NEW HAMPSHIRE	Hempstead, N.Y.	5-7
Nov. 7	*at Delaware	Newark, Del.	5-12-1
Nov. 14	*at Northeastern	Brookline, Mass.	6-9
Nov. 21	*MASSACHUSETTS	Hempstead, N.Y.	6-6

2008 RESULTS -- 4-8, 2-6 CAA

Home Stadium: Shuart Stadium (13,000)

Home: 2-3 Away: 2-5 vs. Division: 2-3 vs. Top 25 (SN): 0-3
 Total Home Attendance: 18,022 Average Home Attendance: 3,604

Aug. 28	{rv/rv}	at Connecticut [ERT, SNY]	L 3-35	37,583
Sept. 13	{rv/rv}	Albany {rv/-}	L 16-22 (ot)	5,111
Sept. 20		Rhode Island	W 23-20	6,107
Sept. 26		at Stony Brook [MSG]	W 43-3	2,105
Oct. 4	{-/rv}	at James Madison {1/1}	L 0-56	16,109
Oct. 11		at Bucknell	W 45-31	2,444
Oct. 18		at Maine [WAB] {rv/rv}	L 40-41 (ot)	3,690
Oct. 25		Delaware {rv/-}	L 0-17	3,518
Nov. 1		at New Hampshire {9/8}	L 25-45	5,297
Nov. 8		Richmond {7/6}	L 14-34	1,766
Nov. 15		Northeastern	W 42-14	1,520
Nov. 22		at Massachusetts [CN8, YES] {rv/rv}	L 14-28	5,108


CAA Team's Coaches & Sports Network Rankings listed prior to Opponent/Opponent's Coaches & Sports Network Rankings listed after Opponent at time game was played



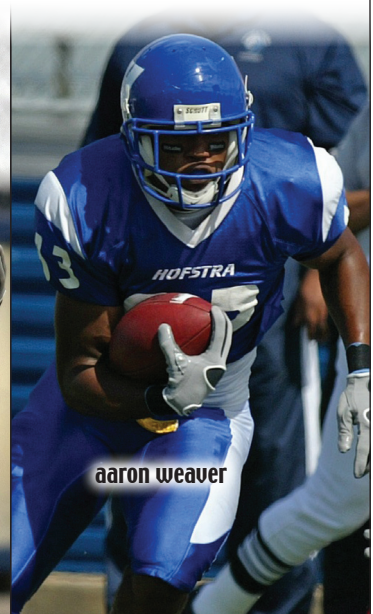
luke bonus



chris edmond



brock jackolski



aaron weaver



hofstra pride by the numbers...

2009 SPRING ROSTER

No.	Name	Pos.	Cl.	Ht./Wt.	Hometown/HS/Last School
1	Gerald Guerrier	WR	Jr.	5-9/187	Irvington, NJ/Irvington/New Mexico State
4	Jeff Aime	DB	Jr.	5-9/203	Queens Village, NY/St. Francis Prep
5	Cory Christopher	QB	Sr.	6-1/230	Miami, FL/American/Nassau CC
6	Coy Glass	QB	Jr.	6-3/210	Redlands, CA/Redlands/Riverside CC
8	Ray McDonough	DB	Sr.	6-0/187	Los Angeles, CA/St. Francis/Glendale CC
9	Leslie Jackman	DB	Sr.	5-11/179	Freeport, NY/Freeport/Rutgers U.
10	Deron Mayo	DE	Jr.	5-11/200	Hampton, VA/Kecoughtan
11	Said Gaida	LB	Jr.	5-10/211	Bloomfield, NJ/Bloomfield
12	Shane Casciano	P	Sr.	6-0/200	Allentown, PA/Central Catholic
13	Garrett Heron	DB	Jr.	5-9/178	South Orange, NJ/Columbia
14	Joe Sidaras	QB	RFr.	6-3/218	Mastic Beach, NY/William Floyd
15	Derek Benson	WR	Sr.	6-1/195	West Hartford, CT/The Hun School (NJ)/Purdue U.
16	Steve Probst	QB	So.	6-4/200	North Massapequa, NY/Farmingdale
17	Kevin Smith	DE	Sr.	6-2/230	Miami, FL/Coral Reef/Western Michigan U.
18	Darren Brownlee	WR	Sr.	6-1/192	Boys, MD/Northwest/West Virginia U.
19	Luqman Abdallah	DT	Sr.	6-4/305	Trenton, NJ/The Hun School/Univ. of Miami (FL)
22	Chris Griffin	SS	So.	6-1/180	Miami, FL/Coral Reef
23	Gregory Melendez	DB	So.	6-1/196	Brooklyn, NY/Canarsie
24	Basim Hudeen	LB	So.	5-10/220	Elizabeth, NJ/Elizabeth
25	Darryl Kornegay	DE	Jr.	6-3/248	Burtonsville, MD/Springbrook
26	Everette Benjamin	FB	Jr.	6-1/211	Massapequa, NY/Amityville Memorial
27	Jaron McNeill	CB	Jr.	5-9/176	Brooklyn, NY/Christ the King
28	Paul Leslie	DB	So.	5-8/160	Montgomeryville, PA/North Penn/Boise State
29	Dontavious Johnson	DB	RFr.	5-10/160	West Palm Beach, FL/Palm Beach Lakes
30	Brock Jackolski	RB	So.	5-11/188	Shirley, NY/William Floyd
31	Kwabena Asante	RB	So.	5-11/200	Westbury, NY/Hicksville
32	Devin Pruet	DB	Jr.	5-10/180	Bakersfield, CA/Liberty/Bakersfield College/South Dakota State
34	Paul Abolo	DB	Jr.	5-10/195	Inglewood, CA/Inglewood/Humboldt State/Nassau CC
35	Keith Ferrara	DB	So.	5-10/179	Glendale, NY/St. Francis Prep
37	Chris Betz	LB	Jr.	5-10/209	Chatham, NJ/Chatham
38	Kenny Munson	WR	RFr.	5-10/185	Staten Island, NY/Tottenville/Naval Academy Prep
40	Vaughn Davis	WR	Jr.	6-1/207	Palm Bay, FL/Campus Magnet (NY)/Hancock CC (CA)
41	Chris Edmond	LB	So.	6-0/205	Freeport, NY/Freeport/Nassau CC
42	Rashad Swanson	LB	Sr.	5-11/188	Antioch, CA/Dea Valley/City College of S.F.
43	Henry Greco	K	Sr.	5-8/160	Franklin Square, NY/Valley Stream North/Nassau CC
44	Luke Bonus	LB	Sr.	5-10/205	Medford Lakes, NJ/Shawnee
45	Tressor Baptiste	LB	Jr.	6-1/220	Staten Island, NY/Curtis/Lackawanna College
47	Roger Williams	K	So.	6-2/215	Mandeville, LA/Yarmouth (MA) Regional
48	Schamgar Cenat	DB	Sr.	6-3/200	Queens Village, NY/Bayside/Nassau CC
49	Brian Hanly	K/P	So.	6-1/175	Wyckoff, NJ/Don Bosco Prep
51	Chris Thomas	LB	RFr.	6-1/200	Staten Island, NY/Curtis
52	Bill Torre	LS	Jr.	6-0/205	Calverton, NY/Riverhead
54	John Perla	OL	So.	6-2/232	North Babylon, NY/North Babylon
55	Anthony Polo	LB	RFr.	5-11/204	Wantagh, NY/Wantagh
56	Ronnie Cameron	DE	So.	6-3/245	Westbury, NY/Holy Trinity
59	Julian Flamer	OL	RFr.	6-0/270	Charlotte, NC/Country Day School
60	Tom Ottaiano	OG	Jr.	6-0/271	East Hanover, NJ/Hanover Park
63	Andrew Nelson	DL	Jr.	6-3/259	Uniondale, NY/Uniondale
66	Zachary Carney	DT	Jr.	6-4/260	Wynatskill, NY/Blair Academy
67	Jaren Harrell	OL	Jr.	6-2/275	Quartz Hill, CA/Quartz Hill
68	Derek Moore	OT	So.	6-3/263	Granville, OH/Newark Catholic/Fork Union
70	Mike Trice	OG	Sr.	6-5/357	Hempstead, NY/Holy Trinity
71	Brian Frederick	OL	Jr.	6-4/264	Dracut, MA/Dracut/Bridgton Academy
72	Kevin Brown	OL	So.	6-3/269	Brooklyn, NY/Canarsie
74	Jordy Paulemon	OL	RFr.	6-3/291	Brentwood, NY/Brentwood
75	Jimmy Mangiero	C	Sr.	6-2/275	Bloomington, IN/Bloomington South
77	Armand Poole	OT	Jr.	6-2/274	Grayson, GA/Grayson
78	Roland Massimino	OL	So.	6-1/255	Lake Barrington, IL/Barrington
79	David Spanich	OG	Sr.	6-3/275	Coral Springs, FL/Cardinal Gibbons
80	Nicholas Talbert	WR	Fr.	6-4/220	Hartford, CT/Weaver
82	Anthony Nelson	WR	Jr.	5-10/179	Wellington, FL/Glades Day School
83	Aaron Weaver	WR	Jr.	6-2/211	Freeport, NY/Baldwin
84	Jose Cruz	TE	Jr.	6-5/235	Johnstown, PA/Bishop McCourt/Akron
86	Brad Hilovsky	WR	So.	6-0/175	Millsboro, DE/Sussex Central
87	David Wilson	TE	So.	6-6/210	Serone, PA/Upper Darby/Delaware County CC
88	Christian Dennis	WR	So.	6-0/194	Ponte Vedra, FL/Nease
89	Patrick Jaramillo	WR	So.	6-1/207	Teaneck, NJ/Teaneck
90	Quincy Barr	DL	So.	6-4/230	Brandon, FL/Riverview
91	Johnny Hartsfield	DL	RFr.	6-3/240	St. Petersburg, FL/Boca Ciega
94	Joe Akabalu	DE	Sr.	6-1/247	Brentwood, NY/Brentwood
95	Al Carmody	DE	Sr.	6-3/247	Wilton Manors, FL/St. Thomas Aquinas
97	Omar Jacobs	DL	Jr.	6-2/256	Oakland, CA/Skyline/Laney College

2009 TEAM INFORMATION

Total No. of Starters Returning: 20

Offense: 9

- FB - Everette Benjamin
- OL - Brian Frederick
- OL - Jaren Harell
- TB - Brock Jackolski
- OL - Derek Moore
- OL - Armand Poole
- QB - Steve Probst
- OL - David Spanich
- WR - Aaron Weaver

Defense: 9

- LB - Luke Bonus
- LB - Chris Edmond
- LB - Said Gaida
- DB - Leslie Jackman
- DL - Deron Mayo
- DB - Ray McDonough
- DB - Gregory Melendez
- DL - Andrew Nelson
- DL - Kevin Smith

Special Teams: 2

- P - Shane Casciano
- PK - Roger Williams

Total No. of Starters Lost: 4

Offense: 2

- WR - Ottis Lewis
- TE - Phil Riley

Defense: 2

- DL - Larry Abiola
- DB - Nick Altomare

Special Teams: 0

Total No. of Letterwinners Returning: 43

Offense: 20

Defense: 19

Special Teams: 4

Total No. of Letterwinners Lost: 17

Offense: 8

Defense: 9

Special Teams: 0

NOTE: Special Teams include kickers and punters only.



hofstra head coach dave cohen



2008



2004




2003



1998



hofstra pride all-star candidates



LUKE BONUS

Senior - Linebacker
5-10 - 205 - Medford Lakes, N.J.

-- A fourth-year starter at linebacker who has started 33 of the 34 games .

-- Earned First Team All-CAA honors.

-- Led the team in tackles with 96 including 42 solo stops in 2008. Also posted 6.5 tackles for losses of 312 yards and 2.5 sacks for 20 yards.

-- Ranked eighth in the CAA (8.0) and 83rd in the FCS in tackles last season.

BONUS' CAREER STATS

YEAR	GP	S-A-Tackles	SK/TFL	Int	PBU	FF/FR
2006	11	37-60-97	2.0/8.5	1	4	2/2
2007	11	42-42-84	0.0/4.5	0	6	0/0
2008	12	42-54-96	2.5/6.5	0	1	2/2
Career	34	121-156-277	4.5/19.5	1	11	4/4



BROCK JACKOLSKI

Soph. - Running Back
5-11 - 188 - Shirley, N.Y.

-- Played in 11 games and started seven as a true-freshman in 2008.

-- Was second on the team in rushing with 541 yards on 86 carries for team-highs of 6.3 yards per rush and eight touchdowns.

-- Caught 14 passes for 111 yards and a 7.9 yards per catch average last season.

-- Returned 23 kickoffs for 548 yards and a 23.8 yards per return average in 2008.

-- Led the team in all-purpose yards average, picking up 1,200 yards for a 109.1 yards per contest mark last season.

-- Ranked second in the CAA and 38th in the FCS in kickoff returns (23.8) and seventh in the CAA and 76th in the FCS in all-purpose yards (109.1) following the 2008 season.

JACKOLSKI'S CAREER STATS

YEAR	GP	No.	Yds	TD	Long	Avg/G	Avg/C
2008	11	86	541	8	78	49.18	6.29
Career	11	86	541	8	78	49.18	6.29



CHRIS EDMOND

Soph. - Linebacker
6-0 - 205 - Freeport, N.Y.

-- Returns as a second year starter but is expected to move back to the secondary from linebacker where he played during the 2008 season.

-- Was third on the team in tackles with 71 including 37 solo stops last season. Also tallied four tackles for losses of 28 yards had one interception for six yards.

-- Led the team with three fumble recoveries.

-- Ranked 30th in the CAA in tackles per game with a 5.9 average.

EDMOND'S CAREER STATS

YEAR	GP	S-A-Tackles	SK/TFL	Int	PBU	FF/FR
2008	12	37-34-71	0.0/4.0	1	1	1/3
Career	12	37-34-71	0.0/4.0	1	1	1/3



AARON WEAVER

Junior - Wide Receiver
6-2 - 211 - Freeport, N.Y.

-- Returns as a second-year starter at wide receiver for the Pride.

-- Earned Second Team All-CAA honors in 2008.

-- Led the Pride in receiving with 70 receptions for 595 yards and four touchdowns, kickoff returns with 557 yards on 21 returns for a 26.5 average and all-purpose yards (1,229) -- all as a sophomore in 2008.

-- Ranked second in the CAA and 28th in the FCS in receptions per game (5.83), was ninth in the league and 87th in the FCS in all-purpose yards (102.4) and was ninth in the conference in receiving yards per game (49.6) following the 2008 season.

WEAVER'S CAREER STATS

YEAR	GP	No.	Yds	TD	Long	Avg/G	Avg/C
2007	4	2	24	0	21	6.00	12.00
2008	12	70	595	4	22	49.58	8.50
Career	16	72	619	4	22	38.69	8.60



2008 hofstra pride review

2008 GAME-BY-GAME

Date	Time	Opponent	Att.	HOF		OPP		Offense					Defense				
				SN	Coach	SN	Coach	Run	Pass	Total	Passes	TO	Run	Pass	Total	Passes	TO
A28	L 3-35	at Connecticut [tv]	37583	rv	rv			40	130	170	17-28-2	3	218	233	451	18-30-3	5
S13	L 16-22 (ot)	Albany	5111	rv	rv	rv		132	272	404	27-39-0	0	207	102	309	10-22-0	0
S20	W 23-20	Rhode Island	6107					211	265	476	25-36-0	1	93	248	341	18-32-2	3
S26	W 43-3	at Stony Brook [tv]	2105					155	161	316	15-24-0	0	72	139	211	12-27-2	4
O4	L 0-56	at James Madison	16109		rv	1	1	67	128	195	21-34-2	2	279	96	375	8-14-0	1
O11	W 45-31	at Bucknell	2444					319	148	467	15-22-1	2	229	119	348	11-22-1	3
O18	L 40-41 (ot)	at Maine [tv]	3690			rv	rv	217	194	411	21-31-1	1	286	155	441	8-14-0	2
O25	L 0-17	Delaware	3518			rv		108	71	179	11-28-2	2	180	77	257	8-11-0	1
N1	L 25-45	at New Hampshire	5297			9	8	149	190	339	24-43-5	7	138	140	278	14-24-1	2
N8	L 14-34	Richmond	1766			7	6	66	222	288	21-34-1	1	302	158	460	11-20-0	0
N15	W 42-14	Northeastern	1520					342	181	523	16-23-0	2	74	97	171	17-29-2	3
N22	L 14-28	at Massachusetts [tv]	5108			rv	rv	203	152	355	16-24-2	5	236	79	315	13-18-1	1

INDIVIDUAL PASSING

Name	GP	Effic	Att-Cmp-Int	Pct	Yds	TD	Long	Avg/G
Cory Christopher	7	118.89	127-190-6	66.8	1163	4	30	166.1
Steve Probst	6	108.81	102-170-10	60.0	951	7	27	158.5
TEAM	8	0.00	0-6-0	0.0	0	0	0	0.0
Total.....	12	112.26	229-366-16	62.6	2114	11	30	176.2
Opponents.....	12	113.43	148-263-12	56.3	1643	11	51	136.9

TEAM STATISTICS

	Hofstra	Opponent
SCORING	265	346
Points Per Game	22.1	28.8
FIRST DOWNS	244	212
Rushing	115	119
Passing	119	77
Penalty	10	16
RUSHING YARDAGE	2009	2314
Yards gained rushing	2356	2655
Yards lost rushing	347	341
Rushing Attempts	498	463
Average Per Rush	4.0	5.0
Average Per Game	167.4	192.8
TDs Rushing	22	32
PASSING YARDAGE	2114	1643
Att-Comp-Int	366-229-16	263-148-12
Average Per Pass	5.8	6.2
Average Per Catch	9.2	11.1
Average Per Game	176.2	136.9
TDs Passing	11	11
TOTAL OFFENSE	4123	3957
Total Plays	864	726
Average Per Play	4.8	5.5
Average Per Game	343.6	329.8
KICK RETURNS: #-Yards	56-1289	48-975
PUNT RETURNS: #-Yards	13-47	14-122
INT RETURNS: #-Yards	12-161	16-328
KICK RETURN AVERAGE	23.0	20.3
PUNT RETURN AVERAGE	3.6	8.7
INT RETURN AVERAGE	13.4	20.5
FUMBLES-LOST	25-10	26-13
PENALTIES-Yards	77-626	55-427
Average Per Game	52.2	35.6
PUNTS-Yards	45-1507	43-1657
Average Per Punt	33.5	38.5
Net punt average	29.9	32.3
TIME OF POSSESSION/Game	33:37	26:23
3RD-DOWN Conversions	75/174	56/137
3rd-Down Pct	43%	41%
4TH-DOWN Conversions	14/30	8/21
4th-Down Pct	47%	38%
SACKS BY-Yards	13-98	29-166
MISC YARDS	-19	10
TOUCHDOWNS SCORED	34	47
FIELD GOALS-ATTEMPTS	11-18	6-7
ON-SIDE KICKS	0-1	0-1
RED-ZONE SCORES	34-49 69%	40-46 87%
RED-ZONE TOUCHDOWNS	26-49 53%	35-46 76%
PAT-ATTEMPTS	22-29 76%	44-46 96%
ATTENDANCE	18022	72336
Games/Avg Per Game	5/3604	7/10334
Neutral Site Games		0/0

INDIVIDUAL RUSHING

Name	GP	Att	Gain	Loss	Net	Avg	TD	Long	Avg/G
Everette Benjamin	12	135	655	25	630	4.7	5	25	52.5
Brock Jackolski	11	86	551	10	541	6.3	8	78	49.2
Steve Probst	6	74	340	49	291	3.9	1	16	48.5
Cory Christopher	7	106	435	163	272	2.6	5	25	38.9
Kwabena Asante	9	38	126	21	105	2.8	0	18	11.7
Justine Buries	3	17	90	0	90	5.3	0	15	30.0
Aaron Weaver	12	19	71	10	61	3.2	2	18	5.1
Deron Mayo	12	3	38	0	38	12.7	0	20	3.2
Ray Bennett	9	9	41	4	37	4.1	1	19	4.1
Jeff Aime	9	1	4	0	4	4.0	0	4	0.4
Leslie Jackman	12	1	3	0	3	3.0	0	3	0.2
Larry Gaskins	1	2	2	1	1	0.5	0	2	1.0
Anthony Nelson	8	1	0	0	0	0.0	0	0	0.0
Roger Williams	11	1	0	8	-8	-8.0	0	0	-0.7
Phil Riley	12	1	0	25	-25	-25.0	0	0	-2.1
TEAM	8	4	0	31	-31	-7.8	0	0	-3.9
Total.....	12	498	2356	347	2009	4.0	22	78	167.4
Opponents.....	12	463	2655	341	2314	5.0	32	71	192.8

INDIVIDUAL RECEIVING

Name	GP	No	Yds	Avg	TD	Long	Avg/G
Aaron Weaver	12	70	595	8.5	4	22	49.6
Anthony Nelson	8	35	314	9.0	1	30	39.2
Ottis Lewis	7	28	324	11.6	2	30	46.3
Everette Benjamin	12	26	230	8.8	2	22	19.2
Darren Brownlee	12	17	138	8.1	0	22	11.5
Christian Dennis	11	15	153	10.2	1	25	13.9
Phil Riley	12	14	117	8.4	1	16	9.8
Brock Jackolski	11	14	111	7.9	0	16	10.1
Derek Benson	11	5	62	12.4	0	23	5.6
Mike Denimarck	11	2	47	23.5	0	27	4.3
Justine Buries	3	1	17	17.0	0	17	5.7
Ray Bennett	9	1	7	7.0	0	7	0.8
David Spanich	10	1	-1	-1.0	0	0	-0.1
Total.....	12	229	2114	9.2	11	30	176.2
Opponents.....	12	148	1643	11.1	11	51	136.9

INDIVIDUAL DEFENSIVE LEADERS

Name	GP	Tackles			TFL/Yds	-Sacks- No-Yds	Pass Def		Fumbles		Blkd Kick	Saf
		Solo	Ast	Total			Int-Yds	BrUp	FR-Yds	FF		
44 Luke Bonus	12	42	54	96	6.5-31	2.5-20	.	1	2-0	2	.	.
23 Greg Melendez	12	33	39	72	.	.	.	3	.	1	.	.
41 Chris Edmond	12	37	34	71	4.0-28	.	1-6	1	3-4	1	.	.
20 Nick Altomare	12	34	23	57	4.0-15	.	3-8	8	.	1	.	.
8 Ray McDonough	12	29	27	56	1.0-2	.	4-78	7	1-0	2	.	.
11 Said Gaida	12	17	33	50	3.5-11	1.5-4	.	1
9 Leslie Jackman	12	26	17	43	2.0-4	.	2-53	3	1-60	2	.	.
24 Basim Hudeen	10	15	18	33	1	.	.
10 Deron Mayo	12	20	13	33	2.0-3	.	1-0	3
1 Anthony Vernaglia	12	11	18	29	3.0-21	2.0-19	1-16	2	1-0	.	.	.
Total.....	12	382	418	800	56-264	13-98	12-161	32	13-73	14	.	.
Opponents.....	12	-	-	-	-	29-166	16-328	30	10-30	9	5	1



2008



2004



2003



1998



james madison dukes

QUICK FACTS

Location _____ Harrisonburg, Va.
 Enrollment _____ 17,500
 Nickname _____ Dukes
 Colors _____ Purple & Gold
 Website _____ www.jmsports.com
 Stadium _____ Bridgeforth Stadium
 Stadium Capacity _____ 15,500
 Stadium Surface _____ Artificial Grass
 President _____ Dr. Linwood H. Rose
 Athletics Director _____ Jeff Bourne
 Head Coach _____ Mickey Matthews
 Head Coach Alma Mater, Year _____ West Texas State, 1976
 Football Contact _____ Gary Michael, Director of Sports Media Relations
 Football Contact Office Phone _____ 540-568-6154
 Lettermen Returning/Lost _____ 51/18
 Offensive Starters Returning/Lost _____ 7/4
 Defensive Starters Returning/Lost _____ 6/5
 2009 Fall Camp Reporting Date _____ TBD



HEAD COACH
Mickey Matthews



Overall Record (Years)
76-46 (10 years)

Record at School (Years)
76-46 (10 years)

COACHING STAFF

Jeff Durden _____ Asst. Head Coach/Offensive Coordinator/Quarterbacks
 Kyle Gillenwater _____ Defensive Coordinator/Linebackers
 Josh Haymore _____ Tight Ends
 Chris Malone _____ Offensive Line
 J.C. Price _____ Defensive Run Coordinator/Defensive Line
 Ulrick Edmonds _____ Running Backs
 Clayton Matthews _____ Wide Receivers/Kickers
 Mark Hendricks _____ Cornerbacks
 Mo Linqvist _____ Safeties
 Isai Bradshaw _____ Defensive Line Assistant

2009 SCHEDULE

Date	Opponent	Location	Series Record
Sept. 12	at Maryland	College Park, Md.	0-1
Sept. 19	VMI	Harrisonburg, Va.	9-3
Sept. 26	at Liberty	Lynchburg, Va.	9-5
Oct. 3	*at Hofstra	Hempstead, N.Y.	6-2
Oct. 10	*RICHMOND	Harrisonburg, Va.	12-14
Oct. 17	*VILLANOVA	Harrisonburg, Va.	10-7
Oct. 24	*at William and Mary	Williamsburg, Va.	17-14
Oct. 31	*at Delaware	Newark, Del.	7-11
Nov. 7	*MAINE	Harrisonburg, Va.	8-4
Nov. 14	*at Massachusetts	Amherst, Mass.	5-7-1
Nov. 21	*TOWSON	Harrisonburg, Va.	15-5-1


2008 RESULTS -- 12-2, 8-0 CAA

Home Stadium: Bridgeforth Stadium (15,500)

Home: 8-1 Away: 4-1 vs. Division: 5-0 vs. Top 25 (SN): 7-1
 Total Home Attendance: 138,259 Average Home Attendance: 15,362

Aug. 30	{6/3}	at Duke	L 7-31	32,571
Sept. 6	{8/8}	North Carolina Central	W 56-7	15,518
Sept. 13	{7/7}	Massachusetts [CN8, CSS] {3/5}	W 52-38	15,747
Sept. 20	{5/5}	Appalachian State [CN8] {1/1}	W 35-32	17,163
Sept. 27	{2/1}	at Maine [WABI, VALY]	W 24-10	3,188
Oct. 4	{1/1}	Hofstra {-/rv}	W 56-0	16,109
Oct. 11	{1/1}	at Richmond [CSN, CSS] {5/5}	W 38-31	16,151
Oct. 25	{1/1}	at Villanova [CN8, CSS] {7/9}	W 23-19	6,721
Nov. 1	{1/1}	Delaware [CN8] {-/rv}	W 41-7	16,810
Nov. 15	{1/1}	William and Mary {12/15}	W 48-24	14,330
Nov. 22	{1/1}	at Towson	W 58-27	5,575
Nov. 29	{1/1}	Wofford {8/9}	W 38-35	12,826
Dec. 6	{1/1}	Villanova [ESPNGP, E360] {6/7}	W 31-27	13,780
Dec. 12	{1/1}	Montana [ESPN2, ESPN2HD, E360] {5/5}	L 27-35	15,976

CAA Team's Coaches & Sports Network Rankings listed prior to Opponent/Opponent's Coaches & Sports Network Rankings listed after Opponent at time game was played



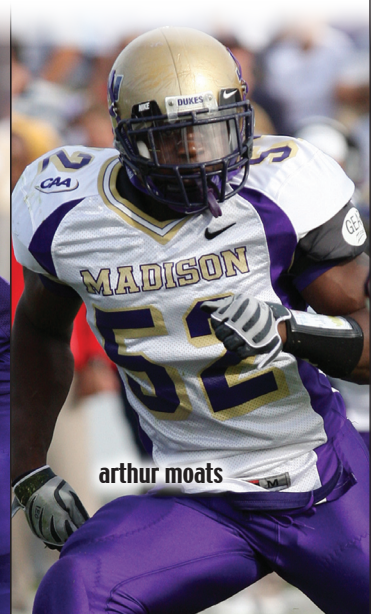
dorian brooks



sam daniels



scotty mcgeee



arthur moats

james madison dukes by the numbers...

2009 SPRING ROSTER

No.	Name	Pos.	Cl.	Ht./Wt.	Hometown/HS/Last School
1	Jamaris Sanders	WS	Sr.	5-10/180	Newport News, Va./Warwick
5	Bosco Williams	WR	Sr.-r	6-2/220	Clifton Forge, Va./Alleghany
6	Vidal Nelson	LB	So.-r	5-11/205	Virginia Beach, Va./Kellam
8	Rockeyed McCarter	WR	Sr.	6-3/215	Philadelphia, Pa./Roman Catholic
9	Drew Dudzik	QB	Jr.-r	6-1/195	Clifton, Va./Centreville
12	Mike Allen	CB	So.-r	6-0/175	Powhatan, Va./Blessed Sacrament Huguenot
13	Gerrren Griffin	FS	Sr.-r	6-1/200	Fairburn, Ga./Sandy Creek
16	Aaron Butler	QB	So.-r	6-0/180	Clearbrook, Va./James Wood
17	Griff Yancey	TB	Jr.-r	5-10/195	Glen Allen, Va./Hermitage
18	Justin Thorpe	QB	Fr.-r	6-2/215	Richmond, Va./Varina
19	Scotty McGee	CB	Sr.-r	5-9/180	Virginia Beach, Va./Ocean Lakes
21	Jon Rose	TB	So.-r	5-10/180	Amherst, Va./Amherst
22	Corwin Acker	TB	So.	5-10/200	Landover, Md./Blake
23	Kerby Long	WR	So.-r	5-11/180	Arlington, Va./Yorktown/Fork Union
24	Pat Williams	SS	So.-r	6-1/205	Virginia Beach, Va./First Colonial
25	Markus Hunter	LB	So.-r	5-9/195	High Point, N.C./Southwest Guilford
26	Marcus Turner	WR	Jr.-r	6-1/175	Berlin, N.J./Eastern
27	Taveion Cuffee	CB	So.	5-11/180	Virginia Beach, Va./First Colonial/Fork Union
28	Josh Baird	WS	Sr.-r	5-10/180	Gainesville, Va./Stonewall Jackson
29	Lee Reynolds	TB	Fr.-r	5-10/175	Baltimore, Md./Baltimore Poly Tech
30	Scott Noble	TB	So.-r	5-11/205	Baltimore, Md./Franklin
31	Matt Goff	P	Jr.-r	6-0/190	Fairfax, Va./Robinson
32	Jon Williams	WS	So.-r	6-0/190	Ridgeway, Va./Magna Vista
35	Donnell Brown	FB	Jr.-r	5-10/265	Chesapeake, Va./Hickory
36	Dixon Wright	PK	So.-r	5-11/180	Crossnore, N.C./Avery County
38	Jermaine Minerve	FS	Fr.-r	6-2/190	Elberon, Va./Surry
39	Aaron Harper	DE	Fr.-r	6-2/210	Fredericksburg, Va./Courtland
41	Andy Smith	P	So.-r	6-2/180	Remington, Va./Liberty
42	Brandon Randolph	FS	Sr.-r	6-0/195	Richmond, Va./Lee-Davis
43	Josh Johnson	LB	Fr.-r	6-2/220	Forestville, Md./St. John's/Fork Union
44	Charlie Newman	TE	So.	6-2/240	Harrisonburg, Va./Turner Ashby
45	Colin Fitz-Maurice	LB	So.-r	6-1/200	Newtown, Pa./Council Rock North
46	Chris Beaver	LS	Fr.-r	6-2/240	Mooreville, N.C./Mooreville
47	Jamie Veney	LB	So.	6-3/215	Kilmarnock, Va./Lancaster/Fork Union
48	Jamal Sullivan	TB	Jr.-r	5-9/205	Ruther Glen, Va./Caroline
50	Chase Williams	LB	Fr.-r	5-11/220	Gaithersburg, Md./Northwest
51	Jonas Rawlins	DE	Jr.-r	6-2/200	Salem, Va./Salem
52	Arthur Moats	DE	Sr.	6-2/240	Portsmouth, Va./Churchland
53	Dorian Brooks	OG	Sr.-r	6-3/285	Richmond, Va./Highland Springs
55	Roane Babington	OG	So.-r	6-2/280	Staunton, Va./Robert E. Lee
57	Jerald Brown	OT	Jr.-r	6-4/245	Lynchburg, Va./E.C. Glass
58	Sam Daniels	DT	Sr.-r	6-1/270	Portsmouth, Va./Woodrow Wilson
59	Brandon Monroe	OT	Jr.-r	6-2/275	Virginia Beach, Va./Landstown
64	Karl von Allmen	OT	Fr.-r	6-5/270	Chapel Hill, N.C./Chapel Hill
65	Lucas Peterson	DT	Sr.-r	6-2/295	Wallace, Mich./Stephenson/N. Michigan
69	Donny Smith	OC	Sr.-r	6-1/290	Sterling, Va./Park View/West Virginia
70	Earl Watford	DT	Fr.-r	6-5/260	Philadelphia, Pa./Simon Gratz
71	Chris Clarke	OT	Sr.-r	6-2/260	Williamsburg, Va./Bruton
72	Richard Williams	OG	Fr.-r	6-3/300	Danville, Va./George Washington
73	Lue Akuak	OT	Fr.-r	6-2/270	Fort Belvoir, Va./Hayfield/Fork Union
75	Brett Ainsley	OC	Jr.-r	6-3/275	Chesapeake, Va./Western Branch
76	Theo Sherman	OT	Jr.-r	6-4/300	Danville, Va./Chatham
77	Dominique White	DT	Sr.-r	5-8/290	Hampton, Va./Hampton
78	Arthur Walker	OG	Jr.-r	6-3/325	Newport News, Va./Heritage
79	Ryan Flanagan	OT	Jr.-r	6-6/285	West Chester, Pa./West Chester East
81	Bill Roman	LB	So.	6-0/205	Anandale, N.J./St. Peter's Prep
82	Steve Yakopec	WR	Fr.-r	6-1/165	Lower Burrell, Pa./Burrell
83	Marcus Charity	WR	Sr.-r	6-1/180	Richmond, Va./Varina
84	Brian Barlow	TE	Fr.-r	6-4/225	Stephens City, Va./Sherando
85	Mike Caussin	TE	Sr.-r	6-5/230	Springfield, Va./West Springfield
86	Jason Dosh	TE	Jr.-r	6-5/240	Glen Allen, Va./Benedictine
88	Julius Graves	WR	So.-r	5-9/185	Reidsville, N.C./Reidsville
89	Doug McNeil	WR	So.-r	6-3/195	Baltimore, Md./New Town
90	Greg Woodson	DE	So.-r	6-3/230	Mechanicsville, Va./Atlee
91	D.J. Bryant	DE	So.-r	6-3/230	Baltimore, Md./Randallstown
92	Austin Tuell	DT	Fr.-r	6-3/250	Gainesville, Va./Battlefield
93	Ronnell Brown	DT	Jr.-r	6-2/260	Chesapeake, Va./Hickory
94	Max Alexandre	DT	So.-r	6-4/235	Port St. Lucie, Fla./West Centennial
96	Andrew Holmes	TE	Fr.-r	6-5/220	Midlothian, Va./James River
97	Matt Mares	P	Fr.-r	6-2/180	Williamsburg, Va./Lafayette
	Nick Emmons	DL	Sr.	6-4/240	Corvallis, Ore./Corvallis/Army
	Jon Sharp	TE	Fr.	6-3/225	Pittsburgh, Pa./Plum Senior/Fork Union
	Ryan Smith	CB	Fr.-r	5-9/180	Ashland, Va./Patrick Henry/Marshall

2009 TEAM INFORMATION

Total No. of Starters Returning: 13

Offense: 7

..... OL - Dorian Brooks

..... TE - Mike Caussin

..... WR - Rockeyed McCarter

..... TE-FB - Charlie Newman

..... OL - Theo Sherman

..... OL - Arthur Walker

..... WR - Bosco Williams

Defense: 6

..... DL - Sam Daniels

..... DB - Gerren Griffin

..... DL - Arthur Moats

..... LB - Vidal Nelson

..... LB - Jamie Veney

..... DB - Pat Williams

Special Teams: 0

Total No. of Starters Lost: 11

Offense: 4

..... OL - Terrence Apted

..... TB - Eugene Holloman

..... QB - Rodney Landers

..... OL - Scott Lemn

Defense: 5

..... DL - Hassan Abdul-Wahid

..... DB - Marcus Heywood

..... DB - Evan McCollough

..... DB - Darrieus Ramsey

..... DL - J.D. Skolnitsky

Special Teams: 2

..... P - Jason Pritchard

..... PK - Dave Stannard

Total No. of Letterwinners Returning: 51

Offense: 28

Defense: 20

Special Teams: 3

Total No. of Letterwinners Lost: 18

Offense: 7

Defense: 9

Special Teams: 2

NOTE: Special Teams include kickers and punters only.



james madison head coach mickey matthews



2008



2004



2003



1998



james madison dukes' all-star candidates



DORIAN BROOKS

Senior - Offensive Lineman
6-3 - 285 - Richmond, Va.

-- Three-year letterman and third-year starter.

-- Leading returner from JMU's 2008 offensive line which helped the 12-2 Dukes average 38.1 points and 401.4 yards of total offense (282.8 rushing, 118.6 passing) per game.

-- Among three returning starters on the offensive front for JMU.

-- Honorable Mention All-America by The Sports Network and Second Team All-CAA in 2008.

-- Has started each of JMU's games during the last two seasons, 26 consecutive starts.



SCOTTY MCGEE

Senior - Defensive Back/
Kick Returner
5-9 - 180 - Virginia Beach, Va.

-- Returns for his senior season as one of the premier kick returners in the nation. Expected to continue to play a leading role as a cornerback.

-- In 2008 took part in 30 tackles as a defender. Was credited with 18 solo stops, had an interception and broke up six pass attempts.

-- Earned All-America honors as a return specialist, averaging 29.1 yards on 22 kickoff returns and 12.9 yards on 23 punt returns. Had touchdowns on three punt returns and one kickoff return.

-- Has six career scores on kick returns (one kickoff return during each of the last three seasons and three punt returns in 2008).

MCGEE'S CAREER STATS (KICK RETURNS)

YEAR	GP	No.	Yds	TD	Long	Avg
2006	12	10	341	1	99	34.10
2007	8	18	545	1	100	30.28
2008	14	22	640	1	99	29.09
Career	34	50	1526	3	100	30.52



SAM DANIELS

Senior - Defensive Lineman
6-1 - 270 - Portsmouth, Va.

-- Three-year letterman and third-year starter.

-- In 2008 was Honorable Mention All-America by College Sporting News and Third Team All-CAA.

-- A leading returner on JMU's defensive front which helped the Dukes limit opponents to an average of 133.8 rushing yards per game last season.

-- Started 12 of the Dukes' 14 games in 2008 and 11-of-12 in 2007. Made one 2006 start.

-- In 2008 took part in 42 tackles. Was credited with 17 solo stops, 12 tackles for loss, six quarterback sacks and a blocked kick.

DANIELS' CAREER STATS

YEAR	GP	S-A-Tackles	SK/TFL	Int	PBU	FF/FR
2006	10	5-9-14	0.0/1.5	0	0	0/0
2007	12	16-21-37	6.5/8.5	0	1	0/0
2008	14	17-25-42	6.0/12.0	0	0	0/0
Career	36	38-55-93	12.5/22.0	0	1	0/0



ARTHUR MOATS

Senior - Defensive Lineman
6-2 - 240 - Portsmouth, Va.

-- Three-year letterman and a returning defensive end starter. Started each of JMU's 14 games in 2008 except for the team's Senior Day game.

-- In 2008 was a Third Team All-CAA selection.

-- In 2008 took part in 65 tackles, third on the team overall and first among defensive linemen. Was credited with 25 solo stops, a team-best 15.5 tackles for loss, a team-best 11.5 quarterback sacks and three forced fumbles. His sacks mark trail only Chris Morant's 12 in 1999 on JMU's all-time season list.

-- In 2008 led all CAA players in sacks per game and was fourth in tackles for loss per game. Had at least a shared sack in 11 of JMU's final 12 games in 2008.

MOATS' CAREER STATS

YEAR	GP	S-A-Tackles	SK/TFL	Int	PBU	FF/FR
2006	12	11-7-18	0.0/2.0	0	0	0/1
2007	12	26-19-45	6.5/7.5	0	0	0/1
2008	14	25-40-65	11.5/15.5	0	1	3/0
Career	38	62-66-128	18.0/25.0	0	1	3/2

2008 James Madison Dukes Review

2008 GAME-BY-GAME

Date	Time	Opponent	JMU		OPP		Run	Pass	Total	Offense			Defense				
			Att.	SN Coach	SN	Coach				Passes	TO	Run	Pass	Total	Passes	TO	
A30	L 7-31	at Duke	32571	6 3			188	51	239	4-11-1	3	218	146	364	18-31-0	2	
S6	W 56-7	North Carolina Central	15518	8 8			176	173	449	15-19-0	0	81	122	203	16-33-2	3	
S13	W 52-38	Massachusetts [tv]	15747	7 7	3	5	338	85	423	4-9-0	0	104	339	443	26-40-2	2	
S20	W 35-32	Appalachian State [tv]	17163	5 5	1	1	206	96	302	7-13-2	2	209	142	351	11-19-1	2	
S27	W 24-10	at Maine [tv]	3188	2 1			319	108	427	7-14-0	2	115	168	283	16-32-3	3	
O4	W 56-0	Hofstra	16109	1 1		rv	279	96	375	8-14-0	1	67	128	195	21-34-2	2	
O11	W 38-31	at Richmond [tv]	16151	1 1		5	226	96	322	10-12-0	0	124	224	348	17-25-0	0	
O25	W 23-19	at Villanova [tv]	6721	1 1		7	9	169	184	353	8-18-0	0	229	48	277	8-11-0	1
N1	W 41-7	Delaware [tv]	16810	1 1		rv	309	76	385	10-16-0	0	94	75	169	7-12-0	3	
N15	W 48-24	William and Mary	14330	1 1		12	15	317	223	540	16-21-0	0	76	218	194	19-37-0	0
N22	W 58-27	at Towson	5575	1 1				440	88	528	11-19-0	2	18	315	333	27-49-1	1
N29	W 38-35	Wofford	12826	1 1		8	9	343	126	469	8-15-1	1	301	130	431	9-15-0	0
D6	W 31-27	Villanova [tv]	13780	1 1		6	7	215	174	389	15-21-0	1	81	229	310	15-23-1	2
D12	L 27-35	Montana [tv]	15976	1 1		5	5	334	85	419	7-17-1	4	156	142	298	11-17-0	0

INDIVIDUAL PASSING

Name	GP	Effic	Att-Cmp-Int	Pct	Yds	TD	Long	Avg/G
Rodney Landers	14	170.71	112-177-4	63.3	1534	21	55	109.6
Drew Dudzik	13	86.06	17-32-1	53.1	110	1	29	8.5
TEAM	12	0.00	0-8-0	0.0	0	0	0	0.0
Griff Yancey	14	242.80	1-1-0	100.0	17	0	17	1.2
Kerby Long	12	0.00	0-1-0	0.0	0	0	0	0.0
Total.....	14	151.65	130-219-5	59.4	1661	22	55	118.6
Opponents.....	14	121.74	221-378-12	58.5	2426	18	69	173.3

TEAM STATISTICS

	James Madison	Opponent
SCORING	534	323
Points Per Game	38.1	23.1
FIRST DOWNS	292	246
Rushing	209	111
Passing	75	120
Penalty	8	15
RUSHING YARDAGE	3959	1873
Yards gained rushing	4203	2233
Yards lost rushing	244	360
Rushing Attempts	689	491
Average Per Rush	5.7	3.8
Average Per Game	282.8	133.8
TDs Rushing	43	24
PASSING YARDAGE	1661	2426
Att-Comp-Int	219-130-5	378-221-12
Average Per Pass	7.6	6.4
Average Per Catch	12.8	11.0
Average Per Game	118.6	173.3
TDs Passing	22	18
TOTAL OFFENSE	5620	4299
Total Plays	908	869
Average Per Play	6.2	4.9
Average Per Game	401.4	307.1
KICK RETURNS: #-Yards	52-1048	71-1301
PUNT RETURNS: #-Yards	28-362	11-88
INT RETURNS: #-Yards	12-113	5-110
KICK RETURN AVERAGE	20.2	18.3
PUNT RETURN AVERAGE	12.9	8.0
INT RETURN AVERAGE	9.4	22.0
FUMBLES-LOST	25-11	21-9
PENALTIES-Yards	63-554	63-444
Average Per Game	39.6	31.7
PUNTS-Yards	36-1344	60-2167
Average Per Punt	37.3	36.1
Net punt average	34.3	28.8
TIME OF POSSESSION/Game	31:25	28:35
3RD-DOWN Conversions	89/174	79/187
3rd-Down Pct	51%	42%
4TH-DOWN Conversions	23/31	17/30
4th-Down Pct	74%	57%
SACKS BY-Yards	34-225	11-62
MISC YARDS	0	4
TOUCHDOWNS SCORED	71	43
FIELD GOALS-ATTEMPTS	12-16	8-11
ON-SIDE KICKS	1-1	2-5
RED-ZONE SCORES	53-59 90%	43-47 91%
RED-ZONE TOUCHDOWNS	46-59 78%	37-47 79%
PAT-ATTEMPTS	66-68 97%	39-41 95%
ATTENDANCE	138259	64206
Games/Avg Per Game	9/15362	5/12841
Neutral Site Games		0/0

INDIVIDUAL RUSHING

Name	GP	Att	Gain	Loss	Net	Avg	TD	Long	Avg/G
Rodney Landers	14	268	1884	114	1770	6.6	16	62	126.4
Eugene Holloman	13	196	1072	26	1046	5.3	9	47	80.5
Griff Yancey	14	93	546	28	518	5.6	10	43	37.0
Drew Dudzik	13	31	218	19	199	6.4	4	25	15.3
Jamal Sullivan	9	38	182	5	177	4.7	2	30	19.7
Corwin Acker	13	20	138	3	135	6.8	1	36	10.4
Kerby Long	12	10	62	2	60	6.0	0	18	5.0
Scotty McGee	14	4	43	0	43	10.8	0	19	3.1
Marcus Turner	12	1	22	0	22	22.0	0	22	1.8
Donnell Brown	7	6	16	1	15	2.5	0	11	2.1
Terrence Apted	14	0	6	0	6	0.0	0	0	0.4
Patrick Ward	12	2	5	0	5	2.5	0	5	0.4
Jon Rose	8	6	9	6	3	0.5	1	10	0.4
TEAM	12	14	0	40	-40	-2.9	0	0	-3.3
Total.....	14	689	4203	244	3959	5.7	43	62	282.8
Opponents.....	14	491	2233	360	1873	3.8	24	54	133.8

INDIVIDUAL RECEIVING

Name	GP	No	Yds	Avg	TD	Long	Avg/G
Rockeed McCarter	13	21	347	16.5	6	55	26.7
Griff Yancey	14	19	226	11.9	3	49	16.1
Mike Caussin	14	18	231	12.8	5	36	16.5
Bosco Williams	14	16	229	14.3	3	35	16.4
Kerby Long	12	14	213	15.2	2	47	17.8
Marcus Turner	12	14	168	12.0	2	50	14.0
Eugene Holloman	13	12	108	9.0	0	40	8.3
Patrick Ward	12	6	70	11.7	0	23	5.8
Doug McNeil	13	3	20	6.7	0	10	1.5
Corwin Acker	13	2	2	1.0	0	3	0.2
Julius Graves	3	1	25	25.0	0	25	8.3
Scotty McGee	14	1	8	8.0	0	8	0.6
Mike Allen	10	1	5	5.0	0	5	0.5
Charlie Newman	14	1	5	5.0	1	5	0.4
Donnell Brown	7	1	4	4.0	0	4	0.6
Total.....	14	130	1661	12.8	22	55	118.6
Opponents.....	14	221	2426	11.0	18	69	173.3

INDIVIDUAL DEFENSIVE LEADERS

Name	GP	Tackles			TFL/Yds	-Sacks- No-Yds	Pass Def		Fumbles		Blkd Kick	Saf
		Solo	Ast	Total			Int-Yds	BrUp	FR-Yds	FF		
34 Marcus Haywood	14	52	49	101	3.5-9	.	5-51	7	1-0	2	.	.
2 Evan McCollough	14	39	44	83	2-0-4	.	2-0	5	.	1	.	.
24 Pat Williams	14	24	41	65	3.5-12	0.5-3	.	1	3-0	.	.	.
52 Arthur Moats	14	25	40	65	15.5-77	11.5-66	.	1	.	3	.	.
13 Gerren Griffin	9	26	38	64	1.5-6	.	.	4	1-0	.	.	.
98 J.D. Skolnitsky	14	22	39	61	10.5-37	4.5-27	.	3	1-0	1	.	.
47 Jamie Veney	14	18	43	61	3.5-11	1.5-9	.	1	.	1	.	.
99 Hassan Abdul-Wahid	14	22	38	60	6.0-30	4.0-24	.	1	1-12	2	.	.
6 Vidal Nelson	13	18	40	58	3.0-9	0.5-4	.	1
11 D.J. Brandon	7	14	29	43	1.5-12	1.0-10
Total.....	14	420	578	998	78-333	34-225	12-113	38	9-14	14	4	1
Opponents.....	14	-	-	-	-	11-62	5-110	17	10-0	19	1	.



2008



2004



2003



1998

maine black bears

QUICK FACTS


Location _____ Orono, Maine
 Enrollment _____ 12,000
 Nickname _____ Black Bears
 Colors _____ Navy Blue, Sky Blue & White
 Website _____ www.goblackbears.com
 Stadium _____ Morse Field at Alford Stadium
 Stadium Capacity _____ 10,000
 Stadium Surface _____ Artificial Grass
 President _____ Dr. Robert Kennedy
 Athletics Director _____ Blake James
 Head Coach _____ Jack Cosgrove
 Head Coach Alma Mater, Year _____ Maine, 1978
 Football Contact _____ Doug DeBiase, Associate Manager/Media Relations
 Football Contact Office Phone _____ 207-581-3596
 Lettermen Returning/Lost _____ 39/15
 Offensive Starters Returning/Lost _____ 8/3
 Defensive Starters Returning/Lost _____ 5/6
 2009 Fall Camp Reporting Date _____ August 9



HEAD COACH
 Jack Cosgrove

Overall Record (Years)
 88-95 (16 years)

Record at School (Years)
 88-95 (16 years)



COACHING STAFF

Kevin Bourgoin _____ Offensive Coordinator/Quarterbacks
 Dwayne Wilmot _____ Recruiting Coordinator/Defensive Line
 Kevin Cahill _____ Special Teams Coordinator/Running Backs
 Frank Giufre _____ Run Game Coordinator/Offensive Line
 Joe Rossi _____ Linebackers
 Andre Fontenette _____ Wide Receivers
 Tom McEntire _____ Defensive Assistant
 Dennis Dottin-Carter _____ Offensive Assistant/Tight Ends
 Lamin Sisay _____ Defensive Assistant

2009 SCHEDULE


Date	Opponent	Location	Series Record
Sept. 3	ST. CLOUD STATE	Orono, Maine	First Meeting
Sept. 12	*at Northeastern	Brookline, Mass.	24-16
Sept. 19	at Albany	Albany, N.Y.	1-1
Sept. 26	at Syracuse	Syracuse, N.Y.	First Meeting
Oct. 3	*DELAWARE	Orono, Maine	7-21
Oct. 10	*at Hofstra	Hempstead, N.Y.	7-10
Oct. 17	*RICHMOND	Orono, Maine	10-11
Oct. 24	OPEN		
Oct. 31	*MASSACHUSETTS	Orono, Maine	14-40-1
Nov. 7	*at James Madison	Harrisonburg, Va.	4-8
Nov. 14	*RHODE ISLAND	Orono, Maine	50-34-3
Nov. 21	*at New Hampshire	Durham, N.H.	43-47-8

2008 RESULTS -- 8-5, 5-3 CAA

Home Stadium: Alford Stadium (10,000)
 Home: 4-2 Away: 4-3 vs. Division: 4-1 vs. Top 25 (SN): 2-4
 Total Home Attendance: 28,160 Average Home Attendance: 4,693

Aug. 30	{rv/rv}	at Iowa [B10]	L 3-46	70,585
Sept. 6	{-/rv}	at Monmouth	W 21-17	1,945
Sept. 13		Stony Brook [WABI] {rv/-}	W 28-13	6,425
Sept. 20	{rv/rv}	at Richmond {2/3}	L 17-44	8,012
Sept. 27		James Madison [WABI, VALY] {2/1}	L 10-24	3,188
Oct. 11	{-/rv}	at Delaware [CN8] {24/20}	W 27-10	21,302
Oct. 18	{rv/rv}	Hofstra [WABI]	W 41-40 (ot)	3,690
Oct. 25	{rv/rv}	Northeastern [WABI]	W 20-0	5,968
Nov. 1	{rv/rv}	Iona [WABI]	W 55-7	3,170
Nov. 8	{rv/rv}	at Massachusetts [CSN] {13/13}	W 21-20	9,182
Nov. 15	{21/23}	at Rhode Island	W 37-7	1,867
Nov. 22	{17/17}	New Hampshire {11/11}	L 24-28	5,719
Nov. 29	{20/21}	at Northern Iowa {4/4}	L 15-40	8,477


CAA Team's Coaches & Sports Network Rankings listed prior to Opponent/Opponent's Coaches & Sports Network Rankings listed after Opponent at time game was played



mike brusko



mark masterson



jordan stevens



jared turcotte

maine black bears by the numbers...

2009 SPRING ROSTER

No.	Name	Pos.	Cl.	Ht./Wt.	Hometown/HS/Last School
1	Jeremy Kelley	WR	Jr.	6-6/225	West Seneca, N.Y./West Seneca
2	Landis Williams	WR	Sr.	5-10/173	Pemberton, N.J./Pemberton
4	Mark Masterson	LB	Sr.	6-3/229	Williamstown, N.J./Williamstown
7	Dominic Cusano	DB	Jr.	5-9/176	Wallingford, Conn./Sheehan
8	Tyrell Jones	WR	Jr.	6-3/209	Gaithersburg, Md./Our Lady of Good Counsel
12	Chris Treister	QB	So.	6-0/199	Cape Elizabeth, Maine/Portland
13	Dillon Bates	DB/P	Fr.	5-9/153	Winterport, Maine/Hampden Academy
14	Derek Session	TB	So.	6-1/225	Baltimore, Md./Paul Dunbar
15	Mike Brusko	QB	Sr.	6-3/224	Zionsville, Pa./Emmaus
16	Gabe Hinds	QB	So.	5-8/168	Augusta, Maine/Cony
18	Chris Reagan	DB	Fr-r.	6-1/207	York, Pa./York Catholic
19	Warren Smith	QB	So.	6-1/190	Forked River, N.J./Lacey Township/Iona College
20	Steven Barker	DB	Jr.	5-10/189	Teaneck, N.J./Bergen County Tech
23	Brandon McLaughlin	LB	Sr.	6-3/232	Pittsburgh, Pa./Schenley
24	Troy Harris	DB	Sr.	5-11/210	Bedford, Pa./Bedford
25	Desmond Randall	WR	Jr.	6-0/191	West Seneca, N.Y./West Seneca
26	Derrick Harris	DB	Jr.	5-11/181	Bedford, Pa./Bedford
27	Norman Smith	DB	So.	6-0/181	Jersey City, N.J./Hoboken
29	Trevor Coston	DB	So.	5-10/204	Greenlawn, N.Y./John Glenn
31	Pushaun Brown	TB	So.	5-10/206	North Brunswick, N.J./North Brunswick
33	Jermaine Henderson	TB	Jr.	5-11/226	Batavia, N.Y./Batavia
34	Roosevelt Boone	TB	So.	5-8/163	Washington, DC/Christchurch School
35	Ryan McCrossan	LB	Jr.	6-1/227	Sparta, N.J./Seton Hall Prep
36	Jerron McMillian	DB	So.	5-11/207	Hillside, N.J./Hillside
37	Jordan Waxman	K/P	So.	6-0/209	Kitneysville, Pa./Quakertown
38	Brian Harvey	K/P	So.	5-9/184	Wayland, Mass./Wayland
39	Chris Gennaro	K	Fr-r.	5-10/174	Saco, Maine/Thornton Academy
40	Vinson Givans	LB	So.	6-0/215	Cambridge, Mass./Cambridge, Rindge & Latin
41	Mike Kuhn	DB	So.	5-10/195	Martinsville, N.J./Immaculata
42	Robert Admire	LB	Sr.	6-1/241	Catawissa, Pa./Southern Columbia
43	Michael Matt	FB	Fr-r.	6-0/219	Jeannette, Pa./Jeannette
44	Jordan Stevens	DL	Sr.	6-2/248	Temple, Maine/Mt. Blue/Bridgton Academy
45	Jared Turcotte	FB	So.	6-2/221	Lewiston, Maine/Lewiston
46	Kris Enslin	DL	Fr-r.	6-4/237	Middletown, Del./Caravel Academy
47	Donte Dennis	LB	So.	5-11/218	Rahway, N.J./Rahway
48	Conor Keating	FB	So.	6-0/240	Milton, Mass./St. Sebastian's
49	Levi Ervin	LB	Jr.	6-2/215	Lisbon Falls, Maine/Lisbon
50	Matt Barber	OL	Jr.	6-6/295	Gaithersburg, Md./Damascus
52	Eamon White	OL	So.	6-1/291	Portland, Maine/Portland
53	Patrick Doherty	LB	Fr-r.	6-0/201	Manchester, N.H./Manchester Memorial
54	David Higgins	LB	Fr-r.	6-0/194	Cumberland, Maine/Greeley
56	Garret Williamson	OL	Fr-r.	6-3/273	Flemington, N.J./Hunterdon Central
58	Steve Shea	OL	So.	6-4/291	Corinna, Maine/Nokomis Regional
70	Chris Howley	OL	Fr-r.	6-3/293	Runnemede, N.J./Triton
72	Tyler Eastman	OL	Sr.	6-6/321	Old Town, Maine/Old Town
74	Matt Spearin	OL	Fr-r.	6-2/290	Limington, Maine/Bonny Eagle
76	Alex Batanian	OL	Jr.	6-6/286	McMurray, Pa./Peter's Township
77	Kevin Phanor	DL	So.	6-1/275	Brooklyn, N.Y./Brooklyn Technical
78	Will Martin	OL	So.	6-2/309	Port Republic, N.J./Holy Spirit/Sacred Heart
80	Derek Buttles	TE	So.	6-3/215	Pike, N.Y./Letchworth Central
82	Jeff Falvey	TE	Fr-r.	6-5/257	Cicero, N.Y./Cicero-North Syracuse
83	Justin Villacci	WR	Fr.	5-8/175	Westbrook, Maine/Gorham/Bridgton Academy
84	Adam Copp	TE	Fr-r.	6-3/253	Cumberland, Maine/Greeley
85	Josh Hesseltnie	K/P	Fr.	6-2/200	Milford, Maine/Old Town H.S.
87	Ben Delcourt	WR	So.	5-11/189	Standish, Maine/Bonny Eagle
88	Michael Ryce	WR	Fr-r.	6-4/199	Harvey, Ill./Thornton Township/Choate Rosemary Hall
89	Josh Sundquist	WR	Fr-r.	6-4/215	Windham, Maine/Windham/Bridgton Academy
91	Doug Alston	DL	Fr-r.	6-3/214	East Orange, N.J./Paterson Catholic
92	Raibonne Charles	DL	So.	6-0/254	Windham, Maine/Windham
93	Brent Rice	DL	Fr-r.	6-3/264	Jersey City, N.J./Ferris
94	Eric Lee	DL	Sr.	6-3/276	Changewater, N.J./Warren Hills/Dean Junior College
95	Al Serena	DL	Sr.	6-5/241	McKeesport, Pa./South Allegheny
96	Dan Swett	DL	So.	6-1/312	Windham, Maine/Windham/American International College
97	Ryan Nani	DL	Jr.	6-2/299	Lanoka Harbor, N.J./Toms River North

2009 TEAM INFORMATION

Total No. of Starters Returning: 15

Offense: 8

..... OL - Matt Barber
 QB - Michael Brusko
 TE - Derek Buttles
 OL - Tyler Eastman
 WR - Tyrell Jones
 OL - Steve Shea
 FB - Jared Turcotte
 WR - Landis Williams

Defense: 5

..... DL - Raibonne Charles
 LB - Mark Masterson
 DB - Brandon McLaughlin
 DB - Norman Smith
 DL - Jordan Stevens

Special Teams: 2

..... PK - Brian Harvey
 PK - Jordan Waxman

Total No. of Starters Lost: 10

Offense: 3

..... OL - Christopher Arnao
 OL - Ryan Canary
 TB - Jhamal Fluellen

Defense: 6

..... DL - Jovan Belcher
 LB - Andrew Downey
 DB - Lionel Nixon, Jr.
 DL - Jonathan Pirruccello
 LB - Sean Wasson
 DB - Lamir Whetstone

Special Teams: 1

..... P - Kash Kiefer

Total No. of Letterwinners Returning: 39

Offense: 17

Defense: 20

Special Teams: 2

Total No. of Letterwinners Lost: 15

Offense: 7

Defense: 7

Special Teams: 1

NOTE: Special Teams include kickers and punters only.



maine head coach jack cosgrove



2008



2004



2003



1998



maine black bears' all-star candidates



MIKE BRUSKO
Senior - Quarterback
6-3 - 224 - Zionsville, Pa.

-- Went 5-2 as a starting quarterback in 2008 and led Maine to the program's fifth NCAA Play-off berth all-time.

-- Also saw action as a wide receiver and on the kick coverage unit prior to taking over as the starting quarterback.

-- In the win at Delaware last season, Brusko caught two passes for 13 yards, recorded a special teams tackle and punted once which was downed inside the Delaware five-yard line. He came on as quarterback in the second quarter and completed 5-of-7 passes for 65 yards, rushed nine times for 40 yards and scored a rushing touchdown, which proved to be the game-winner in the fourth quarter.

BRUSKO'S CAREER STATS

YEAR	GP	----- Passing -----					--- Rushing ---			
		Comp.	Att.	Int.	Yds.	TD	Lg.	Att.	Yds.	TD
2006	10			4-6-0	23	0	7	21	93	1
2007	10			60-100-2	561	4	84	72	340	4
2008	13			67-104-7	936	8	52	112	417	4
Career	33			131-210-9	1520	12	84	205	850	9



JORDAN STEVENS
Senior - Defensive Lineman
6-2 - 248 - Temple, Maine

-- Ranked 18th in the CAA in sacks (0.31 spg).

-- Ranked 15th in the CAA in tackles by a defensive lineman (4.1 tpg).

-- Ranked 12th in the CAA in tackles by a defensive lineman in conference games (4.0 tpg).

-- Caused a safety in Maine's 37-7 win at Rhode Island.

-- Returned a fumble 35 yards for a touchdown in Maine's 27-10 win at No. 20 Delaware last season.

STEVENS' CAREER STATS

YEAR	GP	S-A-Tackles	SK/TFL	Int	PBU	FF/FR
2006	10	2-2-4	0.0/0.0	0	0	0/0
2007	11	31-38-69	2.0/5.0	0	1	1/1
2008	13	23-30-53	4.0/7.5	0	0	1/1
Career	34	56-70-126	6.0/12.5	0	1	2/2



MARK MASTERSON
Senior - Linebacker
6-3 - 229 - Williamstown, N.J.

-- Ranked 39th in the CAA in tackles last season (5.2 tpg).

-- Ranked 21st in the CAA in tackles by a linebacker.

-- Ranked fifth in the CAA in passes defended in conference games (1.0 pd).


-- Ranked second in the CAA in forced fumbles in conference games (2).

-- Ranked fifth on the team in total tackles with 68.

-- Returned an interception 79 yards for a touchdown in the first quarter of Maine's 20-0 win over Northeastern last season. Has scored a touchdown in two-straight seasons. Also returned a muffed punt 50 yards for a touchdown in the 2007 season opener versus Monmouth.

MASTERSON'S CAREER STATS

YEAR	GP	S-A-Tackles	SK/TFL	Int	PBU	FF/FR
2006	11	2-2-4	0.0/0.0	0	0	0/1
2007	10	6-25-31	0.0/3.0	1	2	0/0
2008	13	38-30-68	2.0/3.5	1	7	1/2
Career	34	46-57-103	2.0/6.5	2	9	1/3



JARED TURCOTTE
Soph. - Fullback
6-2 - 221 - Lewiston, Maine

-- Earned a pair of All-America honors as a red-shirt freshman last season, including Second Team honors from the Sports Network and Honorable Mention honors from College Sporting News.

-- Was named to the All-CAA Football first team.

-- Was named the CAA Football Rookie of the Week twice (Sept. 29 & Oct. 20).

-- Led Maine in rushing with 625 yards.

-- Ranked ninth in the CAA in rushing in conference games last season.

TURCOTTE'S CAREER STATS

YEAR	GP	No.	Yds	TD	Long	Avg/G	Avg/C
2008	13	105	625	7	71	48.08	5.95
Career	13	105	625	7	71	48.08	5.95



2008 maine black bears review

2008 GAME-BY-GAME

Date	Time	Opponent	Att.	UM		OPP		Run	Pass	Offense			Defense				
				SN	Coach	SN	Coach			Total	Passes	TO	Run	Pass	Total	Passes	TO
A30	L 3-46	at Iowa [tv]	70585	rv	rv			137	83	220	9-23-2	2	245	212	457	18-29-1	1
S6	W 21-17	at Monmouth	1945		rv			131	207	338	17-28-0	0	182	95	277	10-26-0	0
S13	W 28-13	Stony Brook [tv]	6425			rv		157	159	316	13-24-0	0	72	199	271	19-38-2	4
S20	L 17-44	at Richmond	8012	rv	rv		3	44	229	273	20-34-1	2	161	273	434	16-26-0	0
S27	L 10-24	James Madison [tv]	3188				2	115	168	283	16-32-3	3	319	108	427	7-14-0	2
O11	W 27-10	at Delaware [tv]	21302		rv	24	20	158	100	258	10-17-0	1	14	348	362	30-49-3	5
O18 W	41-40 (ot)	Hofstra [tv]	3690	rv	rv			286	155	441	8-14-0	2	217	194	411	21-31-1	1
O25	W 20-0	Northeastern [tv]	5968	rv	rv			246	136	382	10-14-0	0	69	184	253	17-39-4	4
N1	W 55-7	Iona [tv]	3170	rv	rv			375	141	516	11-15-0	1	8	122	130	19-31-2	4
N8	W 21-20	at Massachusetts [tv]	9182	rv	rv	13	13	296	45	341	5-7-1	1	111	200	311	15-33-4	4
N15	W 37-7	at Rhode Island	1867	21	23			274	105	379	6-10-0	0	34	128	162	18-32-0	1
N22	L 24-28	New Hampshire	5719	17	17	11	11	134	98	232	6-17-2	3	163	127	290	6-12-1	2
N29	L 15-40	at Northern Iowa	8477	20	21	4	4	84	180	264	15-23-4	4	193	229	422	15-24-1	1

INDIVIDUAL PASSING

Name	GP	Effic	Att-Cmp-Int	Pct	Yds	TD	Long	Avg/G
Adam Farkes	6	115.50	79-147-6	53.7	870	9	70	145.0
Michael Brusko	13	151.95	67-104-7	64.4	936	8	52	72.0
TEAM	12	0.00	0-0-0	0.0	0	0	0	0.0
Christopher Treister	1	0.00	0-0-0	0.0	0	0	0	0.0
Total.....	13	127.06	146-258-13	56.6	1806	17	70	138.9
Opponents.....	13	112.58	211-384-19	54.9	2419	17	87	186.1

TEAM STATISTICS

	Maine	Opponent
SCORING	319	296
Points Per Game	24.5	22.8
FIRST DOWNS	221	242
Rushing	125	106
Passing	79	115
Penalty	17	21
RUSHING YARDAGE	2437	1788
Yards gained rushing	2685	2111
Yards lost rushing	248	323
Rushing Attempts	555	456
Average Per Rush	4.4	3.9
Average Per Game	187.5	137.5
TDs Rushing	24	18
PASSING YARDAGE	1806	2419
Att-Comp-Int	258-146-13	384-211-19
Average Per Pass	7.0	6.3
Average Per Catch	12.4	11.5
Average Per Game	138.9	186.1
TDs Passing	17	17
TOTAL OFFENSE	4243	4207
Total Plays	813	840
Average Per Play	5.2	5.0
Average Per Game	326.4	323.6
KICK RETURNS: #-Yards	50-965	51-929
PUNT RETURNS: #-Yards	15-134	33-341
INT RETURNS: #-Yards	19-270	13-119
KICK RETURN AVERAGE	19.3	18.2
PUNT RETURN AVERAGE	8.9	10.3
INT RETURN AVERAGE	14.2	9.2
FUMBLES-LOST	12-6	21-10
PENALTIES-Yards	78-767	72-623
Average Per Game	59.0	47.9
PUNTS-Yards	64-2638	56-1941
Average Per Punt	41.2	34.7
Net punt average	33.4	30.5
TIME OF POSSESSION/Game	32:22	27:38
3RD-DOWN Conversions	67/172	69/176
3rd-Down Pct	39%	39%
4TH-DOWN Conversions	8/21	10/23
4th-Down Pct	38%	43%
SACKS BY-Yards	26-152	12-89
MISC YARDS	0	6
TOUCHDOWNS SCORED	43	36
FIELD GOALS-ATTEMPTS	6-14	14-18
ON-SIDE KICKS	2-2	0-1
RED-ZONE SCORES	32-45 71%	33-39 85%
RED-ZONE TOUCHDOWNS	28-45 62%	20-39 51%
PAT-ATTEMPTS	39-42 93%	34-36 94%
ATTENDANCE	28160	121370
Games/Avg Per Game	6/4693	7/17339
Neutral Site Games		0/0

INDIVIDUAL RUSHING

Name	GP	Att	Gain	Loss	Net	Avg	TD	Long	Avg/G
Jared Turcotte	13	105	640	15	625	6.0	7	71	48.1
Jhamal Fluellen	10	126	606	37	569	4.5	3	34	56.9
Michael Brusko	13	112	494	77	417	3.7	4	18	32.1
Pushaun Brown	9	60	333	1	332	5.5	3	29	36.9
Derek Session	13	74	339	11	328	4.4	5	35	25.2
Roosevelt Boone	3	19	74	3	71	3.7	2	21	23.7
Adam Farkes	6	36	133	64	69	1.9	0	18	11.5
Landis Williams	11	2	43	0	43	21.5	0	31	3.9
Christopher Treister	1	3	22	0	22	7.3	0	11	22.0
Conor Keating	13	2	1	0	1	0.5	0	1	0.1
TEAM	12	16	0	40	-40	-2.5	0	0	-3.3
Total.....	13	555	2685	248	2437	4.4	24	71	187.5
Opponents.....	13	456	2111	323	1788	3.9	18	46	137.5

INDIVIDUAL RECEIVING

Name	GP	No	Yds	Avg	TD	Long	Avg/G
Jared Turcotte	13	25	285	11.4	1	32	21.9
Tyrell Jones	13	23	356	15.5	4	40	27.4
Landis Williams	11	22	308	14.0	5	52	28.0
Derek Session	13	21	210	10.0	2	38	16.2
Jhamal Fluellen	10	15	113	7.5	1	34	11.3
Kenneth Fersner	13	14	208	14.9	1	70	16.0
Michael Brusko	13	11	118	10.7	0	37	9.1
Derek Buttles	13	7	130	18.6	2	32	10.0
Jeremy Kelley	9	5	48	9.6	1	27	5.3
Pushaun Brown	9	2	17	8.5	0	11	2.1
Andrew Downey	13	1	13	13.0	0	13	1.0
Total.....	13	146	1806	12.4	17	70	138.9
Opponents.....	13	211	2419	11.5	17	87	186.1

INDIVIDUAL DEFENSIVE LEADERS

Name	GP	Tackles			TFL/Yds	Sacks- No-Yds	Pass Def		Fumbles		Blkd Kick	Saf
		Solo	Ast	Total			Int-Yds	BrUp	FR-Yds	FF		
9 Jovan Belcher	13	44	54	98	17.5-77	7.5-45	1	1	1-0	2	.	.
10 Andrew Downey	13	39	57	96	10.5-36	2.0-16	1-0	3	1-0	2	.	.
30 Sean Wasson	12	40	53	93	9.0-29	.	2-86	5
22 Lionel Nixon Jr.	13	46	31	77	3.5-10	2.0-4	2-56	7
4 Mark Masterson	13	38	30	68	3.5-22	2.0-16	1-79	7	2-0	1	.	.
3 Lamir Whetstone	13	31	30	61	2.5-7	.	6-28	5	2-0	.	.	.
44 Jordan Stevens	13	23	30	53	7.5-46	4.0-18	.	.	1-35	1	.	1
23 Brandon McLaughlin	12	30	21	51	3.5-13	.	1-0
90 Jonathan Pirruccello	13	15	25	40	4.5-24	3.0-15	.	2	1-0	1	.	.
28 Jonathan Calderon	13	20	18	38	.	.	1-0	4	.	1	.	.
Total.....	13	445	462	907	74-321	26-152	19-270	45	9-35	11	3	1
Opponents.....	13	-	-	-	-	12-89	13-119	24	6-4	10	2	2



2008



2004



2003



1998

massachusetts minutemen

QUICK FACTS

Location _____ Amherst, Mass.
 Enrollment _____ 22,812
 Nickname _____ Minutemen
 Colors _____ Maroon & White
 Website _____ www.umassathletics.com
 Stadium _____ Warren McGuirk Alumni Stadium
 Stadium Capacity _____ 17,000
 Stadium Surface _____ Artificial Grass
 Chancellor _____ Dr. Robert C. Holub
 Athletics Director _____ John McCutcheon
 Head Coach _____ Kevin Morris
 Head Coach Alma Mater, Year _____ Williams College, 1986
 Football Contact _____ Jason Yellin, Assoc. AD/Media Relations
 Football Contact Office Phone _____ 413-577-3061
 Lettermen Returning/Lost _____ 53/17
 Offensive Starters Returning/Lost _____ 8/3
 Defensive Starters Returning/Lost _____ 6/5
 2009 Fall Camp Reporting Date _____ August 8

HEAD COACH

Kevin Morris



Overall Record (Years)

24-32 (6 years)

Record at School (Years)

First Season



COACHING STAFF

Keith Dudzinski _____ Defensive Coordinator/Linebackers
 Brian Picucci _____ Offensive Coordinator
 Steve Tirrell _____ Special Teams Coach/Defensive Line
 Brian Crist _____ Wide Receivers
 Guido Falbo _____ Recruiting Coordinator/Centers and Guards
 Dyran Peake _____ Defensive Backs Assistant
 Mike Wood _____ Running Backs
 Matthew Chapman _____ Offensive Line Assistant
 Damian Mincey _____ Linebackers Assistant
 Bryan Butterworth _____ Secondary Assistant

2009 SCHEDULE

Date	Opponent	Location	Series Record
Sept. 5	at Kansas State	Manhattan, Kan.	0-1
Sept. 12	ALBANY	Amherst, Mass.	2-0
Sept. 19	*RHODE ISLAND	Amherst, Mass.	46-35-2
Sept. 26	STONY BROOK	Amherst, Mass.	1-0
Oct. 10	*at Delaware	Newark, Del.	6-23
Oct. 17	*NEW HAMPSHIRE	Amherst, Mass.	42-26-3
Oct. 24	*at Richmond	Richmond, Va.	13-10
Oct. 31	*at Maine	Orono, Maine	40-14-1
Nov. 7	*NORTHEASTERN	Amherst, Mass.	29-8-1
Nov. 14	*JAMES MADISON	Amherst, Mass.	7-5-1
Nov. 21	*at Hofstra	Hempstead, N.Y.	6-6

2008 RESULTS -- 7-5, 4-4 CAA

Home Stadium: McGuirk Alumni Stadium (17,000)

Home: 4-2 Away: 3-3 vs. Division: 2-2 vs. Top 25 (SN): 1-3
 Total Home Attendance: 74,298 Average Home Attendance: 12,383

Aug. 30	{5/5}	Albany {rv/-}	W 28-16	15,112
Sept. 6	{4/4}	at Holy Cross {rv/rv}	W 45-42	12,871
Sept. 13	{3/5}	at James Madison [CN8, CSS] {7/7}	L 38-52	15,747
Sept. 20	{9/9}	at Texas Tech	L 14-56	53,190
Oct. 4	{18/12}	Delaware [CN8] {16/14}	W 17-7	16,422
Oct. 11	{13/11}	at Northeastern [CSN, CSS] {rv/-}	W 28-24	4,155
Oct. 18	{10/7}	Richmond [CN8, CSS] {9/9}	L 15-30	15,953
Oct. 25	{17/16}	Bryant	W 42-7	12,521
Nov. 1	{15/15}	at Rhode Island	W 49-0	7,201
Nov. 8	{13/13}	Maine [CN8] {rv/rv}	L 20-21	9,182
Nov. 15	{22/20}	at New Hampshire [CSN] {13/12}	L 21-52	6,231
Nov. 22	{rv/rv}	Hofstra [CN8, YES]	W 28-14	5,108

CAA Team's Coaches & Sports Network Rankings listed prior to Opponent/Opponent's Coaches & Sports Network Rankings listed after Opponent at time game was played




victor cruz



josh jennings



jeremy miles



tony nelson



massachusetts minutemen by the numbers...

2009 SPRING ROSTER

No.	Name	Pos.	Cl.	Ht./Wt.	Hometown/H.S./Last School
1	Warren Wilson	WR	RS JR	6-1/185	Lawrence, Mass./New Hampton Prep (N.H.)/Boston College
2	Josh Jennings	LB	RS SR	6-0/220	New Britain, Conn./New Britain H.S./Bridgton Acad./Dean College (Mass.)
3	Victor Cruz	WR	RS SR	6-0/200	Paterson, N.J./Paterson Catholic H.S./Brighton Academy (Maine)
5	Jeromy Miles	DB	SR	6-2/215	Sicklerville, N.J./Winslow H.S./Navy
6	Corey Davis	DB	RS SR	5-11/190	Baltimore, Md./McDonogh School/Valley Forge Military Academy
7	Scott Woodward	QB	RS SR	6-3/205	Wendell, Mass./Mahar Regional H.S.
8	Jeremy Horne	WR	RS SR	6-3/190	Albany, N.Y./Milford Academy/Syracuse
10	Joe Sanford	WR	RS SR	6-3/210	Charlottesville, Va./Monticello H.S./Bridgton Academy (Maine)/Virginia
11	Ke'Mon Bailey	DB	RS JR	5-11/180	Richmond, Va./Hugenot H.S.
12	Kyle Havens	QB	JR	6-3/217	Concord, Calif./Ygnacio Valley H.S./Diablo Valley College
13	Scott Wallace	QB	RS SO	6-3/205	Avondale, Pa./St. Mark's H.S. (Del.)
14	Octavius Hawkins	QB	RS SO	6-2/220	Hollywood, Fla./South Broward H.S.
15	Julian Talley	WR	RS SO	6-1/185	Winslow, N.J./Winslow H.S.
17	Spencer Whipple	QB	RS SO	6-2/200	Gibsonia, Pa./Pine-Richland H.S./Pittsburgh
19	David Cozzo	DB	RS SO	5-10/165	Miami, Fla./Miami Palmetto/South Florida
20	Korrey Davis	TB	SO	5-10/185	Lynchburg, Va./Heritage H.S.
21	Eric Dickson	DB	RS SR	5-11/205	Southbridge, Mass./St. John's H.S.
22	Jonathan Hernandez	TB	RS SO	5-11/200	Leominster, Mass./Leominster H.S.
23	Shane Viveiros	DB	RS JR	6-0/210	Fall River, Mass./Bishop Connolly H.S.
24	Emil Igenwagu	FB	RS SO	6-1/230	Bolyston, Mass./Holy Name Catholic H.S.
25	Alphonsus Aguh	TB	RS JR	5-9/195	Amherst, Mass./Amherst Regional
28	Tony Nelson	TB	RS SR	5-10/210	Germantown, Md./Northwest H.S.
31	Armando Cuko	PK	RS SR	5-11/180	Beverly, Mass./Beverly H.S.
32	C.J. Burnley	DB	RS FR	6-1/185	Panorama City, Calif./Panorama H.S.
33	Sam Besong	LB	RS JR	6-0/215	Brockton, Mass./Brockton H.S./Berkshire School
34	Kumar Davis	DB	RS FR	6-0/220	Paterson, N.J./Eastside H.S.
37	Peter Chiaro	TB	RS JR	5-6/165	South Huntington, N.Y./Walt Whitman H.S.
38	Chris Chamberlin	LB/LS	RS FR	6-2/240	South Easton, Mass./Oliver Ames H.S./Canterbury School (Conn.)
39	James Carven	DB	RS JR	6-0/200	Hanover, Mass./Hanover H.S.
42	Darren Thellen	DB	RS FR	6-2/195	Brockton, Mass./Brockton H.S.
43	Nick Haag	LB	RS FR	6-2/225	Grafton, Mass./Holy Name H.S./Bridgton Academy (Maine)
44	Cedric Gonnet	TB	RS FR	5-10/180	Passaic, N.J./Eastern H.S.
46	Michael Hanson	DE	RS SR	6-2/235	Teaneck, N.J./Teaneck H.S.
47	Chris Zardas	RB	RS SR	6-1/230	Wakefield, Mass./St. John's Prep
48	Alan Williams	ATH	RS FR	5-10/185	Framingham, Mass./Framingham H.S./Wilbraham Monson Academy
49	Anthony Monette	DE	RS SR	6-2/245	Spencer, Mass./David Prouty H.S.
50	Josh Samuda	OL	RS SO	6-3/305	Hollywood, Fla./Hollywood Hills H.S.
53	D.J. Adeoba	LB	RS FR	6-0/215	Hollywood, Fla./Hollywood Hills H.S.
56	Brandon Collier	DT	RS SR	6-1/280	Cleveland, Ohio/Lakewood/Western Reserve Acad.
57	Chad Arango	LB	RS JR	6-0/225	Voorhees, N.J./Eastern H.S.
58	Quinton Sales	OL	RS FR	6-3/280	Fort Washington, Md./Friendly H.S.
59	Tyler Holmes	LB	SO	6-0/205	Blacksburg, Va./Blacksburg H.S.
60	Charles Thompson	DL	RS FR	6-3/290	Teaneck, N.J./Teaneck H.S.
61	John Ihne	OL	RS JR	6-5/280	Wayne, N.J./Wayne Hills H.S.
62	Brandon Flanagan	OL	RS JR	6-2/300	Reading, Mass./Wakefield H.S./Buffalo
67	Brian Ostaszewski	OL	RS SO	6-5/285	Stamford, Conn./Stamford H.S.
68	Michael Binkoski	OL	RS SO	6-2/295	Worcester, Mass./Worcester North H.S.
69	Bryan Fisher	OL	SR	6-2/300	Pinole, Calif./Pinole Valley H.S./Contra Costa J.C.
71	Rob Getek	OL	RS SR	6-6/295	Pepperell, Mass./Bishop Guertin (N.H.) H.S./Milford Academy (N.Y.)/Connecticut
72	Vladimir Ducasse	OL	SR	6-5/315	Stamford, Conn./Stamford H.S.
74	Stephane Milhim	OL	RS FR	6-4/325	Pembroke Pines, Fla./Charles Flanagan H.S.
76	Justin Sawicki	OT	RS SO	6-5/305	Medford, Mass./Medford H.S.
78	Sean O'Connor	OL	RS FR	6-7/295	Valhalla, N.Y./Iona Prep
80	Torrey Esalomi	WR	RS JR	6-1/175	Tampa, Fla./Gaither H.S.
81	Julian Colarusso	WR	RS FR	6-4/195	Quincy, Mass./Catholic Memorial H.S.
82	Andrew Krevis	TE	RS SO	6-6/260	Northbridge, Mass./Milford Academy/Northbridge H.S./Eastern Michigan
84	Matt Silver	TE	RS SR	6-4/255	Clarence Center, N.Y./Victor Central H.S.
85	Travis Tripucka	LS	RS SO	6-2/215	Boonton Township, N.J./Mountain Lakes H.S.
86	Tom Gilson	WR	RS SO	6-3/200	Mansfield, Mass./Mansfield H.S.
89	Aaron Fears	WR	RS JR	6-1/205	North Attleboro, Mass./North Attleboro H.S.
91	Courtney Jackson	DE	RS SO	6-2/235	Brandywine, Md./Gwynn Park H.S.
92	James Gilchrist	DL	RS SO	6-3/250	Dartmouth, Mass./Dartmouth H.S.
93	Bob McLaughlin	DL/LS	RS JR	6-2/265	Brewster, Mass./Nauset Regional H.S./New Hampton Prep (N.H.)
94	Nick Collilouri	DL	RS FR	5-11/260	Holliston, Mass./Holliston H.S.
96	Raymond Jones	DL	RS JR	6-4/275	Sicklerville, N.J./Woodrow Wilson H.S./Delaware
97	Kurt Filler	LB	SR	6-3/230	Oakley, Calif./Freedom H.S./College of San Mateo
98	Kyle C. Harrington	DL	RS SR	6-4/285	Salem, Mass./Salem H.S.
99	Scott Duggan	LB	RS SO	5-11/222	Hudson, Mass./Situete, RI/
	James Picot-Vierra	PK	FR	5-10/173	Fort Lauderdale, Fla./
	Clifford Bouchereau	TE	FR	6-4/221	Westfield, Mass./
	Andrew Vega	WR	FR	5-9/190	Boston, Mass./Dean College
	Calvin Belfon	WR	JR	5-8/185	Medway, Mass./
	Colton Leary	WR	FR	5-11/171	Worcester, Mass./
	Manoel Nascimento	LS	FR	5-9/224	Needham, Mass./Needham H.S.
	Joseph Phalen	WR	RS SO	6-3/200	Salem, Mass./Bishop Fenwick H.S.
	John Moran	OL	RS FR	6-5/280	
	Joshua Reeher	PK	FR	5-9/153	
	Louis Constantine	FB	FR	5-9/181	Hingham, Mass./
	David Ramsden	LB	RS SO	5-11/190	Florence, Mass./Northampton H.S.
	Christopher Greene	DB	RS FR	5-10/190	Norwalk, Conn./Brien McMahon H.S.
	Lionel Wright	RB	RS SO	5-10/200	Mitchellville, Md./Charles Herbert Flowers H.S.
	Michael Hutch	LB	FR	5-9/194	
	Jeffrey Moore	P	FR	5-10/168	Norwood, Mass./
	Nicholas Gottshall	OL	RS FR	6-3/310	Woburn, Mass./Arlington Catholic H.S./Milford Academy (N.Y.)
	Giddens Rateau	DL	FR	6-0/246	West Roxbury, Mass./

2009 TEAM INFORMATION

Total No. of Starters Returning: 15

Offense: 8

WR - Victor Cruz
 OL - Vladimir Ducasse
 OL - Rob Getek
 WR - Jeromy Horne
 OL - John Ihne
 TB - Tony Nelson
 OL - Josh Samuda
 FB - Chris Zardas

Defense: 6

DL - Brandon Collier
 DB - Corey Davis
 DL - Michael Hanson
 DL - Kyle Harrington
 LB - Josh Jennings
 DB - Jeromy Miles

Special Teams: 1

PK - Armando Cuko

Total No. of Starters Lost: 9

Offense: 3

OL - Sean Calicchio
 QB - Liam Coen
 TE - Ian Jorgensen

Defense: 5

LB - George Byrd
 DL - Darnel DeLaire
 LB - Andrew Resende-Gomes
 DB - Courtney Robinson
 DB - Sean Smalls

Special Teams: 1

P - Brett Arnold

Total No. of Letterwinners Returning: 53

Offense: 25

Defense: 25

Special Teams: 3

Total No. of Letterwinners Lost: 17

Offense: 7

Defense: 8

Special Teams: 2

NOTE: Special Teams include kickers and punters only.



massachusetts head coach kevin morris



2008



2004




2003



1998



massachusetts minutemen all-star candidates




VICTOR CRUZ

Senior - Wide Receiver
6-0 - 200 - Paterson, N.J.

- Earned first team All-Conference honors.
- Led UMass in receiving with 71 catches for 1064 yards and six touchdowns
- Became the sixth 1,000-yard receiver in a single season in UMass history.
- In 12 games, had the fourth-best single-season receiving yards total and fifth-best in catches for a year.
- Led the CAA and ranked 13th in NCAA in receiving yards per game with 88.7. Also ranked first in CAA and tied for 20th in FCS with 5.92 catches per game.
- Had two games with 10-or-more catches and three games with 100-or-more yards.
- Greatest day in UMass history for a receiver with school-record 262 yards on school-record tying 13 catches at #7 James Madison (9/13). Also scored first two career touchdowns. The 262 receiving yards ranked fourth in conference history.

CRUZ'S CAREER STATS

YEAR	GP	No.	Yds	TD	Long	Avg/G	Avg/C
2007	8	1	26	0	26	3.25	26.00
2008	12	71	1064	6	69	88.67	14.99
Career	20	72	1090	6	69	54.50	15.14




JEROMY MILES

Senior - Defensive Back
6-2 - 215 - Sicklerville, N.J.

- CAA First Team safety.
- 2008 Preseason All-American by Draft Consensus.
- 2008 Preseason CAA safety.
- Junior free safety, who is in second year as a starter at UMass after transferring from Navy.
- Ranked first on UMass squad in tackles with 104, starting every game.
- Ranked fifth overall in CAA in tackles per game (8.7). That mark led all defensive backs in the league.
- Finished first on team in solo tackles with 56. Also has five passed defended and 5.0 TFLs for 13 yards.
- Had three interceptions including a return for first career TD. Garnered two forced fumbles and two fumble recoveries.
- Racked up 47 tackles over final three games (15.7 per game).
- Four double-figure tackle games in 2008.

MILES' CAREER STATS

YEAR	GP	S-A-Tackles	SK/TFL	Int	PBU	FF/FR
2007	13	39-29-68	0.0/5.5	3	8	4/2
2008	12	56-48-104	0.0/5.0	3	2	2/2
Career	25	95-77-172	0.0/10.5	6	10	6/4



JOSH JENNINGS

Senior - Linebacker
6-0 - 220 - New Britain, Conn.

- Earned first team All-Conference honors.
- Three-time CAA Co-Defensive Player of the Week on Aug. 31, Oct. 6 and Nov. 3.
- Ranked seventh in CAA in tackles per game (8.2), which ranks 71st in the NCAA.
- Ranked fifth in tackles among all linebackers in CAA.
- Finished second on UMass squad with 90 tackles, including team-best 62 assisted stops. Led team until 11th week.
- Tied for UMass lead with three interceptions (for 44 yards), which was tied for 12th in CAA with 0.3 per game.
- Tied for team best in TFLs with 7.0 TFLs for 21 yards, a sack, starting first 11 games game.
- Led UMass in tackles four times with 10-plus each time.

JENNINGS' CAREER STATS

YEAR	GP	S-A-Tackles	SK/TFL	Int	PBU	FF/FR
2006	2	0-3-3	0.0/0.0	0	0	0/0
2007	13	27-41-68	6.0/9.5	0	4	0/0
2008	11	28-62-90	1.0/7.0	3	0	0/0
Career	26	55-106-161	7.0/16.5	3	4	0/0



TONY NELSON

Senior - Running Back
5-10 - 210 - Germantown, Md.

- Starting tailback in fourth season as part of the program.
- Third in CAA in rushing with 110.4 yards per game, to rank 17th in the nation. Third in the CAA in rushing touchdowns with 12.
- Third in CAA with 1,325 yards on 243 carries and 12 TDs.
- Became 10th different UMass rusher to gain 1,000 this season, giving UMass a 1,000-yard rusher for the seventh year in a row.
- Total of 1,325 rushing yards was eighth-best single-season total in UMass history. 243 carries tied for 12th-most in a season and 12 rushing touchdowns also ranked for 12th-best single-season in UMass history.
- Career total of 2,046 rushing yards ranks as the ninth-most in UMass history with senior season to come.
- Six 100-yard games in 2008, seven in career.
- Career-high 204 yards on 28 carries and two touchdowns vs. Hofstra (11/22).

NELSON'S CAREER STATS

YEAR	GP	No.	Yds	TD	Long	Avg/G	Avg/C
2006	9	47	235	3	25	26.11	5.00
2007	12	92	486	1	61	40.50	5.28
2008	12	243	1325	12	64	110.42	5.45
Career	33	382	2046	16	64	62.00	5.36



2008 massachusetts minutemen review

2008 GAME-BY-GAME

Date	Time	Opponent	UMASS			OPP		Offense					Defense				
			Att.	SN	Coach	SN	Coach	Run	Pass	Total	Passes	TO	Run	Pass	Total	Passes	TO
A30	W 28-16	Albany	15112	5	5	rv		215	92	307	10-20-0	0	181	172	353	16-30-2	2
S6	W 45-42	at Holy Cross	12871	4	4	rv	rv	73	395	468	25-37-0	1	126	249	375	28-44-0	0
S13	L 38-52	at James Madison [tv]	15747	3	5	7	7	104	339	443	26-40-2	2	338	85	423	4-9-0	0
S20	L 14-56	at Texas Tech	53190	9	9			92	166	258	17-26-1	1	179	359	538	31-43-0	1
O4	W 17-7	Delaware [tv]	16422	18	12	16	14	194	265	459	19-33-3	4	127	40	167	5-15-1	1
O11	W 28-24	at Northeastern [tv]	4155	13	11	rv		210	265	475	20-30-1	2	233	190	423	11-21-0	3
O18	L 15-30	Richmond [tv]	15953	10	7	9	9	71	165	236	18-34-1	1	184	97	281	11-20-0	1
O25	W 42-7	Bryant	12521	17	16			145	448	593	15-24-0	3	126	91	217	9-21-0	1
N1	W 49-0	at Rhode Island	7201	15	15			97	286	383	18-23-0	0	19	193	212	14-26-2	3
N8	L 20-21	Maine [tv]	9182	13	13	rv	rv	111	200	311	15-33-4	4	296	45	341	5-7-1	1
N15	L 21-52	at New Hampshire [tv]	6231	22	20	13	12	166	211	377	22-41-4	6	326	295	621	10-18-0	0
N22	W 28-14	Hofstra [tv]	5108	rv	rv			236	79	315	13-18-1	1	203	152	355	16-24-2	5

INDIVIDUAL PASSING

Name	GP	Effic	Att-Cmp-Int	Pct	Yds	TD	Long	Avg/G
Liam Coen	12	145.54	206-334-15	61.7	2749	24	80	229.1
Scott Woodward	11	69.20	9-19-2	47.4	97	0	31	8.8
Scott Wallace	2	66.93	1-3-0	33.3	12	0	12	6.0
TEAM	8	0.00	0-1-0	0.0	0	0	0	0.0
Joe Sanford	11	410.80	1-1-0	100.0	37	0	37	3.4
Spencer Whipple	1	234.40	1-1-0	100.0	16	0	16	16.0
Total.....	12	141.43	218-359-17	60.7	2911	24	80	242.6
Opponents.....	12	130.26	160-278-8	57.6	1968	16	80	164.0

TEAM STATISTICS

	Massachusetts	Opponent
SCORING	345	321
Points Per Game	28.8	26.8
FIRST DOWNS	225	228
Rushing	79	128
Passing	129	82
Penalty	17	18
RUSHING YARDAGE	1714	2338
Yards gained rushing	1877	2597
Yards lost rushing	163	259
Rushing Attempts	390	513
Average Per Rush	4.4	4.6
Average Per Game	142.8	194.8
TDs Rushing	20	25
PASSING YARDAGE	2911	1968
Att-Comp-Int	359-218-17	278-160-8
Average Per Pass	8.1	7.1
Average Per Catch	13.4	12.3
Average Per Game	242.6	164.0
TDs Passing	24	16
TOTAL OFFENSE	4625	4306
Total Plays	749	791
Average Per Play	6.2	5.4
Average Per Game	385.4	358.8
KICK RETURNS: #-Yards	51-826	59-1125
PUNT RETURNS: #-Yards	20-113	18-277
INT RETURNS: #-Yards	8-109	17-224
KICK RETURN AVERAGE	16.2	19.1
PUNT RETURN AVERAGE	5.7	15.4
INT RETURN AVERAGE	13.6	13.2
FUMBLES-LOST	19-8	16-10
PENALTIES-Yards	90-770	68-663
Average Per Game	64.2	55.2
PUNTS-Yards	47-2080	53-1859
Average Per Punt	44.3	35.1
Net punt average	34.1	32.2
TIME OF POSSESSION/Game	27:12	32:49
3RD-DOWN Conversions	60/143	75/165
3rd-Down Pct	42%	45%
4TH-DOWN Conversions	13/21	10/20
4th-Down Pct	62%	50%
SACKS BY-Yards	18-131	6-38
MISC YARDS	0	0
TOUCHDOWNS SCORED	47	44
FIELD GOALS-ATTEMPTS	6-8	4-11
ON-SIDE KICKS	0-0	0-1
RED-ZONE SCORES	35-43 81%	32-41 78%
RED-ZONE TOUCHDOWNS	33-43 77%	30-41 73%
PAT-ATTEMPTS	45-46 98%	43-44 98%
ATTENDANCE	74298	99395
Games/Avg Per Game	6/12383	6/16566
Neutral Site Games		0/0

INDIVIDUAL RUSHING

Name	GP	Att	Gain	Loss	Net	Avg	TD	Long	Avg/G
Tony Nelson	12	243	1356	31	1325	5.5	12	64	110.4
Korrey Davis	11	50	202	11	191	3.8	2	18	17.4
Chris Zardas	12	23	138	0	138	6.0	4	21	11.5
Jeremy Horne	12	6	27	4	23	3.8	0	9	1.9
Jonathan Hernandez	9	6	20	0	20	3.3	0	5	2.2
Scott Woodward	11	4	17	1	16	4.0	0	8	1.5
Victor Cruz	12	2	21	7	14	7.0	0	21	1.2
Emil Igwenagu	11	2	11	0	11	5.5	0	9	1.0
Brandon White	5	6	11	0	11	1.8	0	4	2.2
Alphonus Aguh	1	2	6	0	6	3.0	0	4	6.0
Julian Talley	12	2	0	2	-2	-1.0	0	0	-0.2
Liam Coen	12	27	68	76	-8	-0.3	2	22	-0.7
TEAM	8	17	0	31	-31	-1.8	0	0	-3.9
Total.....	12	390	1877	163	1714	4.4	20	64	142.8
Opponents.....	12	513	2597	259	2338	4.6	25	48	194.8

INDIVIDUAL RECEIVING

Name	GP	No	Yds	Avg	TD	Long	Avg/G
Victor Cruz	12	71	1064	15.0	6	69	88.7
Jeremy Horne	12	50	895	17.9	8	58	74.6
Joe Sanford	11	20	199	9.9	1	25	18.1
Tony Nelson	12	19	120	6.3	1	37	10.0
Julian Talley	12	18	234	13.0	0	34	19.5
Ian Jorgensen	12	15	119	7.9	4	19	9.9
Chris Zardas	12	7	41	5.9	2	16	3.4
Matt Silver	10	5	122	24.4	2	80	12.2
Andrew Krevis	8	4	21	5.2	0	12	2.6
Ke'Mon Bailey	8	3	21	7.0	0	8	2.6
Octavius Hawkins	6	2	26	13.0	0	23	4.3
Korrey Davis	11	2	2	1.0	0	2	0.2
Aaron Fears	12	1	31	31.0	0	31	2.6
Emil Igwenagu	11	1	16	16.0	0	16	1.5
Total.....	12	218	2911	13.4	24	80	242.6
Opponents.....	12	160	1968	12.3	16	80	164.0

INDIVIDUAL DEFENSIVE LEADERS

Name	GP	Tackles			TFL/Yds	-Sacks- No-Yds	Pass Def		Fumbles		Blkd Kick	Saf
		Solo	Ast	Total			Int-Yds	BrUp	FR-Yds	FF		
5 Jeromy Miles	12	56	48	104	5.0-13	.	3-57	2	2-3	2	.	.
2 Josh Jennings	11	28	62	90	7.0-21	1.0-12	3-44
45 George Byrd	12	27	49	76	7.0-10	1.0-1	1-1	.	.	2	.	.
9 Brian Ellis	10	32	28	60	2.0-12	1.5-10	.	1	1-53	1	.	.
98 Kyle Harrington	12	19	37	56	3.5-22	2.5-20	.	1
54 Darnel DeLaire	12	17	28	45	4.0-10	1.0-5	.	.	2-28	.	.	.
55 Andrew Resende-Gomes	12	11	32	43	2.0-10	1.0-8	.	1
56 Brandon Collier	11	11	25	36	3.5-7	1.0-5	.	1
23 Shane Viveiros	12	11	25	36	1.5-16	1.0-16	.	1	1-6	.	.	.
4 Courtney Robinson	12	17	18	35	2.5-12	1.0-8	.	11
Total.....	12	393	538	931	57-203	18-131	8-109	28	10-90	8	1	.
Opponents.....	12	-	-	-	-	6-38	17-224	35	8-38	9	1	1



2008



2004



2003



1998

new hampshire wildcats

QUICK FACTS

Location _____ Durham, N.H.
 Enrollment _____ 14,000
 Nickname _____ Wildcats
 Colors _____ Blue & White
 Website _____ www.unhwildcats.com
 Stadium _____ Cowell Stadium
 Stadium Capacity _____ 6,500
 Stadium Surface _____ Artificial Grass
 President _____ Dr. Mark Huddleston
 Athletics Director _____ Marty Scarano
 Head Coach _____ Sean McDonnell
 Head Coach Alma Mater, Year _____ New Hampshire, 1978
 Football Contact _____ Scott Stapin, Director of Media Relations
 Football Contact Office Phone _____ 603-862-3906
 Lettermen Returning/Lost _____ 36/14
 Offensive Starters Returning/Lost _____ 4/7
 Defensive Starters Returning/Lost _____ 8/3
 2009 Fall Camp Reporting Date _____ August 9



HEAD COACH

Sean McDonnell

Overall Record (Years)

70-50 (10 years)

Record at School (Years)

70-50 (10 years)



COACHING STAFF

Sean McGowan _____ Defensive Coordinator/Secondary
 Tim Cramsey _____ Quarterbacks
 Joe Conlin _____ Offensive Line
 Derek Sage _____ Wide Receivers
 Jon Shelton _____ Defensive Ends
 Ryan Carty _____ Running Backs
 Brian Barbato _____ Tight Ends
 Mike Ferzoco _____ Outside Linebackers
 Matt Dawson _____ Inside Linebackers
 Jake Zweig _____ Defensive Tackles

2009 SCHEDULE


Date	Opponent	Location	Series Record
Sept. 5	ST. FRANCIS (PA.)	Durham, N.H.	First Meeting
Sept. 12	at Ball State	Muncie, Ind.	First Meeting
Sept. 26	DARTMOUTH	Durham, N.H.	17-17-2
Oct. 3	*at Towson	Towson, Md.	5-0
Oct. 10	*VILLANOVA	Durham, N.H.	8-10
Oct. 17	*at Massachusetts	Amherst, Mass.	26-42-3
Oct. 24	*at Hofstra	Hempstead, N.Y.	7-5
Oct. 31	*NORTHEASTERN	Durham, N.H.	40-14-1
Nov. 7	*RHODE ISLAND	Durham, N.H.	49-27-5
Nov. 14	*at William and Mary	Williamsburg, Va.	2-10
Nov. 21	*MAINE	Durham, N.H.	45-43-8

2008 RESULTS -- 10-3, 6-2 CAA

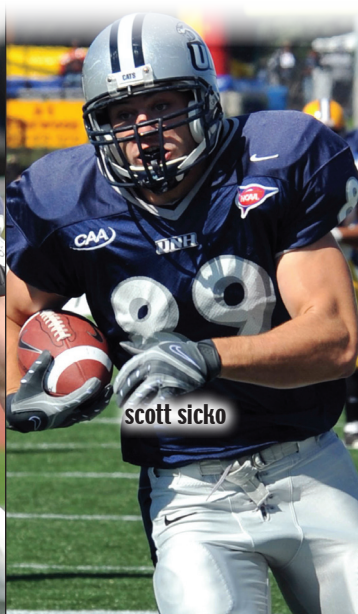
Home Stadium: Cowell Stadium (6,500)
 Home: 4-1 Away: 6-2 vs. Division: 5-0 vs. Top 25 (SN): 3-2
 Total Home Attendance: 40,001 Average Home Attendance: 8,000

Sept. 6	{15/15}	at Army [ECL]	W 28-10	25,762
Sept. 13	{10/10}	at Rhode Island [CN8, CSS]	W 51-43	4,113
Sept. 20	{10/10}	Albany {rv/-}	W 32-24	7,215
Sept. 27	{7/8}	at Dartmouth [WMUR]	W 42-6	4,427
Oct. 11	{4/4}	William and Mary {rv/rv}	L 34-38	13,255
Oct. 18	{11/11}	at Northeastern [CSN] {rv/rv}	W 33-21	6,109
Oct. 25	{10/10}	Towson [CSN, CSS]	W 42-14	8,003
Nov. 1	{9/8}	Hofstra	W 45-25	5,297
Nov. 8	{8/7}	at Villanova [CN8] {6/8}	L 13-24	6,627
Nov. 15	{13/12}	Massachusetts [CSN] {22/20}	W 52-21	6,231
Nov. 22	{11/11}	at Maine {17/17}	W 28-24	5,719
Nov. 29	{10/10}	at Southern Illinois {9/8}	W 29-20	5,461
Dec. 6	{10/10}	at Northern Iowa [ESPNGP, E360, CSN-NE] {4/4}	L 34-36	9,055

CAA Team's Coaches & Sports Network Rankings listed prior to Opponent/Opponent's Coaches & Sports Network Rankings listed after Opponent at time game was played




brian mcnally



scott sicko



r.j. toman



dino vasso



new hampshire wildcats by the numbers...

2009 SPRING ROSTER

No.	Name	Ct.	Pos.	Ht./Wt.	Hometown/HS (Last School)
4	Ware, Sean	Sr.	LB	6-2/225	Bristol, Conn./Bristol Central
5	Gorrell, Anthony	Jr.	DB	5-11/170	Clayton, N.J./Notre Dame
6	Chandler, Chris	Jr.	WR	6-2/210	Wakefield, Mass./Bridgton Academy
7	DeLago, A.J.	Fr. (R)	K	5-11/200	Menands, N.Y./Albany Academy
8	McGuinness, Ryan	So.	DB	6-1/195	Howell, N.J./Milford Academy
9	Vasso, Dino	Jr.	DB	5-10/175	Crum Lynne, Pa./Ridley
10	Welch, Matt	Fr. (R)	QB	6-5/210	Lowell, Mass./Lowell
11	Mangieri, Mickey	So.	WR	5-11/180	Bedford, N.Y./Fox Lane
12	Toman, R.J.	Jr.	QB	6-1/195	Mission Viejo, Calif./Mission Viejo
13	Vick, Josh	Fr. (R)	QB	6-1/215	Apollo, Pa./Kiski
15	Cosgrove, Jamie	Jr.	LB	6-1/220	Sharon, Mass./Catholic Memorial
16	Greene, Mike	Jr.	WR	6-2/200	Stonington, Conn./Cushing Academy
17	Klein, Terrence	Sr.	DB	5-11/195	Westwood, N.J./St. Joseph Regional
19	Auffray, Kyle	Sr.	WR	6-5/233	Cornwall, N.Y./Mississippi St. U.
20	Flemings, Kyle	So.	DB	5-11/175	Forty Fort, Pa./Bishop Hoban
21	Manning, Tom	Sr.	PK/P	6-1/215	Rome, N.Y./Rome Free Academy
22	Negron, Travis	Sr.	WR	5-10/175	San Diego, Calif./Clairemont
24	Jellison, Sean	Jr.	RB	5-10/210	Amherst, N.H./Souhegan
26	Hinds, Ryan	Sr.	DB	6-1/190	Toronto, Ontario/North Toronto
27	Kackert, Chad	Sr.	RB	5-8/190	Simi Valley, Calif./Grace Brethren
28	Tkowski, R.J.	So.	DB	5-11/175	Medway, Mass./Medway
30	Bizcaino, William	Fr. (R)	DB	6-0/180	Dorchester, Mass./Cathedral
31	Peters, Dontra	Fr. (R)	WR/DB	6-0/180	Annapolis, Md./St. Mary's
32	Sweeney, Shawn	Fr. (R)	RB	6-1/195	Plymouth, N.H./Plymouth Regional
33	Souza, Hugo	Jr.	SS	5-11/210	Marshfield, Mass./Marshfield
35	Howard, Kenneth	Fr. (R)	RB	5-10/210	Plainfield, N.J./The Hun School
37	Garron, Andre	So.	DB	5-9/170	Bedford, N.H./Manchester West
39	Duffey, John	So.	DB	6-2/215	Tarentum, Pa./Highlands
40	Perkins, Mike	Jr.	DB	5-11/200	Hingham, Mass./Berkshire School
41	Neal, Peter	So.	WR	5-11/175	Lynnfield, Mass./St. John's Prep.
42	MacNevin, Shawn	So.	DB	5-10/195	Strafford, N.H./Spaulding
43	Greer, John	So.	DB	6-1/205	Buffalo, N.Y./St. Joseph Collegiate
44	Jackson, Devon	Jr.	LB	6-1/235	Williamstown, N.J./Williamstown
45	Walker, Rod	So.	DB	6-0/205	Portsmouth, N.H./Portsmouth
46	Pierce, Mike	Fr. (R)	LB	6-0/205	Andover, Mass./Andover
47	Mayhew, Bryan	Jr.	DB	5-10/180	Plymouth, N.H./Plymouth Regional
48	Ruhl, Dan	Sr.	DE	6-1/240	Sanibel Island, Fla./Valley Forge Prep
49	Sargent, Tyler	Fr. (R)	DB	5-11/180	Fairview, Pa./Fairview
51	Petercuskie, Mark	So.	LB	6-0/210	Holliston, Mass./Holliston
52	Evans, Matt	Fr. (R)	LB	6-0/200	Hanover, Mass./Thayer Academy
53	Zarkoskie, Chris	Fr. (R)	OL	6-2/290	West Caldwell, N.J./Seton Hall Prep.
54	Buzbee, Alan	Fr. (R)	LB	6-3/225	Chester, N.J./Seton Hall Prep.
55	Drazin, Andrew	Fr. (R)	LB	6-2/210	Hollis, N.H./Hollis-Brookline
56	Jenkins, James	So.	LB	6-2/210	Patterson, N.J./Paramus Catholic
57	McMath, Jeff	So.	DB	6-0/205	Peabody, Mass./Bridgton Academy
60	Smith, Jared	Fr. (R)	DL	6-4/275	Greencastle, Pa./Greencastle-Antrim
62	Murray, John	So.	DL	6-3/240	Aston, Pa./Garnet Valley
63	Barnes, John	Sr.	OL	6-4/315	Hollis, N.H./George Washington
64	Lane, Josh	Fr. (R)	OL	6-2/275	Derry, N.H./Pinkerton Academy
65	Neill, Tom	Sr.	OL	6-4/285	Syracuse, N.Y./The Tilton School
67	Looney, David	Jr.	DL	6-2/240	Delmar, N.Y./Bethlehem Central
68	Pecoraro, George	So.	OL	6-4/270	Cresskill, N.J./Cresskill
69	Martin, Isaiah	Fr. (R)	OL	6-2/285	Pennsauken, N.J./Pennsauken
70	Elmore, Jayson	So.	OL	6-3/255	Hershey, Pa./Hershey
72	DiLima, Mickey	Fr. (R)	OL	6-5/285	Kensington, Md./Our Lady of Good Counsel
73	Moher, Will	So.	OL	6-1/280	Bedford, N.H./Manchester West
74	McCarthy, Walter	Fr. (R)	OL	6-5/240	Warwick, R.I./Milton Academy
75	Coururier, Mike	Fr. (R)	OL	5-10/280	Dover, N.H./Dover
77	Price, Seth	Sr.	OL/TE	6-6/280	Grove City, Ohio/Grove City
78	Larkin, Dan	Sr.	OL	6-4/300	Rochelle Park, N.J./Bergen Catholic
80	McLaughlin, Matt	Fr. (R)	WR	5-11/165	New Market, N.H./St. Thomas
81	Strand, Ronnie	Sr.	TE	6-4/220	Tuckahoe, N.Y./Wyoming Seminary
82	Wright, J.T.	Jr.	WR	6-0/190	Agoura Hills, Calif./Agoura
84	Orlando, Joey	Fr. (R)	WR	5-11/175	Bethlehem, Pa./Liberty
85	Mohammed, K.	Jr.	TE	6-6/230	San Diego, Calif./Hoover
86	Jeannot, Chris	So.	TE	6-6/230	Moon Township, Pa./Moon Area
87	Cullen, Sean	So.	TE	6-4/220	Naples, Fla./Baron Collier
88	Mason, Kevon	Jr.	WR	6-4/215	Quincy, Mass./Xavarian Brothers
89	Sicko, Scott	Sr.	TE	6-3/230	Stillwater, N.Y./LaSalle Institute
91	Young, Steve	Jr.	DT	6-4/285	Rochester, N.H./Spaulding
92	Mailloux, Lance	Jr.	DE	6-1/230	Bedford, N.H./Manchester West
93	Maroney, Kyle	Sr.	DE	6-2/240	Brockport, N.Y./West Point
94	Vines, Randi	Fr. (R)	DL	6-3/240	Oxnard, Calif./Santa Clara
95	Long, Jordan	Sr.	DT	6-3/275	Springfield, Mass./Commerce
96	Steele, Tim	Jr.	DL	5-11/288	Springfield, Mass./SABIS International
97	Peters, Kevin	Sr.	DE	6-3/240	Pleasantville, N.J./St. Joseph's
98	McNally, Brian	So.	DE	6-4/240	Cornwall, N.Y./Cornwall
99	Glasgow, Ryan	Jr.	P	6-4/200	Bedford, N.H./Manchester West
	Asam, Manny	Fr.	WR/DB	6-0/175	Bloomfield, N.J./Worcester Academy
	Archer, Rich	Fr.	OL/DL	6-2/270	St. Cloud, Fla./Kissimmee-Osceola
	Beranger, Chris	Fr.	RB/DB	6-0/180	Winthrop, Mass./Winthrop
	Colbert, Jay	Fr.	TE/DE	6-1/230	Langhorne, Pa./Neshaminy
	Gangelhoff, Kevin	Fr.	TE/LB	6-3/230	Odense, Denmark/Kimball Union Academy
	Houston, Chris	Fr.	WR/DB	5-8/160	Harrisburg, Pa./Bishop McDevitt
	Jamerson, Jack	Fr.	DL/OL	6-4/245	Washington, Pa./Trinity
	Marceau, Corey	Jr.	P	5-10/165	Stratham, N.H./Exeter
	McNulty, Andrew	So.	K	5-10/170	Flemington, N.J./Hunterdon Central
	Cody Muller	Fr.	OL/DE	6-3/230	Souderton, Pa./Souderton
	O'Neill, Seamus	Fr.	OL/DL	6-3/270	Manchester, N.H./Central
	Roach, Jason	So.	DB	5-9/190	Dorchester, Mass./Dorchester
	Schmalhofer, N	Fr.	OL/DL	6-4/240	Lancaster, Pa./Lancaster Catholic

2009 TEAM INFORMATION

Total No. of Starters Returning: 13

Offense: 4

- OL - Tom Neill
- TE - Scott Sicko
- QB - R.J. Toman
- WR - J.T. Wright

Defense: 8

- DB - Ryan Hinds
- DL - Jordan Long
- DL - Brian McNally
- DL - Kevin Peters
- LB - Hugo Souza
- DB - Dino Vasso
- LB - Sean Ware
- DL - Steve Young

Special Teams: 1

- PK - Tom Manning

Total No. of Starters Lost: 11

Offense: 7

- WR - Mike Boyle
- OL - Eric Cumba
- OL - Josh Droesch
- OL - Andrew Elwell
- WR - Terrence Fox
- OL - Chris McClurg
- RB - Robert Simpson

Defense: 3

- DB - John Clements
- LB - Maurice Duper
- LB - Matt Parent

Special Teams: 1

- P - Tom Bishop

Total No. of Letterwinners Returning: 36

Offense: 16
Defense: 20
Special Teams: 0

Total No. of Letterwinners Lost: 14

Offense: 9
Defense: 4
Special Teams: 1

NOTE: Special Teams include kickers and punters only.



new hampshire head coach sean mcdonnell



2008



2004



2003



1998



new hampshire wildcats' all-star candidates



BRIAN MCNALLY
Soph. - Defensive Lineman
6-4 - 240 - Cornwall, N.Y.

-- Returns as the starter at defensive end after starting all 13 games in 2008.
 -- Named CAA Rookie of the Year for his efforts in 2008.

- Finished ninth on the team in tackles (20-35-55).
- Led New Hampshire with nine tackles for a loss of 26 yards.
- Recorded 2.5 sacks last season.
- Recovered one fumble and forced a fumble.

MCNALLY'S CAREER STATS						
YEAR	GP	S-A-Tackles	SK/TFL	Int	PBU	FF/FR
2008	13	20-35-55	2.5/9.0	0	0	1/1
Career	13	20-35-55	2.5/9.0	0	0	1/1



R.J. TOMAN
Junior - Quarterback
6-1 - 195 - Mission Viejo, Calif.

-- Coming off of his first year as a starter in all 13 games.
 -- Passed for 28 touchdowns and rushed for six.

- Broke the 3,000 yard passing mark with 3,110 yards, good for fourth-best all-time at New Hampshire.
- Completed 256-of-389 passes in his career. His attempts (355) ranked ninth all-time at New Hampshire and his single-season completion total (231) was ranked seventh all-time.

TOMAN'S CAREER STATS									
----- Passing -----									
--- Rushing ---									
YEAR	GP	Comp.-Att.-Int.	Yds.	TD	Lg.	Att.	Yds.	TD	
2007	5	25-34-0	310	4	36	20	74	1	
2008	13	231-355-15	3110	28	77	106	219	6	
Career	18	256-389-15	3420	32	77	126	293	7	



SCOTT SICKO
Senior - Tight Ends
6-3 - 230 - Stillwater, N.Y.

-- Named an All-American by several media outlets following the 2008 and 2007 seasons.
 -- Named First Team all-conference for his efforts.

- Made 50 catches for the second consecutive season at New Hampshire.
- Caught a career-high seven touchdowns last season.
- Compiled a season-best 660 receiving yards in 2009.
- Started all 13 games for the 'Cats.

SICKO'S CAREER STATS							
YEAR	GP	No.	Yds	TD	Long	Avg/G	Avg/C
2006	6	2	19	0	12	3.17	9.50
2007	12	51	619	6	35	51.58	12.14
2008	13	50	660	7	65	50.77	13.20
Career	31	103	1298	13	65	41.87	12.60



DINO VASSO
Junior - Defensive Back
5-10 - 175 - Crum Lynne, Pa.

-- Led the entire New Hampshire squad in total tackles with 66-33-99.
 -- Tied for the team lead in interceptions with five for 113 yards.

- Tied for the New Hampshire lead in pass breakups with six.
- Forced two fumbles in 2008.
- Started all 13 games for the Wildcats.

VASSO'S CAREER STATS						
YEAR	GP	S-A-Tackles	SK/TFL	Int	PBU	FF/FR
2007	12	33-22-55	0.0/1.5	2	3	0/1
2008	13	66-33-99	0.0/1.0	5	6	2/0
Career	25	99-55-154	0.0/2.5	7	9	2/1



2008 new hampshire wildcats review

2008 GAME-BY-GAME

Date	Time	Opponent	UNH		OPP		Offense			Defense						
			Att.	SN Coach	SN Coach	Run	Pass	Total	Passes	TO	Run	Pass	Total	Passes	TO	
S6	W 28-10	at Army [tv]	25762	15	15		184	138	322	12-17-1	2	169	95	264	7-11-0	4
S13	W 51-43	at Rhode Island [tv]	4113	10	10		200	309	509	29-40-1	2	37	480	517	38-70-2	3
S20	W 32-24	Albany	7215	10	10	rv	158	255	413	21-33-2	2	99	283	382	21-31-0	0
S27	W 42-6	at Dartmouth [tv]	4427	7	8		265	260	525	22-30-1	1	87	151	238	20-36-2	3
O11	L 34-38	William and Mary	13255	4	4	rv rv	163	305	468	27-37-2	2	185	310	495	30-40-2	2
O18	W 33-21	at Northeastern [tv]	6109	11	11	rv rv	113	277	390	25-36-0	1	74	236	310	28-45-1	1
O25	W 42-14	Towson [tv]	8003	10	10		142	292	434	20-26-0	1	129	317	446	36-50-2	3
N1	W 45-25	Hofstra	5297	9	8		138	140	278	14-24-1	2	149	190	339	24-43-5	7
N8	L 13-24	at Villanova [tv]	6627	8	7	6 8	50	264	314	18-28-0	1	222	120	342	13-18-1	2
N15	W 52-21	Massachusetts [tv]	6231	13	12	22 20	326	295	621	10-18-0	0	166	211	377	22-41-4	6
N22	W 28-24	at Maine	5719	11	11	17 17	163	127	290	6-12-1	2	134	98	232	6-17-2	3
N29	W 29-20	at Southern Illinois	5461	10	10	9 8	127	257	384	16-32-3	4	167	169	336	19-39-2	3
D6	L 34-36	at Northern Iowa [tv]	9055	10	10	4 4	99	243	342	16-30-4	6	141	263	404	19-30-1	3

INDIVIDUAL PASSING

Name	GP	Effic	Att-Cmp-Int	Pct	Yds	TD	Long	Avg/G
R.J. Toman	13	156.24	231-355-15	65.1	3110	28	77	239.2
Kevin Decker	7	105.26	5-7-1	71.4	52	0	34	7.4
Mike Boyle	13	0.00	0-0-0	0.0	0	0	0	0.0
Total.....	13	154.82	236-363-16	65.0	3162	28	77	243.2
Opponents.....	13	113.23	283-471-24	60.1	2923	16	83	224.8

TEAM STATISTICS

	New Hampshire	Opponent
SCORING	463	306
Points Per Game	35.6	23.5
FIRST DOWNS	242	276
Rushing	97	104
Passing	133	151
Penalty	12	21
RUSHING YARDAGE	2128	1759
Yards gained rushing	2489	2052
Yards lost rushing	361	293
Rushing Attempts	474	518
Average Per Rush	4.5	3.4
Average Per Game	163.7	135.3
TDs Rushing	24	21
PASSING YARDAGE	3162	2923
Att-Comp-Int	363-236-16	471-283-24
Average Per Pass	8.7	6.2
Average Per Catch	13.4	10.3
Average Per Game	243.2	224.8
TDs Passing	28	16
TOTAL OFFENSE	5290	4682
Total Plays	837	989
Average Per Play	6.3	4.7
Average Per Game	406.9	360.2
KICK RETURNS: #-Yards	53-1251	81-1684
PUNT RETURNS: #-Yards	14-137	17-117
INT RETURNS: #-Yards	24-649	16-145
KICK RETURN AVERAGE	23.6	20.8
PUNT RETURN AVERAGE	9.8	6.9
INT RETURN AVERAGE	27.0	9.1
FUMBLES-LOST	14-10	22-16
PENALTIES-Yards	89-815	60-558
Average Per Game	62.7	42.9
PUNTS-Yards	48-1805	54-2072
Average Per Punt	37.6	38.4
Net punt average	33.9	35.1
TIME OF POSSESSION/Game	27:13	33:56
3RD-DOWN Conversions	72/169	92/208
3rd-Down Pct	43%	44%
4TH-DOWN Conversions	4/15	12/30
4th-Down Pct	27%	40%
SACKS BY-Yards	13-81	22-154
MISC YARDS	0	5
TOUCHDOWNS SCORED	60	38
FIELD GOALS-ATTEMPTS	15-21	13-21
ON-SIDE KICKS	1-1	0-2
RED-ZONE SCORES	45-50 90%	41-54 76%
RED-ZONE TOUCHDOWNS	32-50 64%	33-54 61%
PAT-ATTEMPTS	56-58 97%	33-36 92%
ATTENDANCE	40001	67273
Games/Avg Per Game	5/8000	8/8409
Neutral Site Games		0/0

INDIVIDUAL RUSHING

Name	GP	Att	Gain	Loss	Net	Avg	TD	Long	Avg/G
Robert Simpson	13	161	796	46	750	4.7	7	68	57.7
Chad Kackert	9	99	677	47	630	6.4	6	72	70.0
Sean Jellison	10	43	246	23	223	5.2	2	27	22.3
R.J. Toman	13	106	433	214	219	2.1	6	43	16.8
Mike Boyle	13	16	138	2	136	8.5	2	31	10.5
Terrance Fox	13	23	115	1	114	5.0	0	18	8.8
Mickey Mangieri	8	5	31	0	31	6.2	0	13	3.9
Kevin Decker	7	1	29	0	29	29.0	0	29	4.1
Matt O'Brien	6	4	11	0	11	2.8	0	4	1.8
Kevon Mason	6	1	7	0	7	7.0	0	7	1.2
Travis Negron	11	2	6	3	3	1.5	1	6	0.3
TEAM	8	13	0	25	-25	-1.9	0	0	-3.1
Total.....	13	474	2489	361	2128	4.5	24	72	163.7
Opponents.....	13	518	2052	293	1759	3.4	21	56	135.3

INDIVIDUAL RECEIVING

Name	GP	No	Yds	Avg	TD	Long	Avg/G
Mike Boyle	13	67	1116	16.7	10	64	85.8
Scott Sicko	13	50	660	13.2	7	65	50.8
Terrance Fox	13	36	490	13.6	4	67	37.7
Travis Negron	11	17	200	11.8	1	29	18.2
Matt O'Brien	6	17	122	7.2	0	20	20.3
Chad Kackert	9	15	176	11.7	2	30	19.6
Sean Jellison	10	8	63	7.9	2	22	6.3
J.T. Wright	10	7	75	10.7	0	18	7.5
Robert Simpson	13	6	57	9.5	0	18	4.4
Kevon Mason	6	6	55	9.2	0	13	9.2
Chris Jeannot	9	5	137	27.4	2	77	15.2
Mickey Mangieri	8	1	9	9.0	0	9	1.1
Kamal Mohammed	9	1	2	2.0	0	2	0.2
Total.....	13	236	3162	13.4	28	77	243.2
Opponents.....	13	283	2923	10.3	16	83	224.8

INDIVIDUAL DEFENSIVE LEADERS

Name	GP	Tackles			TFL/Yds	Sacks- No-Yds	Pass Def		Fumbles		Blkd Kick	Saf
		Solo	Ast	Total			Int-Yds	BrUp	FR-Yds	FF		
9 Dino Vasso	13	66	33	99	1.0-7	.	5-113	6	2	.	.	.
34 Matt Parent	12	33	64	97	7.0-21	2.0-10	2-100	3	2-5	.	.	.
4 Sean Ware	13	41	47	88	7.5-18	0.5-5	1-26	2	2-0	1	.	.
7 John Clements	12	50	36	86	2.0-2	.	3-147	6	2-0	.	.	.
33 Hugo Souza	13	38	28	66	6.0-14	1.0-3	1-6	3	2-22	3	.	.
17 Terrence Klein	13	28	31	59	2.0-9	0.5-4	4-28	4
44 Devon Jackson	13	32	26	58	2.0-10	1.0-8	1-0	4	1-0	.	.	.
10 Maurice Duper	13	24	34	58	1.5-4	.	.	1	1-0	.	.	.
98 Brian McNally	13	20	35	55	9.0-26	2.5-16	.	.	1-0	1	.	.
26 Ryan Hinds	13	36	17	53	1.5-6	.	5-218	8	.	1	.	.
Total.....	13	530	566	1096	71-235	13-81	24-649	45	15-27	15	2	1
Opponents.....	13	-	-	-	-	22-154	16-145	26	10-0	11	5	1



2008



2004



2003



1998



northeastern huskies

QUICK FACTS

Location _____ Brookline, Mass.
 Enrollment _____ 15,339
 Nickname _____ Huskies
 Colors _____ Red & Black
 Website _____ www.gonu.com
 Stadium _____ Parsons Field
 Stadium Capacity _____ 7,000
 Stadium Surface _____ Artificial Grass
 President _____ Dr. Joseph Aoun
 Athletics Director _____ Peter Roby
 Head Coach _____ Rocky Hager
 Head Coach Alma Mater, Year _____ Minot State, 1974
 Football Contact _____ Jack Grinold, Assoc. AD/Communications
 Football Contact Office Phone _____ 617-373-2691
 Lettermen Returning/Lost _____ 48/13
 Offensive Starters Returning/Lost _____ 5/6
 Defensive Starters Returning/Lost _____ 7/4
 2009 Fall Camp Reporting Date _____ August 9



HEAD COACH
Rocky Hager



Overall Record (Years)
108-64-1 (15 years)

Record at School (Years)
17-39 (5 years)

COACHING STAFF

Brian Surace _____ Offensive Coordinator/Offensive Line
 Frank Forcucci _____ Defensive Coordinator/Defensive Backs
 Eddie Davis _____ Special Teams Coordinator/Defensive Line
 Rapheal Dowdye _____ Runnin Backs
 Chris Ostrowsky _____ Recruiting Coordinator/Quarterbacks
 Ralph Clark _____ Inside Linebackers
 Eric Ouellette _____ Tight Ends
 Michael Lichten _____ Wide Receivers
 Corey Hetherman _____ Outside Linebackers

2009 SCHEDULE


Date	Opponent	Location	Series Record
Sept. 5	at Boston College	Chestnut Hill, Mass.	0-4
Sept. 12	*MAINE	Brookline, Mass.	16-24
Sept. 19	YOUNGSTOWN STATE	Brookline, Mass.	3-6
Sept. 26	*at Villanova	Villanova, Pa.	5-10
Oct. 3	HOLY CROSS	Brookline, Mass.	1-4
Oct. 10	*WILLIAM AND MARY	Brookline, Mass.	2-11
Oct. 24	*TOWSON	Brookline, Mass.	6-3
Oct. 31	*at New Hampshire	Durham, N.H.	14-40-1
Nov. 7	*at Massachusetts	Amherst, Mass.	8-29-1
Nov. 14	*HOFSTRA	Brookline, Mass.	9-6
Nov. 21	*at Rhode Island	Kingston, R.I.	25-29-2

2008 RESULTS -- 2-10, 1-7 CAA


Home Stadium: Parsons Field (7,000)

Home: 1-4	Away: 1-6	vs. Division: 0-5	vs. Top 25 (SN): 0-5
Total Home Attendance: 14,683		Average Home Attendance: 2,937	
Aug. 28	at Ball State	L 14-48	13,068
Sept. 13	at Georgia Southern {17/15}	L 27-34 (ot)	17,491
Sept. 20	{-/rv} at Syracuse [ERT, E360]	L 21-30	34,694
Sept. 27	UC Davis [CSN]	W 27-10	1,137
Oct. 4	at Towson [CSN, CSS]	W 35-17	4,032
Oct. 11	{rv/-} Massachusetts [CSN, CSS] {13/11}	L 24-28	4,155
Oct. 18	{rv/rv} New Hampshire [CSN] {11/11}	L 21-33	6,109
Oct. 25	at Maine [WABI] {rv/rv}	L 0-20	5,968
Nov. 1	Villanova {7/10}	L 14-20	2,205
Nov. 8	at William and Mary {14/16}	L 17-38	8,231
Nov. 15	at Hofstra	L 14-42	1,520
Nov. 22	Rhode Island	L 14-29	1,077

CAA Team's Coaches & Sports Network Rankings listed prior to Opponent/Opponent's Coaches & Sports Network Rankings listed after Opponent at time game was played




david akinnyi



phil higgins



kevin newhall



nate thellen



northeastern huskies by the numbers...

2009 SPRING ROSTER

No.	Name	Ct.	Pos.	Ht./Wt.	Hometown/HS/Last School
1	Darryl Jones	Jr.	DB	5'10/184	Landover, MD/St. John's College High
2	Nate Thellen	Jr.	DB	6'2/201	Brockton, MA/Brockton
3	Matt Carroll	RFr.	QB	6'2/225	Kennett Square, PA/Unionville
4	Emmanuel Matthews	So.	DB	6'0/175	Pittsburgh, PA/Pittsburgh Central Catholic
5	Alex Dulski	Jr.	QB	6'4/215	Walpole, MA/Walpole
6	Adhir Ravipati	Sr.	WR	6'5/200	Saratoga, CA/Harker/San Diego
7	Steven Murray Sesay	So.	DB	5'10/165	Fort Washington, MD/Friendly
8	Tony Lott	Sr.	WR	6'3/223	Owings Mills, MD/McDonough School
9	Jesse Sparks	RFr.	WR	5'10/165	Cambridge, MA/Cambridge Rindge & Latin
10	Ty Sibert	Sr.	TE	6'1/251	Glenn Dale, MD/Eleanor Roosevelt
11	Peter-Jean Francois	RFr.	DB	5'10/185	Davie, FL/University School of NSU
12	Kerry Pollard	Sr.	LB	6'0/235	Upper Marlboro, MD/Eleanor Roosevelt
13	Matt Reingold	Jr.	DB	6'0/195	Upper Grandview, NY/Nyack
14	Demetrius Biggs	So.	DB	6'0/195	Marietta, GA/Marietta
15	T.J. Jackson	So.	WR	6'1/185	Newnan, GA/Northgate
16	Paul Branco	Jr.	K	5'9/163	Brockton, MA/Brockton
17	Alton Bradley	Sr.	DB	6'2/230	Chesapeake, VA/Western Branch
18	Jacquez Fears	So.	DB	5'9/185	Fairburn, GA/Whitewater/Creekside
19	Alan Battista	So.	K	5'9/180	Belchertown, MA/Williston Northampton School
20	Elijah Harris	So.	RB	5'9/180	North Attleboro, MA/North Attleboro
21	Tony Torres	So.	RB	6'0/200	Jamaica Plain, MA/Wayland
22	Mat Johnson	Sr.	K	5'10/153	Ankeny, IA/Ankeny
23	David Racca	Sr.	WR	5'10/150	Northboro, MA/Algonquin
24	Rashad Jordan	Sr.	DB	6'0/194	Dorchester, MA/Catholic Memorial
25	Jake Catlin	Sr.	DB	5'11/208	Ashburnham, MA/Oakmont Regional
26	Lloyd Clarke	Jr.	FB	6'0/224	Winter Park, FL/Winter Park
28	John Griffin	Jr.	RB	6'0/197	Fitchburg, MA/Oakmont Regional
29	Jay Bornstein	Jr.	TE	6'2/224	Norton, MA/Bishop Feehan
31	Tyler Church	Sr.	FB	5'4/191	Scottsdale, AZ/Horizon
32	Branden Crossover	RFr.	DB	6'0/183	Sicklerville, NJ/Winslow Township
33	Ben Burud	So.	LB	6'3/207	Townsend, MA/North Middlesex
34	Craig Kenney	Sr.	LB	6'1/227	Branford, CT/Branford
37	TJ Strunk	RFr.	RB	5'7/175	West Palm Beach, FL/Benjamin/Northfield Mt. Hermon
38	Chris Byrne	Sr.	DL	6'3/251	Tewksbury, MA/Tewksbury
39	Mickey Moses	RFr.	DB	6'0/175	Huntington Beach, CA/Servite
40	Dan Elwood	Sr.	FB	6'2/226	Walpole, MA/Walpole/Worcester Academy
41	Devone Williams	Jr.	DB	5'8/159	Southbridge, MA/Chapel Hill-Chauncy Hall
42	Isaac Whitworth	RFr.	RB	6'0/191	Milton, MA/Catholic Memorial
43	Derrick Brisbane	So.	LB	6'0/215	Newnan, GA/Northgate
45	Erik Lichter	So.	LB	5'11/205	Coconut Grove, FL/Gulliver Preparatory
46	Phil Higgins	Sr.	LB	5'11/211	Accokeek, MD/Gwynn Park
47	Chad Parham	Jr.	LB	6'1/227	Fairburn, GA/Creekside
48	Ed Gosa	RFr.	LB	6'2/200	Jonesboro, GA/Banneker
50	Michael Laperriere	So.	LB	6'3/240	Buzzards Bay, MA/Wareham
51	Dan Mason	Sr.	OL	6'4/280	Holliston, MA/Xaverian Brothers
52	Jon Jeune	So.	LB	5'9/231	Highland Mills, NY/Don Bosco Prep
56	Matt Cunha	So.	DL	6'5/226	Lexington, MA/Lexington
57	Mike Lukenda	Sr.	DL	6'2/275	Downingtown, PA/Downingtown East
59	Spencer Toth	RFr.	LB	6'2/205	Boonton, NJ/Seton Hall Prep
60	Brian Palangi	RFr.	OL	6'4/286	Nahant, MA/Swampscott
63	Zach Abrams	Sr.	LS	6'1/230	Sharon, MA/Xaverian Brothers
64	John Pfund	Sr.	OL	6'2/285	Doylestown, PA/Central Bucks East
65	Kevin Newhall	Sr.	OL	6'4/289	Malden, MA/Malden
67	Jeff Black	RFr.	LS	6'1/240	Rochester, NY/Irondequoit
70	Greg Niland	Jr.	OL	6'5/291	East Bridgewater, MA/Coyle-Cassidy
71	Dan Duggan	RFr.	DL	6'0/270	Hyde Park, MA/Boston Latin
72	Yaroslav Mukha	So.	OL	6'5/314	Philadelphia, PA/Northeast
73	Frank McPhee	So.	OL	6'3/295	Weymouth, MA/Catholic Memorial
74	Geoff Morris	Sr.	OL	6'6/292	Havertown, PA/Haverford Township
76	Martin Wallace	RFr.	OL	6'6/285	New York, NY/Beacon School
78	Matt Allain	Sr.	OL	6'4/325	Worcester, MA/St. Peter-Marian
79	Gregory Martell	So.	OL	6'5/294	Mansfield, MA/Mansfield
80	Greg Abelli	Jr.	WR	5'11/170	Billerica, MA/Billerica/New Hampton School
81	Josh Weinstein	So.	DB	5'11/185	Mashpee, MA/Bishop Stang
82	Ron Conway	Sr.	P/WR	6'3/200	Norton, MA/Bishop Feehan
85	Jim Chin	RFr.	WR	5'7/152	Columbus, NJ/Northern Burlington Regional
86	Greg Ux	RFr.	WR	6'2/200	Nashua, NH/Nashua South
88	Mark Lorber	So.	TE	6'3/227	San Diego, CA/St. Augustine
89	Conor Gilmartin-Donohue	Jr.	TE	6'6/253	White Plains, NY/White Plains
90	David Akinniyi	Jr.	LB	6'4/245	Rocklin, CA/Rocklin
91	Chad Parham	Jr.	DL	6'1/227	Fairburn, GA/Creekside
92	Sean Fracalossi	Sr.	DL	6'4/254	Mt. Carmel, PA/Mt. Carmel
93	Floran Kacaku	Sr.	LB	6'0/228	Rosindale, MA/Hyde Park
95	Jeff Emmons	RFr.	DL	6'3/242	Acton, MA/Acton-Boxboro/Worcester Academy
96	Woody Romelus	Sr.	DL	6'5/268	Brockton, MA/Brockton
97	Jason Vega	Sr.	DL	6'5/246	Brockton, MA/Brockton
99	David Button	Sr.	K	6'2/205	Concord, MA/Concord-Carlisle

2009 TEAM INFORMATION

Total No. of Starters Returning: 14

Offense: 5

- FB - Lloyd Clarke
- WR - Tony Lott
- OL - Geoff Morris
- OL - Kevin Newhall
- OL - Greg Niland

Defense: 7

- LB - David Akinniyi
- LB - Phil Higgins
- DB - Darryl Jones
- DB - Rashad Jordan
- LB - Mike Laperriere
- DB - Nate Thellen
- DL - Jason Vega

Special Teams: 2

- P - Ron Conway
- PK - Mat Johnson

Total No. of Starters Lost: 10

Offense: 6

- RB - Alex Broomfield
- OL - Art Dias
- TE - Brian Mandeville
- QB - Anthony Orio
- OL - Tyler Perkins
- WR - Chris Plum

Defense: 4

- LB - Cornelius Bunch
- DL - Wil Colon
- DB - Cord Parks
- DL - Corey Thomas

Special Teams: 0

Total No. of Letterwinners Returning: 48

Offense: 21

Defense: 24

Special Teams: 3

Total No. of Letterwinners Lost: 13

Offense: 8

Defense: 5

Special Teams: 0

NOTE: Special Teams include kickers and punters only.



northeastern head coach rocky hager



2008



2004




2003



1998



northeastern huskies' all-star candidates



DAVID AKINNIYI

Junior - Linebacker
6-4 - 245 - Rocklin, Calif.

-- Returns as a third-year starter in 2009 and has played in every Northeastern game since 2007.

-- Two-time CAA Football Academic All-Conference selection.

-- Led the Huskies in sacks (6.0), tackles for loss (8.5), fumbles forced (2) and fumble recoveries (2).

-- Finished seventh in CAA Football in sacks (0.5/g).

AKINNIYI'S CAREER STATS

YEAR	GP	S-A-Tackles	SK/TFL	Int	PBU	FF/FR
2007	11	19-23-42	2.0/3.0	1	3	2/0
2008	12	32-27-59	6.0/8.5	0	1	2/2
Career	24	51-50-101	8.0/11.5	1	4	4/2



KEVIN NEWHALL

Senior - Offensive Lineman
6-4 - 289 - Malden, Mass.


-- Returns as a fourth-year starter in 2009.

-- Has played in every Northeastern game since 2006.

-- Named Third Team All-CAA Football in 2008 and Second Team All-CAA Football in 2007.

-- Named to the CAA Football Academic All-Conference team in 2008.

-- Part of a Husky offensive line which finished 12th in the NCAA in fewest sacks allowed in 2008.



PHIL HIGGINS

Senior - Linebacker
5-11 - 211 - Accokeek, Md.

-- Earned Third Team All-CAA Football and All-New England honors in 2008 in his first season as a starter.

-- Team-leading 122 tackles in 2008 good for fifth all-time in NU single-season history.

-- His 75 solo tackles in 2008 were the most by an NU player since Reggie Thornton had 76 in 1995.

-- Led CAA Football and finished tied for 18th in the NCAA in tackles per game (10.17) during the 2008 season.

HIGGINS' CAREER STATS

YEAR	GP	S-A-Tackles	SK/TFL	Int	PBU	FF/FR
2006	11	3-4-7	0.0/0.0	0	0	0/0
2007	10	20-20-40	0.0/0.0	0	0	0/0
2008	12	75-47-122	0.5/2.0	0	2	1/0
Career	33	98-71-169	0.5/2.0	0	2	1/0



NATE THELLEN

Junior - Defensive Back
6-2 - 201 - Brockton, Mass.

-- Named Third Team All-CAA Football in 2008.

-- Led Northeastern in interceptions and finished fourth in tackles in 2008.

-- Named CAA Football Defensive Player of the Week, Sports Network National Player of the Week and ECAC Co-Defensive Player of the Week Sept. 29, 2008, after making three interceptions and returning one 92 yards for a touchdown against UC Davis.

-- Finished second in CAA Football and tied for 15th in the NCAA in interceptions (0.45/g).

THELLEN'S CAREER STATS

YEAR	GP	S-A-Tackles	SK/TFL	Int	PBU	FF/FR
2007	11	34-18-52	0.0/0.0	1	4	2/1
2008	11	36-22-58	0.0/0.0	5	3	0/0
Career	22	70-40-110	0.0/0.0	6	7	2/1



2008 northeastern huskies review

2008 GAME-BY-GAME

Date	Time	Opponent	Att.	NU		OPP		Offense			Defense			TO			
				SN	Coach	SN	Coach	Run	Pass	Total	Passes	TO	Run		Pass	Total	Passes
A28	L 14-48	at Ball State	13068					93	231	324	20-37-0	0	190	297	487	22-26-0	0
S13	L 27-34 (ot)	at Georgia Southern	17491			17	15	165	287	452	24-39-0	2	115	308	423	17-30-0	3
S20	L 21-30	at Syracuse [tv]	34694		rv			90	293	383	23-37-2	3	271	167	438	14-17-0	1
S27	W 27-10	UC Davis [tv]	1137					178	86	264	6-17-1	1	106	288	394	305104	6
O4	W 35-17	at Towson [tv]	4032					140	275	415	18-21-0	0	67	358	425	31-46-1	2
O11	L 24-28	Massachusetts [tv]	4155	rv		13	11	233	190	423	11-21-0	3	210	265	475	20-30-1	2
O18	L 21-33	New Hampshire [tv]	6109	rv	rv	11	11	74	236	310	28-45-1	1	113	277	390	25-36-0	1
O25	L 0-20	at Maine [tv]	5968			rv	rv	69	184	253	18-39-4	4	246	136	382	10-14-0	0
N1	L 14-20	Villanova	2205			7	10	65	210	275	20-30-2	2	216	210	426	14-19-2	2
N8	L 17-28	at William and Mary	8231			14	16	110	247	357	25-44-1	1	198	217	415	15-22-0	1
N15	L 14-42	at Hofstra	1520					74	97	171	17-29-2	3	342	181	523	16-23-0	2
N22	L 14-29	Rhode Island	1077					143	47	190	5-20-1	1	211	157	368	13-22-0	0

INDIVIDUAL PASSING

Name	GP	Effic	Att-Cmp-Int	Pct	Yds	TD	Long	Avg/G
Anthony Orio	12	112.86	185-328-12	56.4	2058	11	80	171.5
John Sperrazza	6	117.55	23-39-2	59.0	241	2	40	40.2
Alex Broomfield	11	157.24	4-10-0	40.0	61	2	21	5.5
Ron Conway	12	217.60	1-1-0	100.0	14	0	14	1.2
Chris Plum	12	175.60	1-1-0	100.0	9	0	9	0.8
Total.....	12	114.95	214-379-14	56.5	2383	15	80	198.6
Opponents.....	12	150.04	227-336-8	67.6	2861	16	65	238.4

TEAM STATISTICS

	Northeastern	Opponent
SCORING	228	349
Points Per Game	19.0	29.1
FIRST DOWNS	215	268
Rushing	77	124
Passing	121	127
Penalty	17	17
RUSHING YARDAGE	1429	2278
Yards gained rushing	1649	2538
Yards lost rushing	220	260
Rushing Attempts	362	493
Average Per Rush	3.9	4.6
Average Per Game	119.1	189.8
TDs Rushing	15	24
PASSING YARDAGE	2383	2861
Att-Comp-Int	379-214-14	336-227-8
Average Per Pass	6.3	8.5
Average Per Catch	11.1	12.6
Average Per Game	198.6	238.4
TDs Passing	15	16
TOTAL OFFENSE	3812	5139
Total Plays	741	829
Average Per Play	5.1	6.2
Average Per Game	317.7	428.2
KICK RETURNS: #-Yards	54-1024	40-716
PUNT RETURNS: #-Yards	11-64	23-374
INT RETURNS: #-Yards	8-168	14-178
KICK RETURN AVERAGE	19.0	17.9
PUNT RETURN AVERAGE	5.8	16.3
INT RETURN AVERAGE	21.0	12.7
FUMBLES-LOST	15-7	19-12
PENALTIES-Yards	63-608	90-835
Average Per Game	50.7	69.6
PUNTS-Yards	53-2096	26-1025
Average Per Punt	39.5	39.4
Net punt average	28.7	35.4
TIME OF POSSESSION/Game	28:23	31:37
3RD-DOWN Conversions	68/159	70/147
3rd-Down Pct	43%	48%
4TH-DOWN Conversions	6/20	9/21
4th-Down Pct	30%	43%
SACKS BY-Yards	20-141	11-84
MISC YARDS	1	0
TOUCHDOWNS SCORED	31	44
FIELD GOALS-ATTEMPTS	4-7	16-24
ON-SIDE KICKS	0-0	0-0
RED-ZONE SCORES	26-37 70%	43-55 78%
RED-ZONE TOUCHDOWNS	22-37 59%	32-55 58%
PAT-ATTEMPTS	30-31 97%	37-41 90%
ATTENDANCE	14683	85004
Games/Avg Per Game	5/2937	7/12143
Neutral Site Games		0/0

INDIVIDUAL RUSHING

Name	GP	Att	Gain	Loss	Net	Avg	TD	Long	Avg/G
Alex Broomfield	11	219	954	62	892	4.1	10	48	81.1
John Griffin	10	45	223	16	207	4.6	2	17	20.7
Greg Abelli	12	14	152	1	151	10.8	1	41	12.6
Anthony Orio	12	59	235	105	130	2.2	1	13	10.8
John Sperrazza	6	7	30	4	26	3.7	1	13	4.3
Rob Theoudele	10	2	24	0	24	12.0	0	24	2.4
Tony Torres	11	9	23	1	22	2.4	0	5	2.0
Chris Plum	12	1	7	0	7	7.0	0	7	0.6
Lloyd Clarke	9	2	1	0	1	0.5	0	1	0.1
Elijah Harris	11	1	0	1	-1	-1.0	0	0	-0.1
TEAM	4	3	0	30	-30	-10.0	0	0	-7.5
Total.....	12	362	1649	220	1429	3.9	15	48	119.1
Opponents.....	12	493	2538	260	2278	4.6	24	67	189.8

INDIVIDUAL RECEIVING

Name	GP	No	Yds	Avg	TD	Long	Avg/G
Alex Broomfield	11	38	291	7.7	2	20	26.5
Greg Abelli	12	37	310	8.4	1	30	25.8
Tony Lott	11	35	449	12.8	1	27	40.8
Chris Plum	12	34	520	15.3	3	56	43.3
Brian Mandeville	8	24	337	14.0	2	27	42.1
C. Gilmartin-Donohue	11	14	141	10.1	3	26	12.8
Rob Theoudele	10	11	192	17.5	2	80	19.2
Lloyd Clarke	9	6	33	5.5	0	16	3.7
Tony Torres	11	4	25	6.2	0	14	2.3
Adhir Ravipati	3	3	29	9.7	0	13	9.7
Ty Sibert	4	3	25	8.3	0	11	6.2
John Griffin	10	3	20	6.7	1	11	2.0
Dan Elwood	11	1	13	13.0	0	13	1.2
Art Dias	12	1	-2	-2.0	0	0	-0.2
Total.....	12	214	2383	11.1	15	80	198.6
Opponents.....	12	227	2861	12.6	16	65	238.4

INDIVIDUAL DEFENSIVE LEADERS

Name	GP	Tackles-----			TFL/Yds	-Sacks- No-Yds	-----Pass Def-----		---Fumbles---		Blkd Kick	Saf
		Solo	Ast	Total			Int-Yds	BrUp	FR-Yds	FF		
46 Phil Higgins	12	75	47	122	2.0-5	0.5-0		2		1		
49 Cornelius Bunch	12	39	48	87	3.5-7		1-43			1		
90 David Akinniyi	12	32	27	59	8.5-53	6.0-47		1		2-5	2	
2 Nate Thellen	11	36	22	58			5-113	3				
1 Darryl Jones	11	32	25	57	0.5-1			3		1-0		
50 Michael Laperriere	12	28	28	56	2.5-9					1-0		
21 Cord Parks	12	39	15	54	2.5-6			4		2-0	1	
24 Rashad Jordan	12	38	15	53	0.5-2			3				
44 Kerry Pollard	12	21	19	40	0.5-1						1	
94 Wil Colon	12	24	15	39	7.5-37	5.0-32				1	2	1
Total.....	12	513	372	885	46-211	20-141	8-168	27	12-5	11	3	3
Opponents.....	12	-	-	-	-	11-84	14-178	49	7-0	6	3	-



2008



2004



2003



1998

rhode island rams

QUICK FACTS

Location _____ Kingston, R.I.
 Enrollment _____ 15,650
 Nickname _____ Rams
 Colors _____ Light Blue, Dark Blue & White
 Website _____ www.gorhody.com
 Stadium _____ Meade Stadium
 Stadium Capacity _____ 6,555
 Stadium Surface _____ Natural Grass
 President _____ Dr. Robert Carothers
 Athletics Director _____ Thorr Bjorn
 Head Coach _____ Joe Trainer
 Head Coach Alma Mater, Year _____ Dickinson, 1990
 Football Contact _____ Tom Symonds, Coordinator/Sports Information
 Football Contact Office Phone _____ 401-874-2409
 Lettermen Returning/Lost _____ 36/12
 Offensive Starters Returning/Lost _____ 8/3
 Defensive Starters Returning/Lost _____ 9/2
 2009 Fall Camp Reporting Date _____ August 9



HEAD COACH
Joe Trainer

Overall Record (Years)
13-20 (3 years)

Record at School (Years)
First Season



COACHING STAFF

Rob Neviaser _____ Defensive Coordinator/Defensive Line
 Chris Pincine _____ Offensive Coordinator
 Roy Istvan _____ Assistant Head Coach/Offensive Line
 Eddie Allen _____ Special Teams Coordinator/Running Backs
 Ryan Crawford _____ Secondary
 Bob Griffin _____ Tight Ends
 Tem Lukabu _____ Linebackers
 Ryan Roeder _____ Wide Receivers
 Jean Beljour _____ Offensive Assistant
 Ari Confesor _____ Secondary Assistant

2009 SCHEDULE


Date	Opponent	Location	Series Record
Sept. 5	FORDHAM	Kingston, R.I.	3-5
Sept. 19	*at Massachusetts	Amherst, Mass.	35-46-2
Sept. 26	at Connecticut	East Hartford, Conn.	34-49-8
Oct. 3	at Brown	Providence, R.I.	25-66-2
Oct. 10	*TOWSON	Kingston, R.I.	5-4
Oct. 17	*HOFSTRA	Kingston, R.I.	6-17
Oct. 24	*at Villanova	Villanova, Pa.	2-13
Oct. 31	*WILLIAM AND MARY	Kingston, R.I.	2-10
Nov. 7	*at New Hampshire	Durham, N.H.	28-50-5
Nov. 14	*at Maine	Orono, Maine	34-50-3
Nov. 21	*NORTHEASTERN	Kingston, R.I.	29-25-2

2008 RESULTS -- 3-9, 1-7 CAA

Home Stadium: Meade Stadium (6,555)
 Home: 2-4 Away: 1-5 vs. Division: 1-4 vs. Top 25 (SN): 1-5
 Total Home Attendance: 29,119 Average Home Attendance: 4,853

Aug. 30	Monmouth	W 27-24	3,220
Sept. 7	at Fordham {rv/rv}	L 0-16	4,365
Sept. 13	New Hampshire [CN8, CSS] {10/10}	L 43-51	4,113
Sept. 20	at Hofstra	L 20-23	6,107
Sept. 27	at Boston College [E360]	L 0-42	32,628
Oct. 4	Brown [NESN] {25/-}	W 37-13	6,014
Oct. 11	at Towson	L 32-37	7,369
Oct. 18	Villanova {7/10}	L 7-44	6,704
Oct. 25	at William and Mary {23/23}	L 24-34	9,383
Nov. 1	Massachusetts {15/15}	L 0-49	7,201
Nov. 15	Maine {21/23}	L 7-37	1,867
Nov. 22	at Northeastern	W 29-14	1,077


CAA Team's Coaches & Sports Network Rankings listed prior to Opponent/Opponent's Coaches & Sports Network Rankings listed after Opponent at time game was played




matt hansen



brandon johnson-farrell



shawn leonard



dave valley

rhode island rams by the numbers...

2009 SPRING ROSTER

No.	Name	Pos.	Ht./Wt.	Cl.	Hometown/HS (Last School)
1	Chris-Paul Etienne	QB	6-3/190	JR	Miami, Fla./Edison
2	Robenson Alexis	WR	6-0/170	SO	Boca Raton, Fla./Rutgers
3	Rodney Mitchell	DB	5-10/190	SR	Virginia Beach, Va./Fork Union Military Academy
5	Rob Damon	LB	6-1/195	RS JR	Piscataway, N.J./Trinity-Pawling
6	Joseph Harris	LB	5-11/220	JR	Lowell, Mass./Lowell
7	Robert Walker	S	6-2/205	FR	New Haven, Conn./Cheshire Academy
8	Terence Glenn	DB	5-10/185	RS SO	Ashburn, Va./Stonebridge
9	D.J. Stefkovich	QB	6-2/215	SR	Westport, Conn./Staples
10	Tom Lang	TE	6-3/235	RS SO	Concord, Mass./Middlesex
11	Blake Zundel	TE	6-4/235	SR	Marion, Iowa/Iowa
13	Shawn Leonard	WR	6-2/210	SR	Stoughton, Mass./Stoughton
14	Louis Feinstein	K	5-10/185	SO	Irvine, Calif./University H.S.
15	Rob Cervini	DB	5-11/200	SO	Suffern, N.Y./Rutgers
16	Marc Lucarini	QB	6-2/200	RS FR	Laurel Springs, N.J./Camden Catholic
17	Greg Wicks	QB	6-1/200	RS JR	Bedford, N.H./Tabor Academy
19	Sean Scott	WR	6-0/175	RS JR	Beverly, N.J./Palmyra
20	Matt Hansen	LB	6-0/220	JR	Providence, R.I./La Salle Academy
21	Tyquan Bynum	WR	6-2/195	SO	Lancaster, Pa./Milford Academy
22	Alex Francois	DB	5-11/195	SR	Willingboro, N.J./Valley Forge Military Academy
23	Nick Del Grosso	WR	6-5/210	SR	Rumson, N.J./Rumson-Fair Haven
24	Jarrod Williams	DB	6-1/200	JR	Glen Mills, Pa./West Chester East
25	Daniel O'Connell	LB	6-0/220	JR	Barrington, R.I./Milford Academy
26	Ryan Lawrence	RB	5-9/185	SO	Bloomfield, N.J./Bloomfield
28	Devon Dace	DB	5-10/180	SO	St. Louis, Mo./Salisbury Prep
29	Zack Moore	WR	5-10/185	SO	Wyckoff, N.J./Ramapo
30	Tim Edger	P	6-2/185	SO	Hainesport, N.J./St. Joseph's Prep
31	Matt Urban	DB	6-2/205	RS JR	Warren, R.I./Mount Hope
32	Tim Allen	DB	5-11/200	SR	Salem, Conn./East Lyme
34	Matt Kolojechick	RB	5-10/180	FR	Larksville, Pa./Wyoming Valley West
35	Anthony Ferrer	RB	5-10/225	RS JR	West Greenwich, R.I./Cranston West
36	Ronald Woodley	CB	6-0/185	SO	East Providence, R.I./East Providence
37	Joe Casey	RB	5-10/215	RS SR	Syracuse, N.Y./Milford Academy
38	Michael Okunfolami	RB	5-10/195	SR	Providence, R.I./Canterbury Prep
41	Chris Mancuso	LB	5-10/220	SO	Atlantic City, N.J./Holy Spirit
42	James Taylor	LB	6-2/220	SO	Westwood, N.J./Westwood
43	Matt Sheard	LB	6-2/230	SO	Mt. Laurel, N.J./Camden Catholic
45	Steven Weedon	DE	6-2/245	RS SR	Silver Spring, Md./Valley Forge Military Academy
48	John Murtha	DB	6-1/215	SO	Belmar, N.J./Manasquan
49	Joe Wagner	LB	6-2/230	SO	Rivervale, N.J./Bergen Catholic
51	Akil Chester	DE	6-3/255	RS JR	Sharon, Mass./Catholic Memorial
52	Mike Lane	LB	6-3/275	SR	Grafton, Mass./Canterbury School
54	Devin Johnson	LS	6-1/240	SO	Ventura, Calif./Buena
56	Willie McGinnis	DE	6-3/275	RS SO	Norwich, N.Y./Bainbridge-Guilford
57	Stan Sturgis	OL	5-11/270	RS SO	Warren, R.I./La Salle Academy
59	Michael Farr	OL	6-3/300	SO	Cornwall on Hudson, N.J./Navy Prep
61	Brandon Williams	DL	5-10/220	JR	Bristol, R.I./Fitchburg State
62	Charlie Haskell	OL	6-2/280	RS JR	Cranston, R.I./Cranston West
63	Dave Valley	OL	6-3/305	SR	East Providence, R.I./East Providence
65	Matt Greenhalgh	OL	6-2/275	SO	Chepachet, R.I./Ponaganset
66	Miguel Prata	OL	6-3/280	RS JR	Cranston, R.I./Cranston East
71	Michael Gross	OL	6-4/280	SO	North Arlington, N.J./North Arlington
72	Kyle Bogumil	OL	6-6/255	SO	Mountain Top, Pa./Crestwood
73	Matt Vitti	OL	6-2/280	RS JR	Stamford, Conn./Stamford
74	Jason Foster	OL	6-5/290	SO	East Pittsford, Vt./Bridgton Academy
77	Carl Daniel	OL	6-2/295	SR	Charlotte, N.C./Fork Union Mil. Academy
79	Robert Crudup	OL	6-2/305	SR	Plainfield, N.J./Plainfield
80	Joe Migliarese	TE	6-4/230	SO	Blue Bell, Pa./La Salle College
81	Tolbert Evans	WR	6-2/205	SR	Wakefield, R.I./Salisbury School
82	Evan Shields	WR	5-10/175	RS SO	Adelphi, Md./Gonzaga College Prep
83	Joe Bellini	WR	5-10/195	SR	Glendale, R.I./Suffield Academy
85	Brandon Johnson-Farrell	WR	5-10/185	SO	Odenton, Md./Arundel
86	Stephen Smalls	WR	6-1/200	SR	Lancaster, Pa./Maryland
87	David Wilson	TE	6-5/250	RS SR	Warwick, R.I./Bishop Hendricken
90	Kyle Elliott	DE	6-3/215	SO	Cresskill, N.J./Cresskill
91	Victor Adesanya	DE	6-4/230	JR	Staten Island, N.Y./Merrimack College
92	Kirk Blackmon	DE	6-4/260	SR	East Amherst, N.Y./Milford Academy
94	Tony Darakji	DL	6-3/230	SO	Warwick, R.I./Warwick Veterans
95	John Kilpatrick	DL	6-4/260	SO	Clarks Summit, Pa./Abington Heights
97	Matt Rae	DT	6-4/230	JR	York, Pa./Dallastown Area

2009 TEAM INFORMATION

Total No. of Starters Returning: 19

Offense: 8

- WR - Joe Bellini
- OL - Carl Daniel
- WR - Nick DelGrosso
- OL - Michael Gross
- WR - Brandon Johnson-Farrell
- WR - Shawn Leonard
- OL - Dave Valley
- TE - David Wilson

Defense: 9

- DL - Victor Adesanya
- DL - Kirk Blackmon
- DB - Terence Glenn
- LB - Matt Hansen
- LB - Joe Harris
- DL - Willie McGinnis
- DB - Rodney Mitchell
- DL - Matt Rae
- DB - Matt Urban

Special Teams: 2

- P - Tim Edger
- PK - Louis Feinstein

Total No. of Starters Lost: 5

Offense: 3

- QB - Derek Cassidy
- OL - Fran Dempsey
- RB - Jimmy Hughes

Defense: 2

- LB - Jeff Ball
- DB - Jimmy Young

Special Teams: 0

Total No. of Letterwinners Returning: 36

Offense: 17

Defense: 17

Special Teams: 2

Total No. of Letterwinners Lost: 12

Offense: 8

Defense: 4

Special Teams: 0

NOTE: Special Teams include kickers and punters only.



rhode island head coach joe trainer



2008



2004



2003



1998



rhode island rams' all-star candidates



MATT HANSEN

Junior - Linebacker
6-0 - 220 - Providence, R.I.

-- Started every game last season at linebacker and led the team in tackles (111), sacks (3.0), tackles for loss (13.5), forced fumbles (4) and interceptions (3).

-- Named CAA Football second team and was selected to the FCS All-New England team.

-- Registered 10-or-more tackles in six games last season, including a career-high 15-tackle performance against nationally-ranked Maine (Nov. 15).

-- Ranked among the CAA Football leaders in several statistical categories, including forced fumbles (first), tackles (second) and tackles for loss (fourth).

-- His four forced fumbles tie him for third in the URI single-season record book.

HANSEN'S CAREER STATS

YEAR	GP	S-A-Tackles	SK/TFL	Int	PBU	FF/FR
2007	11	44-29-73	0.0/1.5	0	1	0/1
2008	12	70-41-111	3.0/13.5	3	3	4/0
Career	23	114-70-184	3.0/15.0	3	4	4/1



BRANDON JOHNSON-FARRELL

Sophomore - Wide Receiver
5-10 - 185 - Odenton, Md.

-- Played in all 12 games as a freshman and started nine and led the team with 1,478 all-purpose yards and receptions (57).

-- Earned CAA Football third team honors as a punter returner. He also was named CAA Football Rookie of the Week on Nov. 24.

-- His 1,478 all-purpose yards ranked second in CAA Football.

-- His 907 kickoff return yards set a single-season record at Rhode Island. Former URI receiver Raji El-Amin held the previous record with 860 kickoff return yards.

-- Had a 72-yard kick return for a touchdown against Towson (Oct. 11). He also picked up a blocked punt and raced it 32-yards for a touchdown against Northeastern (Nov. 22).

JOHNSON-FARRELL'S CAREER STATS

YEAR	GP	No.	Yds	TD	Long	Avg/G	Avg/C
2008	12	57	456	1	28	38.00	8.00
Career	12	57	456	1	28	38.00	8.00



SHAWN LEONARD

Senior - Wide Receiver
6-2 - 210 - Stoughton, Mass.

-- Started eight games last season and led the team in receiving yards (647), yards per catch (14.7) and receiving touchdowns (5).

-- Ranked seventh in CAA Football with 53.9 receiving yards per game.

-- Posted a pair of 100-yard receiving games this past season against Hofstra (118) and Towson (111). He also caught a pair of touchdowns against Towson (Oct. 11).

-- Caught six passes in three games last season.

LEONARD'S CAREER STATS

YEAR	GP	No.	Yds	TD	Long	Avg/G	Avg/C
2006	10	18	408	3	48	40.80	22.67
2007	11	34	440	2	33	40.00	12.94
2008	12	44	647	5	46	53.92	14.70
Career	33	96	1495	10	48	43.97	15.57



DAVE VALLEY

Senior - Offensive Lineman
6-3 - 305 - East Providence, R.I.

-- Played and started in 10 games this past season.

-- Protected senior quarterback Derek Cassidy and allowed him to pass for 2,759 yards, which ranks third in school history.

-- Helped pave the way for a season-high 211 rushing yards.

2008 rhode island rams review

2008 GAME-BY-GAME

Date	Time	Opponent	Att.	URI		OPP		Offense				Defense					
				SN	Coach	SN	Coach	Run	Pass	Total	Passes	TO	Run	Pass	Total	Passes	TO
A30	W 27-24	Monmouth	3220					93	257	350	18-32-0	0	140	180	320	18-26-2	2
S7	L 0-16	at Fordham	4365			rv	rv	-26	200	174	25-42-0	0	231	267	498	15-27-1	2
S13	L 43-51	New Hampshire [tv]	4113			10	10	37	480	517	38-70-2	3	200	309	509	29-40-1	2
S20	L 20-23	at Hofstra	6107					93	248	341	18-32-2	3	211	265	476	25-36-0	1
S27	L 0-42	at Boston College [tv]	32628					53	214	267	28-44-4	5	289	27	316	3-9-0	1
O4	W 37-13	Brown [tv]	6014			25		68	298	366	25-37-1	1	84	271	355	22-45-2	4
O11	L 32-37	at Towson	7369					98	265	363	22-45-0	0	94	373	467	25-34-1	2
O18	L 7-44	Villanova	6704			7	10	24	196	220	23-38-2	3	255	261	516	15-20-0	2
O25	L 24-34	at William and Mary	9383			23	23	114	225	339	27-41-3	3	161	207	368	15-24-1	3
N1	L 0-49	Massachusetts	7201			15	15	19	193	212	14-26-2	3	97	286	383	18-23-0	0
N15	L 7-37	Maine	1867			21	23	34	128	162	18-32-0	1	274	105	379	6-10-0	0
N22	W 29-14	at Northeastern	1077					211	157	368	13-22-0	0	143	47	190	5-20-1	1

INDIVIDUAL PASSING

Name	GP	Effic	Att-Cmp-Int	Pct	Yds	TD	Long	Avg/G
Derek Cassidy	12	116.88	261-440-14	59.3	2759	15	83	229.9
DJ Stefkovich	5	51.41	6-15-2	40.0	68	0	20	13.6
Tim Edger	12	121.40	2-4-0	50.0	34	0	25	2.8
TEAM	9	0.00	0-1-0	0.0	0	0	0	0.0
Shawn Leonard	12	0.00	0-1-0	0.0	0	0	0	0.0
Total.....	12	114.28	269-461-16	58.4	2861	15	83	238.4
Opponents.....	12	150.36	196-314-9	62.4	2598	23	87	216.5

TEAM STATISTICS

	Rhode Island	Opponent
SCORING	226	384
Points Per Game	18.8	32.0
FIRST DOWNS	219	222
Rushing	62	107
Passing	135	106
Penalty	22	8
RUSHING YARDAGE	818	2179
Yards gained rushing	1241	2464
Yards lost rushing	423	285
Rushing Attempts	366	431
Average Per Rush	2.2	5.1
Average Per Game	68.2	181.6
TDs Rushing	11	24
PASSING YARDAGE	2861	2598
Att-Comp-Int	461-269-16	314-196-9
Average Per Pass	6.2	8.3
Average Per Catch	10.6	13.3
Average Per Game	238.4	216.5
TDs Passing	15	23
TOTAL OFFENSE	3679	4777
Total Plays	827	745
Average Per Play	4.4	6.4
Average Per Game	306.6	398.1
KICK RETURNS: #-Yards	65-1294	45-933
PUNT RETURNS: #-Yards	14-142	23-146
INT RETURNS: #-Yards	9-71	16-371
KICK RETURN AVERAGE	19.9	20.7
PUNT RETURN AVERAGE	10.1	6.3
INT RETURN AVERAGE	7.9	23.2
FUMBLES-LOST	16-6	23-11
PENALTIES-Yards	60-536	82-705
Average Per Game	44.7	58.8
PUNTS-Yards	62-2310	45-1617
Average Per Punt	37.3	35.9
Net punt average	33.3	31.0
TIME OF POSSESSION/Game	31:55	29:20
3RD-DOWN Conversions	60/177	70/153
3rd-Down Pct	34%	46%
4TH-DOWN Conversions	12/26	6/16
4th-Down Pct	46%	38%
SACKS BY-Yards	13-74	39-253
MISC YARDS	10	19
TOUCHDOWNS SCORED	28	50
FIELD GOALS-ATTEMPTS	11-18	11-17
ON-SIDE KICKS	1-4	0-0
RED-ZONE SCORES	25-35 71%	38-45 84%
RED-ZONE TOUCHDOWNS	16-35 46%	31-45 69%
PAT-ATTEMPTS	23-27 85%	45-48 94%
ATTENDANCE	29119	60929
Games/Avg Per Game	6/4853	6/10155
Neutral Site Games		0/0

INDIVIDUAL RUSHING

Name	GP	Att	Gain	Loss	Net	Avg	TD	Long	Avg/G
Jimmy Hughes	12	139	513	44	469	3.4	4	37	39.1
Anthony Ferrer	12	45	202	7	195	4.3	3	21	16.2
Derek Cassidy	12	127	385	315	70	0.6	4	24	5.8
Ryan Lawrence	10	20	67	8	59	3.0	0	19	5.9
B. Johnson-Farrell	12	10	30	8	22	2.2	0	10	1.8
Joe Bellini	12	4	15	0	15	3.8	0	11	1.2
Joe Casey	1	3	14	0	14	4.7	0	8	14.0
Tim Edger	12	1	9	0	9	9.0	0	9	0.8
Shawn Leonard	12	3	5	7	-2	-0.7	0	4	-0.2
TEAM	9	9	0	16	-16	-1.8	0	0	-1.8
DJ Stefkovich	5	5	1	18	-17	-3.4	0	1	-3.4
Total.....	12	366	1241	423	818	2.2	11	37	68.2
Opponents.....	12	431	2464	285	2179	5.1	24	72	181.6

INDIVIDUAL RECEIVING

Name	GP	No	Yds	Avg	TD	Long	Avg/G
B. Johnson-Farrell	12	57	456	8.0	1	28	38.0
Jimmy Hughes	12	50	588	11.8	2	83	49.0
Shawn Leonard	12	44	647	14.7	5	46	53.9
Joe Bellini	12	43	499	11.6	2	33	41.6
Tolbert Evans	11	19	203	10.7	1	31	18.5
Nick Del Grosso	11	17	165	9.7	2	19	15.0
Sean Scott	8	9	103	11.4	0	22	12.9
Tyquan Bynum	3	8	51	6.4	0	15	17.0
Anthony Ferrer	12	8	40	5.0	2	14	3.3
Ryan Lawrence	10	7	30	4.3	0	16	3.0
David Wilson	12	5	32	6.4	0	9	2.7
Stephen Smalls	11	2	47	23.5	0	47	4.3
Total.....	12	269	2861	10.6	15	83	238.4
Opponents.....	12	196	2598	13.3	23	87	216.5

INDIVIDUAL DEFENSIVE LEADERS

No	Name	GP	Tackles			TFL/Yds	-Sacks- No-Yds	---Pass Def---		---Fumbles---		Blkd Kick	Saf
			Solo	Ast	Total			Int-Yds	BrUp	FR-Yds	FF		
20	Matt Hansen	12	70	41	111	13.5-43	3-0-19	3-32	3	.	4	.	.
50	Jeff Ball	12	41	32	73	6.5-37	1.5-9	.	.	1-0	1	.	.
6	Joseph Harris	12	36	26	62	6.5-10	1.0-2	1-1	.	1-0	1	.	.
8	Terence Glenn	12	49	10	59	3.5-10	.	1-6	5	.	1	.	.
3	Rodney Mitchell	12	38	11	49	.	.	1-6	5	1-0	.	1	.
4	Jimmy Young	12	25	22	47	1.0-1	.	.	.	1-0	.	.	.
91	Victor Adesanya	12	28	17	45	3.5-13	1.0-9
31	Matt Urban	12	26	16	42	2.0-9	0.5-3	1-0	2
25	Dan O'Connell	12	25	13	38	2.0-7	.	.	1	3-17	1	.	.
56	Willie McGinnis	12	13	19	32	3.5-5	0.5-2	.	1	1-0	.	.	.
	Total.....	12	474	284	758	60-208	13-74	9-71	24	11-17	13	9	1
	Opponents.....	12	-	-	-	-	39-253	16-371	48	6-0	10	1	2



2008



2004



2003



1998

richmond spiders

QUICK FACTS

Location _____ Richmond, Va.
 Enrollment _____ 2,950
 Nickname _____ Spiders
 Colors _____ Red & Blue
 Website _____ www.richmondspiders.com
 Stadium _____ UR Stadium
 Stadium Capacity _____ 21,319
 Stadium Surface _____ Natural Grass
 President _____ Dr. Edward L. Ayers
 Athletics Director _____ Jim Miller
 Head Coach _____ Mike London
 Head Coach Alma Mater, Year _____ Richmond, 1983
 Football Contact _____ Mike DeGeorge, Asst. Dir./Athletic Public Relations
 Football Contact Office Phone _____ 804-287-6313
 Lettermen Returning/Lost _____ 51/14
 Offensive Starters Returning/Lost _____ 7/4
 Defensive Starters Returning/Lost _____ 9/2
 2009 Fall Camp Reporting Date _____ August 9



HEAD COACH

Mike London

Overall Record (Years)

13-3 (1 year)

Record at School (Years)

13-3 (1 year)



COACHING STAFF

Mike Faragalli _____ Offensive Coordinator/Quarterbacks
 Vic Shealy _____ Defensive Coordinator
 Vincent Brown _____ Linebackers
 Scott Burton _____ Wide Receivers
 Jeff Hanson _____ Assistant Head Coach/Recruiting Coordinator/Defensive Line
 Dave Legg _____ Special Teams Coordinator/Cornerbacks
 Kevin Lewis _____ Defensive Line Assistant
 Bill Polin _____ Offensive Line
 Byron Thweatt _____ Tight Ends
 Stacy Tutt _____ Running Backs

2009 SCHEDULE


Date	Opponent	Location	Series Record
Sept. 5	at Duke	Durham, N.C.	2-9
Sept. 12	*at Delaware	Newark, Del.	7-18
Sept. 19	*HOFSTRA	Richmond, Va.	3-3
Sept. 26	VMI	Richmond, Va.	40-40-5
Oct. 10	*at James Madison	Harrisonburg, Va.	14-12
Oct. 17	*at Maine	Orono, Maine	11-10
Oct. 24	*MASSACHUSETTS	Richmond, Va.	10-13
Oct. 31	*at Towson	Towson, Md.	3-2
Nov. 7	*VILLANOVA	Richmond, Va.	9-19
Nov. 14	at Georgetown	Washington, D.C.	2-5
Nov. 21	*WILLIAM AND MARY	Richmond, Va.	54-59-5

2008 RESULTS -- 13-3, 6-2 CAA


Home Stadium: UR Stadium (21,319)
 Home: 5-1 Away: 7-2 vs. Division: 3-2 vs. Top 25 (SN): 8-2
 Total Home Attendance: 44,023 Average Home Attendance: 7,337

Aug. 30	{4/6}	at Elon {15/15}	W 28-10	10,847
Sept. 6	{3/3}	at Virginia [ESPNU, ESPNUHD]	L 0-16	51,007
Sept. 13	{4/4}	Towson	W 45-14	5,525
Sept. 20	{2/3}	Maine {rv/rv}	W 44-17	8,012
Sept. 27	{1/2}	at Villanova [CN8] {19/19}	L 20-26	6,107
Oct. 4	{6/7}	at VMI	W 56-16	7,643
Oct. 11	{5/5}	James Madison [CSN, CSS] {1/1}	L 31-38	16,151
Oct. 18	{9/9}	at Massachusetts [CN8, CSS] {10/7}	W 30-15	15,953
Oct. 25	{9/8}	Georgetown	W 48-0	5,168
Nov. 8	{7/6}	at Hofstra	W 34-14	1,766
Nov. 15	{7/6}	Delaware [CN8]	W 31-14	6,173
Nov. 22	{7/6}	at William and Mary [CSN] {16/19}	W 23-20 (ot)	9,405
Nov. 29	{7/6}	Eastern Kentucky {21/22}	W 38-10	2,994
Dec. 6	{7/6}	at Appalachian State [ESPNGP, E360] {2/2}	W 33-13	15,215
Dec. 13	{7/6}	at Northern Iowa [ESPN, ESPNHD, E360] {4/4}	W 21-20	12,062
Dec. 19	{7/6}	vs. Montana [ESPN2, ESPN2HD, E360] {5/5}	W 24-7	17,823

CAA Team's Coaches & Sports Network Rankings listed prior to Opponent/Opponent's Coaches & Sports Network Rankings listed after Opponent at time game was played




kevin grayson



eric mcbride



justin rogers



eric ward

richmond spiders by the numbers...

2009 SPRING ROSTER

No.	Name	Cl.	Pos.	Ht./Wt.	Hometown (HS/Last School)
1	Kevin Grayson	RS JR	WR	6-3/200	Richmond, Va. (L.C. Bird)
2	David Horton	RS SR	DB	5-11/195	Macungie, Pa. (Allentown Central Catholic)
3	Tre Gray	RS SO	WR	5-11/160	Cuero, Texas (Cuero)
4	Jonathan Mayfield	RS JR	WR	6-3/200	Mocksville, N.C. (Davie County)
5	Justin Rogers	RS JR	DB	5-10/170	Baton Rouge, La. (Redemptorist)
6	Collin McConaghy	RS SR	LB	6-0/223	Madison Heights, Va. (Amherst)
7	Scott Riddell	RS SR	DB	6-3/217	Gaithersburg, Md. (Quince Orchard)
8	Donté Boston	RS SO	WR	6-1/185	Richmond, Va. (Varina)
9	Jordan Mitchell	RS SR	WR	6-0/188	Harrisburg, Pa. (Central Dauphin)
10	Andrew Howard	SR	K	6-0/180	Glen Allen, Va. (Hermitage)
11	Eric Ward	RS SR	QB	6-3/213	Atlanta, Ga. (Southwest Dekalb)
12	Nick Hicks	RS FR	QB	6-1/195	Marietta, Ga. (Kell)
13	Wil Kamin	FR	K	5-8/161	Weddington, N.C. (Charlotte Christian)
14	Dan Judge	FR	QB	6-2/210	Chester Springs, Pa. (Haverford School)
15	Jordan Shoop	RS JR	LB	6-2/220	Saxonburg, Pa. (Knoch)
16	Michael Parker	RS SO	DB	6-2/215	Oviedo, Fla. (Oviedo)
18	Michael Ireland	RS SR	DB	6-1/198	Falls Church, Va. (Bishop O'Connell)
19	John Laub	RS FR	QB	6-3/205	Coplay, Pa. (Parkland)
20	Justin Forte	RS SR	RB	5-9/185	Marietta, Ga. (Walton)
21	Derek Hatcher	RS SR	DB	5-9/189	St. Petersburg, Fla. (Berkeley Prep)
22	Garrett Wilkins	SO	RB	5-10/175	Oviedo, Fla. (Oviedo)
23	Tremayne Graham	RS SO	DB	5-10/180	Tucker, Ga. (Parkview)
24	Seth Williams	RS SR	DB	5-10/186	Fayetteville, N.C. (Cape Fear)
25	William Bischoff	RS SR	TE	6-2/246	Richmond, Va. (Douglas Freeman)
26	Darryl Hamilton	RS FR	DB	5-10/185	Centreville, Va. (Centreville)
27	Kendall Gaskins	FR	FB	6-1/210	Burlington, N.J. (Woodberry Forest (Va.))
28	Cole Gonet	FR	FB	6-2/230	Raleigh, N.C. (Ravenscroft)
29	Christian Edwards	RS FR	RB	6-0/205	Huntington, W.Va. (Cabell Midland/Hargrave Mil. Aca.)
30	Lee Rose	RS FR	FB	6-0/225	Charlotte, N.C. (Charlotte Christian Academy)
31	Eric McBride	RS JR	LB	6-2/214	Richmond, Va. (L.C. Bird)
32	Jovan Smith	FR	QB/RB	6-0/186	Springfield, Va. (Flint Hill School)
33	Doug Howell	RS FR	DB	5-10/195	Reston, Va. (George Marshall)
34	Pierre Turner	RS SR	DL	6-1/254	Lawrenceville, Ga. (Collins Hill)
35	Chris Hurlburt	RS FR	FB	5-11/200	Vienna, Va. (George Marshall)
36	Evan Joseph	RS FR	DB	5-9/165	Signal Mountain, Tenn. (Baylor School)
37	Colin Pehanick	RS SO	DB	6-1/195	Charlottesville, Va. (St. Anne's-Belfield)
38	J'Nnamdi Smaugh	RS JR	RB	6-2/208	Falls Church, Va. (Blue Ridge)
39	Patrick Weldon	RS JR	LB	6-2/210	New Albany, Ohio (New Albany)
40	Lawrence Enweze	RS SO	DB	6-0/180	Germantown, Md. (Our Lady of Good Counsel)
41	Darrian Carmichael	FR	CB	5-11/165	Bowie, Md. (Bishop McNamara)
42	Ben Keating	RS JR	FB/LB	6-0/216	Charlotte, N.C. (Charlotte Country Day)
43	Brandon Scott	FR	DE	6-5/215	Dumfries, Va. (Forest Park)
44	Tyler Kirchoff	RS JR	RB	5-10/190	Ridgefield, Conn. (Ridgefield)
45	Tyler Sullivan	RS JR	LB	6-0/225	Flower Mound, Texas (Flower Mound Marcus)
46	Darius McMillan	RS FR	LB	6-0/215	Hampton, Va (Phoebus)
47	Ben Bryer	RS SO	FB	6-2/229	West Chester, Pa. (Malvern Prep)
48	Brett Weigand	SR	P	6-0/175	Pasadena, Calif. (La Salle)
49	Pierre Wynn	RS FR	DL	6-2/230	Hampton, Va. (Hampton)
50	Ryan Sweeney	RS SO	LB	5-11/200	Garden City, N.Y. (Garden City)
51	Frank Howell	JR	LB	6-0/205	Reston, Va. (George Marshall)
52	Derek Mayo	RS FR	LB	5-10/215	Hampton, Va. (Kecoughtan)
54	Jared Decker	RS SR	OL	6-5/300	Parkersburg, W.Va. (Parkersburg)
56	Kerry Wynn	FR	DE	6-4/215	Louisia, Va. (Louisa County)
57	Ronwyn Pritchett	FR	DT	6-4/270	Martinsville, Va. (Martinsville)
58	Dustin Engledove	FR	TE	6-4/260	Lynchburg, Va. (Jefferson Forest)
59	Dan Lewis	RS FR	DB	6-0/185	Virginia Beach, Va. (First Colonial)
65	Drew Lachenmayer	RS JR	OL	6-3/288	Plainsboro, N.J. (West Windsor-Plainsboro South)
66	Michael Silva	RS SR	OL	6-5/300	Altamonte Springs, Fla. (Bishop Moore)
68	Austin Recker	RS SO	OL	6-4/290	Whitehall, Pa. (Whitehall)
70	Kevin Westervelt	RS SO	OL	6-6/290	Ellicott City, Md. (Mount Hebron)
71	Jimmy Speros	FR	OT	6-6/270	Great Falls, Va. (Flint Hill School)
72	Jason Sakoian	RS SO	OL	6-4/280	Upper St. Clair, Pa. (Upper St. Clair)
73	Brian Agnis	RS JR	OL	6-4/300	San Diego, Calif. (Mission Bay)
74	Chris Kondorossy	RS SR	OL	6-4/290	Belle Meade, N.J. (Montgomery)
75	Mark Speir	FR	OT	6-6/255	McDonough, Ga. (Union Grove)
76	Ryan Goss	RS SO	OL	6-5/290	Dunn Loring, Va. (George Marshall)
77	Corey Jackson	RS SO	DL	6-3/260	Clover, Va. (Halifax)
79	Matthew McCracken	RS SR	OL	6-4/291	Pittsburgh, Pa. (Mt. Lebanon)
80	Max Prokell	RS JR	WR	6-1/194	Memphis, Tenn. (Memphis Univ. HS)
81	Jon Thompson	FR	WR	6-1/180	Radford, Va. (Radford)
84	Harry Lee Daniel	RS FR	WR	6-1/200	Richmond, Va. (Highland Springs)
85	Eric Loughnane	RS FR	WR	5-11/160	Rochboro, Pa. (Archbishop Wood)
86	Alex Bouilloux	SO	WR	6-1/180	Nyon, Switzerland (Intl. School of Geneva)
87	Mike Poplaski	FR	TE	6-5/255	Mechanicsburg, Pa. (Mechanicsburg)
88	Kevin Finney	RS FR	TE	6-5/215	Lake Bluff, Ill. (Lake Forest)
89	Shaun Quezada	RS FR	TE	6-4/215	Raleigh, N.C. (Wakefield)
90	Brian Radford	RS SR	P	6-2/213	Wilson, N.C. (Hunt)
91	Addison Sadewater	RS FR	DL	6-3/260	Lake Bluff (Lake Forest)
92	Casey Cooley	RS JR	DL	6-3/245	McKinney, Texas (McKinney)
93	Nicholas Battle	RS SR	DL	6-4/250	San Diego, Calif. (Mission Bay)
94	Chris Shields	RS SO	DL	6-2/250	Virginia Beach, Va. (Ocean Lakes)
95	Jonathan Ashe	RS JR	DL	6-1/270	Hampton, Va. (Kecoughtan)
96	Chris James	RS FR	DL	6-4/220	Charlotte, N.C. (Charlotte Christian Academy)
97	Jacob Pierce	FR	DE	6-4/225	Lynchburg, Va. (Virginia Episcopal)
98	Parker Miles	RS SR	DL	6-3/266	Clearwater, Fla. (Countryside)
99	Martin Parker	RS JR	DL	6-3/287	New Haven, Conn. (Hyde Leadership)

2009 TEAM INFORMATION

Total No. of Starters Returning: 18

Offense: 7

- OL - Jared Decker
- WR - Kevin Grayson
- OL - Drew Lachenmayer
- OL - Matt McCracken
- WR - Jordan Mitchell
- OL - Michael Silva
- QB - Eric Ward

Defense: 9

- DB - Derek Hatcher
- DB - David Horton
- DB - Michael Ireland
- LB - Eric McBride
- LB - Collin McConaghy
- DL - Parker Miles
- DL - Martin Parker
- DB - Justin Rogers
- LB - Patrick Weldon

Special Teams: 2

- PK - Andrew Howard
- P - Brian Radford

Total No. of Starters Lost: 6

Offense: 4

- FB - John Crone
- OL - Evan Lehner
- TE - Joe Stewart
- TB - Josh Vaughan

Defense: 2

- DL - Sherman Logan
- DL - Lawrence Sidbury, Jr.

Special Teams: 0

Total No. of Letterwinners Returning: 51

Offense: 23

Defense: 25

Special Teams: 3

Total No. of Letterwinners Lost: 14

Offense: 10

Defense: 4

Special Teams: 0

NOTE: Special Teams include kickers and punters only.



richmond head coach mike london



2008



2004



2003



1998




richmond spiders' all-star candidates



KEVIN GRAYSON
Junior - Wide Receiver
6-3 - 200 - Richmond, Va.

- Returns as a third-year starter in 2009.
- Has led the Spiders in receiving each of his first two seasons.
- Honored as a First Team All-CAA Football selection in 2008, after earning CAA Offensive Rookie of the Year and Second Team All-CAA honors in 2007.
- Enters the 2009 season ranked eighth on Richmond's all-time receiving list with 1,823 yards and is seventh with 129 career receptions.
- Has seven career 100-yard receiving games to his credit, including a career-best 122 yards versus Appalachian State in the 2007 NCAA Semifinals.
- Very active on the UR campus and was voted to a Senate position on Richmond's Student Government Association.

GRAYSON'S CAREER STATS							
YEAR	GP	No.	Yds	TD	Long	Avg/G	Avg/C
2007	12	68	970	7	35	80.83	14.26
2008	15	61	853	3	80	56.87	13.98
Career	27	129	1823	10	80	67.52	14.13



JUSTIN ROGERS
Junior - Defensive Back
5-10 - 170 - Baton Rouge, La.

- Picked off a team-leading seven passes last season as the Spiders broke a single-season team record for interceptions (29).
- His seven picks were tied for the second-most in the FCS last season and was tied for the second-most in a single-season at Richmond.
- Also returned two interceptions for touchdowns, returned a fumble 41 yards for a touchdown, forced a fumble and blocked a punt last season.
- Is a back-to-back All-America selection, back-to-back CAA Football first team honoree and was the league's Special Teams Player of the Year in 2007.
- Ranks third at Richmond in career kickoff returns yards (1,704).

ROGERS' CAREER STATS							
YEAR	GP	S-A-Tackles	SK/TFL	Int	PBU	FF/FR	
2007	12	17-7-24	0.5/0.5	0	2	0/0	
2008	16	41-14-55	0.0/4.0	7	13	1/1	
Career	28	58-21-79	0.5/4.5	7	15	1/1	



ERIC MCBRIDE
Junior - Linebacker
6-2 - 214 - Richmond, Va.

- Returns as a third-year starter in 2009 to anchor a linebacking unit that has all three starters back from 2008.
- Has led the Spiders in tackles each of his first two seasons.

- All-American selection by College Sporting News and named to the All-CAA Football first team in 2008.
- Was tabbed the league Defensive Rookie of the Year and was a Second Team All-CAA pick in 2007.
- Was in on 34 tackles, forced a fumble and had an interception during Richmond's four-game playoff run to the National Title.

MCBRIDE'S CAREER STATS							
YEAR	GP	S-A-Tackles	SK/TFL	Int	PBU	FF/FR	
2007	14	60-66-126	2.5/6.0	0	0	2/1	
2008	16	49-59-108	2.0/6.5	2	2	1/0	
Career	30	109-125-234	4.5/12.5	2	2	3/1	



ERIC WARD
Senior - Quarterback
6-3 - 213 - Atlanta, Ga.

- Returns as a four-year starter and voted one of Richmond's four senior captains for 2009.
- Owns a 30-10 career record as Richmond's starter, including a 6-1 mark in the NCAA playoffs and 13-5 mark versus Top-25 teams.
- Was 66-of-100 passing for 742 yards, six TDs and just one interception in Richmond's four-game run to the 2008 National Title.
- Broke Richmond's single-season records for passing yards (2,808) and completion percentage (64.1) in 2008.
- Six of his 10 career 200-yard passing games came last season, including his career-high 280 at UNI in the NCAA Semifinals.

WARD'S CAREER STATS										
----- Passing -----										
YEAR	GP	Comp.-Att.-Int.	Yds.	TD	Lg.	Att.	Yds.	TD	--- Rushing ---	
2006	10	132-221-6	1424	11	65	57	130	2		
2007	14	216-353-11	2341	17	35	108	476	8		
2008	16	230-359-7	2808	17	87	152	440	8		
Career	40	578-933-24	6573	45	87	317	1046	18		



2008 richmond spiders review

2008 GAME-BY-GAME

Date	Time	Opponent	Att.	UR		OPP		Run	Pass	Offense			TO	Run	Pass	Defense			TO
				SN	Coach	SN	Coach			Total	Passes	TO				Total	Passes	TO	
A30	W 28-10	at Elon	10847	4	6	15	15	216	236	452	17-22-0	1	22	213	235	23-39-1	2		
S6	L 0-16	at Virginia [tv]	51007	3	3			19	175	194	16-34-2	3	91	204	295	21-39-2	2		
S13	W 45-14	Towson	5525	4	4			184	148	332	11-16-0	1	55	233	288	23-36-5	5		
S20	W 44-17	Maine	8012	2	3	rv	rv	161	273	434	16-26-0	0	44	229	273	20-34-1	2		
S27	L 20-26	at Villanova [tv]	6107	1	2	19	19	83	250	333	24-33-0	1	226	176	402	14-22-1	1		
O4	W 56-16	at VMI	7643	6	7			289	130	419	10-13-0	1	267	0	267	0-5-1	3		
O11	L 31-38	James Madison [tv]	16151	5	5	1	1	124	224	348	17-25-0	0	226	96	322	10-12-0	0		
O18	W 30-15	at Massachusetts [tv]	15953	9	9	10	7	184	97	281	11-20-0	1	71	165	236	18-34-1	1		
O25	W 48-0	Georgetown	5168	9	8			300	127	427	8-17-1	3	80	8	88	4-11-1	4		
N8	W 34-14	at Hofstra	1766	7	6			302	158	460	11-20-0	0	66	222	288	21-34-1	1		
N15	W 31-14	Delaware [tv]	6173	7	6			251	190	441	16-24-2	4	5	48	53	13-22-1	2		
N22	W 23-20 (ot)	at William and Mary [tv]	9405	7	6	16	19	154	82	236	9-17-1	1	43	204	247	20-42-6	7		
N29	W 38-10	Eastern Kentucky	2994	7	6	21	22	145	267	412	17-26-1	2	84	185	269	21-36-2	4		
D6	W 33-13	at Appalachian State [tv]	15215	7	6	2	2	238	121	359	10-24-0	0	39	323	362	26-42-5	7		
D13	W 21-20	at Northern Iowa [tv]	12062	7	6	4	4	134	280	414	28-35-0	1	146	224	370	19-29-0	0		
D19	W 24-7	vs. Montana [tv]	17823	7	6	5	5	208	119	327	13-19-0	0	39	267	306	19-38-1	2		

INDIVIDUAL PASSING

Name	GP	Effic	Att-Cmp-Int	Pct	Yds	TD	Long	Avg/G
Eric Ward	16	141.50	230-359-7	64.1	2808	17	87	175.5
Will Healy	8	52.09	2-9-0	22.2	32	0	22	4.0
John Crone	13	623.20	1-1-0	100.0	23	1	23	1.8
Kevin Grayson	15	0.00	0-1-0	0.0	0	0	0	0.0
Brian Radford	16	217.60	1-1-0	100.0	14	0	14	0.9
Total.....	16	140.45	234-371-7	63.1	2877	18	87	179.8
Opponents.....	16	102.85	272-475-29	57.3	2797	12	70	174.8

TEAM STATISTICS

	Richmond	Opponent
SCORING	506	250
Points Per Game	31.6	15.6
FIRST DOWNS	309	230
Rushing	166	95
Passing	125	122
Penalty	18	13
RUSHING YARDAGE	2992	1504
Yards gained rushing	3304	1900
Yards lost rushing	312	396
Rushing Attempts	670	503
Average Per Rush	4.5	3.0
Average Per Game	187.0	94.0
TDs Rushing	40	11
PASSING YARDAGE	2877	2797
Att-Comp-Int	371-234-7	475-272-29
Average Per Pass	7.8	5.9
Average Per Catch	12.3	10.3
Average Per Game	179.8	174.8
TDs Passing	18	12
TOTAL OFFENSE	5869	4301
Total Plays	1041	978
Average Per Play	5.6	4.4
Average Per Game	366.8	268.8
KICK RETURNS: #-Yards	51-971	81-1455
PUNT RETURNS: #-Yards	41-492	15-196
INT RETURNS: #-Yards	29-475	7-159
KICK RETURN AVERAGE	19.0	18.0
PUNT RETURN AVERAGE	12.0	13.1
INT RETURN AVERAGE	16.4	22.7
FUMBLES-LOST	20-12	24-14
PENALTIES-Yards	77-671	67-588
Average Per Game	41.9	36.8
PUNTS-Yards	65-2350	78-2868
Average Per Punt	36.2	36.8
Net punt average	31.0	28.7
TIME OF POSSESSION/Game	32:38	27:17
3RD-DOWN Conversions	85/209	80/223
3rd-Down Pct	41%	36%
4TH-DOWN Conversions	16/22	9/26
4th-Down Pct	73%	35%
SACKS BY-Yards	36-226	26-158
MISC YARDS	0	13
TOUCHDOWNS SCORED	64	28
FIELD GOALS-ATTEMPTS	20-31	19-25
ON-SIDE KICKS	0-1	2-3
RED-ZONE SCORES	62-75 83%	32-38 84%
RED-ZONE TOUCHDOWNS	46-75 61%	20-38 53%
PAT-ATTEMPTS	62-64 97%	23-25 92%
ATTENDANCE	44023	130005
Games/Avg Per Game	6/7337	9/14445
Neutral Site Games		1/17823

INDIVIDUAL RUSHING

Name	GP	Att	Gain	Loss	Net	Avg	TD	Long	Avg/G
Josh Vaughan	16	355	1945	61	1884	5.3	20	72	117.8
Eric Ward	16	152	628	188	440	2.9	8	22	27.5
Garrett Wilkins	12	64	334	23	311	4.9	2	24	25.9
John Crone	13	21	120	0	120	5.7	4	22	9.2
Justin Forte	5	24	127	7	120	5.0	1	42	24.0
Tyler Kirchoff	13	22	76	13	63	2.9	2	13	4.8
Shawn White	14	8	32	0	32	4.0	1	9	2.3
Will Healy	8	5	18	0	18	3.6	1	12	2.2
Jordan Mitchell	16	3	13	1	12	4.0	0	7	0.8
J'Nnamdi Smaugh	13	3	9	0	9	3.0	0	6	0.7
Tre Gray	16	1	2	0	2	2.0	0	2	0.1
Michael Silva	16	0	0	0	0	0.0	1	0	0.0
TEAM	9	12	0	19	-19	-1.6	0	0	-2.1
Total.....	16	670	3304	312	2992	4.5	40	72	187.0
Opponents.....	16	503	1900	396	1504	3.0	11	63	94.0

INDIVIDUAL RECEIVING

Name	GP	No	Yds	Avg	TD	Long	Avg/G
Kevin Grayson	15	61	853	14.0	3	80	56.9
Tre Gray	16	59	723	12.3	4	51	45.2
Joe Stewart	16	25	308	12.3	4	42	19.2
Jordan Mitchell	16	24	440	18.3	3	87	27.5
Josh Vaughan	16	19	67	3.5	0	9	4.2
John Crone	13	13	92	7.1	1	27	7.1
Joe Monteverde	15	12	150	12.5	1	22	10.0
Donte Boston	9	9	83	9.2	0	13	9.2
Justin Forte	5	3	42	14.0	0	28	8.4
Garrett Wilkins	12	3	37	12.3	1	27	3.1
William Bischoff	15	2	27	13.5	0	17	1.8
Shawn White	14	2	10	5.0	0	6	0.7
Eric Ward	16	1	23	23.0	1	23	1.4
Max Prokell	16	1	22	22.0	0	22	1.4
Total.....	16	234	2877	12.3	18	87	179.8
Opponents.....	16	272	2797	10.3	12	70	174.8

INDIVIDUAL DEFENSIVE LEADERS

Name	GP	Tackles			TFL/Yds	-Sacks- No-Yds	---Pass Def---		---Fumbles---		Blkd Kick	Saf
		Solo	Ast	Total			Int-Yds	BrUp	FR-Yds	FF		
31 Eric McBride	16	49	59	108	6.5-18	2-0-9	2-21	2	.	1	.	.
39 Patrick Weldon	16	51	41	92	13.0-45	2-0-17	3-34	4	.	2	.	.
18 Michael Ireland	16	55	35	90	3.5-9	.	4-64	2	1--2	1	.	.
21 Derek Hatcher	16	47	37	84	5.0-12	.	4-90	5
15 Jordan Shoop	16	32	40	72	8.0-36	3.5-22	2-66	2	.	1	.	.
98 Parker Miles	16	24	45	69	4.5-15	2-0-12	.	2	1-0	.	.	.
6 Collin McConaghy	14	28	37	65	1.0-2	.	.	6	1-0	.	.	.
2 Lawrence Sidbury, Jr	16	26	30	56	20.0-80	11.5-61	.	2	1-0	3	.	.
55 Martin Parker	16	23	33	56	8.0-25	4-0-15	.	3	1-0	1	.	.
5 Justin Rogers	16	41	14	55	4.0-7	.	7-116	13	1-41	1	1	.
Total.....	16	547	526	1073	103-390	36-226	29-475	50	14-52	16	4	.
Opponents.....	16	-	-	-	-	26-158	7-159	29	12-59	13	4	.



2008



2004



2003



1998

towson tigers

QUICK FACTS

Location _____ Towson, Md.
 Enrollment _____ 21,111
 Nickname _____ Tigers
 Colors _____ Black, White & Gold
 Website _____ www.towson.tigers.com
 Stadium _____ Minnegan Field at Johnny Unitas Stadium
 Stadium Capacity _____ 11,198
 Stadium Surface _____ Artificial Grass
 President _____ Dr. Robert Caret
 Athletics Director _____ Mike Hermann
 Head Coach _____ Rob Ambrose
 Head Coach Alma Mater, Year _____ Towson, 1993
 Football Contact _____ Dan O'Connell, Assoc. Director/Media Relations
 Football Contact Office Phone _____ 410-704-3102
 Lettermen Returning/Lost _____ 44/14
 Offensive Starters Returning/Lost _____ 8/3
 Defensive Starters Returning/Lost _____ 8/3
 2009 Fall Camp Reporting Date _____ August 9



HEAD COACH
Rob Ambrose



Overall Record (Years)
3-7 (1 year)

Record at School (Years)
First Season

COACHING STAFF

Matt Hachmann _____ Defensive Coordinator
 John Donatelli _____ Offensive Line
 Guilian Gary _____ Wide Receivers
 Jared Ambrose _____ Tight Ends
 Canute Curtis _____ Defensive Line
 Brian Fleury _____ Defensive Assistant
 Derrick Johnson _____ Cornerbacks
 John Kaleo _____ Quarterbacks
 Konstantinos Kosmakos _____ Defensive Assistant
 James Vollono _____ Running Backs

2009 SCHEDULE


Date	Opponent	Location	Series Record
Sept. 5	at Northwestern	Evanston, Ill.	First Meeting
Sept. 19	COASTAL CAROLINA	Towson, Md.	0-1
Sept. 26	at Morgan State	Baltimore, Md.	16-5
Oct. 3	*NEW HAMPSHIRE	Towson, Md.	0-5
Oct. 10	*at Rhode Island	Kingston, R.I.	4-5
Oct. 17	*DELAWARE	Towson, Md.	4-6
Oct. 24	*at Northeastern	Brookline, Mass.	3-6
Oct. 31	*RICHMOND	Towson, Md.	2-3
Nov. 7	*at William and Mary	Williamsburg, Va.	0-6
Nov. 14	*VILLANOVA	Towson, Md.	2-3
Nov. 21	*at James Madison	Harrisonburg, Va.	5-15-1

2008 RESULTS -- 3-9, 1-7 CAA

Home Stadium: Unitas Stadium (11,198)
 Home: 3-3 Away: 0-6 vs. Division: 0-5 vs. Top 25 (SN): 0-5
 Total Home Attendance: 29,879 Average Home Attendance: 4,980

Aug. 30	{-/rv}	at Navy [CBSCS]	L 13-41	31,613
Sept. 6		Morgan State	W 21-16	4,705
Sept. 13		at Richmond {4/4}	L 14-45	5,525
Sept. 20		at Coastal Carolina	L 3-31	8,204
Sept. 27		Columbia	W 31-24	5,030
Oct. 4		Northeastern [CSN, CSS]	L 17-35	4,032
Oct. 11		Rhode Island	W 37-32	7,369
Oct. 25		at New Hampshire [CSN, CSS] {10/10}	L 14-42	8,003
Nov. 1		William and Mary [CSN, CSS] {16/19}	L 14-34	3,168
Nov. 8		at Delaware	L 21-31	20,720
Nov. 15		at Villanova {6/7}	L 31-34	5,101
Nov. 22		James Madison {1/1}	L 27-58	5,575


CAA Team's Coaches & Sports Network Rankings listed prior to Opponent/Opponent's Coaches & Sports Network Rankings listed after Opponent at time game was played




john godlasky



hakeem moore



rob osborne



ollie thomas



towson tigers by the numbers...

2009 SPRING ROSTER

No.	Name	Pos.	Ht./Wt.	Cl.	Hometown (HS)
2	Collins, Danny	DB	6-2/195	So.	Newton, PA (Council Rock H.S.)
3	White, Raymond	DB	6-0/210	Jr.	Pocomoke, MD (Snow Hill H.S.)
4	Patterson, Chris	LB	6-0/190	So.	Germantown, MD (Northwest H.S.)
6	Moore, Hakeem	WR	6-0/165	Jr.	Fredericksburg, VA (Courtland H.S.)
8	Oates, Nick	DB	6-0/180	So.	Frederick, MD (Springbrook H.S.)
9	McCants, Joshua	LB	6-1/210	So.	Rockville, MD (Gaithersburg H.S.)
10	Potts, Brian	QB	6-4/202	RFr.	Middletown, Del. (Caravel Academy)
11	Shears, Bill	P	6-4/230	Sr.	Susan, VA (Mathews County H.S.)
14	Cegles, Casey	WR	5-10/185	Sr.	Voorhees, NJ (Eastern H.S.)
17	Peterson, Blair	QB	6-3/210	So.	San Antonio, TX (Churchill H.S.)
18	Jayne, Jeremy	QB	6-1/195	Jr.	Clarks Summit, PA (Abington Heights H.S.)
20	Hawkins, Brent	DB	6-1/195	Jr.	Ijamsville, MD (Urbana H.S.)
22	Rouson, Jas Lee	RB	5-11/225	Jr.	Flanders, NJ (The Hun School)
23	Walker, Trevor	RB	5-10/180	RFr.	Bensalem, Pa. (The Pennington School)
24	Kinchen, Damien	RB	5-11/185	Jr.	Annapolis, MD (Annapolis H.S.)
25	Gardner, Jeremy	DB	5-10/180	Jr.	Spotsylvania, VA (Courtland H.S.)
26	Thomas, Ollie	DB	5-8/185	Jr.	Oxon Hill, MD (Potomac H.S.)
28	Blakey, Donte	LB	6-0/220	Jr.	Lebanon, PA (Milton Hershey H.S.)
29	Sheahin, Chris	WR	6-1/195	So.	Brookeville, Md. (Sherwood H.S.)
30	Joseph, Alex	DB	5-11/185	Jr.	Commack, NY (Commack H.S.)
31	Ray, Matt	DB	6-2/180	So.	Frederick, MD (Urbana H.S.)
32	Castor, Matt	RB	5-10/200	Sr.	Mt. Airy, MD (Linganore H.S.)
33	Hill, Darius	ILB	6-1/210	RFr.	Silver Spring, Md. (Springbrook H.S.)
34	Dameron, Tremayne	RB	5-11/175	RFr.	King George, Va. (King George H.S.)
35	Haynes, Terry	WR	6-1/199	Jr.	Upper Marlboro, Md. (Bowie H.S.)
36	Brown, Devon	DB	6-0/185	So.	Jarrettsville, Md. (North Harford H.S.)
38	Ives, Kevin	DB	6-1/185	Jr.	Stafford, VA (North Stafford H.S.)
39	Atwood, Dan	S	6-0/190	So.	Gaithersburg, MD (Gaithersburg)
40	Carr, Justin	DB	5-11/170	RFr.	Richmond, Va. (Hermitage H.S.)
42	Godlasky, John	TE	6-3/230	So.	Hummelstown, Pa. (Hershey H.S.)
43	Stefanik, Paul	ILB	6-1/230	Sr.	Irwin, PA (Penn-Trafford)
44	Wharton, Tyler	FB	6-1/220	So.	LoVale, MD (Allegheny H.S.)
45	Beltre, Frank	ILB	6-3/215	RFr.	Randolph, N.J. (Randolph)
46	Moore, Elijah	RB	6-2/220	Jr.	Towson, Md. (Loch Raven H.S.)
46	White, Danzel	OLB	6-1/208	RFr.	Manassas, Va. (C.D. Hylton H.S.)
47	Butt, Alex	LB	6-2/205	Sr.	Parkton, MD (Hereford H.S.)
49	Scott, J.R.	DB	5-10/180	RFr.	Adelphi, Md. (The Bullis School)
50	Dudley, Jalen	LB	6-3/240	So.	Baltimore, Md. (Baltimore Poly H.S.)
51	Avolio, Alex	DE	6-4/240	Jr.	Richboro, PA (Council Rock North H.S.)
53	Boateng-Botwe, Brian	ILB	6-1/232	RFr.	Burtonsville, Md. (Gaithersburg H.S.)
54	Stup, Billy	ILB	6-2/230	RFr.	Frederick, Md. (Tuscarora H.S.)
55	Valentine, Marcus	DT	6-3/250	So.	Sicklerville, NJ (Winslow Twp. H.S.)
56	Dale, Trey	LB	6-0/220	Jr.	Snow Hill, MD (Snow Hill H.S.)
58	Cox, Todd	ILB	6-2/225	So.	New Market, Md. (Linganore H.S.)
60	Culotta, Nick	LB	6-2/220	So.	Timonium, Md. (Dulaney H.S.)
64	Ibia, Yaky	DT	6-2/285	Jr.	Reston, VA (South Lakes H.S.)
65	Ritter, Chris	OG	6-3/275	Jr.	Cumberland, MD (Fort Hill H.S.)
66	Hurley, Danny	OC	6-3/275	So.	Colonia, NJ (Bishop Ahr H.S.)
67	Stevenson, Leon	OT	6-4/255	Jr.	Newark, DE (Howard Tech)
68	Bass, Colin	OT	6-6/256	RFr.	Frederick, Md. (Thomas Johnson)
69	Mann, Chris	OC	6-0/255	So.	Ocean City, N.J. (Ocean City H.S.)
73	Jordan, Steve	OC	6-3/290	Jr.	York, PA (Central York H.S.)
74	Glackin, Hank	OT	6-6/265	So.	Quarryville, Pa. (Solanco H.S.)
75	Cardaci, Derek	OT	6-4/265	RFr.	Cape May, N.J. (St. Augustine H.S.)
76	Bridges, Dan	OT	6-5/300	Sr.	Union Bridge, MD (Francis Scott Key H.S.)
77	Eposito, John	OT	6-5/285	So.	Florham Park, NJ (Hanover Park H.S.)
78	Farley, Tim	OG	6-4/285	RFr.	Lancaster, Pa. (Manheim Township H.S.)
79	Hanley, Ryan	OG	6-3/315	Jr.	West Orange, NJ (West Orange H.S.)
80	Newsom, David	WR	5-9/185	Sr.	Elizabeth, NJ (Elizabeth H.S.)
81	Banks, Erron	WR	6-1/170	RFr.	Bound Brook, NJ (Bound Brook H.S.)
82	Harris, Justin	WR	5-10/175	So.	Ellicott City, MD (Centennial H.S.)
83	Holmes, Steve	WR	5-10/180	Jr.	Severn, MD (Old Mill H.S.)
84	Booker, Dominique	WR	5-11/180	RFr.	Richmond, Va (Hermitage H.S.)
86	White, Wes	TE	6-4/280	Sr.	Adamstown, MD (Urbana H.S.)
88	Waddy, Derek	WR	6-0/180	Jr.	Fort Washington, MD (St. John's H.S.)
89	Tongu, Tamba	WR	6-0/175	Sr.	Rockville, MD (Milton Hershey H.S.)
90	Hunolt, Ben	DE	6-5/240	So.	Tucson, AZ (Ironwood Ridge H.S.)
91	Evans, Mike	TE	6-6/230	RFr.	Fulton, Md. (Reservoir H.S.)
92	Morgan, Matt	TE	6-3/232	RFr.	Horseheads, N.Y. (Horseheads H.S.)
93	Hurley, Mike	DL	6-3/250	RFr.	Old Tappan, N.J. (Old Tappan H.S.)
94	Melikian, Armen	DE	6-4/275	So.	Durham, NC (Charles Jordan H.S.)
95	Smith, Brady	DE	6-2/260	Jr.	Manchester, Md. (Loyola Blakefield H.S.)
96	Zaccarelli, Tony	TE	6-3/230	RFr.	LaPlata, Md. (Westlake H.S.)
97	Benjamin, Brian	DT	5-10/265	Jr.	Landover Hills, MD (Gwynn Park H.S.)
98	Boyer, Jon	PK	6-5/223	Jr.	Easton, Pa. (Easton Area H.S.)
99	Osborne, Rob	DT	6-0/270	So.	Germantown, Md. (Germantown H.S.)

2009 TEAM INFORMATION

Total No. of Starters Returning: 17

Offense: 8

- OL - Dan Bridges
- TB - Matt Castor
- OL - Hank Glackin
- TE - John Godlasky
- OL - Dan Hurley
- OL - Steve Jordan
- WR - Dave Newsom
- OL - Chris Ritter

Defense: 8

- LB - Donte Blakey
- LB - Alex Butt
- DB - Danny Collins
- DB - Jeremy Gardner
- DL - Iaky Ibia
- DL - Rob Osborne
- LB - Chris Patterson
- DB - Ollie Thomas

Special Teams: 1

- P - Bill Shears

Total No. of Starters Lost: 7

Offense: 3

- WR - Tommy Breaux
- WR - Marcus Lee
- QB - Sean Schaefer

Defense: 3

- DL - Scott Bullock
- DB - Drew Mack
- LB - Jordan Manning

Special Teams: 1

- PK - Mark Bencivengo

Total No. of Letterwinners Returning: 44

Offense: 21

Defense: 12

Special Teams: 2

Total No. of Letterwinners Lost: 14

Offense: 5

Defense: 8

Special Teams: 1

NOTE: Special Teams include kickers and punters only.



towson head coach rob ambrose



2008



2004




2003



1998



towson tigers' all-star candidates



JOHN GODLASKY

Senior - Tight End
6-3 - 230 - Hummelstown, Pa.

-- Third-year starter at tight end for the Tigers who has started 23-straight games over the last two seasons.

-- Winner of Towson's Lineman of the Year Award in 2008.

-- Finished seventh on team with 19 catches for 213 yards in 2008.

-- Caught four TD passes among his 19 receptions.

-- Had career long 38-yard TD catch in 37-32 win over Rhode Island.

-- Caught 27-yard TD pass against William and Mary.

-- Has caught 26 passes for 269 yards and six touchdowns in career.

GODLASKY'S CAREER STATS

YEAR	GP	No.	Yds	TD	Long	Avg/G	Avg/C
2006	8	2	14	0	10	1.75	7.00
2007	11	5	42	2	21	3.82	8.40
2008	12	19	213	4	38	17.75	11.21
Career	31	26	269	6	38	8.68	10.35



ROB OSBORNE

Sophomore - Defensive Line
6-0 - 270 - Germantown, Md.

-- Appeared in nine games on defensive line as a true freshman with seven starts.

-- Made first start of career against Northeastern after Richard Lee suffered career-ending injury.

-- Finished ninth on team with 38 tackles despite missing first three games of season.

-- Made career high eight tackles against 16th-ranked William and Mary.


-- Tied for team lead with 2.5 sacks.

-- Had six tackles against Northeastern with one sack.

-- Became two-way player who was used as an extra blocking back in short yardage situations during the 2008 season.

OSBORNE'S CAREER STATS

YEAR	GP	S-A-Tackles	SK/TFL	Int	PBU	FF/FR
2008	9	16-22-38	2.5/3.0	0	0	0/1
Career	9	16-22-38	2.5/3.0	0	0	0/1



HAKEEM MOORE

Junior - Wide Receiver
6-0 - 163 - Fredericksburg, Va.

-- Appeared in all 12 games and had one start as a sophomore in 2008.

-- Led Tigers with 1,000 all-purpose yards, an average of 83.3 yards per game in 2008.

-- Tigers' second-leading receiver with 45 catches for 527 yards and one TD.

-- Had two 100-yard receiving games in 2008 (8-112 against Northeastern and 9-110 at New Hampshire).

-- Averaged 22.1 yards per kickoff return in 2008.

-- Scored the first TD of his career at Richmond, a 10-yard catch in 3rd quarter.

-- Suffered dislocated ankle in season opener of 2007 campaign and missed the rest of the season.

MOORE'S CAREER STATS

YEAR	GP	No.	Yds	TD	Long	Avg/G	Avg/C
2007	1	4	25	0	10	25.00	6.25
2008	12	45	527	1	42	43.92	11.71
Career	13	49	552	1	42	42.46	11.27



OLLIE THOMAS

Junior - Defensive Back
5-8 - 185 - Oxon Hill, Md.

-- Two-year starter at cornerback for the Tigers who started all 12 games in 2008.

-- Finished fourth on team with 57 tackles as a sophomore.

-- Tied for team lead with nine pass breakups in 2008.

-- Had his first career interception in Tigers' 31-24 win over Columbia.

-- Made a career-high 10 tackles in 21-16 win over Morgan State.

-- Had three pass breakups in 37-32 win over Rhode Island.

-- Has made 88 tackles with 11 pass breakups in two seasons.

-- Starter all 23 games of his college career.

THOMAS' CAREER STATS

YEAR	GP	S-A-Tackles	SK/TFL	Int	PBU	FF/FR
2007	11	15-16-31	0.5/2.0	0	2	0/0
2008	12	39-18-57	0.0/1.5	1	9	0/0
Career	23	54-34-88	0.5/3.5	1	11	0/0

2008 towson tigers review

2008 GAME-BY-GAME

Date	Time	Opponent	Att.	TOW		OPP		Run	Pass	Offense			Defense			TO	
				SN	Coach	SN	Coach			Total	TO	Run	Pass	Total	Passes		TO
A30	L 13-41	at Navy [tv]	31613		rv			30	330	360	29-47-1	1	558	44	602	2-5-0	1
S6	W 21-16	Morgan State	4705					32	243	275	18-25-1	1	225	149	374	13-18-0	1
S13	L 14-45	at Richmond	5525			4	4	55	233	288	23-36-5	5	184	148	332	11-16-0	1
S20	L 3-31	at Coastal Carolina	8204					44	142	186	20-37-0	0	302	157	459	9-18-0	0
S27	W 31-24	Columbia	5030					93	193	286	20-31-1	3	68	281	349	19-32-1	3
O4	L 17-35	Northeastern [tv]	4032					67	358	425	31-46-1	2	140	275	415	18-21-0	0
O11	W 37-32	Rhode Island	7369					94	373	467	25-34-1	2	98	265	363	22-45-0	0
O25	L 14-42	at New Hampshire [tv]	8003			10	10	129	317	446	36-50-2	3	142	292	434	20-26-0	1
N1	L 14-34	William and Mary [tv]	3168			16	19	43	195	238	22-33-2	3	239	265	504	21-33-1	1
N8	L 21-31	at Delaware	20720					-15	297	282	22-33-0	1	210	225	435	19-30-1	1
N15	L 31-34	at Villanova	5101			6	7	76	326	402	35-48-1	1	174	212	386	14-23-0	1
N22	L 27-58	James Madison	5575			1	1	18	315	333	27-49-1	1	440	88	528	11-19-0	2

INDIVIDUAL PASSING

Name	GP	Effic	Att-Cmp-Int	Pct	Yds	TD	Long	Avg/G
Sean Schaefer	12	138.02	303-459-14	66.0	3286	25	84	273.8
Blair Peterson	6	60.97	4-7-1	57.1	27	0	11	4.5
Casey Cegles	8	-100.00	0-2-1	0.0	0	0	0	0.0
Bill Shears	11	175.60	1-1-0	100.0	9	0	9	0.8
Total.....	12	135.94	308-469-16	65.7	3322	25	84	276.8
Opponents.....	12	157.55	179-286-3	62.6	2401	23	65	200.1

TEAM STATISTICS

	Towson	Opponent
SCORING	243	423
Points Per Game	20.2	35.2
FIRST DOWNS	232	250
Rushing	62	142
Passing	155	100
Penalty	15	8
RUSHING YARDAGE	666	2780
Yards gained rushing	1123	3050
Yards lost rushing	457	270
Rushing Attempts	341	499
Average Per Rush	2.0	5.6
Average Per Game	55.5	231.7
TDs Rushing	8	27
PASSING YARDAGE	3322	2401
Att-Comp-Int	469-308-16	286-179-3
Average Per Pass	7.1	8.4
Average Per Catch	10.8	13.4
Average Per Game	276.8	200.1
TDs Passing	25	23
TOTAL OFFENSE	3988	5181
Total Plays	810	785
Average Per Play	4.9	6.6
Average Per Game	332.3	431.8
KICK RETURNS: #-Yards	57-1180	32-848
PUNT RETURNS: #-Yards	4-30	15-128
INT RETURNS: #-Yards	3-0	16-326
KICK RETURN AVERAGE	20.7	26.5
PUNT RETURN AVERAGE	7.5	8.5
INT RETURN AVERAGE	0.0	20.4
FUMBLES-LOST	17-7	22-9
PENALTIES-Yards	58-416	77-680
Average Per Game	34.7	56.7
PUNTS-Yards	46-1548	36-1491
Average Per Punt	33.7	41.4
Net punt average	30.4	36.7
TIME OF POSSESSION/Game	30:06	29:54
3RD-DOWN Conversions	72/169	74/153
3rd-Down Pct	43%	48%
4TH-DOWN Conversions	13/30	12/21
4th-Down Pct	43%	57%
SACKS BY-Yards	9-61	35-245
MISC YARDS	0	0
TOUCHDOWNS SCORED	33	56
FIELD GOALS-ATTEMPTS	5-10	10-19
ON-SIDE KICKS	0-1	0-0
RED-ZONE SCORES	27-37 73%	42-55 76%
RED-ZONE TOUCHDOWNS	23-37 62%	33-55 60%
PAT-ATTEMPTS	28-32 88%	53-55 96%
ATTENDANCE	29879	79166
Games/Avg Per Game	6/4980	6/13194
Neutral Site Games		0/0

INDIVIDUAL RUSHING

Name	GP	Att	Gain	Loss	Net	Avg	TD	Long	Avg/G
Matt Castor	9	144	567	24	543	3.8	5	49	60.3
Jas Lee Rouson	11	71	142	23	119	1.7	0	13	10.8
Damien Kinchen	10	24	116	12	104	4.3	1	19	10.4
Tommy Breaux	9	1	5	0	5	5.0	0	5	0.6
David Newsom	11	3	10	7	3	1.0	0	10	0.3
Sean Schaefer	12	83	275	273	2	0.0	2	18	0.2
Steve Holmes	12	1	2	0	2	2.0	0	2	0.2
Justin Harris	9	1	0	3	-3	-3.0	0	0	-0.3
Casey Cegles	8	1	0	3	-3	-3.0	0	0	-0.4
Blair Peterson	6	3	6	15	-9	-3.0	0	6	-1.5
TEAM	8	9	0	97	-97	-10.8	0	0	-12.1
Total.....	12	341	1123	457	666	2.0	8	49	55.5
Opponents.....	12	499	3050	270	2780	5.6	27	87	231.7

INDIVIDUAL RECEIVING

Name	GP	No	Yds	Avg	TD	Long	Avg/G
Marcus Lee	12	58	461	7.9	6	28	38.4
Hakeem Moore	12	45	527	11.7	1	42	43.9
Steve Holmes	12	45	498	11.1	1	35	41.5
David Newsom	11	41	484	11.8	2	64	44.0
Casey Cegles	8	36	450	12.5	4	55	56.2
Tommy Breaux	9	35	514	14.7	6	84	57.1
John Godlasky	12	19	213	11.2	4	38	17.8
Matt Castor	9	7	43	6.1	0	13	4.8
Jas Lee Rouson	11	6	26	4.3	0	7	2.4
Tomba Tongu	11	5	41	8.2	0	19	3.7
Derek Waddy	6	4	23	5.8	0	13	3.8
Nick Oates	12	2	26	13.0	0	14	2.2
Damien Kinchen	10	2	-2	-1.0	0	2	-0.2
Dan Atwood	10	1	9	9.0	0	9	0.9
Anthony Fair	12	1	8	8.0	0	8	0.7
Wes White	11	1	1	1.0	1	1	0.1
Total.....	12	308	3322	10.8	25	84	276.8
Opponents.....	12	179	2401	13.4	23	65	200.1

INDIVIDUAL DEFENSIVE LEADERS

Name	GP	Tackles			TFL/Yds	-Sacks- No-Yds	Pass Def		Fumbles		Blkd Kick	Saf
		Solo	Ast	Total			Int-Yds	BrUp	FR-Yds	FF		
36 Jordan Manning	12	57	48	105	10.0-33	1.5-9	.	1	1-0	1	.	.
15 Drew Mack	9	46	36	82	6.0-15	.	1-0	9	.	3	.	.
47 Alex Butt	12	24	38	62	.	.	1-0	.	1-0	.	.	.
26 Ollie Thomas	12	39	18	57	1.5-6	.	1-0	9
28 Donte Blakey	12	30	26	56	7.0-33	2.0-15	.	1	2-0	1	.	.
2 Danny Collins	11	32	20	52	3.0-5	.	.	2
43 Paul Stefanik	12	10	32	42	3.5-21	2.5-20	.	3	.	1	.	.
55 Marcus Valentine	12	16	24	40	4.5-7
99 Rob Osborne	9	16	22	38	3.0-14	2.5-13	.	.	1-0	.	1	.
39 Dan Atwood	10	22	16	38	1.0-1	.	.	3	.	1	.	.
Total.....	12	421	428	849	55-191	9-61	3-0	35	9-0	10	2	.
Opponents.....	12	-	-	-	-	35-245	16-326	47	7-25	11	10	2



2008



2004



2003



1998

villanova wildcats

QUICK FACTS

Location _____ Villanova, Pa.
 Enrollment _____ 6,240
 Nickname _____ Wildcats
 Colors _____ Blue & White
 Website _____ www.villanova.com
 Stadium _____ Villanova Stadium
 Stadium Capacity _____ 12,000
 Stadium Surface _____ Artificial Grass
 President _____ Rev. Peter M. Donohue, OSA
 Athletics Director _____ Vince Nicastro
 Head Coach _____ Andy Talley
 Head Coach Alma Mater, Year _____ Southern Connecticut, 1967
 Football Contact _____ Dean Kenefick, Assoc. AD/Communications
 Football Contact Office Phone _____ 610-519-6514
 Lettermen Returning/Lost _____ 31/10
 Offensive Starters Returning/Lost _____ 8/3
 Defensive Starters Returning/Lost _____ 7/4
 2009 Fall Camp Reporting Date _____ August 7



HEAD COACH

Andy Talley

Overall Record (Years)
193-119-2 (29 years)

Record at School (Years)
165-101-1 (24 years)



COACHING STAFF

Mark Ferrante _____ Assistant Head Coach/Offensive Line
 Mark Reardon _____ Defensive Coordinator/Secondary
 Sam Venuto _____ Offensive Coordinator/Quarterbacks
 Brian Flinn _____ Recruiting Coordinator/Wide Receivers
 Billy Crocker _____ Defensive Line
 Darius Smith _____ Running Backs/Tight Ends
 Clint Wiley _____ Special Teams Coordinator/Linebackers
 David Riede _____ Cornerbacks
 Daniel Blume _____ Defensive Assistant

2009 SCHEDULE

Date	Opponent	Location	Series Record
Sept. 3	at Temple	Philadelphia, Pa.	14-12
Sept. 12	LEHIGH	Villanova, Pa.	5-5
Sept. 19	at Penn	Philadelphia, Pa.	8-5
Sept. 26	*NORTHEASTERN	Villanova, Pa.	10-5
Oct. 3	*WILLIAM AND MARY	Villanova, Pa.	11-14
Oct. 10	*at New Hampshire	Durham, N.H.	10-8
Oct. 17	*at James Madison	Harrisonburg, Va.	7-10
Oct. 24	*RHODE ISLAND	Villanova, Pa.	13-2
Nov. 7	*at Richmond	Richmond, Va.	19-9
Nov. 14	*at Towson	Towson, Md.	3-2
Nov. 21	*DELAWARE	Villanova, Pa.	21-20-1


2008 RESULTS -- 10-3, 7-1 CAA

Home Stadium: Villanova Stadium (12,000)


Home: 5-1 Away: 5-2 vs. Division: 4-1 vs. Top 25 (SN): 3-2
 Total Home Attendance: 40,146 Average Home Attendance: 6,691

Aug. 30	{21/19}	at West Virginia [ERT, WPVI]	L 21-48	60,566
Sept. 13	{21/21}	Lehigh {-/rv}	W 33-14	11,101
Sept. 20	{19/19}	at Penn [CN8]	W 20-14 (ot)	14,758
Sept. 27	{19/19}	Richmond [CN8] {1/2}	W 26-20	6,107
Oct. 4	{14/16}	at William and Mary {rv/rv}	W 38-28	10,632
Oct. 18	{7/10}	at Rhode Island	W 44-7	6,704
Oct. 25	{7/9}	James Madison [CN8, CSS] {1/1}	L 19-23	6,721
Nov. 1	{7/10}	at Northeastern	W 20-14	2,205
Nov. 8	{6/8}	New Hampshire [CN8] {8/7}	W 24-13	6,627
Nov. 15	{6/7}	Towson	W 34-31	5,101
Nov. 22	{6/7}	at Delaware [CN8]	W 21-7	21,457
Nov. 29	{6/7}	Colgate {16/16}	W 55-28	4,489
Dec. 6	{6/7}	at James Madison [ESPNGP, E360] {1/1}	L 27-31	13,780

CAA Team's Coaches & Sports Network Rankings listed prior to Opponent/Opponent's Coaches & Sports Network Rankings listed after Opponent at time game was played




aaron ball



ben ijalana



osaji osunde



matt szczur

villanova wildcats by the numbers...

2009 SPRING ROSTER

No.	Name	Pos.	Cl.	Ht./Wt.	Hometown/HS (Last School)
1	James Pitts	DB	So.	6-1/180	Montclair, N.J./Montclair
2	Fred Maldonado	DB	Jr.	5-11/185	West Chester, Pa./West Chester East
3	Brandyn Harvey	WR	Sr.	6-3/195	Spring Valley, Calif./Monte Vista
4	Matthew Szczur	WR	Jr.	5-11/195	Erma, N.J./Lower Cape May Regional
5	Antwon Young	QB	Sr.	6-4/215	Ft. Lauderdale, Fla./Plantation
6	Ronnie Akins	DB	Fr.	5-11/185	Lansdale, Pa./North Penn
7	Jarred Corey	DB	Jr.	5-10/180	Davie, Fla./Western
8	Norman White	WR	So.	6-4/200	Hammonton, N.J./St. Joseph's
9	Marquis Kirkland	LB	Jr.	5-11/250	Syracuse, N.Y./Henninger
10	Thomas Teel	DB	Jr.	5-10/205	Dumont, N.J./Dumont
11	Larry Jackson	WR	Rfr.	6-6/220	Fort Lauderdale, Fla./Cardinal Gibbons
12	Christian Culicerto	QB	So.	5-11/170	Charlotte, N.C./Charlotte Catholic
13	Martel Moody	DB	Jr.	6-0/180	Tampa, Fla./Jefferson
14	Ross Ventrone	DB	Sr.	5-9/185	Pittsburgh, Pa./Chartiers Valley (Pitt)
15	Dominic Scarnecchia	DB	So.	5-10/185	Youngstown, Ohio/Cardinal Mooney
16	Marlon Calbi	QB	So.	5-11/180	Monclair, N.J./Monclair
17	Chris Whitney	QB	Jr.	6-2/225	Warminster, Pa./St. Joseph's Prep
18	Anthony Johnson	LB	Jr.	5-10/215	Atlanta, Ga./Grady
19	Chris Johnson	QB	Rfr.	6-1/200	Philadelphia, Pa./Roman Catholic
20	Mikey Reynolds	WR	So.	5-7/165	Moorestown, N.J./Moorestown
21	John Dempsey	DB	Jr.	6-0/205	Secane, Pa./Cardinal O'Hara
22	Angelo Babbaro	RB	Jr.	5-9/190	Canfield, Ohio/Canfield
23	Osayi Osunde	LB	Sr.	6-1/235	Bloomsburg, Pa./Central Columbia
24	Lawrence Doss	RB	So.	5-8/175	Bellflower, Calif./St. John Bosco
25	Aaron Ball	RB	Jr.	5-9/200	Los Angeles, Calif./Cabrillo
26	Kelvin Johnson	DB	So.	5-11/185	Philadelphia, Pa./William Penn Charter
27	Joshua Potts	DB	So.	5-10/190	Harrisburg, Pa./Harrisburg
28	Eric Loper	DB	Fr.	6-0/190	Sicklerville, N.J./Timber Creek
29	Michael Mayoock	DB	Fr.	5-11/175	Newtown Square, Pa./Malvern Prep
30	John Nelson	PK	Jr.	5-5/160	Newtown, Conn./Newtown
31	Nick Hurley	WR	Fr.	5-11/190	Wheeling, W.Va./Wheeling Central Catholic
32	Tony Canci	RB	Sr.	6-0/215	Brookhaven, Pa./Sun Valley
33	Aaron Conaway	RB	Fr.	5-9/180	Columbia, Md./DeMatha
34	Louis Adeyemi	RB	Jr.	5-11/205	Los Angeles, Calif./Santa Monica
35	Matt Little	RB	Jr.	5-9/180	Richboro, Pa./Archbishop Wood
36	Vince Peterson	DB	Rfr.	6-1/185	Warren, Ohio/Howland
37	Matthew Fritz	DB	Sr.	5-10/190	Gilbertsville, Pa./Boyetstown
38	Michael Giresi	DB	Fr.	5-11/185	Westerville, Ohio/Westerville Central
39	George Syracuse	LB	Fr.	6-0/220	Dingmans Ferry, Pa./Delaware Valley
40	Jonathan Toroni	PK	So.	5-7/180	Berwyn, Pa./Conestoga
41	Aaron Grey	LB	So.	5-9/180	Lake Forest, Calif./El Toro
42	Jacob Wade	LB	Jr.	6-0/225	Silver Spring, Md./Montgomery Blair
43	Delano Ferguson	LB	Rfr.	6-1/225	Silver Spring, Md./John F. Kennedy
44	Devon Bridges	LB	Fr.	6-1/215	Upper Marlboro, Md./Frederick Douglas
45	Connor Nelson	LB	So.	6-0/215	Holmdel, N.J./Holmdel
46	Jeremy Rodriguez	LB	So.	6-2/200	Laureldale, Pa./Muhlenburg
47	Sean Morrissey	LS	Sr.	6-2/205	Rockville, Md./Our Lady of Good Counsel
48	Will Thompson	LS	Fr.	6-1/220	Glen Arm, Md./Loyola Blakefield
49	Nick Yako	PK	Rfr.	5-11/195	Cleveland, Ohio/St. Ignatius
50	Daniel Shirey	OL	Fr.	6-2/280	Feasterville, Pa./Neshaminy
51	Joe Makoid	DL	Rfr.	6-0/245	Warminster, Pa./Archbishop Wood
52	Rakim Cox	DL	Fr.	6-4/240	San Diego, Calif./San Diego
54	Terence Thomas	LB	Jr.	6-0/220	Lawrenceville, N.J./Lawrenceville School
55	Thomas Weaver	DL	Jr.	6-1/300	Irvington, N.J./Irvington
56	Tim Kukucka	DE	Sr.	6-3/250	Wall, N.J./Wall
57	Mario Johnson	DE	Jr.	6-3/260	San Francisco, Calif./City College of San Francisco
58	Marlon Johnson	DE	Rfr.	6-4/250	Baltimore, Md./St. Mary's
59	Patrick Haggerty	LB	Fr.	6-0/215	Shillington, Pa./Governor Mifflin
60	Brian Brannigan	OL	Sr.	6-3/285	Clementon, N.J./St. Joseph
61	Michael Sheridan	OL	Sr.	6-2/310	Cleveland, Ohio/St. Ignatius
65	Gene Oakley	OL	Jr.	6-3/285	Harrington Park, N.J./Old Tappan
67	Brant Clouser	OL	Jr.	6-3/290	Altoona, Pa./Altoona
70	Jonathan Bugli	OL	Sr.	6-5/285	Newburyport, Mass./Newburyport
71	Benjamin Ijalana	OL	Jr.	6-4/325	Hainesport, N.J./Rancocas Valley
74	Chris Otten	OL	Jr.	6-1/285	Ardmore, Pa./21st Century Cyber Charter School
75	Joshua Bucci	OL	Fr.	6-6/315	Beaver, Pa./Beaver
76	Ryan Bennett	OL	So.	6-5/275	Somerville, N.J./Immaculata
77	Travis Poston	OL	Rfr.	6-6/310	Horsham, Pa./Hotboron-Horsham
79	Chidozie Ekweozor	OL	Rfr.	6-5/280	Spring Valley, Calif./Mount Miguel
80	Ramin Mobaserri	WR	Sr.	6-0/200	King of Prussia, Pa./Upper Merion
81	Joseph Price	WR	Fr.	6-3/185	Havertown, Pa./Malvern Prep
82	Chris Farmer	DL	Jr.	6-5/265	Philadelphia, Pa./West Catholic
83	Zach Ugarte	P	Sr.	5-11/195	Ocklawaha, Fla./Trinity Catholic
84	Dorian Wells	WR	Rfr.	5-9/180	West Covina, Calif./South Hills
85	Eric Predatsch	TE	Sr.	6-5/240	Poughkeepsie, N.Y./Ketchum
86	John Jackson	TE	Fr.	6-4/245	Warrington, Pa./Central Bucks South
87	Kenneth Miles	WR	Fr.	6-1/190	Buena, N.J./Buena
88	Blaise Butler	TE	So.	6-7/250	Ardmore, Pa./Haverford School
89	Brennan Erbeznik	TE	Fr.	6-6/240	Santa Monica, Calif./Santa Monica
91	Tamai Young	DL	Fr.	6-3/260	Ewing, N.J./Peddie School
92	Sean Miller	P	So.	6-3/185	Egg Harbor Twp., N.J./St. Augustine College Prep
93	Mark Hamilton	Fr.	Fr.	6-0/160	Gaithersburg, Md./Good Council
94	Phil Matusz	DL	Sr.	6-3/280	Greenville, Pa./Greenville
97	Alex Behm	DL	Jr.	6-1/230	Los Angeles, Calif./Loyola
98	Donald Davis	DL	Rfr.	6-4/250	Glassboro, N.J./Glassboro

2009 TEAM INFORMATION

Total No. of Starters Returning: 16

Offense: 8

..... RB - Aaron Ball
 OL - Brian Brannigan
 OL - Jon Bugli
 OL - Brant Clouser
 WR - Brandyn Harvey
 OL - Ben Ijalana
 WR - Matt Szczur
 QB - Chris Whitney

Defense: 7

..... LB - Marquis Kirkland
 DB - Fred Maldonado
 DL - Phil Matusz
 DB - Martel Moody
 LB - Osayi Osunde
 LB - Terence Thomas
 DB - Ross Ventrone

Special Teams: 1

..... P - Zach Ugarte

Total No. of Starters Lost: 8

Offense: 3

..... WR - Phil Atkinson
 OL - Izzy Bauta
 TE - Steve Pimm

Defense: 4

..... DL - Dave Dalessandro
 DB - Salim Koroma
 DL - Greg Miller
 DB - Darrel Young

Special Teams: 1

..... PK - Joe Marcoux

Total No. of Letterwinners Returning: 31

Offense: 16

Defense: 14

Special Teams: 1

Total No. of Letterwinners Lost: 10

Offense: 4

Defense: 5

Special Teams: 1

NOTE: Special Teams include kickers and punters only.



villanova head coach andy talley



2008



2004




2003



1998



villanova wildcats' all-star candidates



AARON BALL

Junior - Running Back
5-9 - 200 - Los Angeles, Calif.

-- Rushed for 1,073 yards in 2008 becoming just the third Villanova player in program history to record a 1,000 yard rushing season.

-- Led the Wildcats in touchdowns in 2008 with 13.


-- Ranked second on the team in scoring last season with 78 points.

-- Registered four 100-yard rushing games in 2008.

-- Named Second Team All-CAA in 2008.

BALL'S CAREER STATS

YEAR	GP	No.	Yds	TD	Long	Avg/G	Avg/C
2007	10	47	247	1	33	24.70	5.26
2008	13	214	1073	13	63	82.54	5.01
Career	23	261	1320	14	63	57.39	5.06



BEN IJALANA

Junior - Offensive Line
6-4 - 325 - Hainesport, N.J.

-- 2008 First Team All-CAA selection.

-- Started every game of his Wildcat career.

-- Rated as a true pro prospect following his collegiate career.



OSAYI OSUNDE

Senior - Linebacker
6-1 - 235 - Bloomsburg, Pa.

-- 2008 First Team All-CAA.


-- Led Villanova in tackles last season with 77.

-- Ranked third on the team last season in tackles for loss with five.

-- 2007 Third Team All-CAA selection.

OSUNDE'S CAREER STATS

YEAR	GP	S-A-Tackles	SK/TFL	Int	PBU	FF/FR
2006	7	3-0-3	1.0/1.0	0	0	0/1
2007	11	36-46-82	1.5/5.0	0	0	0/1
2008	13	44-33-77	1.0/4.5	2	0	2/0
Career	32	83-79-162	3.5/10.5	2	0	2/2



MATT SZCZUR

Junior - Wide Receiver
5-11 - 195 - Erma, N.J.

-- One of the league's most versatile performers.

-- Will play running back, wide receiver and quarterback during the course of the game for Villanova.

-- 2008 Second Team All-CAA selection.

-- 2008 stats include 32 catches for 511 yards and four touchdowns and 78 rushes for 449 yards and three scores.

SZCZUR'S CAREER STATS

YEAR	GP	No.	Yds	TD	Long	Avg/G	Avg/C
2007	11	15	124	0	29	11.27	8.27
2008	13	32	511	4	59	39.31	15.97
Career	24	47	635	4	59	26.46	13.51

2008 villanova wildcats review

2008 GAME-BY-GAME

Date	Time	Opponent	VILL			OPP		Offense					Defense				
			Att.	SN	Coach	SN	Coach	Run	Pass	Total	Passes	TO	Run	Pass	Total	Passes	TO
A30	L 21-48	at West Virginia [tv]	60566	21	19			133	266	399	21-37-2	3	149	205	354	26-34-1	1
S13	W 33-14	Lehigh	11101	21	21		rv	140	231	371	22-35-1	2	38	200	238	20-43-4	4
S20	W 20-14 (ot)	at Penn [tv]	14758	19	19			145	182	327	16-28-4	4	110	192	302	17-27-1	3
S27	W 26-20	Richmond [tv]	6107	19	19	1	2	226	176	402	14-22-1	1	83	250	333	24-33-0	1
O4	W 38-28	at William and Mary	10632	14	16	rv	rv	255	186	441	20-27-0	0	76	307	383	21-37-1	2
O18	W 44-7	at Rhode Island	6704	7	10			255	261	516	15-20-0	2	24	196	220	23-38-2	3
O25	L 19-23	James Madison [tv]	6721	7	9	1	1	229	48	277	8-11-0	1	169	184	353	8-18-0	0
N1	W 20-14	at Northeastern	2205	7	10			216	210	426	14-19-2	2	65	210	275	20-30-2	2
N8	W 24-13	New Hampshire [tv]	6627	6	8	8	7	222	120	342	13-18-1	2	50	264	314	18-28-0	1
N15	W 34-31	Towson	5101	6	7			174	212	386	14-23-0	1	76	326	402	35-48-1	1
N22	W 21-7	at Delaware [tv]	21457	6	7			317	60	377	11-19-0	1	38	137	175	12-31-2	2
N29	W 55-28	Colgate	4489	6	7	16	16	386	86	472	5-7-0	1	205	168	373	15-22-0	1
D6	L 27-31	at James Madison [tv]	13780	6	7	1	1	81	229	310	15-23-1	2	215	174	389	15-21-0	1

INDIVIDUAL PASSING

Name	GP	Effic	Att-Cmp-Int	Pct	Yds	TD	Long	Avg/G
Christopher Whitney	12	152.09	120-174-5	69.0	1448	10	84	120.7
Antwon Young	10	119.56	67-112-7	59.8	806	4	60	80.6
Matthew Szczur	13	269.60	1-2-0	50.0	13	1	13	1.0
Phil Atkinson	13	0.00	0-1-0	0.0	0	0	0	0.0
Total.....	13	139.77	188-289-12	65.1	2267	15	84	174.4
Opponents.....	13	131.27	254-410-14	62.0	2813	23	55	216.4

TEAM STATISTICS

	Villanova	Opponent
SCORING	382	278
Points Per Game	29.4	21.4
FIRST DOWNS	283	238
Rushing	169	93
Passing	102	133
Penalty	12	12
RUSHING YARDAGE	2779	1298
Yards gained rushing	3215	1676
Yards lost rushing	436	378
Rushing Attempts	605	411
Average Per Rush	4.6	3.2
Average Per Game	213.8	99.8
TDs Rushing	31	11
PASSING YARDAGE	2267	2813
Att-Comp-Int	289-188-12	410-254-14
Average Per Pass	7.8	6.9
Average Per Catch	12.1	11.1
Average Per Game	174.4	216.4
TDs Passing	15	23
TOTAL OFFENSE	5046	4111
Total Plays	894	821
Average Per Play	5.6	5.0
Average Per Game	388.2	316.2
KICK RETURNS: #-Yards	37-814	54-1062
PUNT RETURNS: #-Yards	28-217	9-102
INT RETURNS: #-Yards	14-203	12-148
KICK RETURN AVERAGE	22.0	19.7
PUNT RETURN AVERAGE	7.8	11.3
INT RETURN AVERAGE	14.5	12.3
FUMBLES-LOST	24-10	16-8
PENALTIES-Yards	63-553	62-516
Average Per Game	42.5	39.7
PUNTS-Yards	45-1544	59-2314
Average Per Punt	34.3	39.2
Net punt average	31.2	34.5
TIME OF POSSESSION/Game	31:02	28:58
3RD-DOWN Conversions	81/166	64/163
3rd-Down Pct	49%	39%
4TH-DOWN Conversions	5/12	12/22
4th-Down Pct	42%	55%
SACKS BY-Yards	31-207	34-204
MISC YARDS	14	0
TOUCHDOWNS SCORED	49	36
FIELD GOALS-ATTEMPTS	14-19	9-12
ON-SIDE KICKS	0-0	1-3
RED-ZONE SCORES	45-55 82%	31-37 84%
RED-ZONE TOUCHDOWNS	35-55 64%	24-37 65%
PAT-ATTEMPTS	44-48 92%	35-35 100%
ATTENDANCE	40146	130102
Games/Avg Per Game	6/6691	7/18586
Neutral Site Games		0/0

INDIVIDUAL RUSHING

Name	GP	Att	Gain	Loss	Net	Avg	TD	Long	Avg/G
Aaron Ball	13	214	1132	59	1073	5.0	13	63	82.5
Christopher Whitney	12	131	638	171	467	3.6	4	37	38.9
Matthew Szczur	13	78	462	13	449	5.8	3	25	34.5
Angelo Babbaro	13	60	348	8	340	5.7	2	30	26.2
Phil Atkinson	13	20	201	17	184	9.2	3	65	14.2
Louis Adeyemi	12	16	144	0	144	9.0	2	69	12.0
Antwon Young	10	47	213	93	120	2.6	3	30	12.0
Lawrence Doss	9	20	65	44	21	1.0	0	11	2.3
Mikey Reynolds	9	1	5	0	5	5.0	0	5	0.6
Tony Canci	12	1	4	0	4	4.0	0	4	0.3
Marlon Calbi	11	1	2	0	2	2.0	0	2	0.2
Anthony Lucidonio	1	1	1	0	1	1.0	1	1	1.0
TEAM	9	15	0	31	-31	-2.1	0	0	-3.4
Total.....	13	605	3215	436	2779	4.6	31	69	213.8
Opponents.....	13	411	1676	378	1298	3.2	11	35	99.8

INDIVIDUAL RECEIVING

Name	GP	No	Yds	Avg	TD	Long	Avg/G
Phil Atkinson	13	54	572	10.6	4	84	44.0
Brandyn Harvey	13	43	552	12.8	3	54	42.5
Matthew Szczur	13	32	511	16.0	4	59	39.3
Angelo Babbaro	13	23	225	9.8	1	60	17.3
Mikey Reynolds	9	10	136	13.6	0	33	15.1
Norman White	12	8	94	11.8	0	35	7.8
Stephen Pimm	12	7	80	11.4	2	26	6.7
Lawrence Doss	9	4	33	8.2	1	21	3.7
Ramin Mobaserri	12	3	33	11.0	0	16	2.8
Shawn Smith	3	2	27	13.5	0	24	9.0
Aaron Ball	13	1	4	4.0	0	4	0.3
Tony Canci	12	1	4	4.0	0	4	0.3
Total.....	13	188	2271	12.1	15	84	174.7
Opponents.....	13	254	2813	11.1	23	55	216.4

INDIVIDUAL DEFENSIVE LEADERS

Name	GP	Tackles			TFL/Yds	-Sacks- No-Yds	Pass Def		Fumbles		Blkd Kick	Saf
		Solo	Ast	Total			Int-Yds	BrUp	FR-Yds	FF		
91 Osayi Osunde	13	44	33	77	4.5-14	1.0-7	2-61	.	.	2	1	.
2 Darrel Young	13	35	32	67	9.0-44	2.0-14	.	3
54 Terence Thomas	13	40	26	66	6.5-31	4.0-25	.	2	.	2	.	.
9 Marquis Kirkland	13	39	26	65	6.5-16	.	1-6	1	1-49	1	.	.
28 Salim Koroma	13	39	22	61	.	.	1-1	9	1-0	.	.	.
14 Ross Ventrone	13	36	25	61	.	.	4-47	.	1-0	.	.	.
21 John Dempsey	12	37	19	56	8.0-25	1.0-3	.	3	1-0	1	.	.
52 Greg Miller	13	37	17	54	15.0-73	5.5-42	.	3	.	2	.	.
39 Frederick Maldonado	13	36	14	50	2.0-7	.	2-8	2	1-9	1	.	.
56 Tim Kukucka	13	23	16	39	15.0-73	7.5-52	.	1	.	1	1	.
Total.....	13	504	321	825	95-388	31-207	14-203	33	8-58	11	3	1
Opponents.....	13	-	-	-	-	34-204	12-148	20	9-30	9	6	.



2008



2004



2003



1998

william and mary tribe

QUICK FACTS

Location _____ Williamsburg, Va.
 Enrollment _____ 5,500
 Nickname _____ Tribe
 Colors _____ Green, Gold & Silver
 Website _____ www.tribeathletics.com
 Stadium _____ Cary Field at Walter J. Zable Stadium
 Stadium Capacity _____ 12,259
 Stadium Surface _____ Artificial Grass
 President _____ W. Taylor Reveley, III
 Athletics Director _____ Terry Driscoll
 Head Coach _____ Jimmye Laycock
 Head Coach Alma Mater, Year _____ William and Mary, 1970
 Football Contact _____ Pete Clawson, Asst. AD/Media Relations
 Football Contact Office Phone _____ 757-221-3369
 Lettermen Returning/Lost _____ 39/11
 Offensive Starters Returning/Lost _____ 7/4
 Defensive Starters Returning/Lost _____ 8/3
 2009 Fall Camp Reporting Date _____ August 8

HEAD COACH

Jimmye Laycock



Overall Record (Years)
189-138-2 (29 years)

Record at School (Years)
189-138-2 (29 years)

COACHING STAFF

Zbig Kepa _____ Offensive Coordinator/Wide Receivers
 Bob Solderitch _____ Assistant Head Coach/Offensive Line
 Bob Shoop _____ Defensive Coordinator/Secondary
 Trevor Andrews _____ Recruiting Coordinator/Defensive Line
 Scott Boone _____ Linebackers
 Dave Corley, Jr. _____ Running Backs
 Trey Henderson _____ Cornerbacks
 Brendan Nugent _____ Tight Ends/Offensive Assistant
 John Bowes _____ Linebackers/Defensive Assistant
 Christian Taylor _____ Quarterbacks

2009 SCHEDULE

Date	Opponent	Location	Series Record
Sept. 5	at Virginia	Charlottesville, Va.	5-26-1
Sept. 12	CENT. CONNECTICUT ST.	Williamsburg, Va.	First Meeting
Sept. 19	at Norfolk State	Norfolk, Va.	3-0
Sept. 26	*DELAWARE	Williamsburg, Va.	13-20
Oct. 3	*at Villanova	Villanova, Pa.	14-11-1
Oct. 10	*at Northeastern	Brookline, Mass.	11-2
Oct. 24	*JAMES MADISON	Williamsburg, Va.	14-17
Oct. 31	*at Rhode Island	Kingston, R.I.	10-2
Nov. 7	*TOWSON	Williamsburg, Va.	6-0
Nov. 14	*NEW HAMPSHIRE	Williamsburg, Va.	10-2
Nov. 21	*at Richmond	Richmond, Va.	59-54-5

2008 RESULTS -- 7-4, 5-3 CAA


Home Stadium: Zable Stadium (12,259)
 Home: 4-2 Away: 3-2 vs. Division: 2-3 vs. Top 25 (SN): 1-3
 Total Home Attendance: 58,427 Average Home Attendance: 9,738

Sept. 6	at NC State	L 24-34	56,694
Sept. 13	{-/rv} VMI	W 52-17	10,624
Sept. 20	{rv/-} Norfolk State	W 42-12	10,152
Oct. 4	{rv/rv} Villanova {14/16}	L 28-38	10,632
Oct. 11	{rv/rv} at New Hampshire {4/4}	W 38-34	13,255
Oct. 18	{rv/rv} at Delaware {rv/rv}	W 27-3	21,949
Oct. 25	{23/23} Rhode Island	W 34-24	9,383
Nov. 1	{16/19} at Towson [CSN, CSS]	W 34-14	3,168
Nov. 8	{14/16} Northeastern	W 38-17	8,231
Nov. 15	{12/15} at James Madison {1/1}	L 24-48	14,330
Nov. 22	{16/19} Richmond [CSN] {7/6}	L 20-23 (ot)	9,405


CAA Team's Coaches & Sports Network Rankings listed prior to Opponent/Opponent's Coaches & Sports Network Rankings listed after Opponent at time game was played




david caldwell



jonathan grimes



adrian tracy



rob varno

william and mary tribe by the numbers...

2009 SPRING ROSTER

No.	Name	Pos.	Cl.	Ht./Wt.	Hometown/HS
3	B.W. Webb	DB	R-Fr.	5' 11"/160	Newport News, Va./Warwick
4	D.J. McAulay	WR	R-Sr.	5' 11"/185	New Haven, Conn./Westminster School
5	Tyler Bailey	WR	R-Fr.	6' 1"/183	Abingdon, Va./Abingdon
6	David Caldwell	S	Sr.	5' 11"/212	Montclair, N.J./Lawrenceville School
7	Mike Callahan	QB	R-Jr.	5' 11"/185	Mountville, Pa./Hempfield
9	Ryan Moody	WR	R-Fr.	5' 11"/171	Ashburn, Va./Stone Bridge
10	Jabrel Mines	LB	R-Fr.	6' 0"/206	Doswell, Va./Caroline
12	Nolan Kearney	QB	R-Fr.	6' 4"/246	Glenmoore, Pa./Downingtown West
13	C.J. Thomas	WR	R-Fr.	6' 2"/203	Mount Airy, Md./Linganore
14	William Honbarrier	WR	R - So.	6' 2"/196	Bedford, Va./Jefferson Forrest
15	Chase Hill	WR	R-Jr.	6' 2"/195	Virginia Beach, Va./Princess Anne
16	R.J. Archer	QB	R-Sr.	6' 2"/220	Earlysville, Va./Albemarle
17	Robert Livingston	S	R-Sr.	6' 3"/199	Hendersonville, N.C./The Hun School
18	Terrance Schmand	QB	R-So.	6' 3"/215	Buffalo, N.Y./St. Joseph's Collegiate
19	D.J. Mangas	QB	R-So.	6' 1"/194	Chantilly, Va./Paul VI
21	Evan Franks	LB	R-Jr.	5' 11"/212	Medford, N.J./Shawnee
22	Derek Crosen	WR	R-Fr.	6' 2"/181	Stephens City, Va./Sherando
23	Terrence Riggins	RB	Jr.	6' 1"/224	Newport News, Va./Denbigh
24	Ben Cottingham	CB	R-Jr.	5' 9"/159	Abingdon, Md./Edgewood
25	Courtland Marriner	RB	R-Jr.	5' 9"/182	Chesapeake, Va./Western Branch
26	Michael Alvarado	S	R-Jr.	6' 0"/198	Gaithersburg, Md./Gaithersburg
27	Brian Thompson	DB	R-Fr.	5' 11"/197	Somerset, N.J./Franklin
28	Ryan Woolfolk	DB	R-So.	5' 11"/191	Atlanta, Ga./Holy Innocents
30	Andy Topping	TE	R-Fr.	6' 2"/243	Chesapeake, Va./Nansemond River
31	Jake O'Connor	S	R-So.	6' 0"/185	Richmond, Va./Douglas S. Freeman
32	Jake Trantin	LB	R-So.	6' 1"/224	Severn, Md./Archbishop Spalding
33	Thomas Schonder	RB	R-Jr.	5' 11"/185	Round Hill, Va./Loudoun Valley
34	Jonathan Grimes	RB	So.	5' 10"/201	Palmyra, N.J./Paul VI
35	Dante Cook	LB	R-Fr.	5' 11"/213	Fredericksburg, Va./Stafford
36	Nick Downey	WR	R - So.	5' 10"/186	Lancaster, Pa./Lancaster Catholic
37	Kelly FitzGerald	WR	R-Fr.	5' 10"/162	Springfield, Va./Robert E. Lee
38	Terrell Wells	CB	R-So.	5' 10"/177	Louisa, Va./Louisa County
39	Donte Newbill	LB	R-So.	5' 10"/213	Blackstone, Va./Central Senior
40	Kyle O'Brien	DE	R-Jr.	6' 0"/247	Cockeysville, Md./McDonogh
41	Sheldon Alexander	LB	R-Sr.	6' 1"/213	Gordonsville, Va./Woodberry Forest
42	Fred Johnson	DB	R-Sr.	6' 1"/187	Richmond, Va./St. Christopher's
43	Jimmy Hobson	FB	R-Jr.	5' 11"/218	Cincinnati, Ohio/St. Xavier
44	Meltoya Jones	RB	R-Fr.	5' 9"/200	Hampton, Va./Tabb
45	Robert Scott	FB	R-So.	5' 10"/245	Norfolk, Va./Norfolk Academy
46	Omar Francis	LB	R-Fr.	5' 11"/212	Pennington, N.J./Pennington School
48	Wes Steinman	LB	R-Jr.	6' 2"/218	Wilmington, N.C./Hoggard
49	Zach Martin	DB	R-Fr.	5' 10"/177	Clarksville, Md./River Hill
52	Marcus Hyde	DE	R - So.	6' 3"/242	Manassas, Va./Osborn
53	John Ribble	FB	R-Fr.	6' 2"/220	Salem, Va./Salem
55	TJ Ptachick	LB	R-Fr.	6' 2"/225	Williamsburg, Va./Lafayette
56	C.J. Muse	OL	R-Sr.	6' 4"/313	Lexington, S.C./Lexington
57	Mike Schrift	OL	R-So.	6' 2"/288	Reading, Pa./Muhlenburg
58	Richard Yount	DE	R-Fr.	6' 3"/202	Springfield, Va./Robert E. Lee
59	Andy Rampp	DE	R-So.	6' 2"/236	Rockville, Md./TS Wootton
60	Robert Gumbita	OL	R-Fr.	6' 4"/290	Mount Pleasant, Pa./Mount Pleasant
63	Chris Sutton	OL	R-So.	6' 2"/295	Warrenton, Va./Fauquier
64	Daniel Ryan	OL	R-So.	6' 3"/293	Richmond, Va./Douglas S. Freeman
65	Ryan Kearns	OL	R-Fr.	6' 5"/293	Midlothian, Va./Midlothian
66	Derek Toon	OL	R-Jr.	6' 3"/288	Chester, Va./Matoaca
67	Kyle Allison	OL	R-Jr.	6' 2"/297	Burke, Va./Lake Braddock
68	James Pagliaro	OL	R-So.	6' 3"/269	Schnecksville, Pa./Parkland
70	Adam Warack	OL	R-Fr.	6' 3"/308	Chesapeake, Va./Great Bridge
72	Keith Hill, Jr.	OL	R-Jr.	6' 4"/312	Hamilton Square, N.J./Lawrenceville School
73	Tyler Miller	OL	R-Jr.	6' 3"/280	Virginia Beach, Va./Floyd Kellam
74	Mike Salazar	OL	R-Fr.	6' 5"/296	Lawrenceville, N.J./The Hun School
76	Joshua Raxter	OL	R-Jr.	6' 6"/263	Marietta, Ga./Pope
77	Jake Marcey	OL	R-So.	6' 4"/276	Gainesville, Va./Woodberry Forest
80	Brian Pate	PK/P	R-Sr.	5' 9"/182	Fredericksburg, Va./Massaponax
81	Cameron Dohse	WR	R-Jr.	6' 0"/190	Clifton, Va./Centreville
82	Sean Kroeger	P	R-Fr.	6' 2"/160	New Providence, N.J./New Providence
83	Gareth Hissong	TE	R-So.	6' 3"/236	Hanover, Pa./Delone Catholic
84	Blake Jones	P/K	R-Fr.	6' 0"/176	Bedford, Ind./Bedford North Lawrence
86	Alex Gottlieb	TE	So.	6' 3"/235	Delray Beach, Fla./American Heritage School
87	David Miller	K/P	R-Jr.	6' 0"/183	Centreville, Va./Westfield
88	Terreon Conyers	WR	R-Jr.	5' 11"/175	Norfolk, Va./Booker T. Washington
89	Eric Robertson	WR	R-Sr.	6' 2"/188	Barboursville, Va./Albemarle
90	Josh Thompson	DT	R-Fr.	6' 2"/290	Charlotte, N.C./Charlotte Christian
91	Chris Johnson	DE	R-Fr.	6' 3"/229	Virginia Beach, Va./Tallwood
92	Michael Stover	DT	Jr.	6' 3"/265	Millersville, Pa./Penn Manor
93	Sean Lissimore	DT	R-Sr.	6' 4"/286	Dumont, N.J./Dumont
94	Ravi Pradhanang	DE	R-So.	6' 3"/250	Paramus, N.J./St. Peter's Prep
95	C.J. Herbert	DL	R-Sr.	6' 3"/237	Germanatown, Md./Northwest
96	Daniel Pulley	DT	R-Sr.	6' 3"/267	Chesapeake, Va./Atlantic Shores Christian
97	Adrian Tracy	DE	R-Sr.	6' 4"/243	Sterling, Va./Potomac Falls
98	Rob Varno	TE	R-Sr.	6' 5"/224	Wilmington, N.C./Hoggard
99	Harold Robertson III	DT	R-So.	6' 2"/300	Richmond, Va./Hermitage
0	Joe Brady	WR	So.	6' 2"/190	Pembroke Pines, Fla./Everglade
0	Marshall Dill	WR	R-Jr.	5' 10"/183	Woodbridge, Va./C.D. Hylton
0	Dan Donker	OL	R-So.	6' 3"/311	Gibbsboro, N.J./Eastern
0	Bryan Jean-Pierre	DL	R-Jr.	6' 3"/268	Doralville, Ga./Dunwoody
0	Ethan Lee	DB	R-Fr.	5' 10"/164	Buckingham, Va./Buckingham-County
0	Grayson Orsini	LB	R-Fr.	6' 1"/222	Virginia Beach, Va./Frank W. Cox
0	Andy Palomo	OL	R-Fr.	6' 2"/244	Miami, Fla./Ransom Everglades
0	Nick Zaremba	DL	R-Fr.	6' 2"/224	Fredericksburg, Va./Stafford

2009 TEAM INFORMATION

Total No. of Starters Returning: 17

Offense: 7

- TB - Jonathan Grimes
- WR - Chase Hill
- OL - Keith Hill, Jr.
- OL - Jake Marcey
- WR - D.J. McAulay
- OL - C.J. Muse
- TE - Rob Varno

Defense: 8

- DB - Michael Alvarado
- DB - David Caldwell
- DB - Ben Cottingham
- DL - J.L. Herbert
- DL - Sean Lissimore
- DL - Harold Robertson
- DL - Adrian Tracy
- LB - Jake Trantin

Special Teams: 2

- P - David Miller
- PK - Brian Pate

Total No. of Starters Lost: 7

Offense: 4

- OL - Michael Grant
- OL - Luke Hiteshew
- WR - Elliott Mack
- QB - Jake Phillips

Defense: 3

- DB - Derek Cox
- LB - Josh Rutter
- LB - Michael Pigram

Special Teams: 0

Total No. of Letterwinners Returning: 39

Offense: 18

Defense: 19

Special Teams: 2

Total No. of Letterwinners Lost: 11

Offense: 6

Defense: 5

Special Teams: 0

NOTE: Special Teams include kickers and punters only.



william and mary head coach jimmy laycock



2008



2004



2003



1998



william and mary tribe all-star candidates



DAVID CALDWELL
Senior - Defensive Back
5-11 - 212 - Montclair, N.J.

-- Returns as third-year starter in 2009.
-- Dynamic playmaker who has been the team's top tackler during each of the past two seasons.

-- Ranked sixth in the CAA among defensive backs with 7.1 tackles per game in 2008.

-- Earned a pair of touchdowns on defense and special teams, returning an interception 62 yards for a score against Rhode Island and returning a blocked field goal 66 yard for a touchdown versus Norfolk State.

-- Recorded at least nine tackles in four games in 2008.

CALDWELL'S CAREER STATS

YEAR	GP	S-A-Tackles	SK/TFL	Int	PBU	FF/FR
2006	11	18-19-37	0.0/0.0	1	1	0/0
2007	11	61-46-107	0.0/6.5	1	2	1/0
2008	11	43-35-78	1.0/6.0	2	2	1/1
Career	33	122-100-222	1.0/12.5	4	5	2/1



ADRIAN TRACY
Senior - Defensive Lineman
6-4 - 243 - Sterling, Va.

-- Returns as fourth-year starter in 2009.
-- Earned First-Team All-CAA honors and multiple All-America distinctions in 2008.

-- Will enter 2009 season ranked tied for second among all active players with 19.0 career sacks.


-- Led the CAA and ranked sixth nationally with 0.91 sacks per game in 2008.

-- Ranked 20th nationally with 1.41 TFLs per game in 2008.

-- Finished the 2008 season with 72 tackles, 15.5 TFL and 10.0 sacks.

TRACY'S CAREER STATS

YEAR	GP	S-A-Tackles	SK/TFL	Int	PBU	FF/FR
2006	11	28-42-70	6.0/15.5	0	2	2/0
2007	11	33-30-63	3.0/9.5	1	1	1/0
2008	11	40-32-72	10.0/15.5	0	1	0/0
Career	33	101-104-205	19.0/40.5	1	4	3/0



JONATHAN GRIMES
Sophomore - Running Back
5-10 - 201 - Palmyra, N.J.

-- Honored as CAA Offensive Rookie of the Year and ECAC Rookie of the Year in 2008.

-- Selected as a College Sporting News Honorable Mention National Rookie of the Year and was chosen as an honorable mention All-America kick returner by The Sports Network.

-- Earned First Team All-CAA honors as a kick returner and Second Team all-conference honors as a running back.

-- Led the CAA and ranked 12th nationally with 162 all-purpose yards per game - a school record.

-- Established a W&M freshman rushing record with 929 yards on 164 carries.

GRIMES' CAREER STATS

YEAR	GP	No.	Yds	TD	Long	Avg/G	Avg/C
2008	11	164	929	7	67	84.45	5.66
Career	11	164	929	7	67	84.45	5.66



ROB VARNO
Senior - Tight End
6-5 - 224 - Wilmington, N.C.

-- Selected to the All-CAA Second Team in 2008.

-- Totaled 47 receptions for 512 yards with three touchdowns in 2008.

-- Honored as the 2008 W&M QB Club Offensive Lineman of the Year .

-- Recorded at least five catches in three games last season.

VARNO'S CAREER STATS

YEAR	GP	No.	Yds	TD	Long	Avg/G	Avg/C
2006	11	0	0	0	0	0.00	0.00
2007	11	11	115	0	32	10.45	10.45
2008	11	36	397	3	33	36.09	11.03
Career	33	47	512	3	33	15.52	10.89



2008 william and mary tribe review

2008 GAME-BY-GAME

Date	Time	Opponent	Att.	W&M		OPP		Offense			Defense						
				SN	Coach	SN	Coach	Run	Pass	Total	Passes	TO	Run	Pass	Total	Passes	TO
S6	L 24-34	at NC State	56694					115	188	303	19-37-2	4	67	258	325	21-36-2	2
S13	W 52-17	VMI	10624		rv			398	172	570	13-20-2	4	262	25	287	3-6-0	2
S20	W 42-12	Norfolk State	10152	rv				133	204	337	14-26-2	3	122	97	219	14-36-4	5
O4	L 28-38	Villanova	10632	rv	rv	14	16	76	307	383	21-37-1	2	255	186	441	20-27-0	0
O11	W 38-34	at New Hampshire	13255	rv	rv	4	4	185	310	495	30-40-2	2	163	305	468	27-37-2	2
O18	W 27-3	at Delaware	21949	rv	rv	rv	rv	118	338	456	26-38-1	3	100	45	145	10-24-1	1
O25	W 34-24	Rhode Island	9383	23	23			161	207	368	15-24-1	3	114	225	339	27-41-3	3
N1	W 34-14	at Towson [tv]	3168	16	19			239	265	504	21-33-1	1	43	195	238	22-33-2	3
N8	W 38-17	Northeastern	8231	14	16			198	217	415	15-22-0	1	110	247	357	25-44-1	1
N15	L 24-48	at James Madison	14330	12	15	1	1	76	218	294	19-37-0	0	317	223	540	16-21-0	0
N22	L 20-23 (ot)	Richmond [tv]	9405	16	19	7	6	43	204	247	20-42-6	7	154	82	236	9-17-1	1

INDIVIDUAL PASSING

Name	GP	Effic	Att-Cmp-Int	Pct	Yds	TD	Long	Avg/G
Jake Phillips	10	134.89	185-303-17	61.1	2243	21	65	224.3
R.J. Archer	10	129.07	28-53-1	52.8	387	3	51	38.7
Total.....	11	134.02	213-356-18	59.8	2630	24	65	239.1
Opponents.....	11	114.94	194-322-16	60.2	1888	15	50	171.6

TEAM STATISTICS

	William and Mary	Opponent
SCORING	361	264
Points Per Game	32.8	24.0
FIRST DOWNS	226	193
Rushing	92	96
Passing	122	84
Penalty	12	13
RUSHING YARDAGE	1742	1707
Yards gained rushing	1993	1997
Yards lost rushing	251	290
Rushing Attempts	359	439
Average Per Rush	4.9	3.9
Average Per Game	158.4	155.2
TDs Rushing	15	16
PASSING YARDAGE	2630	1888
Att-Comp-Int	356-213-18	322-194-16
Average Per Pass	7.4	5.9
Average Per Catch	12.3	9.7
Average Per Game	239.1	171.6
TDs Passing	24	15
TOTAL OFFENSE	4372	3595
Total Plays	715	761
Average Per Play	6.1	4.7
Average Per Game	397.5	326.8
KICK RETURNS: #-Yards	42-885	53-1070
PUNT RETURNS: #-Yards	23-281	14-119
INT RETURNS: #-Yards	16-226	18-165
KICK RETURN AVERAGE	21.1	20.2
PUNT RETURN AVERAGE	12.2	8.5
INT RETURN AVERAGE	14.1	9.2
FUMBLES-LOST	18-12	12-4
PENALTIES-Yards	46-418	58-490
Average Per Game	38.0	44.5
PUNTS-Yards	46-1869	62-2408
Average Per Punt	40.6	38.8
Net punt average	34.6	33.3
TIME OF POSSESSION/Game	28:16	31:44
3RD-DOWN Conversions	56/137	59/172
3rd-Down Pct	41%	34%
4TH-DOWN Conversions	7/11	12/19
4th-Down Pct	64%	63%
SACKS BY-Yards	24-144	20-139
MISC YARDS	66	14
TOUCHDOWNS SCORED	46	32
FIELD GOALS-ATTEMPTS	13-16	13-22
ON-SIDE KICKS	1-3	0-1
RED-ZONE SCORES	36-40 90%	31-39 79%
RED-ZONE TOUCHDOWNS	27-40 68%	21-39 54%
PAT-ATTEMPTS	46-46 100%	31-32 97%
ATTENDANCE	58427	109396
Games/Avg Per Game	6/9738	5/21879
Neutral Site Games		0/0

INDIVIDUAL RUSHING

Name	GP	Att	Gain	Loss	Net	Avg	TD	Long	Avg/G
Jonathan Grimes	11	164	948	19	929	5.7	7	67	84.5
Terrance Riggins	9	40	325	2	323	8.1	0	53	35.9
Jake Phillips	10	68	302	132	170	2.5	4	21	17.0
Courtland Marriner	8	29	155	14	141	4.9	1	19	17.6
R.J. Archer	10	23	123	33	90	3.9	2	27	9.0
DeBrian Holmes	9	17	63	4	59	3.5	0	14	6.6
Thomas Schonder	5	7	59	5	54	7.7	1	33	10.8
Elliott Mack	8	1	11	0	11	11.0	0	11	1.4
D.J. McAulay	11	1	5	0	5	5.0	0	5	0.5
Ryan Woolfolk	8	1	2	0	2	2.0	0	2	0.2
TEAM	6	8	0	42	-42	-5.2	0	0	-7.0
Total.....	11	359	1993	251	1742	4.9	15	67	158.4
Opponents.....	11	439	1997	290	1707	3.9	16	64	155.2

INDIVIDUAL RECEIVING

Name	GP	No	Yds	Avg	TD	Long	Avg/G
D.J. McAulay	11	40	718	18.0	8	65	65.3
Chase Hill	10	39	438	11.2	7	44	43.8
Jonathan Grimes	11	39	314	8.1	2	51	28.5
Rob Varro	11	36	397	11.0	3	33	36.1
Elliott Mack	8	29	445	15.3	3	44	55.6
Terreon Conyers	11	10	119	11.9	0	21	10.8
Alex Gottlieb	9	5	84	16.8	0	30	9.3
Courtland Marriner	8	4	34	8.5	0	14	4.2
Terrance Riggins	9	3	32	10.7	0	15	3.6
DeBrian Holmes	9	3	24	8.0	0	9	2.7
Cameron Dohse	7	2	18	9.0	0	10	2.6
Jimmy Hobson	11	2	4	2.0	1	3	0.4
Ryan Woolfolk	8	1	3	3.0	0	3	0.4
Total.....	11	213	2630	12.3	24	65	239.1
Opponents.....	11	194	1888	9.7	15	50	171.6

INDIVIDUAL DEFENSIVE LEADERS

Name	GP	Tackles			TFL/Yds	Sacks- No-Yds	Pass Def		Fumbles		Blkd Kick	Saf
		Solo	Ast	Total			Int-Yds	BrUp	FR-Yds	FF		
6 David Caldwell	11	43	35	78	6.0-34	1.0-9	2-67	2	1-0	1	.	.
32 Jake Trantin	11	48	28	76	6.5-17	0.5-4	1-0	4	.	2	.	.
97 Adrian Tracy	11	40	32	72	15.5-64	10.0-56	.	1	.	.	1	.
5 Michael Pigram	11	39	26	65	6.0-18	1.0-6	.	2	1-0	.	.	.
44 Josh Rutter	7	31	23	54	5.5-20	1.0-3	1-9	2	.	2	.	.
93 Sean Lissemore	11	18	33	51	7.5-41	4.0-20
26 Michael Alvarado	11	24	23	47	1.5-6	0.5-3	2-4	4	.	.	1	.
21 Evan Francks	11	20	27	47	2.0-3	.	1-9	1	1-0	.	.	.
37 Derek Cox	11	33	10	43	2.0-8	.	4-99	5
24 Ben Cottingham	10	24	12	36	.	.	1-6	.	1-0	.	.	.
Total.....	11	470	364	834	72-283	24-144	16-226	30	4-0	6	3	.
Opponents.....	11	-	-	-	-	20-139	18-165	44	12-24	12	3	1



2008



2004



2003



1998



caa football newcomers

DELAWARE

Name	Pos.	Ht./Wt.	Hometown/High School (Last School)
Tim Breaker	DB	6-0/185	Glassboro/Glassboro, N.J.
Nick Cattolico	OL	6-4/300	Delran/Delran, N.J.
Adam Citko	OL	6-5/320	Archbishop Wood/Southampton, Pa.
Walter Davis	RB	5-8/175	Ocean Lakes/Virginia Beach, Va.
*Pat Devlin	QB	6-4/220	Downingtown East/Downingtown, Pa. (Penn State)
Kasseim Everett	DB/RB	5-11/175	Roman Catholic/Philadelphia, Pa.
Brandon Heath	OL	6-6/305	Henderson/West Chester, Pa.
Michael Hirt	LB	6-1/215	North Hills/Pittsburgh, Pa.
Thomas Huff	DL	6-3/245	Sherwood/Olney, Md.
Leon Jackson	RB	6-1/185	Edward White/Jacksonville, Fla.
Rob Jones	WR	5-10/170	Armwood/Thonotosassa, Fla.
Bobby Kennedy	DL	6-4/285	Caravel/Newark, Del.
Erle Ladson	OL	6-6/275	Cardinal Hayes/Bronx, N.Y.
Cody Magill	TE	6-4/250	Quince Orchard/Darnestown, Md.
Mike Milburn	WR	6-4/200	DeMatha/Bowie, Md.
Lance Miller	DL	5-10/315	Mainland Regional/Somers Point, N.J.
Cazavious Ray	LB	6-1/210	Booker/Sarasota, Fla.
Trevor Sasek	QB	6-6/205	Spring-Ford/Limerick, Pa.
Carl Smith	LB	6-1/205	Highland Springs/Richmond, Va.
Irvin Titre	DL	6-0/300	Dwyer/Riviera Beach, Fla.
Ricky Tunstall	DB	5-11/190	Glassboro/Glassboro, N.J.

* Transfer Student-Athlete enrolled at Delaware Spring 2009



JAMES MADISON

Name	Pos.	Ht./Wt.	Hometown/High School (Last School)
Daniel Allen	RB	5-10/170	Ashburn, Va./Stone Bridge
Jordan Anderson	RB	5-11/200	Centreville, Va./Westfield
Adrian Cavanaugh	LB	6-0/215	Glen Allen, Va./Patrick Henry
*Nick Emmons	DL	6-4/240	Corvallis, Ore./Corvallis (Army)
Will Gann	P/PK	5-10/160	McLeansville, N.C./Eastern Guilford
Arlandis Harvey	WR	6-0/180	Ashburn, Va./Flint Hill
Jakarie Jackson	WR/DB	5-11/175	Frederick, Md./Tuscarora
Leavander Jones	WR/DB	5-10/165	Pleasantville, N.J./Atlantic City
Scott Jones	OL	6-4/260	McLean, Va./Langley
Matt Krout	OL	6-5/265	Fredericksburg, Va./Riverbend
Sean O'Neil	DE	6-4/230	Dumont, N.J./River Dell
Stephon Robertson	LB	5-11/200	Kingstown, Va./Edison
Renard Robinson	WR	6-0/185	Catonsville, Md./Mt. St. Joseph's
Dae'Quan Scott	WR	5-9/170	Staunton, Va./Robert E. Lee
Kavon Seaton	QB	5-11/190	Murrieta, Calif./Murrieta/Navy Prep
Jonathan Sharp	TE	6-3/225	Pittsburgh, Pa./Plum Senior/Fork Union
*Ryan Smith	DB	5-9/180	Ashland, Va./Patrick Henry (Marshall)
Tyler Snow	LB	6-3/225	Roanoke, Va./William Byrd
Jordan Stanton	DE	6-4/260	Fairfax, Va./Robinson
*Richard Wilson	DB	6-2/195	Santa Rosa, Calif./Dunbar, Md. (San Mateo)

* Transfer Student-Athlete enrolled at James Madison Spring 2009



HOFSTRA

Name	Pos.	Ht./Wt.	Hometown/High School (Last School)
Paul Abolo	DB	5-10/195	Inglewood, CA/Inglewood (Humboldt State/Nassau CC)
Calvin Burnett	CB	5-10/170	Orlando, Fla./Freedom
Andre Campbell	DB	6-1/205	Harrisburg, Pa./Steeltown-Highspire
Jose Cruz	TE	6-5/235	Johnstown, PA/Bishop McCourt (Akron)
Jordan Dangerfield	DB	5-11/170	Royal Palm Beach, Fla./Royal Palm Beach
Anthony Dima	OT	6-7/271	Centereach, N.Y./Centereach
Malcolm Eugene	OLB	6-4/190	Huntington, N.Y./John Glenn
Reggie Francklin	LB	6-0/220	Valley Stream, N.Y./Holy Cross
*Coy Glass	QB	6-3/210	Redlands, Calif./Redlands (Riverside CC)
*Omar Jacobs	DE	6-2/256	Oakland, Calif./Skyline (Laney College)
Zamel Johnson	CB	6-0/175	Staten Island, N.Y./Port Richmond
Carlton Koonce	RB	5-8/170	Lumberton, N.J./Rancocas Valley Regional
Miguel Maysonet	RB	5-10/190	Riverhead, N.Y./Riverhead
Matt McBride	OT	6-6/280	Hicksville, N.Y./Holy Trinity
Steven Medard	DE	6-4/260	Massapequa, N.Y./Amityville Memorial
Jamari Miller	DT	6-3/259	South Plainfield, N.J./South Plainfield
Billy Morgan	WR	5-9/165	Chester, Pa./Cardinal O'Hara
*Devin Pruett	DB	5-10/190	Bakersfield, Calif./Liberty (Bakersfield College/South Dakota State)
Darrian Skinner	DB/WR	5-11/190	St. Petersburg, Fla./Boca Ciega
Andrew Smith	DE	6-2/232	Wading River, N.Y./Riverhead
Nicholas Talbert	WR	6-4/220	Hartford, CT/Weaver
Navarus Thompson	DT	6-2/280	West Palm Beach, Fla./Palm Beach Lakes
Bill Torre	LS	6-0/205	Calverton, NY/Riverhead
Andy Trujillo	LB	6-0/210	Miami, Fla./American

* Transfer Student-Athlete enrolled at Hofstra Spring 2009



MAINE

Name	Pos.	Ht./Wt.	Hometown/High School (Last School)
Andre Barboza	WR	6-3/200	Barnstable, Mass./Barnstable (Eric Community College)
Shawn Bodtmann	LB	5-11/205	Scranton, Pa./West Scranton
William Calvi	TE	6-3/250	New York, N.Y./Blair Academy
Craig Capella	DE	6-3/235	Galloway, N.J./Absegami
Jamal Clay	DB/WR	5-10/170	Mahwah, N.J./Mahwah
Michael Cole	DL	6-2/260	North Brunswick, N.J./North Brunswick
Nathaniel Doehler	QB	5-11/180	Steeple Falls, Maine/Bonny Eagle
Michael Doty	WR	6-3/200	Chalfont, Pa./Central Bucks South
Troy Eastman	DB	6-1/190	Rahway, N.J./Rahway
John Ebeling	QB	6-4/190	Mahwah, N.J./Mahwah
Jeffrey Gakos	OL	6-4/270	Basking Ridge, N.J./Ridge
Joseph Hook	OL	6-4/270	Westfield, Mass./Westfield
Darlos James	DB	5-10/170	Mt. Vernon, N.Y./Iona Prep
Kendall James	DB	6-0/165	Roselle, N.J./Union County Academy
Derrick Johnson	WR	5-11/180	Hempstead, N.Y./Holy Trinity Diocesan
Terrence Jones	WR	5-10/175	Bar Harbor, Maine/Mt. Desert Island
Shawn Krautzel	LB	6-3/195	Prospect Park, Pa./Interboro
*William Martin	OL	6-3/295	Port Republic, N.J./Holy Spirit (Sacred Heart)
Julian McCall	FB	6-0/225	Jersey City, N.J./Hudson Catholic
Maurice McDonald	WR	6-0/180	Paterson, N.J./Paterson Catholic
Clinton Miller	DL	6-2/235	Allentown, Pa./Parkland
Doug Nash	DL	6-4/240	Turner, Maine/Leavitt
Tyler Patterson	OL	6-6/295	Owls Head, Maine/Rockland
Justin Perillo	TE	6-4/240	Wilmington, Del./Tatnall School
Derek Pratt	LB	6-1/215	Gloucester, Mass./Pingree School
Erwin Roach	DL	6-3/240	Bloomfield, N.J./Bloomfield (Fork Union)
Troy Russell	LB	6-3/205	South Plainfield, N.J. (Fork Union)
Joshua Spearin	OL	6-3/285	Limington, Maine/Bonny Eagle
Terrel Walker	RB	5-8/200	Taunton, Mass./Taunton
Marcus Wasilewski	QB	6-1/185	Kulpmont, Pa./Mt. Carmel
*Warren Smith	QB	6-1/180	Forked River, N.J./Lacey Township (Iona)

* Transfer Student-Athlete enrolled at Maine Spring 2009





caa football newcomers

MASSACHUSETTS

Name	Pos.	Ht./Wt.	Hometown/High School (Last School)
Christian Birt	DB	6-2/190	Laconia, N.H./Laconia H.S.
Rob Blanchflower	TE	6-3/246	Leominster, Mass./St. John's H.S./Shrewsbury
Tim Brandt	LB	6-0/200	Natick, Mass./Natick H.S.
Tom Brandt	LB	6-0/200	Natick, Mass./Natick H.S.
Kevin Byrne	DL	6-4/265	Mashpee, Mass./Mashpee H.S.
Ryan Carter	DB	5-11/180	Bedford, Mass./Bedford H.S.
*Kyle Havens	QB	6-3/217	Concord, Calif./Ygnacio Valley H.S. (Diablo Valley College)
Mike Lee	DB	6-0/172	McDonough, Ga./Eagle's Landing H.S.
Devin Lindsey	LB	6-0/217	University City, Mo./ Maplewood Richmond Heights H.S.
Thad McCummings	DB	5-10/202	Natick, Mass./Natick H.S./ Canterbury School, Conn.
Perry McIntyre	LB	6-0/214	Royal Palm Beach, Fla./Royal Palm Beach H.S.
Bill Nesselt	DL	6-2/245	Ft. Lauderdale, Fla./St. Thomas Aquinas H.S.
Brandon Potvin	DL	6-1/240	Worcester, Mass./Holy Name H.S.
Jamar Smith	TB	5-11/197	Binghamton, N.Y./Binghamton H.S.
Jeff Strait	P	6-0/187	Manheim, Pa./Manheim Central H.S.
Adham Talaat	OL	6-5/292	Springfield, Va./West Springfield H.S.
Royce Terrell	LB	6-1/210	Weymouth, Mass./Weymouth H.S.
Sean Unterkoefer	RB	6-1/210	Reading, Pa./Exeter Township H.S.
Vincent Westcarr	OL	6-4/302	Miramar, Fla./Miramar H.S.

* Transfer Student-Athlete enrolled at Massachusetts Spring 2009



NORTHEASTERN

Name	Pos.	Ht./Wt.	Hometown/High School (Last School)
Andrew Anastor	OL	6-5/270	Vineland, N.J./Vineland
Jordan Batts	WR	5-11/170	Weston, Fla./North Broward Prep
Chris Frazier	LB	6-3/220	Nanjemoy, Md./Henry E. Lackey
Chad Hunte	LB	6-0/205	Brookline, Mass./Brookline
Kyle Hunte	DB	6-2/205	Brookline, Mass./Brookline
Steven Hunter	DB	6-0/173	Marietta, Ga./Marietta
Matt Lengel	TE	6-7/220	Mechanicsburg, Pa./Cumberland Valley
Dion Nesmith	QB	6-0/185	Union, N.J./Union
CJ Parsons	DL	6-6/235	Dover, Mass./Xavierian Brothers
Tasi Suaava	DL	5-11/268	Cleveland, Ga./White County
Jared Veruto	DL	6-0/302	Endicott, N.Y./Union-Endicott
Alex Winks	OL	6-2/292	Absecon, N.J./Holy Spirit



NEW HAMPSHIRE

Name	Pos.	Ht./Wt.	Hometown/High School (Last School)
Manny Asam	WR/DB	6-0/175	Bloomfield, N.J./Worcester Academy
Rick Archer	OL/DL	6-2/270	St. Cloud, Fla./Kissimmee-Osceola
Chris Beranger	RB/DB	6-0/180	Winthrop, Mass./Winthrop
Jay Colbert	TE/DE	6-1/230	Langhorne, Pa./Neshaminy
Kevin Gangelhoff	TE/LB	6-3/230	Odense, Denmark/Kimball Union Academy
Chris Houston	WR/DB	5-8/160	Harrisburg, Pa./Bishop McDevitt
Jack Jamerson	DL/OL	6-4/245	Washington, Pa./Trinity
Cody Muller	OL/DE	6-3/230	Souderton, Pa./Souderton
Seamus O'Neill	OL/DL	6-3/270	Manchester, N.H./Manchester Central
Nick Schmalhofer	OL/DL	6-4/240	Lancaster, Pa./Lancaster Catholic



RHODE ISLAND

Name	Pos.	Ht./Wt.	Hometown/High School (Last School)
*Robenson Alexis	WR	6-0/170	Boca Raton, Fla./West Boca Raton (Rutgers)
Nick Baker	DL	6-3/250	Whitman, Mass./Dean College
Andrew Belizaire	OL	6-3/260	Montvale, N.J./St. Joseph's Regional
*Rob Cervini	DB	5-11/200	Suffern, N.Y./St. Joseph's, Montvale (Rutgers)
Jordan Dalton	DB	6-1/190	Haddonfield, N.J./Paul VI
Brian Eatman	DB	6-1/180	Jersey City, N.J./Hudson Catholic
Ellis Foster	RB/ATH	5-11/190	Baltimore, Md./Baltimore City
Ayo Isijola	RB	5-10/195	Brooklyn, N.Y./Sheepshead
*Tom Lang	TE	6-3/235	Concord, Mass./Middlesex School (Rutgers)
D.J. Law	WR/ATH	5-8/175	Delrey Beach, Fla./American Heritage
Josh Moody	DE	6-4/210	Staten Island, N.Y./Tootenville
Ali Muhammad	LB	6-2/195	Kingston, Pa./Wyoming Valley West
*Chris Paul-Etienne	QB	6-3/190	Miami, Fla./Edison (Rutgers)
Kelson Patterson	OL	6-6/303	Silver Spring, Md./Albert Einstein
Kenny Smith	LB	5-11/225	Jersey City, N.J./St. Peter's
Trevor Turner	WR	6-1/185	Hanover, Md./Meade
Shomari Watts	LB	6-0/215	Haverford, Pa./Haverford
Mannee Williams	DB	6-1/200	New Rochelle, N.Y./New Rochelle
Colton Woodall	DB	6-3/190	Coconut Creek, Fla./North Broward Prep
David Zocco	LB	6-1/210	Nashua, N.H./Nashua South

* Transfer Student-Athlete enrolled at Rhode Island Spring 2009





caa football newcomers

RICHMOND

Name	Pos.	Ht./Wt.	Hometown/High School (Last School)
Darrian Carmichael	CB	5-11/165	Bowie, Md./Bishop McNamara
Dustin Engledove	TE	6-4/260	Lynchburg, Va./Jefferson Forest
Kendall Gaskins	FB	6-1/210	Burlington, N.J./Woodberry Forest, Va.
Cole Gonet	FB	6-2/230	Raleigh, N.C./Ravenscroft
Dan Judge	QB	6-2/210	Chester Springs, Pa./Haverford Private
Wil Kamin	K	5-8/161	Weddington, N.C./Charlotte Christian
Jacob Pierce	DE	6-4/225	Lynchburg, Va./Virginia Episcopal
Mike Poplaski	TE	6-5/255	Mechanicsburg, Pa./Mechanicsburg
Ronwyn Pritchett	DT	6-4/270	Martinsville, Va./Martinsville
Brandon Scott	DE	6-5/215	Dumfries, Va./Forest Park
Jovan Smith	QB/RB	6-0/186	Springfield, Va./Flint Hill School
Mark Speir	OT	6-6/255	McDonough, Ga./Union Grove
Jimmy Speros	OT	6-6/270	Great Falls, Va./Flint Hill School
Jon Thompson	WR	6-1/180	Radford, Va./Radford
Kerry Wynn	DE	6-4/215	Louisa, Va./Louisa County

VILLANOVA

Name	Pos.	Ht./Wt.	Hometown/High School (Last School)
Ronnie Akins	DB	5-11/185	Lansdale, Pa./North Penn
Josh Buccì	OL	6-6/315	Beaver, Pa./Beaver
Devon Bridges	LB	6-1/215	Upper Marlboro, Md./Frederick Douglas
Rakim Cox	DE	6-4/240	Upper Marlboro, Md./Frederick Douglas
Brennan Erbezniq	TE	6-6/240	Santa Monica, Calif./Santa Monica
Mike Giresi	DB	5-11/185	Westerville, Ohio/Westerville
Patrick Haggerty	LB	6-0/215	Shillington, Pa./Governor Mifflin
Mario Johnson	DE	6-3/260	San Francisco, Calif./City College of San Francisco
Eric Loper	DB	6-0/190	Sicklerville, N.J./Timber Creek
Kenny Miles	WR	6-1/190	Buena, N.J./Buena
Joe Price	WR	6-0/200	Havertown, Pa./Malvern Prep
Daniel Shirey	OL	6-2/280	Feasterville, Pa./Neshaminy
Tamai Young	DL	6-3/260	Ewing, N.J./Lawrence & Peddie School



TOWSON

Name	Pos.	Ht./Wt.	Hometown/High School (Last School)
Peter Athens	QB	6-0/185	Huntingtown, Md./Huntingtown H.S.
Alex Blake	WR	6-2/185	Fort Washington, Md./Friendly H.S.
Ryan Bonheyo	LB	6-2/210	Frederick, Md./Maryland School for Deaf
*Derek Cardaci	OL	6-4/260	Cape May, N.J./St. Augustine Prep (Middle Tennessee State)
Nygee Carmichael	WR	5-8/165	Brandywine, Md./Gwynn Park H.S.
Tom Chroniger	QB	6-1/185	Crofton, Md./DeMatha H.S.
Anthony Davis	OG	6-3/300	Richmond, Va./Clover Hill H.S.
Arnold Farmer	DT	6-1/306	Baltimore, Md./Baltimore Poly H.S.
B.J. Greening	DB	5-11/190	Saint Leonard, Md./Calvert H.S.
Randall Harris	DL	6-4/280	Lanham, Md./DuVal H.S.
Chuck Johnson	OL	6-2/260	Baltimore, Md./Baltimore Poly H.S.
Eric Pike	OL	6-5/275	Lanham, Md./DuVal H.S.
Dwayne Price	DB	5-9/170	Fort Washington, Md./Friendly H.S.
Tom Ryan	WR	6-3/190	Philadelphia, Pa./Father Judge H.S.
Doug Shaw	FB	6-1/255	Woodbine, Md./Loyola Blakefield H.S.
William Speight	CB	5-10/160	Brandwine, Md./Gwynn Park H.S.

* Transfer Student-Athlete enrolled at Towson Spring 2009

WILLIAM AND MARY

Name	Pos.	Ht./Wt.	Hometown/High School (Last School)
Paul Amakihe	LB	6-3/200	Manalapan, N.J./Freehold Township H.S.
Brent Caprio	QB	6-1/190	Somers Point, N.J./Mainland H.S.
Jerome Couplin III	DB/WR	6-2/190	Upper Marlboro, Md./Bishop McNamara H.S.
Matt Crisafi	OL/DL	6-4/300	Marietta, Ga./Blessed Trinity H.S.
Jason Faipler	OL/DL	6-3/275	Erie, Pa./Cathedral Prep School
Takaeo "T.K." Hester	DB	5-10/180	Richmond, Va./Varina H.S.
Samuel Johnson II	DE	6-2/240	Spotsylvania, Va./Courtland H.S.
Quincey September	WR/DB	6-4/200	Kwazulu Natal, South Africa/Saint Anne's Belfield School
Trevor Springman	OL/DL	6-4/285	Lansdowne, Va./Stone Bridge H.S.
Bryan Stinnie	OL/DL	6-4/235	Troy, Va./Saint Anne's Belfield School

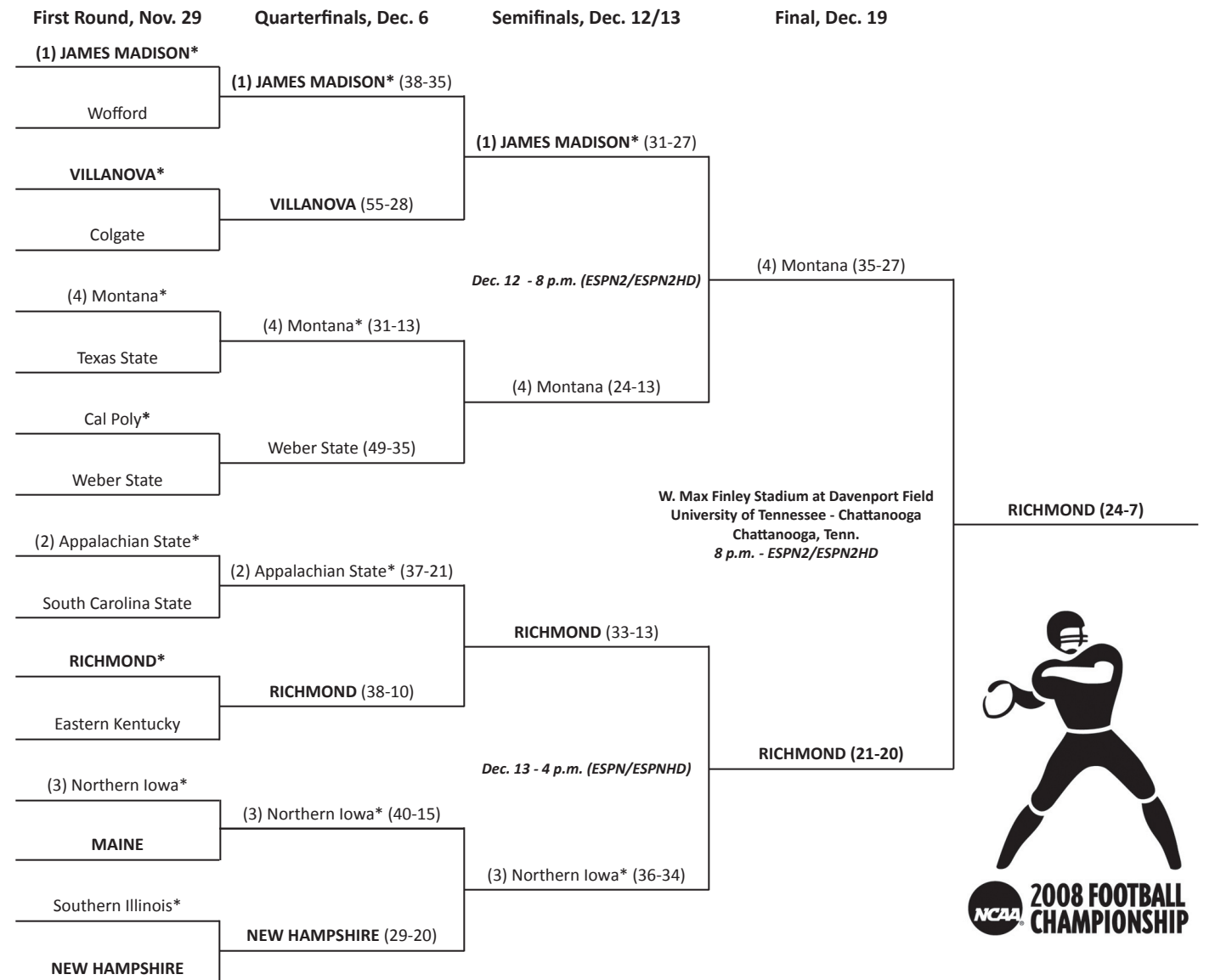




2008 caa football standings

NORTH DIVISION	-----CONFERENCE-----				-----OVERALL-----				Home	Away	Neutral	vs. Div	Streak
	W-L	Pct.	PF	PA	W-L	Pct.	PF	PA					
New Hampshire#	6-2	.750	298	210	10-3	.769	463	306	4-1	6-2	0-0	5-0	Lost 1
Maine#	5-3	.625	197	173	8-5	.615	319	296	4-2	4-3	0-0	4-1	Lost 2
Massachusetts	4-4	.500	216	200	7-5	.583	345	321	4-2	3-3	0-0	3-2	Won 1
Hofstra	2-6	.250	158	255	4-8	.333	265	346	2-3	2-5	0-0	2-3	Lost 1
Rhode Island	1-7	.125	162	289	3-9	.250	226	384	2-4	1-5	0-0	1-4	Won 1
Northeastern	1-7	.125	139	227	2-10	.167	228	349	1-4	1-6	0-0	0-5	Lost 7
SOUTH DIVISION	W-L	Pct.	PF	PA	W-L	Pct.	PF	PA	Home	Away	Neutral	vs. Div	Streak
James Madison*#\$	8-0	1.000	340	156	12-2	.857	534	323	8-1	4-1	0-0	5-0	Lost 1
Villanova#	7-1	.875	226	143	10-3	.769	382	278	5-1	5-2	0-0	4-1	Lost 1
Richmond#\$%!	6-2	.750	258	158	13-3	.812	506	250	5-1	7-2	1-0	3-2	Won 9
William and Mary	5-3	.625	243	201	7-4	.636	361	264	4-2	3-2	0-0	2-3	Lost 2
Delaware	2-6	.250	96	185	4-8	.333	210	249	3-3	1-5	0-0	1-4	Lost 2
Towson	1-7	.125	175	311	3-9	.250	243	423	3-3	0-6	0-0	0-5	Lost 5

* - CAA Football Champion
 # - NCAA Division I Football Championship Participant
 \$ - NCAA Division I Football Championship Semifinalist
 % - NCAA Division I Football Championship Finalist
 ! - NCAA Division I National Champion



* denotes host institution
 First round, quarterfinal and semifinal games will be played on campus sites



2008



2004



2003



1998



2008 all-caa football teams

2008 CAA FOOTBALL MAJOR AWARDS

(as voted on by the head coaches)

OFFENSIVE PLAYERS OF THE YEAR

Rodney Landers, James Madison, Sr., QB, Virginia Beach, Va.

DEFENSIVE PLAYER OF THE YEAR

Jovan Belcher, Maine, Sr., DL, West Babylon, N.Y.

SPECIAL TEAMS PLAYER OF THE YEAR

Scotty McGee, James Madison, Jr., KR/PR, Virginia Beach, Va.

OFFENSIVE ROOKIE OF THE YEAR

Jonathan Grimes, William and Mary, Fr., RB/KR, Palmyra, N.J.

DEFENSIVE ROOKIE OF THE YEAR

Brian McNally, New Hampshire, Fr., DL, Cornwall, N.Y.

Pat Williams, James Madison, Fr., DB, Virginia Beach, Va.

COACH OF THE YEAR

Mickey Matthews, James Madison, 10th Season

2008 ALL-CAA FOOTBALL FIRST TEAM

(as voted on by the head coaches)

OFFENSE

Position	Player	School	Class
QB	Rodney Landers	James Madison	Senior
RB	Tony Nelson	Massachusetts	Junior
RB	Josh Vaughan	Richmond	Senior
FB/HB	Jared Turcotte	Maine	Freshman
WR	Mike Boyle	New Hampshire	Senior
WR	Victor Cruz	Massachusetts	Junior
WR	Kevin Grayson	Richmond	Sophomore
TE	Scott Sicko	New Hampshire	Junior
OL	Ryan Canary	Maine	Senior
OL	Vladimir Ducasse	Massachusetts	Junior
OL	Ben Ijalana	Villanova	Sophomore
OL	Scott Lemn	James Madison	Senior
OL	Matthew McCracken	Richmond	Junior
PK	Brian Pate	William and Mary	Junior
KR	Jonathan Grimes	William and Mary	Freshman
PR	Scotty McGee	James Madison	Junior

DEFENSE

Position	Player	School	Class
DL	Jovan Belcher	Maine	Senior
DL	Greg Miller	Villanova	Senior
DL	Lawrence Sidbury, Jr.	Richmond	Senior
DL	Adrian Tracy	William and Mary	Junior
LB	Luke Bonus	Hofstra	Junior
LB	Josh Jennings	Massachusetts	Junior
LB	Eric McBride	Richmond	Sophomore
LB	Osayi Osunde	Villanova	Junior
CB	Evan McCollough	James Madison	Senior
CB	Courtney Robinson	Massachusetts	Senior
CB	Justin Rogers	Richmond	Sophomore
S	Charles Graves	Delaware	Junior
S	Marcus Haywood	James Madison	Senior
S	Jeromy Miles	Massachusetts	Junior
P	Brett Arnold	Massachusetts	Senior

2008 ALL-CAA FOOTBALL SECOND TEAM

(as voted on by the head coaches)

OFFENSE

Position	Player	School	Class
QB	Liam Coen	Massachusetts	Senior
QB	R.J. Toman	New Hampshire	Sophomore
RB	Aaron Ball	Villanova	Sophomore
RB	Jonathan Grimes	William and Mary	Freshman
RB	Eugene Holloman	James Madison	Senior
FB/HB	John Crone	Richmond	Senior
WR	Marcus Lee	Towson	Senior

WR	Matt Szczur	Villanova	Sophomore
WR	Aaron Weaver	Hofstra	Sophomore
TE	Brian Mandeville	Northeastern	Senior
TE	Rob Varno	William and Mary	Junior
OL	Terrence Apted	James Madison	Senior
OL	Izzy Bauta	Villanova	Senior
OL	Dorian Brooks	James Madison	Junior
OL	Josh Droesch	New Hampshire	Senior
OL	Kheon Hendricks	Delaware	Senior
OL	Michael Silva	Richmond	Junior
PK	Andrew Howard	Richmond	Junior
KR	Scotty McGee	James Madison	Junior
PR	Derek Hatcher	Richmond	Junior

DEFENSE

Position	Player	School	Class
DL	Hassan Abdul-Wahid	James Madison	Senior
DL	Tim Kukucka	Villanova	Junior
DL	Sherman Logan	Richmond	Senior
DL	Matt Marcocelle	Delaware	Junior
LB	Andrew Downey	Maine	Senior
LB	Matt Hansen	Rhode Island	Sophomore
LB	Marquis Kirkland	Villanova	Sophomore
LB	Matt Parent	New Hampshire	Senior
CB	Derek Cox	William and Mary	Senior
CB	Dino Vasso	New Hampshire	Sophomore
S	John Clements	New Hampshire	Senior
S	Drew Mack	Towson	Senior
P	Tom Bishop	New Hampshire	Senior

2008 ALL-CAA FOOTBALL THIRD TEAM

(as voted on by the head coaches)

OFFENSE

Position	Player	School	Class
QB	Jake Phillips	William and Mary	Senior
QB	Sean Schaefer	Towson	Senior
RB	Alex Broomfield	Northeastern	Senior
RB	Jhamal Fluellen	Maine	Senior
FB/HB	Griff Yancey	James Madison	Sophomore
WR	Phil Atkinson	Villanova	Senior
WR	Jeremy Horne	Massachusetts	Junior
WR	D.J. McAulay	William and Mary	Junior
TE	Robbie Agnone	Delaware	Senior
OL	Christopher Arnao	Maine	Senior
OL	Brian Brannigan	Villanova	Junior
OL	Sean Calicchio	Massachusetts	Senior
OL	Kevin Newhall	Northeastern	Junior
OL	Theo Sherman	James Madison	Sophomore
PK	Joe Marcoux	Villanova	Senior
KR	Angelo Babbaro	Villanova	Sophomore
PR	Brandon Johnson-Farrell	Rhode Island	Freshman

DEFENSE

Position	Player	School	Class
DL	Dave Dalessandro	Villanova	Senior
DL	Sam Daniels	James Madison	Junior
DL	Kyle Harrington	Massachusetts	Junior
DL	Arthur Moats	James Madison	Junior
LB	Phil Higgins	Northeastern	Junior
LB	Jordan Manning	Towson	Senior
LB	Collin McConaghy	Richmond	Junior
LB	Josh Rutter	William and Mary	Senior
CB	Salim Koroma	Villanova	Senior
CB	Lionel Nixon, Jr.	Maine	Senior
S	Nate Thellen	Northeastern	Sophomore
S	Darrel Young	Villanova	Senior
P	David Miller	William and Mary	Sophomore

2008 caa football in the polls

Sports Network Top 25 (Final)			FCS Coaches Top 25 (Final)			CONFERENCE RANKINGS (Final)				
No.	Team	Record	Points	No.	Team	Record	Points	SN	Coaches	
1.	Richmond (80)	13-3	2,000	1.	Richmond (24)	13-3	600	Big Sky	2	2
2.	Montana	14-2	1,903	2.	Montana	14-2	559	Montana, Weber State		
3.	James Madison	12-2	1,797	3.	James Madison	12-2	540	Big South	1	1
4.	Northern Iowa	12-3	1,733	4.	Northern Iowa	12-3	538	Liberty		
5.	Appalachian State	11-3	1,711	5.	Appalachian State	11-3	507	CAA Football	6	6
6.	Villanova	10-3	1,584	6.	Villanova	10-3	465	James Madison, Maine, New Hampshire, Richmond, Villanova, William and Mary		
7.	Weber State	10-4	1,441	7.	New Hampshire	10-3	434	Great West	1	1
8.	New Hampshire	10-3	1,434	8.	Cal Poly	8-3	419	Cal Poly		
9.	Wofford	9-3	1,331	9.	Weber State	10-4	398	Ivy	1	1
10.	Cal Poly	8-3	1,315	10.	Southern Illinois	9-3	389	Harvard		
11.	Southern Illinois	9-3	1,165	11.	Wofford	9-3	386	Mid-Eastern Athletic	1	1
12.	Central Arkansas	10-2	1,072	12.	Central Arkansas	10-2	313	South Carolina State		
13.	South Carolina State	10-3	1,023	13.	South Carolina State	10-3	298	Missouri Valley Football	2	2
14.	Liberty	10-2	791	14.	Harvard	9-1	237	Northern Iowa, Southern Illinois		
15.	Harvard	9-1	733	15.	Liberty	10-2	231	Ohio Valley	2	2
16.	Colgate	9-2	716	16.	Maine	8-5	181	Eastern Kentucky, Jacksonville State		
17.	Elon	8-4	680	17.	Colgate	9-3	176	Patriot	1	1
18.	Maine	8-5	597	18.	Eastern Kentucky	8-4	160	Colgate		
19.	Eastern Kentucky	8-4	564	19.	Elon	8-4	154	Southern	3	3
20.	William and Mary	7-4	440	20.	William and Mary	7-4	147	Appalachian State, Elon, Wofford		
21.	McNeese State	7-4	420	21.	McNeese State	7-4	138	Southland	3	3
22.	Texas State	8-5	322	22.	Jacksonville State	8-3	112	Central Arkansas, McNeese State, Texas State		
23.	Jacksonville State	8-3	264	23.	Texas State	8-5	107	Southwestern Athletic	2	2
24.	Grambling State	11-2	235	24.	Grambling State	11-2	92	Grambling State, Prairie View A&M		
25.	Prairie View A&M	9-1	172	25.	Prairie View A&M	9-1	69			

Others receiving votes: Tennessee-Martin 124, Albany 116, South Dakota State 91, Furman 55, Tennessee State 43 Brown 40, **Massachusetts 32**, Florida A&M 24, Jacksonville 19, Eastern Washington 17, Western Illinois 14, Holy Cross 13, Georgia Southern 12, North Dakota State 11, Northwestern State 7, Montana State 5, San Diego 4, Bethune-Cookman.

Others receiving votes: UT Martin (40), Florida A&M (33), **Massachusetts (24)**, Furman (17), South Dakota State (15), Albany (10), Tennessee State (8), Holy Cross (2), Northwestern State (1).

2008 WEEK-BY-WEEK/TEAM-BY-TEAM TOP-25 BREAKDOWN (Sports Network/FCS Coaches)

	UD	HOF	JMU	UM	UMass	UNH	NU	URI	UR	TU	VU	WM
Pre	9/8	rv/rv	6/3	rv/rv	5/5	16/16	-/-	-/-	4/6	-/rv	21/19	-/-
Sept. 1	6/7	rv/rv	8/8	-/rv	4/4	15/15	-/-	-/-	3/3	-/-	23/20	-/-
Sept. 8	6/6	rv/rv	7/7	-/-	3/5	10/10	-/-	-/-	4/4	-/-	21/21	-/rv
Sept. 15	6/6	-/-	5/5	rv/rv	9/9	10/10	-/rv	-/-	2/3	-/-	19/19	rv/-
Sept. 22	17/12	-/-	2/1	-/-	18/10	7/8	-/-	-/-	1/2	-/-	19/19	rv/rv
Sept. 29	16/14	-/rv	1/1	-/-	18/12	5/5	-/-	-/-	6/7	-/-	14/16	rv/rv
Oct. 6	24/20	-/-	1/1	-/rv	13/11	4/4	rv/-	-/-	5/5	-/-	9/13	rv/rv
Oct. 13	rv/rv	-/-	1/1	rv/rv	10/7	11/11	rv/rv	-/-	9/9	-/-	7/10	rv/rv
Oct. 20	rv/-	-/-	1/1	rv/rv	17/16	10/10	-/-	-/-	9/8	-/-	7/9	23/23
Oct. 27	-/rv	-/-	1/1	rv/rv	15/15	9/8	-/-	-/-	8/7	-/-	7/10	16/19
Nov. 3	-/-	-/-	1/1	rv/rv	13/13	8/7	-/-	-/-	7/6	-/-	6/8	14/16
Nov. 10	-/-	-/-	1/1	21/23	22/20	13/12	-/-	-/-	7/6	-/-	6/7	12/15
Nov. 17	-/-	-/-	1/1	17/17	rv/rv	11/11	-/-	-/-	7/6	-/-	6/7	16/19
Nov. 23	-/-	-/-	1/1	20/21	rv/rv	10/10	-/-	-/-	7/6	-/-	6/7	19/18
Final	-/-	-/-	3/3	18/16	rv/rv	8/7	-/-	-/-	1/1	-/-	6/6	20/20



2008



2004



2003



1998



2008 caa football versus the nation

2008 CAA FOOTBALL NON-CONFERENCE RECORD [34-20 (.630)]

Conference	----- 2008 -----			2007	Pct.
	Games	W-L	Pct.		
ACC (FBS)	5	0-5	.000	0-4	.000
<i>Maryland 14, Delaware 7; Duke 31, James Madison 7; Virginia 16, Richmond 0; NC State 34, William and Mary 24; Boston College 42, Rhode Island 0</i>					
Big East (FBS)	3	0-3	.000	0-1	.000
<i>Connecticut 35, Hofstra 3; West Virginia 48, Villanova 21; Syracuse 30, Northeastern 21</i>					
Big Sky (FCS)	2	1-1	.500	0-0	--
<i>Montana 35, James Madison 27; Richmond 24, Montana 7</i>					
Big South (FCS)	5	4-1	.800	4-0	1.000
<i>Maine 28, Stony Brook 13; William and Mary 52, VMI 17; Coastal Carolina 31, Towson 3; Hofstra 43, Stony Brook 3; Richmond 56, VMI 16</i>					
Big Ten (FBS)	1	0-1	.000	0-1	.000
<i>Iowa 46, Maine 3</i>					
Big 12 (FBS)	1	0-1	.000	0-0	--
<i>Texas Tech 56, Massachusetts 14</i>					
Conference USA (FBS)				1-0	1.000
Great West (FCS)	1	1-0	1.000	0-1	.000
<i>Northeastern 27, UC Davis 10</i>					
FCS Independents	3	3-0	1.000	2-1	.667
<i>James Madison 56, North Carolina Central 7; Massachusetts 42, Bryant 7; Maine 55, Iona 7</i>					
FBS Independents	2	1-1	.500	1-1	.500
<i>Navy 41, Towson 13; New Hampshire 28, Army 10</i>					
Ivy League (FCS)	4	4-0	1.000	3-0	1.000
<i>Villanova 20, Penn 14 (ot); New Hampshire 42, Dartmouth 6; Towson 31, Columbia 24; Rhode Island 37, Brown 13</i>					
Metro Atlantic (FCS)				1-0	1.000
Mid-American (FBS)	1	0-1	.000	0-0	--
<i>Ball State 48, Northeastern 14</i>					
Mid-Eastern (FCS)	2	2-0	1.000	2-0	1.000
<i>Towson 21, Morgan State 16; William and Mary 42, Norfolk State 12</i>					
Missouri Valley (FCS)	4	2-2	.500	2-2	.500
<i>New Hampshire 29, Southern Illinois 20; Northern Iowa 40, Maine 15; Northern Iowa 36, New Hampshire 34; Richmond 21, Northern Iowa 20</i>					
Northeast (FCS)	6	5-1	.833	4-0	1.000
<i>Rhode Island 27, Monmouth 24; Massachusetts 28, Albany 16; Maine 21, Monmouth 17; Albany 22, Hofstra 16 (ot); New Hampshire 32, Albany 24; Delaware 38, Albany 7</i>					
Ohio Valley (FCS)	1	1-0	1.000	1-0	1.000
<i>Richmond 38, Eastern Kentucky 10</i>					
Patriot (FCS)	6	5-1	.833	5-2	.714
<i>Massachusetts 45, Holy Cross 42; Fordham 16, Rhode Island 0; Villanova 33, Lehigh 14; Hofstra 45, Bucknell 31; Richmond 48, Georgetown 0; Villanova 55, Colgate 28</i>					
SEC (FBS)				0-1	.000
Southern (FCS)	6	4-2	.667	2-3	.400
<i>Richmond 28, Elon 10; Georgia Southern 34, Northeastern 27 (ot); Furman 23, Delaware 20; James Madison 35, Appalachian State 32; James Madison 38, Wofford 35; Richmond 33, Appalachian State 13</i>					
Southland (FCS)				1-0	1.000
Division II	1	1-0	1.000	1-0	1.000
<i>Delaware 48, West Chester 20</i>					
CAA Football vs. FCS	40	32-8	.800	27-9	.750

2008 CAA FOOTBALL NON-CONFERENCE RECORD (Since 2002)

Year	Games	----- Overall -----			----Playoffs----	
		W-L	Pct.	W-L	Pct.	
2002	36	24-12	.667	3-3	.500	
2003	36	24-12	.667	4-1	.800	
2004	47	32-15	.681	8-3	.727	
2005	40	25-15	.625	2-2	.500	
2006	39	24-15	.615	4-3	.571	
2007	47	30-17	.638	6-5	.545	
2008	54	34-20	.630	8-4	.667	
TOTALS	299	193-106	.645	35-21	.625	

CAA FOOTBALL ALL-TIME VICTORIES OVER BCS/FBS OPPONENTS (Since 1997)

YEAR	CAA School	BCS-FBS Opponent	Score	Date
1998	William and Mary	Temple	45-38	Oct. 3
1999	Connecticut	Buffalo	23-0	Sept. 18
2000	Northeastern	Connecticut	35-27	Sept. 23
2000	Richmond	Arkansas State	30-27	Sept. 30
2000	Rhode Island	Connecticut	26-21	Nov. 11
2002	Villanova	Rutgers	37-19	Aug. 31
2002	Northeastern	Ohio	31-0	Sept. 7
2003	Villanova	Temple	23-20 (2ot)	Sept. 6
2003	Delaware	Navy	21-17	Oct. 25
2004	New Hampshire	Rutgers	35-24	Sept. 11
2004	Maine	Mississippi State	9-7	Sept. 18
2006	Richmond	Duke	13-0	Sept. 2
2006	New Hampshire	Northwestern	34-17	Sept. 9
2007	New Hampshire	Marshall	48-35	Sept. 15
2007	Delaware	Navy	59-52	Oct. 27
2008	New Hampshire	Army	28-10	Sept. 6
CAA Football Record against BCS-FBS Opponents (Since 1997)				16-68 (.190)

CAA FOOTBALL -- NORTH DIVISION VS.SOUTH DIVISION (Since 2004)

NORTH vs. south	W	L	T	Pct.
Massachusetts	10	5	0	.667
New Hampshire	8	7	0	.533
Maine	7	8	0	.467
Hofstra	5	10	0	.333
Northeastern	5	10	0	.333
Rhode Island	3	12	0	.200
TOTALS	38	52	0	.422
SOUTH vs. north	W	L	T	Pct.
James Madison	14	1	0	.933
Richmond	11	4	0	.733
William and Mary	9	6	0	.600
Villanova	8	7	0	.533
Delaware	7	8	0	.467
Towson	3	12	0	.200
TOTALS	52	38	0	.578

2008 caa football weekly honorees

CAA FOOTBALL OFFENSIVE PLAYER OF THE WEEK

Sept. 1 _____ Eric Ward, Richmond, QB
 Sept. 8 _____ Liam Coen, Massachusetts, QB
 Sept. 15 _____ Rodney Landers, James Madison, QB
 Sept. 22 _____ Rodney Landers, James Madison, QB
 Sept. 29 _____ Aaron Ball, Villanova, RB
 Oct. 6 _____ Derek Cassidy, Rhode Island, QB
 Oct. 13 _____ Jake Phillips, William and Mary, QB
 Oct. 20 _____ Josh Vaughan, Richmond, RB
 Oct. 27 _____ Rodney Landers, James Madison, QB
 Nov. 3 _____ Liam Coen, Massachusetts, QB
 Nov. 10 _____ Josh Vaughan, Richmond, RB
 Nov. 17 _____ Rodney Landers, James Madison, QB
 Nov. 24 _____ Tony Nelson, Massachusetts, RB

CAA FOOTBALL DEFENSIVE PLAYER OF THE WEEK

Sept. 1 _____ Josh Jennings, Massachusetts, LB
 Sept. 1 _____ Anthony Walters, Delaware, DB
 Sept. 8 _____ Hugo Souza, New Hampshire, LB
 Sept. 15 _____ Justin Rogers, Richmond, DB
 Sept. 22 _____ Adrian Tracy, William and Mary, DL
 Sept. 29 _____ Nate Thellen, Northeastern, DB
 Oct. 6 _____ Josh Jennings, Massachusetts, LB
 Oct. 13 _____ Jovan Belcher, Maine, DL
 Oct. 20 _____ Josh Rutter, William and Mary, LB
 Oct. 27 _____ Ryan Hinds, New Hampshire, DB
 Nov. 3 _____ Josh Jennings, Massachusetts, LB
 Nov. 3 _____ Dino Vasso, New Hampshire, DB
 Nov. 10 _____ Lamir Whetstone, Maine, DB
 Nov. 17 _____ Matt Parent, New Hampshire, LB
 Nov. 24 _____ Terrence Klein, New Hampshire, LB
 Nov. 24 _____ Sherman Logan, Richmond, DL

CAA FOOTBALL SPECIAL TEAMS PLAYER OF THE WEEK

Sept. 1 _____ Scotty McGee, James Madison, KR
 Sept. 8 _____ John Clements, New Hampshire, KR
 Sept. 15 _____ Joe Marcoux, Villanova, PK
 Sept. 22 _____ Scotty McGee, James Madison, KR
 Sept. 29 _____ Joe Marcoux, Villanova, PK
 Oct. 6 _____ Jonathan Grimes, William and Mary, KR
 Oct. 13 _____ Scotty McGee, James Madison, KR
 Oct. 20 _____ Justin Rogers, Richmond, KR
 Oct. 27 _____ Brian Pate, William and Mary, PK
 Nov. 3 _____ Scotty McGee, James Madison, PR
 Nov. 10 _____ Jerry Butler, Delaware, KR
 Nov. 10 _____ Derek Cox, William and Mary, PR
 Nov. 17 _____ Roger Williams, Hofstra, PK
 Nov. 24 _____ Markus Hunter, James Madison, DB

CAA FOOTBALL ROOKIE OF THE WEEK

Sept. 1 _____ Louis Feinstein, Rhode Island, PK
 Sept. 8 _____ Julian Talley, Massachusetts, WR
 Sept. 15 _____ Jonathan Grimes, William and Mary, RB
 Sept. 22 _____ Brock Jackolski, Hofstra, RB
 Sept. 29 _____ Jared Turcotte, Maine, RB
 Oct. 6 _____ Jonathan Grimes, William and Mary, RB
 Oct. 13 _____ Brock Jackolski, Hofstra, RB/KR
 Oct. 20 _____ Jared Turcotte, Maine, RB
 Oct. 27 _____ Jake Trantin, William and Mary, LB
 Nov. 3 _____ Pushaun Brown, Maine, RB
 Nov. 10 _____ Jonathan Grimes, William and Mary, RB
 Nov. 17 _____ Chris Jeannot, New Hampshire, TE
 Nov. 24 _____ Brandon Johnson-Farrell, Rhode Island, WR

CAREER CAA FOOTBALL WEEKLY AWARD LEADERS

(Since 2007)

6 - Rodney Landers (James Madison, QB)

5 - Scotty McGee (James Madison, KR)

4 - Jonathan Grimes (William and Mary, RB); Justin Rogers (Richmond, KR)

3 - Jovan Belcher (Maine, DL); Josh Jennings (Massachusetts, LB); Ricky Santos (New Hampshire, QB)

2 - Liam Coen (Massachusetts, QB); Derek Cox (William and Mary, DB); Tim Hightower (Richmond, RB); Kareem Huggins (Hofstra, KR); Brock Jackolski, (Hofstra, RB); Joe Marcoux (Villanova, PK); Brian Pate (William and Mary, PK); Jared Turcotte (Maine, RB); Josh Vaughan (Richmond, RB); Gian Villante (Hofstra, LB); Anthony Walters (Delaware, DB); Eric Ward (Richmond, QB); Griff Yancey (James Madison, RB)

1 - Adam Abramowitz (Richmond, DL); Angelo Babbaro (Villanova, KR), Aaron Ball (Villanova, RB); John Baranowsky (James Madison, DL); Justin Barnes (James Madison, LB); Mike Boyle (New Hampshire, KR); Brian Bradford (Towson, LB); Pushaun Brown (Maine, RB); Jerry Butler (Delaware, KR); Derek Cassidy (Rhode Island, QB); Cody Cipalla (Delaware, DB); John Clements (New Hampshire, KR); Omar Cuff (Delaware, RB); John Dempsey (Villanova, DB); Cameron Dohse (William and Mary, WR); Louis Feinstein (Rhode Island, PK); Joe Flacco (Delaware, QB); Stanley Gutierrez (Hofstra, LB); Derek Hatcher (Richmond, PR); Ryan Hinds (New Hampshire, DB); Stephen Howell (Richmond, DB); Markus Hunter (James Madison, DB); Chris Jeannot (New Hampshire, TE); Brandon Johnson-Farrell (Rhode Island, WR); Terrence Klein (New Hampshire, LB); Chris Koepllin (Massachusetts, PK); Tim Kukucka (Villanova, DL); Sherman Logan (Richmond, DL); Matt Marcorelle (Delaware, DL); Eric McBride (Richmond, LB); Greg Miller (Villanova, DL); Martel Moody (Villanova, DB); J.J. Moore (Massachusetts, WR); Maurice Murray (Northeastern, RB); Tony Nelson (Massachusetts, RB); Matt Parent (New

Hampshire, LB); Jake Phillips (William and Mary, QB); Courtney Robinson (Massachusetts, KR); Josh Rutter (William and Mary, LB); Sean Schaefer (Towson, QB); Hugo Souza (New Hampshire, LB); Jon Striefsky (Delaware, PK); Julian Talley (Massachusetts, WR); Phillip Thaxton (Delaware, RB); Nate Thellen (Northeastern, DB); Terence Thomas (Villanova, LB); R.J. Toman (New Hampshire, QB); Adrian Tracy (William and Mary, DL); Jake Trantin (William and Mary, LB); Dino Vasso (New Hampshire, DB); Lamir Whetstone (Maine, DB); Roger Williams (Hofstra, PK); Rob Zarrilli (Hofstra, PK)

2008 NATIONAL WEEKLY HONOREES

THE SPORTS NETWORK NATIONAL PLAYER OF THE WEEK

Sept. 1 _____ Eric Ward, Richmond, QB
 Sept. 8 _____ Liam Coen, Massachusetts, QB
 Sept. 15 _____ Rodney Landers, James Madison, QB
 Sept. 22 _____ Scotty McGee, James Madison, KR
 Sept. 29 _____ Joe Marcoux, Villanova, PK
 Sept. 29 _____ Nate Thellen, Northeastern, DB
 Oct. 6 _____ Jonathan Grimes, William and Mary, KR
 Oct. 13 _____ Jovan Belcher, Maine, DL
 Oct. 13 _____ Scotty McGee, James Madison, KR
 Oct. 27 _____ Ryan Hinds, New Hampshire, DB
 Nov. 10 _____ Josh Vaughan, Richmond, RB
 Nov. 17 _____ Matt Parent, New Hampshire, LB
 Nov. 24 _____ Terrence Klein, New Hampshire, LB

COLLEGE SPORTING NEWS NATIONAL PLAYER OF THE WEEK

Sept. 1 _____ Hugo Souza, New Hampshire, LB
 Sept. 15 _____ Rodney Landers, James Madison, QB
 Sept. 29 _____ Joe Marcoux, Villanova, PK
 Oct. 13 _____ Scotty McGee, James Madison, KR
 Nov. 10 _____ Josh Vaughan, Richmond, RB
 Nov. 17 _____ Matt Parent, New Hampshire, LB

2008 caa football review

YEAR-BY-YEAR CHAMPIONS

Year	Champion(s)	Conference	Overall	Head Coach
2008	James Madison	8-0	12-2	Mickey Matthews
2007	Massachusetts	7-1	10-3	Don Brown
	Richmond	7-1	11-3	Dave Clawson
2006	Massachusetts	8-0	13-2	Don Brown
2005	New Hampshire	7-1	11-2	Sean McDonnell
	Richmond	7-1	9-4	Dave Clawson
2004	Delaware	7-1	9-4	K.C. Keeler
	James Madison	7-1	13-2	Mickey Matthews
	William and Mary	7-1	11-3	Jimmye Laycock
2003	Delaware	8-1	15-1	K.C. Keeler
	Massachusetts	8-1	10-3	Mark Whipple
2002	Maine	7-2	11-3	Jack Cosgrove
	Northeastern	7-2	10-3	Don Brown
2001	Hofstra	7-2	9-3	Joe Gardi
	Maine	7-2	9-3	Jack Cosgrove
	Villanova	7-2	8-3	Andy Talley
	William and Mary	7-2	8-4	Jimmye Laycock
2000	Delaware	7-1	12-2	Tubby Raymond
	Richmond	7-1	10-3	Jim Reid
1999	James Madison	7-1	8-4	Mickey Matthews
	Massachusetts	7-1	9-4	Mark Whipple
1998	Richmond	7-1	9-3	Jim Reid
1997	Villanova	8-0	12-1	Andy Talley
1996	William and Mary	7-1	10-3	Jimmye Laycock
1995	Delaware	8-0	11-2	Tubby Raymond
1994	New Hampshire	8-0	10-2	Bill Bowes
1993	Boston University	8-0	12-1	Dan Allen
1992	Delaware	7-1	11-3	Tubby Raymond
1991	Delaware	7-1	10-2	Tubby Raymond
	New Hampshire	7-1	10-2	Bill Bowes
	Villanova	7-1	10-2	Andy Talley
1990	Massachusetts	7-1	8-2-1	Jim Reid
1989	Connecticut	6-2	8-3	Tom Jackson
	Maine	6-2	9-3	Tom Lichtenberg
	Villanova	6-2	8-4	Andy Talley
1988	Delaware	6-2	7-5	Tubby Raymond
	Massachusetts	6-2	8-4	Jim Reid
1987	Maine	6-1	8-4	Tim Murphy
	Richmond	6-1	7-5	Dal Shealy
1986	Connecticut	5-2	8-3	Tom Jackson
	Delaware	5-2	9-4	Tubby Raymond
	Massachusetts	5-2	7-4	Jim Reid
1985	Rhode Island	5-0	10-3	Bob Griffin
1984	Boston University	4-1	9-3	Rick Taylor
	Rhode Island	4-1	10-3	Bob Griffin
1983	Boston University	4-1	9-4	Rick Taylor
	Connecticut	4-1	5-6	Tom Jackson
1982	Boston University	3-2	5-6	Rick Taylor
	Connecticut	3-2	5-6	Walt Nadzak
	Maine	3-2	7-4	Ronald Rogerson
	Massachusetts	3-2	5-6	Bob Pickett
1981	Massachusetts	4-1	6-3	Bob Pickett
	Rhode Island	4-1	6-6	Bob Griffin
1980	Boston University	5-0	9-2	Rick Taylor
1979	Boston University	4-1	8-1-1	Rick Taylor
	Massachusetts	4-1	6-4	Bob Pickett
1978	Massachusetts	5-0	9-4	Bob Pickett
1977	Massachusetts	5-0	8-3	Dick MacPherson
1976	New Hampshire	4-1	8-3	Bill Bowes
1975	New Hampshire	5-0	9-3	Bill Bowes
1974	Maine	4-2	4-6	Walter Abbott
	Massachusetts	4-2	5-6	Dick MacPherson
1973	Connecticut	5-0-1	8-2-1	Larry Naviaux
1972	Massachusetts	5-0	9-2	Dick MacPherson
1971	Connecticut	3-1-1	5-3-1	Bob Casciola
	Massachusetts	3-1-1	4-4-1	Dick MacPherson
1970	Connecticut	4-0-1	4-4-2	John Toner
1969	Massachusetts	5-0	6-3	Victor Fusia
1968	Connecticut	4-1	4-6	John Toner
	New Hampshire	4-1	6-2	Jim Root
1967	Massachusetts	5-0	7-2	Victor Fusia
1966	Massachusetts	5-0	6-3	Victor Fusia
1965	Maine	5-0	8-2	Harold Westerman
1964	Massachusetts	5-0	8-2	Victor Fusia
1963	Massachusetts	5-0	8-0-1	Victor Fusia
1962	New Hampshire	4-0-1	7-0-1	Chief Boston
1961	Maine	5-0	8-0-1	Harold Westerman
1960	Connecticut	3-1	5-4	Bob Ingalls
	Massachusetts	3-1	7-2	Charles Studley
1959	Connecticut	4-0	6-3	Bob Ingalls
1958	Connecticut	4-0	7-3	Bob Ingalls
1957	Connecticut	3-0-1	5-4-1	Bob Ingalls
	Rhode Island	3-0-1	5-2-1	Herb Maack
1956	Connecticut	3-0-1	6-2-1	Bob Ingalls
1955	Rhode Island	4-0-1	6-1-2	Hal Kopp
1954	New Hampshire	4-0	7-1	Chief Boston
1953	New Hampshire	3-1	6-2	Chief Boston
	Rhode Island	3-1	6-2	Hal Kopp
1952	Connecticut	3-1	5-3	Bob Ingalls
	Maine	3-1	4-3	Harold Westerman
	Rhode Island	3-1	7-1	Hal Kopp
1951	Maine	3-0-1	6-0-1	Harold Westerman

Year	Champion(s)	Conference	Overall	Head Coach
1950	New Hampshire	4-0	8-0	Chief Boston
1949	Connecticut	2-0-1	4-4-1	J.O. Christian
	Maine	2-0-1	2-4-1	David Nelson
1948	New Hampshire	3-1	5-3	Bill Glassford
1947	New Hampshire	4-0	8-1	Bill Glassford

2008 ALL-AMERICANS

THE SPORTS NETWORK ALL-AMERICA TEAM

Team	Position	Name	Conference	Class
First Team	OG	Matthew McCracken	Richmond	Junior
First Team	OC	Scott Lemn	James Madison	Senior
First Team	DE	Jovan Belcher	Maine	Senior
First Team	P	Brett Arnold	Massachusetts	Senior
Second Team	QB	Rodney Landers	James Madison	Senior
Second Team	FB	Jared Turcotte	Maine	Freshman
Second Team	TE	Scott Sicko	New Hampshire	Junior
Second Team	DE	Lawrence Sidbury, Jr.	Richmond	Senior
Second Team	S	Marcus Haywood	James Madison	Senior
Second Team	S	Jeromy Miles	Massachusetts	Junior
Second Team	PR	Scotty McGee	James Madison	Junior
Third Team	RB	Josh Vaughan	Richmond	Senior
Third Team	DE	Greg Miller	Villanova	Senior
Honorable Mention	FB	John Crone	Richmond	Senior
Honorable Mention	FB	Jhamal Fluellen	Maine	Senior
Honorable Mention	WR	Mike Boyle	New Hampshire	Senior
Honorable Mention	OT	Izzy Bauta	Villanova	Senior
Honorable Mention	OT	Vladimir Ducasse	Massachusetts	Junior
Honorable Mention	OT	Ben Ijalana	Villanova	Sophomore
Honorable Mention	OT	Michael Silva	Richmond	Junior
Honorable Mention	OG	Dorian Brooks	James Madison	Junior
Honorable Mention	OC	Ryan Canary	Maine	Senior
Honorable Mention	OC	Kheon Hendricks	Delaware	Senior
Honorable Mention	PK	Dave Stannard	James Madison	Senior
Honorable Mention	KR	Jonathan Grimes	William and Mary	Freshman
Honorable Mention	KR	Scotty McGee	James Madison	Junior
Honorable Mention	DE	Sherman Logan	Richmond	Senior
Honorable Mention	DE	Adrian Tracy	William and Mary	Junior
Honorable Mention	LB	Osayi Osunde	Villanova	Junior
Honorable Mention	CB	Courtney Robinson	Massachusetts	Senior
Honorable Mention	CB	Justin Rogers	Richmond	Sophomore

AMERICAN FOOTBALL COACHES ASSOCIATION ALL-AMERICA TEAM

First Team	DL	Jovan Belcher	Maine	Senior
First Team	DL	Greg Miller	Villanova	Senior
First Team	AP	Scotty McGee	James Madison	Junior

WALTER CAMP FOUNDATION ALL-AMERICA TEAM

First Team	TE	Scott Sicko	New Hampshire	Junior
First Team	OC	Scott Lemn	James Madison	Senior
First Team	DL	Jovan Belcher	Maine	Senior
First Team	DL	Greg Miller	Villanova	Senior
First Team	DB	Marcus Haywood	James Madison	Senior

ASSOCIATED PRESS ALL-AMERICA TEAM

First Team	OL	Scott Lemn	James Madison	Senior
First Team	TE	Scott Sicko	New Hampshire	Junior
First Team	DL	Jovan Belcher	Maine	Senior
First Team	P	Brett Arnold	Massachusetts	Senior
Second Team	QB	Rodney Landers	James Madison	Senior
Second Team	OL	Matthew McCracken	Richmond	Junior
Second Team	OL	Tim Silver	Richmond	Senior
Second Team	DL	Greg Miller	Villanova	Senior
Second Team	DB	Marcus Haywood	James Madison	Senior
Second Team	DB	Charles Graves	Delaware	Junior

COLLEGE SPORTING NEWS ALL-AMERICA TEAM

First Team	QB	Rodney Landers	James Madison	Senior
First Team	OL	Matthew McCracken	Richmond	Junior
First Team	OC	Scott Lemn	James Madison	Senior
First Team	TE	Scott Sicko	New Hampshire	Junior
First Team	DE	Lawrence Sidbury, Jr.	Richmond	Senior
First Team	DE	Greg Miller	Villanova	Senior
First Team	DE	Jovan Belcher	Maine	Senior
First Team	DL	Sherman Logan	Richmond	Senior
First Team	LB	Eric McBride	Richmond	Sophomore
First Team	DB	Courtney Robinson	Massachusetts	Senior
First Team	PR	Scotty McGee	James Madison	Junior
Honorable Mention	RB	Josh Vaughan	Richmond	Senior
Honorable Mention	RB	Jonathan Grimes	William and Mary	Freshman
Honorable Mention	FB	Jared Turcotte	Maine	Freshman
Honorable Mention	OL	Kheon Hendricks	Delaware	Senior
Honorable Mention	TE	Brian Mandeville	Northeastern	Senior
Honorable Mention	WR	Mike Boyle	New Hampshire	Senior
Honorable Mention	WR	Victor Cruz	Massachusetts	Junior
Honorable Mention	DL	Adrian Tracy	William and Mary	Junior
Honorable Mention	DL	Sam Daniels	James Madison	Junior
Honorable Mention	LB	Matt Parent	New Hampshire	Senior
Honorable Mention	LB	Osayi Osunde	Villanova	Junior
Honorable Mention	DB	Charles Graves	Delaware	Junior
Honorable Mention	DB	Dino Vasso	New Hampshire	Sophomore
Honorable Mention	DB	John Clements	New Hampshire	Senior
Honorable Mention	DB	Justin Rogers	Richmond	Sophomore
Honorable Mention	P	Brett Arnold	Massachusetts	Senior

2008 caa football review

2008 CAA FOOTBALL/NCAA STATISTICAL RANKINGS

(NCAA Rankings are based on a total of 118 FCS programs)

Team	OFFENSE				Team	DEFENSE			
	Rushing	Passing	Total	Scoring		Rushing	Passing	Total	Scoring
Delaware	9/71	10/101	12/107	12/106	Delaware	7/71	6/31	7/46	2/28
Hofstra	5/39	8/75	7/63	8/79	Hofstra	10/99	1/4	6/43	9/79
James Madison	1/4	12/110	2/22	1/2	James Madison	3/42	4/26	2/21	5/46
Maine	3/23	11/103	9/76	7/65	Maine	5/50	7/43	4/35	4/42
Massachusetts	8/58	3/26	5/33	6/37	Massachusetts	11/102	2/18	8/72	8/71
New Hampshire	6/41	2/25	1/19	2/8	New Hampshire	4/45	11/91	9/74	6/49
Northeastern	10/80	6/59	10/78	10/98	Northeastern	9/97	12/98	11/105	10/82
Rhode Island	11/114	5/31	11/91	11/100	Rhode Island	8/89	10/83	10/94	11/99
Richmond	4/24	7/73	6/46	4/23	Richmond	1/12	5/29	1/10	1/6
Towson	12/116	1/10	8/72	9/89	Towson	12/112	8/60	12/107	12/109
Villanova	2/12	9/77	4/30	5/33	Villanova	2/15	9/82	3/26	3/32
William and Mary	7/45	4/28	3/25	3/18	William and Mary	6/69	3/24	5/37	7/55

CAA FOOTBALL ALL-TIME LEAGUE STANDINGS

(League games only)

Team	Wins	Losses	Ties	Pct.	Overall Titles	Shared Titles	Outright Titles	Last Title
Delaware	121	64	0	.654	8	6	2	2004
Massachusetts	226	125	4	.642	21	11	10	2007
James Madison	77	54	0	.588	3	2	1	2008
Villanova	100	71	0	.585	4	3	1	2001
William and Mary	76	54	0	.585	3	2	1	2004
<i>Connecticut</i>	<i>158</i>	<i>115</i>	<i>10</i>	<i>.576</i>	<i>15</i>	<i>10</i>	<i>5</i>	<i>1989</i>
New Hampshire	185	171	10	.519	12	4	8	2005
Maine	162	198	7	.451	11	8	3	2002
Richmond	83	102	0	.449	5	4	1	2007
<i>Boston University</i>	<i>71</i>	<i>89</i>	<i>0</i>	<i>.444</i>	<i>6</i>	<i>4</i>	<i>2</i>	<i>1993</i>
Hofstra	28	39	0	.418	1	1	0	2001
Northeastern	49	82	0	.374	1	1	0	2002
Rhode Island	125	239	7	.346	7	5	2	1985
<i>Vermont</i>	<i>27</i>	<i>63</i>	<i>2</i>	<i>.304</i>	<i>0</i>	<i>0</i>	<i>0</i>	<i>-----</i>
Towson	9	31	0	.225	0	0	0	-----

former league members in italics

Last Back-to-Back Champion: Massachusetts (2006-07) -- Shared with Richmond in 2007

Longest Title Streak: 5, Connecticut (1956-60)

Most Years Between Titles: 23, Rhode Island (1957-81 & 1985-2008)

CAA FOOTBALL RECORD LAST FIVE SEASONS -- 2004-2008 (All Games)

Team	Wins	Losses	Ties	Pct.	Titles
James Madison	49	15	0	.766	2
New Hampshire	47	17	0	.734	1
Massachusetts	43	19	0	.694	2
Richmond	42	22	0	.656	2
Villanova	33	24	0	.579	0
Delaware	35	27	0	.565	1
William and Mary	30	28	0	.517	1
Maine	28	29	0	.491	0
Hofstra	26	31	0	.456	0
*Towson	22	34	0	.393	0
Rhode Island	18	38	0	.321	0
Northeastern	17	39	0	.304	0

* - Began league membership in 2004

CAA FOOTBALL RECORD LAST 10 SEASONS -- 1999-2008 (All Games)

Team	Wins	Losses	Ties	Pct.	Titles
Massachusetts	80	42	0	.656	4
Delaware	79	46	0	.632	3
James Madison	76	46	0	.623	3
Villanova	71	45	0	.612	1
New Hampshire	70	50	0	.583	1
Maine	63	53	0	.543	2
Richmond	65	56	0	.537	3
William and Mary	58	53	0	.523	2
**Hofstra	42	50	0	.457	1
Northeastern	46	67	0	.407	1
*Towson	22	34	0	.393	0
Rhode Island	37	75	0	.330	0

* - Began league membership in 2004

** - Began league membership in 2001



2008 caa football superlatives

400 - YARD PASSERS

Derek Cassidy (Rhode Island, Senior) _____ 436 vs. New Hampshire (9/13)

300 - YARD PASSERS

Liam Coen (Massachusetts, Senior) _____ 395 vs. Holy Cross (9/6)
 Liam Coe (Massachusetts, Senior) _____ 389 vs. Bryant (10/25)
 Sean Schaefer (Towson, Senior) _____ 373 vs. Rhode Island (10/11)
 Sean Schaefer (Towson, Senior) _____ 358 vs. Northeastern (10/4)
 Robby Schoenhof (Delaware, Junior) _____ 344 vs. Maine (10/11)
 Liam Coen (Massachusetts, Senior) _____ 339 vs. James Madison (9/13)
 Jake Phillips (William and Mary, Senior) _____ 338 vs. Delaware (10/18)
 Sean Schaefer (Towson, Senior) _____ 330 vs. Navy (8/30)
 Sean Schaefer (Towson, Senior) _____ 326 vs. Villanova (11/15)
 Sean Schaefer (Towson, Senior) _____ 315 vs. James Madison (11/22)
 Jake Phillips (William and Mary, Senior) _____ 310 vs. New Hampshire (10/11)
 Sean Schaefer (Towson, Senior) _____ 309 vs. New Hampshire (10/25)
 R.J. Toman (New Hampshire, Sophomore) _____ 309 vs. Rhode Island (9/13)
 R.J. Archer (William and Mary, Junior) _____ 307 vs. Villanova (10/4)
 R.J. Toman (New Hampshire, Sophomore) _____ 305 vs. William and Mary (10/11)

200 - YARD RUSHERS

Josh Vaughan (Richmond, Senior) _____ 240 vs. Hofstra (11/8)
 Rodney Landers (James Madison, Senior) _____ 206 vs. Massachusetts (9/13)
 Tony Nelson (Massachusetts, Junior) _____ 204 vs. Hofstra (11/22)

100 - YARD RUSHERS

Rodney Landers (James Madison, Senior) _____ 185 vs. Delaware (11/1)
 Terrance Riggins (William and Mary, Sophomore) _____ 180 vs. VMI (9/13)
 Tony Nelson (Massachusetts, Junior) _____ 175 vs. Northeastern (10/11)
 Tony Nelson (Massachusetts, Junior) _____ 171 vs. Albany (8/30)
 Brock Jackolski (Hofstra, Freshman) _____ 170 vs. Bucknell (10/11)
 Alex Broomfield (Northeastern, Senior) _____ 169 vs. Massachusetts (10/11)
 Rodney Landers (James Madison, Senior) _____ 166 vs. Wofford (11/29)
 Chad Kackert (New Hampshire, Junior) _____ 164 vs. Rhode Island (9/13)
 Tony Nelson (Massachusetts, Junior) _____ 163 vs. Delaware (10/4)
 Josh Vaughan (Richmond, Senior) _____ 162 vs. Montana (12/19)
 Josh Vaughan (Richmond, Senior) _____ 157 vs. Georgetown (10/25)
 Josh Vaughan (Richmond, Senior) _____ 156 vs. Delaware (11/15)
 Josh Vaughan (Richmond, Senior) _____ 156 vs. Massachusetts (10/18)
 Rodney Landers (James Madison, Senior) _____ 156 vs. Maine (9/27)
 Junior Jabbie (Delaware, Freshman) _____ 155 vs. Hofstra (10/25)
 Tony Nelson (Massachusetts, Junior) _____ 154 vs. New Hampshire (11/15)
 Alex Broomfield (Northeastern, Senior) _____ 152 vs. UC Davis (9/27)
 Rodney Landers (James Madison, Senior) _____ 145 vs. William and Mary (11/15)
 Jonathan Grimes (William and Mary, Freshman) _____ 144 vs. New Hampshire (10/11)
 Brock Jackolski (Hofstra, Freshman) _____ 144 vs. Rhode Island (9/20)
 Rodney Landers (James Madison, Senior) _____ 143 vs. Villanova (12/6)
 Junior Jabbie (Delaware, Freshman) _____ 141 vs. Towson (11/8)
 Aaron Ball (Villanova, Sophomore) _____ 137 vs. William and Mary (10/4)
 Pushaun Brown (Maine, Freshman) _____ 136 vs. Iona (11/1)
 Josh Vaughan (Richmond, Senior) _____ 134 vs. William and Mary (11/22)
 Josh Vaughan (Richmond, Senior) _____ 133 vs. Appalachian State (12/6)
 Rodney Landers (James Madison, Senior) _____ 133 vs. Villanova (10/25)
 Rodney Landers (James Madison, Senior) _____ 133 vs. Hofstra (10/4)
 Eugene Holloman (James Madison, Senior) _____ 131 vs. Towson (11/22)
 Robert Simpson (New Hampshire, Senior) _____ 131 vs. Hofstra (11/1)
 Eugene Holloman (James Madison, Senior) _____ 130 vs. William and Mary (11/15)
 Jonathan Grimes (William and Mary, Freshman) _____ 130 vs. Northeastern (11/8)
 Alex Broomfield (Northeastern, Senior) _____ 126 vs. Georgia Southern (9/13)
 Robert Simpson (New Hampshire, Senior) _____ 125 vs. Massachusetts (11/15)
 Josh Vaughan (Richmond, Senior) _____ 123 vs. VMI (10/4)
 Aaron Ball (Villanova, Sophomore) _____ 123 vs. Richmond (9/27)
 Everette Benjamin (Hofstra, Sophomore) _____ 122 vs. Northeastern (11/15)
 Jared Turcotte (Maine, Freshman) _____ 121 vs. Rhode Island (11/15)
 Jared Turcotte (Maine, Freshman) _____ 120 vs. Hofstra (10/18)
 Josh Vaughan (Richmond, Senior) _____ 119 vs. Elon (8/30)
 Rodney Landers (James Madison, Senior) _____ 117 vs. Towson (11/22)
 Eugene Holloman (James Madison, Senior) _____ 116 vs. Wofford (11/29)

Michael Brusko (Maine, Junior) _____ 113 vs. Hofstra (10/18)
 Rodney Landers (James Madison, Senior) _____ 113 vs. Appalachian State (9/20)
 Jonathan Grimes (William and Mary, Freshman) _____ 111 vs. Rhode Island (10/25)
 Matt Castor (Towson, Junior) _____ 111 vs. Rhode Island (10/11)
 John Griffin (Northeastern, Sophomore) _____ 110 vs. Rhode Island (11/22)
 Tony Nelson (Massachusetts, Junior) _____ 109 vs. James Madison (9/13)
 Aaron Ball (Villanova, Sophomore) _____ 108 vs. James Madison (10/25)
 Matt Castor (Towson, Junior) _____ 108 vs. Columbia (9/27)
 Jhamal Fluellen (Maine, Senior) _____ 108 vs. Stony Brook (9/13)
 Chad Kackert (New Hampshire, Junior) _____ 106 vs. Albany (9/20)
 Eugene Holloman (James Madison, Senior) _____ 105 vs. Montana (12/12)
 Aaron Ball (Villanova, Sophomore) _____ 105 vs. Delaware (11/22)
 Jhamal Fluellen (Maine, Senior) _____ 104 vs. Iowa (8/30)
 Josh Vaughan (Richmond, Senior) _____ 103 vs. Towson (9/13)
 Chris Whitney (Villanova, Sophomore) _____ 102 vs. Delaware (11/22)
 Alex Broomfield (Northeastern, Senior) _____ 102 vs. Towson (10/4)
 Jhamal Fluellen (Maine, Senior) _____ 102 vs. Monmouth (9/6)
 Johnathon Smith (Delaware, Senior) _____ 101 vs. West Chester (9/13)

200 - YARD RECEIVERS

Victor Cruz (Massachusetts, Junior) _____ 262 vs. James Madison (9/13)

100 - YARD RECEIVERS

Jeremy Horne (Massachusetts, Junior) _____ 182 vs. Bryant (10/25)
 Jeremy Horne (Massachusetts, Junior) _____ 172 vs. Holy Cross (9/6)
 Jimmy Hughes (Rhode Island, Senior) _____ 153 vs. New Hampshire (9/13)
 Mike Boyle (New Hampshire, Senior) _____ 147 vs. Massachusetts (11/15)
 Jeremy Horne (Massachusetts, Junior) _____ 141 vs. Maine (11/8)
 Victor Cruz (Massachusetts, Junior) _____ 139 vs. Northeastern (10/11)
 Jordan Mitchell (Richmond, Junior) _____ 139 vs. Maine (9/20)
 Aaron Weaver (Hofstra, Sophomore) _____ 132 vs. Richmond (11/8)
 Mike Boyle (New Hampshire, Senior) _____ 132 vs. Rhode Island (9/13)
 Mike Cruz (New Hampshire, Senior) _____ 131 vs. Southern Illinois (11/29)
 Victor Cruz (Massachusetts, Junior) _____ 129 vs. Rhode Island (11/1)
 Tommy Breaux (Towson, Senior) _____ 126 vs. Delaware (11/8)
 Kevin Grayson (Richmond, Sophomore) _____ 121 vs. Elon (8/30)
 Elliot Mack (William and Mary, Senior) _____ 119 vs. Delaware (10/18)
 Shawn Leonard (Rhode Island, Junior) _____ 118 vs. Hofstra (9/20)
 Mike Boyle (New Hampshire, Senior) _____ 114 vs. William and Mary (10/11)
 Jeremy Horne (Massachusetts, Junior) _____ 114 vs. Delaware (10/4)
 Hakeem Moore (Towson, Sophomore) _____ 112 vs. Northeastern (10/4)
 Shawn Leonard (Rhode Island, Junior) _____ 111 vs. Towson (10/11)
 Kevin Grayson (Richmond, Sophomore) _____ 111 vs. Virginia (9/6)
 Hakeem Moore (Towson, Sophomore) _____ 110 vs. New Hampshire (10/25)
 Chris Plum (Northeastern, Senior) _____ 109 vs. Towson (10/4)
 Phil Atkinson (Villanova, Senior) _____ 108 vs. Rhode Island (10/18)
 Kevin Grayson (Richmond, Sophomore) _____ 107 vs. Eastern Kentucky (11/29)
 David Newsum (Towson, Sophomore) _____ 106 vs. Towson (9/13)
 Chase Hill (William and Mary, Sophomore) _____ 105 vs. Delaware (10/18)
 Jonathan Grimes (William and Mary, Freshman) _____ 105 vs. Villanova (10/4)
 Scott Sicko (New Hampshire, Junior) _____ 104 vs. Albany (9/20)
 Marcus Turner (James Madison, Sophomore) _____ 103 vs. William and Mary (11/15)
 Terrance Fox (New Hampshire, Sophomore) _____ 103 vs. Towson (10/25)
 Terrance Fox (New Hampshire, Sophomore) _____ 103 vs. Northeastern (10/18)
 Mike Boyle (New Hampshire, Senior) _____ 101 vs. Villanova (11/8)
 Ottis Lewis (Hofstra, Senior) _____ 101 vs. Maine (10/18)

16-OR-MORE TACKLES

Jeromy Miles (Massachusetts, Junior) _____ 19 vs. Maine (11/8)
 Andrew Downy (Maine, Senior) _____ 19 vs. Hofstra (10/18)
 Jeromy Miles (Massachusetts, Junior) _____ 18 vs. New Hampshire (11/15)
 Cornelius Bunch (Northeastern, Senior) _____ 18 vs. Maine (10/25)
 Sean Wasson (Maine, Senior) _____ 17 vs. New Hampshire (11/22)
 Phil Higgins (Northeastern, Junior) _____ 16 vs. Hofstra (11/15)
 Michael Pigram (William and Mary, Senior) _____ 16 vs. James Madison (11/15)
 Jovan Belcher (Maine, Senior) _____ 16 vs. Hofstra (10/18)
 Michael Ireland (Richmond, Junior) _____ 16 vs. James Madison (10/11)
 Josh Jennings (Massachusetts, Junior) _____ 16 vs. Delaware (10/4)

2008 caa football review



2008 CAA Football Team Statistics Through games of Jan 09, 2009



SCORING OFFENSE	G	TD	FG	XPT	2XP	DXP	Saf	Pts	Avg/G
1. James Madison	14	71	12	66	2	0	1	534	38.1
2. New Hampshire	13	60	15	56	0	0	1	463	35.6
3. William and Mary	11	46	13	46	0	0	0	361	32.8
4. Richmond	16	64	20	62	0	0	0	506	31.6
5. Villanova	13	49	14	44	0	0	1	382	29.4
6. Massachusetts	12	47	6	45	0	0	0	345	28.8
7. Maine	13	43	6	39	1	0	1	319	24.5
8. Hofstra	12	34	11	22	3	0	0	265	22.1
9. Towson	12	33	5	28	1	0	0	243	20.2
10. Northeastern	12	31	4	30	0	0	0	228	19.0
11. Rhode Island	12	28	11	23	0	0	1	226	18.8
12. Delaware	12	27	7	27	0	0	0	210	17.5

RUSHING OFFENSE	G	Att.	Yards	Avg/A	Long	TD	Avg/G
1. James Madison	14	689	3959	5.7	62	43	282.8
2. Villanova	13	605	2779	4.6	69	31	213.8
3. Maine	13	555	2437	4.4	71	24	187.5
4. Richmond	16	670	2992	4.5	72	40	187.0
5. Hofstra	12	498	2009	4.0	78	22	167.4
6. New Hampshire	13	474	2128	4.5	72	24	163.7
7. William and Mary	11	359	1742	4.9	67	15	158.4
8. Massachusetts	12	390	1714	4.4	64	20	142.8
9. Delaware	12	444	1571	3.5	62	14	130.9
10. Northeastern	12	362	1429	3.9	48	15	119.1
11. Rhode Island	12	366	818	2.2	37	11	68.2
12. Towson	12	341	666	2.0	49	8	55.5

SCORING DEFENSE	G	TD	FG	XPT	2XP	DXP	Saf	Pts	Avg/G
1. Richmond	16	28	19	23	1	0	0	250	15.6
2. Delaware	12	33	7	28	1	0	0	249	20.8
3. Villanova	13	36	9	35	0	0	0	278	21.4
4. Maine	13	36	14	34	0	0	2	296	22.8
5. James Madison	14	43	8	39	1	0	0	323	23.1
6. New Hampshire	13	38	13	33	2	0	1	306	23.5
7. William and Mary	11	32	13	31	0	0	1	264	24.0
8. Massachusetts	12	44	4	43	0	0	1	321	26.8
9. Hofstra	12	47	6	44	0	0	1	346	28.8
10. Northeastern	12	44	16	37	0	0	0	349	29.1
11. Rhode Island	12	50	11	45	1	0	2	384	32.0
12. Towson	12	56	10	53	0	0	2	423	35.2

RUSHING DEFENSE	G	Att.	Yards	Avg/A	Long	TD	Avg/G
1. Richmond	16	503	1504	3.0	63	11	94.0
2. Villanova	13	411	1298	3.2	35	11	99.8
3. James Madison	14	491	1873	3.8	54	24	133.8
4. New Hampshire	13	518	1759	3.4	56	21	135.3
5. Maine	13	456	1788	3.9	46	18	137.5
6. William and Mary	11	439	1707	3.9	64	16	155.2
7. Delaware	12	479	1867	3.9	51	19	155.6
8. Rhode Island	12	431	2179	5.1	72	24	181.6
9. Northeastern	12	493	2278	4.6	67	24	189.8
10. Hofstra	12	463	2314	5.0	71	32	192.8
11. Massachusetts	12	513	2338	4.6	48	25	194.8
12. Towson	12	499	2780	5.6	87	27	231.7

TOTAL OFFENSE	G	Rush	Pass	Plays	Yards	Avg/P	TD	Avg/G
1. New Hampshire	13	2128	3162	837	5290	6.3	52	406.9
2. James Madison	14	3959	1661	908	5620	6.2	65	401.4
3. William and Mary	11	1742	2630	715	4372	6.1	39	397.5
4. Villanova	13	2779	2267	894	5046	5.6	46	388.2
5. Massachusetts	12	1714	2911	749	4625	6.2	44	385.4
6. Richmond	16	2992	2877	1041	5869	5.6	58	366.8
7. Hofstra	12	2009	2114	864	4123	4.8	33	343.6
8. Towson	12	666	3322	810	3988	4.9	33	332.3
9. Maine	13	2437	1806	813	4243	5.2	41	326.4
10. Northeastern	12	1429	2383	741	3812	5.1	30	317.7
11. Rhode Island	12	818	2861	827	3679	4.4	26	306.6
12. Delaware	12	1571	1739	744	3310	4.4	22	275.8

PASS OFFENSE	G	Comp	Att	Int	Pct.	Yds	Avg/A	TD	Avg/G
1. Towson	12	308	469	16	65.7	3322	7.1	25	276.8
2. New Hampshire	13	236	363	16	65.0	3162	8.7	28	243.2
3. Massachusetts	12	218	359	17	60.7	2911	8.1	24	242.6
4. William and Mary	11	213	356	18	59.8	2630	7.4	24	239.1
5. Rhode Island	12	269	461	16	58.4	2861	6.2	15	238.4
6. Northeastern	12	214	379	14	56.5	2383	6.3	15	198.6
7. Richmond	16	234	371	7	63.1	2877	7.8	18	179.8
8. Hofstra	12	229	366	16	62.6	2114	5.8	11	176.2
9. Villanova	13	188	289	12	65.1	2267	7.8	15	174.4
10. Delaware	12	166	300	17	55.3	1739	5.8	8	144.9
11. Maine	13	146	258	13	56.6	1806	7.0	17	138.9
12. James Madison	14	130	219	5	59.4	1661	7.6	22	118.6

TOTAL DEFENSE	G	Rush	Pass	Plays	Yards	Avg/P	TD	Avg/G
1. Richmond	16	1504	2797	978	4301	4.4	23	268.8
2. James Madison	14	1873	2426	869	4299	4.9	42	307.1
3. Villanova	13	1298	2813	821	4111	5.0	34	316.2
4. Maine	13	1788	2419	840	4207	5.0	35	323.6
5. William and Mary	11	1707	1888	761	3595	4.7	31	326.8
6. Hofstra	12	2314	1643	726	3957	5.5	43	329.8
7. Delaware	12	1867	2119	793	3986	5.0	29	332.2
8. Massachusetts	12	2338	1968	791	4306	5.4	41	358.8
9. New Hampshire	13	1759	2923	989	4682	4.7	37	360.2
10. Rhode Island	12	2179	2598	745	4777	6.4	47	398.1
11. Northeastern	12	2278	2861	829	5139	6.2	40	428.2
12. Towson	12	2780	2401	785	5181	6.6	50	431.8

PASS DEFENSE	G	Comp	Att	Int	Pct.	Yds	Avg/A	TD	Avg/G
1. Hofstra	12	148	263	12	56.3	1643	6.2	11	136.9
2. Massachusetts	12	160	278	8	57.6	1968	7.1	16	164.0
3. William and Mary	11	194	322	16	60.2	1888	5.9	15	171.6
4. James Madison	14	221	378	12	58.5	2426	6.4	18	173.3
5. Richmond	16	272	475	29	57.3	2797	5.9	12	174.8
6. Delaware	12	179	314	14	57.0	2119	6.7	10	176.6
7. Maine	13	211	384	19	54.9	2419	6.3	17	186.1
8. Towson	12	179	286	3	62.6	2401	8.4	23	200.1
9. Villanova	13	254	410	14	62.0	2813	6.9	23	216.4
10. Rhode Island	12	196	314	9	62.4	2598	8.3	23	216.5
11. New Hampshire	13	283	471	24	60.1	2923	6.2	16	224.8
12. Northeastern	12	227	336	8	67.6	2861	8.5	16	238.4



2008 caa football review



2008 CAA Football Team Statistics Through games of Jan 09, 2009

PASS EFFICIENCY	G	Comp-Att-Int	Pct.	Yds	Avg/G	TD	Effic.
1. New Hampshire	13	236-363-16	65.0	3162	243.2	28	154.8
2. James Madison	14	130-219-5	59.4	1661	118.6	22	151.7
3. Massachusetts	12	218-359-17	60.7	2911	242.6	24	141.4
4. Richmond	16	234-371-7	63.1	2877	179.8	18	140.4
5. Villanova	13	188-289-12	65.1	2267	174.4	15	139.8
6. Towson	12	308-469-16	65.7	3322	276.8	25	135.9
7. William and Mary	11	213-356-18	59.8	2630	239.1	24	134.0
8. Maine	13	146-258-13	56.6	1806	138.9	17	127.1
9. Northeastern	12	214-379-14	56.5	2383	198.6	15	115.0
10. Rhode Island	12	269-461-16	58.4	2861	238.4	15	114.3
11. Hofstra	12	229-366-16	62.6	2114	176.2	11	112.3
12. Delaware	12	166-300-17	55.3	1739	144.9	8	101.5

INTERCEPTIONS	G	No.	Yards	TD	Long	Avg.
1. Richmond	16	29	475	4	68	16.4
2. New Hampshire	13	24	649	5	100	27.0
3. Maine	13	19	270	1	79	14.2
4. William and Mary	11	16	226	3	62	14.1
5. Villanova	13	14	203	2	65	14.5
6. Delaware	12	14	234	2	60	16.7
7. Hofstra	12	12	161	0	54	13.4
8. James Madison	14	12	113	1	48	9.4
9. Rhode Island	12	9	71	0	27	7.9
10. Northeastern	12	8	168	1	92	21.0
11. Massachusetts	12	8	109	2	52	13.6
12. Towson	12	3	0	0	0	0.0

PASS DEFENSE EFFIC.	G	Comp-Att-Int	Pct.	Yds	Avg/G	TD	Effic.
1. Richmond	16	272-475-29	57.3	2797	174.8	12	102.9
2. Maine	13	211-384-19	54.9	2419	186.1	17	112.6
3. New Hampshire	13	283-471-24	60.1	2923	224.8	16	113.2
4. Hofstra	12	148-263-12	56.3	1643	136.9	11	113.4
5. William and Mary	11	194-322-16	60.2	1888	171.6	15	114.9
6. Delaware	12	179-314-14	57.0	2119	176.6	10	115.3
7. James Madison	14	221-378-12	58.5	2426	173.3	18	121.7
8. Massachusetts	12	160-278-8	57.6	1968	164.0	16	130.3
9. Villanova	13	254-410-14	62.0	2813	216.4	23	131.3
10. Northeastern	12	227-336-8	67.6	2861	238.4	16	150.0
11. Rhode Island	12	196-314-9	62.4	2598	216.5	23	150.4
12. Towson	12	179-286-3	62.6	2401	200.1	23	157.5

PUNTING	G	No.	Yards	Avg/P	Ret.	Avg/R	TB	Net/P
1. William and Mary	11	46	1869	40.6	119	2.6	8	34.6
2. James Madison	14	36	1344	37.3	88	2.4	1	34.3
3. Massachusetts	12	47	2080	44.3	277	5.9	10	34.1
4. New Hampshire	13	48	1805	37.6	117	2.4	3	33.9
5. Delaware	12	65	2481	38.2	220	3.4	4	33.6
6. Maine	13	64	2638	41.2	341	5.3	8	33.4
7. Rhode Island	12	62	2310	37.3	146	2.4	5	33.3
8. Villanova	13	45	1544	34.3	102	2.3	2	31.2
9. Richmond	16	65	2350	36.2	196	3.0	7	31.0
10. Towson	12	46	1548	33.7	128	2.8	1	30.4
11. Hofstra	12	45	1507	33.5	122	2.7	2	29.9
12. Northeastern	12	53	2096	39.5	374	7.1	10	28.7

KICKOFF RETURNS	G	No.	Yards	TD	Long	Avg.
1. New Hampshire	13	53	1251	1	87	23.6
2. Hofstra	12	56	1289	0	65	23.0
3. Villanova	13	37	814	1	91	22.0
4. William and Mary	11	42	885	1	97	21.1
5. Towson	12	57	1180	0	60	20.7
6. Delaware	12	40	826	2	98	20.6
7. James Madison	14	52	1048	1	99	20.2
8. Rhode Island	12	65	1294	1	72	19.9
9. Maine	13	50	965	0	52	19.3
10. Richmond	16	51	971	0	46	19.0
11. Northeastern	12	54	1024	0	52	19.0
12. Massachusetts	12	51	826	0	59	16.2

KICKOFF COVERAGE	G	No.	Yards	Avg.	Ret.	TB	NetAvg
1. Villanova	13	74	4681	63.3	1062	17	44.3
2. Richmond	16	96	5640	58.8	1455	7	42.1
3. James Madison	14	94	5429	57.8	1301	9	42.0
4. Towson	12	51	3256	63.8	848	14	41.7
5. Delaware	12	48	2832	59.0	841	2	40.6
6. William and Mary	11	66	3736	56.6	1070	2	39.8
7. Massachusetts	12	65	3687	56.7	1125	1	39.1
8. Maine	13	58	3250	56.0	929	4	38.6
9. New Hampshire	13	86	5084	59.1	1684	5	38.4
10. Northeastern	12	47	2501	53.2	716	2	37.1
11. Rhode Island	12	48	2707	56.4	933	0	37.0
12. Hofstra	12	54	2967	54.9	975	2	36.1

PUNT RETURN AVG	G	No.	Yards	TD	Long	Avg.
1. James Madison	14	28	362	4	69	12.9
2. William and Mary	11	23	281	2	89	12.2
3. Richmond	16	41	492	0	49	12.0
4. Rhode Island	12	14	142	1	46	10.1
5. New Hampshire	13	14	137	1	33	9.8
6. Maine	13	15	134	0	15	8.9
7. Villanova	13	28	217	0	59	7.8
8. Towson	12	4	30	0	14	7.5
9. Delaware	12	21	135	0	22	6.4
10. Northeastern	12	11	64	0	14	5.8
11. Massachusetts	12	20	113	0	16	5.7
12. Hofstra	12	13	47	0	22	3.6

FIELD GOALS	G	Made	Att	Pct.
1. William and Mary	11	13	16	.812
2. James Madison	14	12	16	.750
Massachusetts	12	6	8	.750
4. Villanova	13	14	19	.737
5. New Hampshire	13	15	21	.714
6. Richmond	16	20	31	.645
7. Rhode Island	12	11	18	.611
Hofstra	12	11	18	.611
9. Northeastern	12	4	7	.571
10. Delaware	12	7	13	.538
11. Towson	12	5	10	.500
12. Maine	13	6	14	.429

2008 caa football review



2008 CAA Football Team Statistics Through games of Jan 09, 2009



PAT KICKING	G	Made	Att	Pct.
1. William and Mary	11	46	46	1.000
Delaware	12	27	27	1.000
3. Massachusetts	12	45	46	.978
4. James Madison	14	66	68	.971
5. Richmond	16	62	64	.969
6. Northeastern	12	30	31	.968
7. New Hampshire	13	56	58	.966
8. Maine	13	39	42	.929
9. Villanova	13	44	48	.917
10. Towson	12	28	32	.875
11. Rhode Island	12	23	27	.852
12. Hofstra	12	22	29	.759

OPPONENT 1ST DOWNS	G	Rush	Pass	Pen	Total	Avg/G
1. William and Mary	11	96	84	13	193	17.5
2. Delaware	12	101	94	13	208	17.3
3. Hofstra	12	119	77	16	212	17.7
4. Rhode Island	12	107	106	8	222	18.5
5. Massachusetts	12	128	82	18	228	19.0
6. Richmond	16	95	122	13	230	14.4
7. Villanova	13	93	133	12	238	18.3
8. Maine	13	106	115	21	242	18.6
9. James Madison	14	111	120	15	246	17.6
10. Towson	12	142	100	8	250	20.8
11. Northeastern	12	124	127	17	268	22.3
12. New Hampshire	13	104	151	21	276	21.2

SACKS BY	G	No.	Yards	Avg/G
1. Richmond	16	36	226	2.25
2. James Madison	14	34	225	2.43
3. Villanova	13	31	207	2.38
4. Maine	13	26	152	2.00
5. Delaware	12	25	168	2.08
6. William and Mary	11	24	144	2.18
7. Northeastern	12	20	141	1.67
8. Massachusetts	12	18	131	1.50
9. Rhode Island	12	13	74	1.08
Hofstra	12	13	98	1.08
New Hampshire	13	13	81	1.00
12. Towson	12	9	61	0.75

3RD-DOWN CONVERSIONS	G	Conv.	Att.	Pct.
1. James Madison	14	89	174	51.1
2. Villanova	13	81	166	48.8
3. Hofstra	12	75	174	43.1
4. Northeastern	12	68	159	42.8
5. Towson	12	72	169	42.6
New Hampshire	13	72	169	42.6
7. Massachusetts	12	60	143	42.0
8. William and Mary	11	56	137	40.9
9. Richmond	16	85	209	40.7
10. Maine	13	67	172	39.0
11. Delaware	12	62	167	37.1
12. Rhode Island	12	60	177	33.9

SACKS AGAINST	G	No.	Yards	Avg/G
1. Massachusetts	12	6	38	0.50
2. James Madison	14	11	62	0.79
Northeastern	12	11	84	0.92
4. Maine	13	12	89	0.92
5. Delaware	12	20	131	1.67
William and Mary	11	20	139	1.82
7. New Hampshire	13	22	154	1.69
8. Richmond	16	26	158	1.62
9. Hofstra	12	29	166	2.42
10. Villanova	13	34	204	2.62
11. Towson	12	35	245	2.92
12. Rhode Island	12	39	253	3.25

OPP 3RD-DN CONVERT	G	Conv.	Att.	Pct.
1. William and Mary	11	59	172	34.3
2. Delaware	12	59	165	35.8
3. Richmond	16	80	223	35.9
4. Maine	13	69	176	39.2
5. Villanova	13	64	163	39.3
6. Hofstra	12	56	137	40.9
7. James Madison	14	79	187	42.2
8. New Hampshire	13	92	208	44.2
9. Massachusetts	12	75	165	45.5
10. Rhode Island	12	70	153	45.8
11. Northeastern	12	70	147	47.6
12. Towson	12	74	153	48.4

FIRST DOWNS	G	Rush	Pass	Pen	Total	Avg/G
1. Richmond	16	166	125	18	309	19.3
2. James Madison	14	209	75	8	292	20.9
3. Villanova	13	169	102	12	283	21.8
4. Hofstra	12	115	119	10	244	20.3
5. New Hampshire	13	97	133	12	242	18.6
6. Towson	12	62	155	15	232	19.3
7. William and Mary	11	92	122	12	226	20.5
8. Massachusetts	12	79	129	17	225	18.8
9. Maine	13	125	79	17	221	17.0
10. Rhode Island	12	62	135	22	219	18.2
11. Northeastern	12	77	121	17	215	17.9
12. Delaware	12	95	77	11	183	15.2

4TH-DOWN CONVERSIONS	G	Conv.	Att.	Pct.
1. James Madison	14	23	31	74.2
2. Richmond	16	16	22	72.7
3. William and Mary	11	7	11	63.6
4. Massachusetts	12	13	21	61.9
5. Hofstra	12	14	30	46.7
6. Rhode Island	12	12	26	46.2
7. Towson	12	13	30	43.3
8. Villanova	13	5	12	41.7
9. Maine	13	8	21	38.1
10. Delaware	12	6	17	35.3
11. Northeastern	12	6	20	30.0
12. New Hampshire	13	4	15	26.7



2008 caa football review



2008 CAA Football
Team Statistics Through games of Jan 09, 2009

OPP 4TH-DN CONVERT	G	Conv.	Att.	Pct.
1. Richmond	16	9	26	34.6
2. Rhode Island	12	6	16	37.5
3. Hofstra	12	8	21	38.1
4. New Hampshire	13	12	30	40.0
5. Northeastern	12	9	21	42.9
6. Maine	13	10	23	43.5
7. Delaware	12	12	26	46.2
8. Massachusetts	12	10	20	50.0
9. Villanova	13	12	22	54.5
10. James Madison	14	17	30	56.7
11. Towson	12	12	21	57.1
12. William and Mary	11	12	19	63.2

PENALTIES	G	No.	Yards	Avg/G
1. Towson	12	58	416	34.7
2. William and Mary	11	46	418	38.0
3. James Madison	14	63	554	39.6
4. Richmond	16	77	671	41.9
5. Delaware	12	56	506	42.2
6. Villanova	13	63	553	42.5
7. Rhode Island	12	60	536	44.7
8. Northeastern	12	63	608	50.7
9. Hofstra	12	77	626	52.2
10. Maine	13	78	767	59.0
11. New Hampshire	13	89	815	62.7
12. Massachusetts	12	90	770	64.2

OPPONENT PENALTIES	G	No.	Yards	Avg/G
1. Northeastern	12	90	835	69.6
2. Rhode Island	12	82	705	58.8
3. Towson	12	77	680	56.7
4. Massachusetts	12	68	663	55.2
5. Maine	13	72	623	47.9
6. William and Mary	11	58	490	44.5
7. New Hampshire	13	60	558	42.9
8. Delaware	12	62	483	40.2
9. Villanova	13	62	516	39.7
10. Richmond	16	67	588	36.8
11. Hofstra	12	55	427	35.6
12. James Madison	14	63	444	31.7

TIME OF POSSESSION	G	Total possession	Average/game
1. Hofstra	12	403:21	33:36
2. Richmond	16	522:10	32:38
3. Maine	13	420:45	32:21
4. Rhode Island	12	383:05	31:55
5. James Madison	14	439:54	31:25
6. Villanova	13	403:21	31:01
7. Towson	12	361:13	30:06
8. Delaware	12	342:08	28:30
9. Northeastern	12	340:36	28:23
10. William and Mary	11	310:56	28:16
11. New Hampshire	13	353:54	27:13
12. Massachusetts	12	326:18	27:11

TURNOVER MARGIN	G	Gained			Lost			Margin	Per/G
		Fum	Int	Tot	Fum	Int	Tot		
1. Richmond	16	14	29	43	12	7	19	+24	1.50
2. New Hampshire	13	16	24	40	10	16	26	+14	1.08
3. Maine	13	10	19	29	6	13	19	+10	0.77
4. James Madison	14	9	12	21	11	5	16	+5	0.36
5. Villanova	13	8	14	22	10	12	22	+0	0.00
6. Hofstra	12	13	12	25	10	16	26	-1	-0.08
Northeastern	12	12	8	20	7	14	21	-1	-0.08
8. Delaware	12	10	14	24	9	17	26	-2	-0.17
Rhode Island	12	11	9	20	6	16	22	-2	-0.17
1 Massachusetts	12	10	8	18	8	17	25	-7	-0.58
1 William and Mary	11	4	16	20	12	18	30	-10	-0.91
1 Towson	12	9	3	12	7	16	23	-11	-0.92

RED ZONE OFFENSE	G	Scores	Pct.	TDs	(R-P)	FGs	TurnO
1. New Hampshire	13	45-50	90.0	32	17-15	13-15	2
William and Mary	11	36-40	90.0	27	12-15	9-11	2
3. James Madison	14	53-59	89.8	46	35-11	7-9	3
4. Richmond	16	62-75	82.7	46	39-7	16-22	2
5. Villanova	13	45-55	81.8	35	24-11	10-12	4
6. Massachusetts	12	35-43	81.4	33	19-14	2-2	5
7. Towson	12	27-37	73.0	23	8-15	4-9	2
8. Rhode Island	12	25-35	71.4	16	9-7	9-13	3
9. Maine	13	32-45	71.1	28	19-9	4-11	2
10. Northeastern	12	26-37	70.3	22	14-8	4-7	3
11. Hofstra	12	34-49	69.4	26	17-9	8-15	4
12. Delaware	12	24-35	68.6	18	12-6	6-9	4

RED ZONE DEFENSE	G	Scores	Pct.	TDs	(R-P)	FGs	TurnO
1. Delaware	12	26-36	72.2	21	17-4	5-6	2
2. New Hampshire	13	41-54	75.9	33	19-14	8-11	5
3. Towson	12	42-55	76.4	33	22-11	9-15	4
4. Massachusetts	12	32-41	78.0	30	18-12	2-5	3
5. Northeastern	12	43-55	78.2	32	21-11	11-17	3
6. William and Mary	11	31-39	79.5	21	14-7	10-15	3
7. Villanova	13	31-37	83.8	24	10-14	7-9	2
8. Richmond	16	32-38	84.2	20	10-10	12-14	2
9. Rhode Island	12	38-45	84.4	31	19-12	7-10	1
10. Maine	13	33-39	84.6	20	14-6	13-15	1
11. Hofstra	12	40-46	87.0	35	27-8	5-5	4
12. James Madison	14	43-47	91.5	37	23-14	6-7	2

ON-SIDE KICKS BY	G	Recovered	Attempts	Success%
1. Maine	13	2	2	100.0
James Madison	14	1	1	100.0
New Hampshire	13	1	1	100.0
4. William and Mary	11	1	3	33.3
5. Rhode Island	12	1	4	25.0
6. Richmond	16	0	1	0.0
Hofstra	12	0	1	0.0
Towson	12	0	1	0.0
Villanova	13	0	0	0.0
Northeastern	12	0	0	0.0
Massachusetts	12	0	0	0.0
Delaware	12	0	0	0.0



2008 caa football review



2008 CAA Football
Team Statistics Through games of Jan 09, 2009



ON-SIDE KICKS AGAINST	G	Recovered	Attempts	Success%
1. New Hampshire	13	0	2	0.0
Massachusetts	12	0	1	0.0
William and Mary	11	0	1	0.0
Hofstra	12	0	1	0.0
Maine	13	0	1	0.0
Northeastern	12	0	0	0.0
Rhode Island	12	0	0	0.0
Towson	12	0	0	0.0
Delaware	12	0	0	0.0
10. Villanova	13	1	3	33.3
11. James Madison	14	2	5	40.0
12. Richmond	16	2	3	66.7



2008 caa football review



2008 CAA Football Individual Statistics Through games of Jan 09, 2009



RUSHING									
	Cl	G	Att.	Yds	Avg.	TD	Lg	Avg/G	
1. Rodney Landers-JMU	Sr	14	268	1770	6.6	16	62	126.4	
2. Josh Vaughan-RICHMOND	Sr	16	355	1884	5.3	20	72	117.8	
3. Tony Nelson-UMASS	Jr	12	243	1325	5.5	12	64	110.4	
4. Jonathan Grimes-W&M	Fr	11	164	929	5.7	7	67	84.5	
5. Aaron Ball-VU	So	13	214	1073	5.0	13	63	82.5	
6. Alex Broomfield-NU	Sr	11	219	892	4.1	10	48	81.1	
7. Eugene Holloman-JMU	Sr	13	196	1046	5.3	9	47	80.5	
8. Matt Castor-TOWSON	Jr	9	144	543	3.8	5	49	60.3	
9. Robert Simpson-UNH	Sr	13	161	750	4.7	7	68	57.7	
10. Jhamal Fluellen-MAINE	Sr	10	126	569	4.5	3	34	56.9	

TOTAL OFFENSE									
	Cl	G	Rush	Pass	Plays	Total	Yds/G		
1. Sean Schaefer-TOWSON	Sr	12	2	3286	542	3288	274.0		
2. R.J. Toman-UNH	So	13	219	3110	461	3329	256.1		
3. Jake Phillips-W&M	Sr	10	170	2243	371	2413	241.3		
4. Rodney Landers-JMU	Sr	14	1770	1534	445	3304	236.0		
5. Derek Cassidy-URI	Sr	12	70	2759	567	2829	235.8		
6. Liam Coen-UMASS	Sr	12	-8	2749	361	2741	228.4		
7. Eric Ward-RICHMOND	Jr	16	440	2808	511	3248	203.0		
8. Anthony Orio-NU	Sr	12	130	2058	387	2188	182.3		
9. Christopher Whitney-VU	So	12	467	1448	305	1915	159.6		
10. Robby Schoenhof-DELAWARE	Jr	9	97	1278	264	1375	152.8		

PASSING AVG/GAME									
	Cl	G	Comp-Att-Int	Yds	TD	Avg/G			
1. Sean Schaefer-TOWSON	Sr	12	303-459-14	3286	25	273.8			
2. R.J. Toman-UNH	So	13	231-355-15	3110	28	239.2			
3. Derek Cassidy-URI	Sr	12	261-440-14	2759	15	229.9			
4. Liam Coen-UMASS	Sr	12	206-334-15	2749	24	229.1			
5. Jake Phillips-W&M	Sr	10	185-303-17	2243	21	224.3			
6. Eric Ward-RICHMOND	Jr	16	230-359-7	2808	17	175.5			
7. Anthony Orio-NU	Sr	12	185-328-12	2058	11	171.5			
8. Robby Schoenhof-DELAWARE	Jr	9	112-208-13	1278	7	142.0			
9. Christopher Whitney-VU	So	12	120-174-5	1448	10	120.7			
10. Rodney Landers-JMU	Sr	14	112-177-4	1534	21	109.6			

SCORING									
	Cl	G	TD	FG	XPT	2XP	Pts	Pts/G	
1. Josh Vaughan-RICHMOND	Sr	16	20	0	0	0	120	7.5	
2. Brian Pate-W&M	Jr	11	0	13	41	0	80	7.3	
3. Dave Stannard-JMU	Sr	14	0	11	66	0	99	7.1	
4. Andrew Howard-RICHMOND	Jr	16	0	17	59	0	110	6.9	
5. Rodney Landers-JMU	Sr	14	16	0	0	0	96	6.9	
6. Joe Marcoux-VU	Sr	13	0	14	44	0	86	6.6	
7. Alex Broomfield-NU	Sr	11	12	0	0	0	72	6.5	
8. Tony Nelson-UMASS	Jr	12	13	0	0	0	78	6.5	
9. Aaron Ball-VU	So	13	13	0	0	0	78	6.0	
10. Griff Yancey-JMU	So	14	13	0	0	2	80	5.7	

PASS EFFICIENCY									
	Cl	G	Comp-Att-Int	Yds	TD	Eff.			
1. Rodney Landers-JMU	Sr	14	112-177-4	1534	21	170.7			
2. R.J. Toman-UNH	So	13	231-355-15	3110	28	156.2			
3. Christopher Whitney-VU	So	12	120-174-5	1448	10	152.1			
4. Michael Brusko-MAINE	Jr	13	67-104-7	936	8	151.9			
5. Liam Coen-UMASS	Sr	12	206-334-15	2749	24	145.5			
6. Eric Ward-RICHMOND	Jr	16	230-359-7	2808	17	141.5			
7. Sean Schaefer-TOWSON	Sr	12	303-459-14	3286	25	138.0			
8. Jake Phillips-W&M	Sr	10	185-303-17	2243	21	134.9			
9. R.J. Archer-W&M	Jr	10	28-53-1	387	3	129.1			
10. Antwon Young-VU	Jr	10	67-112-7	806	4	119.6			

SCORING (TDs)									
	Cl	G	TD	Run	Pass	Ret	Pat	Pts	Avg/G
1. Josh Vaughan-RICHMOND	Sr	16	20	20	0	0	0	120	7.5
2. Rodney Landers-JMU	Sr	14	16	16	0	0	0	96	6.9
3. Alex Broomfield-NU	Sr	11	12	10	2	0	0	72	6.5
4. Tony Nelson-UMASS	Jr	12	13	12	1	0	0	78	6.5
5. Aaron Ball-VU	So	13	13	13	0	0	0	78	6.0
6. Griff Yancey-JMU	So	14	13	10	3	0	1	80	5.7
7. Mike Boyle-UNH	Sr	13	12	2	10	0	0	72	5.5
8. Jonathan Grimes-W&M	Fr	11	10	7	2	1	0	60	5.5
9. Brock Jackolski-HOFSTRA	Fr	11	8	8	0	0	0	48	4.4
D.J. McAulay-W&M	Jr	11	8	0	8	0	0	48	4.4

RECEPTIONS/GAME									
	Cl	G	No.	Yds	TD	Lg	Yds/G	Rec/G	
1. Victor Cruz-UMASS	Jr	12	71	1064	6	69	88.7	5.9	
2. Aaron Weaver-HOFSTRA	So	12	70	595	4	22	49.6	5.8	
3. Mike Boyle-UNH	Sr	13	67	1116	10	64	85.8	5.2	
4. Marcus Lee-TOWSON	Sr	12	58	461	6	28	38.4	4.8	
5. B. Johnson-Farrell-URI	Fr	12	57	456	1	28	38.0	4.8	
6. Jeremy Horne-UMASS	Jr	12	50	895	8	58	74.6	4.2	
Jimmy Hughes-URI	Sr	12	50	588	2	83	49.0	4.2	
8. Phil Atkinson-VU	Sr	13	54	572	4	84	44.0	4.2	
9. Kevin Grayson-RICHMOND	So	15	61	853	3	80	56.9	4.1	
10. Chase Hill-W&M	So	10	39	438	7	44	43.8	3.9	

SCORING (KICK)									
	Cl	G	PAT	FG	Pts	Avg/G			
1. Brian Pate-W&M	Jr	11	41-41	13-16	80	7.3			
2. Dave Stannard-JMU	Sr	14	66-68	11-15	99	7.1			
3. Andrew Howard-RICHMOND	Jr	16	59-61	17-27	110	6.9			
4. Joe Marcoux-VU	Sr	13	44-48	14-19	86	6.6			
5. Tom Bishop-UNH	Sr	13	37-38	11-14	70	5.4			
6. Armando Cuko-UMASS	Jr	12	45-46	6-8	63	5.2			
7. Louis Feinstein-URI	Fr	12	23-27	11-18	56	4.7			
8. Roger Williams-HOFSTRA	Fr	11	21-26	8-11	45	4.1			
9. Jon Striefsky-DELAWARE	Jr	12	26-26	7-13	47	3.9			
10. Mat Johnson-NU	Jr	11	30-31	4-7	42	3.8			

RECEIVE YDS/GAME									
	Cl	G	No.	Yds	TD	Lg	Avg/C	Yds/G	
1. Victor Cruz-UMASS	Jr	12	71	1064	6	69	15.0	88.7	
2. Mike Boyle-UNH	Sr	13	67	1116	10	64	16.7	85.8	
3. Jeremy Horne-UMASS	Jr	12	50	895	8	58	17.9	74.6	
4. D.J. McAulay-W&M	Jr	11	40	718	8	65	18.0	65.3	
5. Tommy Breaux-TOWSON	Sr	9	35	514	6	84	14.7	57.1	
6. Kevin Grayson-RICHMOND	So	15	61	853	3	80	14.0	56.9	
7. Shawn Leonard-URI	Jr	12	44	647	5	46	14.7	53.9	
8. Scott Sicko-UNH	Jr	13	50	660	7	65	13.2	50.8	
9. Aaron Weaver-HOFSTRA	So	12	70	595	4	22	8.5	49.6	
10. Jimmy Hughes-URI	Sr	12	50	588	2	83	11.8	49.0	

PUNT RETURN AVG									
	Cl	G	No.	Yds	TD	Long	Avg/G		
1. Jonathan Grimes-W&M	Fr	11	22	539	1	97	24.5		
2. Brock Jackolski-HOFSTRA	Fr	11	23	548	0	49	23.8		
3. Angelo Babbaro-VU	So	13	26	611	0	53	23.5		
4. B. Johnson-Farrell-URI	Fr	12	42	907	1	72	21.6		
5. Justin Rogers-RICHMOND	So	16	34	702	0	46	20.6		
6. John Griffin-NU	So	10	21	414	0	37	19.7		

KICK RETURN AVG									
	Cl	G	No.	Yds	TD	Long	Avg/G		
1. Jonathan Grimes-W&M	Fr	11	22	539	1	97	24.5		
2. Brock Jackolski-HOFSTRA	Fr	11	23	548	0	49	23.8		
3. Angelo Babbaro-VU	So	13	26	611	0	53	23.5		
4. B. Johnson-Farrell-URI	Fr	12	42	907	1	72	21.6		
5. Justin Rogers-RICHMOND	So	16	34	702	0	46	20.6		
6. John Griffin-NU	So	10	21	414	0	37	19.7		

2008 caa football review



2008 CAA Football
Individual Statistics Through games of Jan 09, 2009



ALL PURPOSE	Cl	G	Rush	Rcv	PR	KR	Yds	Avg/G
1. Jonathan Grimes-W&M	Fr	11	929	314	0	539	1782	162.0
2. Rodney Landers-JMU	Sr	14	1770	0	0	0	1770	126.4
3. B. Johnson-Farrell-URI	Fr	12	22	456	93	907	1478	123.2
4. Josh Vaughan-RICHMOND	Sr	16	1884	67	0	0	1951	121.9
5. Tony Nelson-UMASS	Jr	12	1325	120	0	0	1445	120.4
6. Alex Broomfield-NU	Sr	11	892	291	33	0	1216	110.5
7. Brock Jackolski-HOFSTRA	Fr	11	541	111	0	548	1200	109.1
8. Mike Boyle-UNH	Sr	13	136	1116	68	14	1334	102.6
9. Aaron Weaver-HOFSTRA	So	12	61	595	16	557	1229	102.4
10. Jeremy Horne-UMASS	Jr	12	23	895	0	302	1220	101.7

PUNTING	Cl	G	No.	Yds	Lg	I20	50+	TB	Avg.
1. Brett Arnold-UMASS	Sr	12	46	2080	70	9	11	10	45.2
2. David Miller-W&M	So	11	45	1869	65	12	8	8	41.5
3. Kash Kiefer-MAINE	Sr	13	62	2572	64	20	11	8	41.5
4. Tom Bishop-UNH	Sr	13	42	1736	56	20	8	3	41.3
5. Ron Conway-NU	Jr	12	52	2096	59	11	7	10	40.3
6. Stuart Kenworthy-DELAWARE	Sr	12	64	2447	62	17	3	4	38.2
7. Tim Edger-URI	Fr	12	60	2284	59	17	7	5	38.1
8. Brian Radford-RICHMOND	Jr	16	60	2231	52	25	3	6	37.2
9. Bill Shears-TOWSON	Jr	11	40	1469	52	7	3	1	36.7
10. Shane Casciano-HOFSTRA	Jr	12	44	1507	66	10	1	2	34.2

FIELD GOALS	Cl	G	Made	Att.	Long	Pct.	FG/G
1. Brian Pate-W&M	Jr	11	13	16	43	81.2	1.18
2. Joe Marcoux-VU	Sr	13	14	19	48	73.7	1.08
3. Andrew Howard-RICHMOND	Jr	16	17	27	53	63.0	1.06
4. Louis Feinstein-URI	Fr	12	11	18	47	61.1	0.92
5. Tom Bishop-UNH	Sr	13	11	14	46	78.6	0.85
6. Dave Stannard-JMU	Sr	14	11	15	46	73.3	0.79
7. Roger Williams-HOFSTRA	Fr	11	8	11	54	72.7	0.73
8. Jon Striefsky-DELAWARE	Jr	12	7	13	43	53.8	0.58
9. Armando Cuko-UMASS	Jr	12	6	8	44	75.0	0.50
10. Mark Bencivengo-TOWSON	Sr	12	5	10	41	50.0	0.42

FIELD GOAL PCT	Cl	G	Made	Att.	Long	Pct.
----------------	----	---	------	------	------	------

PAT KICKING PCT	Cl	G	Made	Att.	Pct.
1. Brian Pate-W&M	Jr	11	41	41	100.0
Jon Striefsky-DELAWARE	Jr	12	26	26	100.0
3. Armando Cuko-UMASS	Jr	12	45	46	97.8
4. Tom Bishop-UNH	Sr	13	37	38	97.4
5. Dave Stannard-JMU	Sr	14	66	68	97.1
6. Mat Johnson-NU	Jr	11	30	31	96.8
7. Andrew Howard-RICHMOND	Jr	16	59	61	96.7
8. Joe Marcoux-VU	Sr	13	44	48	91.7
9. Mark Bencivengo-TOWSON	Sr	12	28	32	87.5
10. Louis Feinstein-URI	Fr	12	23	27	85.2



2008 caa football review



2008 CAA Football Individual Statistics Through games of Jan 09, 2009

TACKLES (All positions)	Cl	G	Pos	Solo	Ast	Total	Avg/G
1. Phil Higgins-NU	Jr	12	LB	75	47	122	10.2
2. Matt Hansen-URI	So	12	LB	70	41	111	9.2
3. Drew Mack-TOWSON	Sr	9	DB	46	36	82	9.1
4. Jordan Manning-TOWSON	Sr	12	LB	57	48	105	8.8
5. Jeremy Miles-UMASS	Jr	12	DB	56	48	104	8.7
6. Josh Jennings-UMASS	Jr	11	LB	28	62	90	8.2
7. Matt Parent-UNH	Sr	12	LB	33	64	97	8.1
8. Luke Bonus-HOFSTRA	Jr	12	LB	42	54	96	8.0
9. Sean Wasson-MAINE	Sr	12	LB	40	53	93	7.8
10. Dino Vasso-UNH	So	13	DB	66	33	99	7.6
11. Jovan Belcher-MAINE	Sr	13	DL	44	54	98	7.5
12. Andrew Downey-MAINE	Sr	13	LB	39	57	96	7.4
13. Cornelius Bunch-NU	Sr	12	LB	39	48	87	7.2
14. Marcus Haywood-JMU	Sr	14		52	49	101	7.2
15. John Clements-UNH	Sr	12	DB	50	36	86	7.2
16. David Caldwell-W&M	Jr	11	DB	43	35	78	7.1
17. Jake Trantir-W&M	Fr	11	LB	48	28	76	6.9
18. Sean Ware-UNH	Jr	13	LB	41	47	88	6.8
19. Eric McBride-RICHMOND	So	16	LB	49	59	108	6.8
20. Adrian Tracy-W&M	Jr	11	DL	40	32	72	6.5
21. Charles Graves-DELAWARE	Jr	12	DB	43	35	78	6.5
22. George Byrd-UMASS	Sr	12	LB	27	49	76	6.3
23. Andrew Harrison-DELAWARE	Fr	12	LB	33	42	75	6.2
24. Jeff Ball-URI	Sr	12	LB	41	32	73	6.1
25. Greg Melendez-HOFSTRA	Fr	12	DB	33	39	72	6.0
Brian Ellis-UMASS	Sr	10	DB	32	28	60	6.0
27. Evan McCollough-JMU	Sr	14	CB	39	44	83	5.9
28. Osayi Osunde-VU	Jr	13	LB	44	33	77	5.9
Lionel Nixon Jr.-MAINE	Sr	13	DB	46	31	77	5.9
30. Chris Edmond-HOFSTRA	Fr	12		37	34	71	5.9
31. Anthony Walters-DELAWARE	So	11	DB	40	25	65	5.9
Michael Pigram-W&M	Sr	11	LB	39	26	65	5.9
33. Walter Blair-DELAWARE	Jr	10	LB	32	26	58	5.8
34. Patrick Weldon-RICHMOND	So	16	LB	51	41	92	5.8
35. Erik Johnson-DELAWARE	Sr	11	LB	27	35	62	5.6
36. Michael Ireland-RICHMOND	Jr	16	DB	55	35	90	5.6
37. Nate Thellen-NU	So	11	DB	36	22	58	5.3
38. Derek Hatcher-RICHMOND	Jr	16	DB	47	37	84	5.2
39. Mark Masterson-MAINE	Jr	13	LB	38	30	68	5.2
40. Darryl Jones-NU	So	11	DB	32	25	57	5.2
41. Alex Butt-TOWSON	Jr	12	LB	24	38	62	5.2
Joseph Harris-URI	So	12	LB	36	26	62	5.2
43. Darrel Young-VU	Sr	13	LB	35	32	67	5.2
44. Terence Thomas-VU	So	13	LB	40	26	66	5.1
Hugo Souza-UNH	So	13	DB	38	28	66	5.1
46. Marquis Kirkland-VU	So	13	LB	39	26	65	5.0
47. Terence Glenn-URI	Fr	12	DB	49	10	59	4.9
David Akinniyi-NU	So	12	LB	32	27	59	4.9
49. Ollie Thomas-TOWSON	So	12	CB	39	18	57	4.8
Nick Altomare-HOFSTRA	Sr	12	DB	34	23	57	4.8

SACKS	Cl	G	Pos	Solo	Ast	Total	Avg/G
1. Arthur Moats-JMU	Jr	14	DE	8	7	11.5	0.82
2. Lawrence Sidbury, Jr-RICHMO	Sr	16	DL	11	1	11.5	0.72
3. Adrian Tracy-W&M	Jr	11	DL	7	6	10.0	0.91
4. Tim Kukucka-VU	Jr	13	DE	7	1	7.5	0.58
Jovan Belcher-MAINE	Sr	13	DL	7	1	7.5	0.58
6. Sherman Logan-RICHMOND	Sr	16	DL	5	2	6.0	0.38
7. David Akinniyi-NU	So	12	LB	6	0	6.0	0.50
8. Sam Daniels-JMU	Jr	14	DT	4	4	6.0	0.43
9. Greg Miller-VU	Sr	13	DL	5	1	5.5	0.42
10. John Higginson-DELAWARE	Jr	10	DE	5	0	5.0	0.50
11. Wil Colon-NU	Sr	12	DL	5	0	5.0	0.42
12. David Dalessandro-VU	Sr	13	DL	4	1	4.5	0.35
13. J.D. Skolnitsky-JMU	Jr	14	DT	4	1	4.5	0.32
14. Pierre Turner-RICHMOND	Jr	13	DL	4	0	4.0	0.31
Terence Thomas-VU	So	13	LB	3	2	4.0	0.31
16. Hassan Abdul-Wahid-JMU	Sr	14	DE	2	4	4.0	0.29
17. Sean Lissemore-W&M	Jr	11	DL	3	2	4.0	0.36
18. Jordan Stevens-MAINE	Jr	13	DL	2	2	4.0	0.31
19. Martin Parker-RICHMOND	So	16	DL	4	0	4.0	0.25
20. Jordan Shoop-RICHMOND	So	16	LB	2	1	3.5	0.22

TACKLES FOR LOSS	Cl	G	Pos	Solo	Ast	Total	Avg/G
1. Lawrence Sidbury, Jr-RICHMO	Sr	16	DL	15	10	20.0	1.25
2. Jovan Belcher-MAINE	Sr	13	DL	14	7	17.5	1.35
3. Adrian Tracy-W&M	Jr	11	DL	12	7	15.5	1.41
4. Arthur Moats-JMU	Jr	14	DE	11	9	15.5	1.11
5. Tim Kukucka-VU	Jr	13	DE	14	2	15.0	1.15
Greg Miller-VU	Sr	13	DL	12	6	15.0	1.15
7. David Dalessandro-VU	Sr	13	DL	12	4	14.0	1.08
8. Matt Hansen-URI	So	12	LB	13	1	13.5	1.12
9. Patrick Weldon-RICHMOND	So	16	LB	10	6	13.0	0.81
10. Sherman Logan-RICHMOND	Sr	16	DL	9	7	12.5	0.78
11. Sam Daniels-JMU	Jr	14	DT	9	6	12.0	0.86
12. Andrew Downey-MAINE	Sr	13	LB	9	3	10.5	0.81
13. J.D. Skolnitsky-JMU	Jr	14	DT	9	3	10.5	0.75
14. Jordan Manning-TOWSON	Sr	12	LB	8	4	10.0	0.83
15. Darrel Young-VU	Sr	13	LB	8	2	9.0	0.69
16. Sean Wasson-MAINE	Sr	12	LB	6	6	9.0	0.75
17. Brian McNally-UNH	Fr	13	DL	5	8	9.0	0.69
18. David Akinniyi-NU	So	12	LB	8	1	8.5	0.71
19. Martin Parker-RICHMOND	So	16	DL	6	4	8.0	0.50
20. Julian James-DELAWARE	Sr	12	DT	6	4	8.0	0.67

PASSES DEFENDED	Cl	G	BrUp	Int.	Total	Avg/G
1. Justin Rogers-RICHMOND	So	16	13	7	20	1.25
2. Drew Mack-TOWSON	Sr	9	9	1	10	1.11
3. Ryan Hinds-UNH	Jr	13	8	5	13	1.00
4. Ray McDonough-HOFSTRA	Jr	12	7	4	11	0.92
Nick Altomare-HOFSTRA	Sr	12	8	3	11	0.92
Courtney Robinson-UMASS	Sr	12	11	0	11	0.92
7. Marcus Haywood-JMU	Sr	14	7	5	12	0.86
8. Lamir Whetstone-MAINE	Sr	13	5	6	11	0.85
Dino Vasso-UNH	So	13	6	5	11	0.85
10. Charles Graves-DELAWARE	Jr	12	5	5	10	0.83
Ollie Thomas-TOWSON	So	12	9	1	10	0.83
12. Derek Cox-W&M	Sr	11	5	4	9	0.82
13. Norman Smith-MAINE	Fr	13	7	3	10	0.77
Salim Koroma-VU	Sr	13	9	1	10	0.77
15. John Clements-UNH	Sr	12	6	3	9	0.75
16. Anthony Walters-DELAWARE	So	11	4	4	8	0.73
Nate Thellen-NU	So	11	3	5	8	0.73
18. Lionel Nixon Jr.-MAINE	Sr	13	7	2	9	0.69
19. Seth Williams-RICHMOND	Jr	16	6	4	10	0.62
20. Terrence Klein-UNH	Jr	13	4	4	8	0.62

2008 caa football review



2008 CAA Football

Individual Statistics Through games of Jan 09, 2009



INTERCEPTIONS							
	Cl	G	No.	Yds	TD	Long	Avg/G
1. Lamir Whetstone-MAINE	Sr	13	6	28	0	20	0.46
2. Nate Thellen-NU	So	11	5	113	1	92	0.45
3. Justin Rogers-RICHMOND	So	16	7	116	2	68	0.44
4. Charles Graves-DELAWARE	Jr	12	5	67	0	38	0.42
5. Ryan Hinds-UNH	Jr	13	5	218	1	88	0.38
Dino Vasso-UNH	So	13	5	113	1	66	0.38
7. Derek Cox-W&M	Sr	11	4	99	2	45	0.36
Anthony Walters-DELAWARE	So	11	4	37	0	21	0.36
9. Marcus Haywood-JMU	Sr	14	5	51	0	48	0.36
10. Ray McDonough-HOFSTRA	Jr	12	4	78	0	54	0.33

FUMBLES FORCED				
	Cl	G	No.	Avg/G
1. Drew Mack-TOWSON	Sr	9	3	0.33
Matt Hansen-URI	So	12	4	0.33
3. Hugo Souza-UNH	So	13	3	0.23
4. Arthur Moats-JMU	Jr	14	3	0.21
5. Quincy Barr-HOFSTRA	Fr	10	2	0.20
John Higginson-DELAWARE	Jr	10	2	0.20
7. Lawrence Sidbury, Jr-RICHMO	Sr	16	3	0.19
8. Michael Hanson-UMASS	Jr	11	2	0.18
Jake Trantin-W&M	Fr	11	2	0.18
10. George Byrd-UMASS	Sr	12	2	0.17

FUMBLES RECOVERED				
	Cl	G	No.	Avg/G
1. Chris Edmond-HOFSTRA	Fr	12	3	0.25
Dan O'Connell-URI	So	12	3	0.25
3. Pat Williams-JMU	Fr	14	3	0.21
4. Cord Parks-NU	Sr	12	2	0.17
Jeromy Miles-UMASS	Jr	12	2	0.17
Matt Parent-UNH	Sr	12	2	0.17
John Clements-UNH	Sr	12	2	0.17
Charles Graves-DELAWARE	Jr	12	2	0.17
Darnel DeLaire-UMASS	Sr	12	2	0.17
Luke Bonus-HOFSTRA	Jr	12	2	0.17

TACKLES (Ends/lineman)							
	Cl	G	Pos	Solo	Ast	Total	Avg/G
1. Jovan Belcher-MAINE	Sr	13	DL	44	54	98	7.5
2. Adrian Tracy-W&M	Jr	11	DL	40	32	72	6.5
3. Michael Laperriere-NU	Fr	12	DL	28	28	56	4.7
Kyle Harrington-UMASS	Jr	12	DE	19	37	56	4.7
5. Arthur Moats-JMU	Jr	14	DE	25	40	65	4.6
6. Sean Lissemore-W&M	Jr	11	DL	18	33	51	4.6
7. Julian James-DELAWARE	Sr	12	DT	17	37	54	4.5
8. J.D. Skolnitsky-JMU	Jr	14	DT	22	39	61	4.4
9. Parker Miles-RICHMOND	Jr	16	DL	24	45	69	4.3
10. Hassan Abdul-Wahid-JMU	Sr	14	DE	22	38	60	4.3
11. Brian McNally-UNH	Fr	13	DL	20	35	55	4.2
12. Rob Osborne-TOWSON	Fr	9	DT	16	22	38	4.2
13. Ronald Talley-DELAWARE	Sr	11	DE	14	32	46	4.2
14. Greg Miller-VU	Sr	13	DL	37	17	54	4.2
15. Jordan Stevens-MAINE	Jr	13	DL	23	30	53	4.1
16. Darnel DeLaire-UMASS	Sr	12	DL	17	28	45	3.8
Victor Adesanya-URI	So	12	DE	28	17	45	3.8
18. Matt Marcocelle-DELAWARE	Jr	9	DE	15	17	32	3.6
19. Martin Parker-RICHMOND	So	16	DL	23	33	56	3.5
Lawrence Sidbury, Jr-RICHMO	Sr	16	DL	26	30	56	3.5
21. Marcus Valentine-TOWSON	Fr	12	DT	16	24	40	3.3
22. Kevin Peters-UNH	Jr	13	DE	19	24	43	3.3
Jordan Long-UNH	Jr	13	DL	14	29	43	3.3
24. Brandon Collier-UMASS	Jr	11	DT	11	25	36	3.3
25. Wil Colon-NU	Sr	12	DL	24	15	39	3.2

TACKLES (Defensive backs)							
	Cl	G	Pos	Solo	Ast	Total	Avg/G
1. Drew Mack-TOWSON	Sr	9	DB	46	36	82	9.1
2. Jeromy Miles-UMASS	Jr	12	DB	56	48	104	8.7
3. Dino Vasso-UNH	So	13	DB	66	33	99	7.6
4. John Clements-UNH	Sr	12	DB	50	36	86	7.2
5. David Caldwell-W&M	Jr	11	DB	43	35	78	7.1
6. Charles Graves-DELAWARE	Jr	12	DB	43	35	78	6.5
7. Greg Melendez-HOFSTRA	Fr	12	DB	33	39	72	6.0
Brian Ellis-UMASS	Sr	10	DB	32	28	60	6.0
9. Evan McCollough-JMU	Sr	14	CB	39	44	83	5.9
10. Lionel Nixon Jr.-MAINE	Sr	13	DB	46	31	77	5.9
11. Anthony Walters-DELAWARE	So	11	DB	40	25	65	5.9
12. Michael Ireland-RICHMOND	Jr	16	DB	55	35	90	5.6
13. Nate Thellen-NU	So	11	DB	36	22	58	5.3
14. Derek Hatcher-RICHMOND	Jr	16	DB	47	37	84	5.2
15. Darryl Jones-NU	So	11	DB	32	25	57	5.2
16. Hugo Souza-UNH	So	13	DB	38	28	66	5.1
17. Terence Glenn-URI	Fr	12	DB	49	10	59	4.9
18. Nick Altomare-HOFSTRA	Sr	12	DB	34	23	57	4.8
Ollie Thomas-TOWSON	So	12	CB	39	18	57	4.8
20. Danny Collins-TOWSON	Fr	11	DB	32	20	52	4.7
21. Ross Ventrone-VU	Jr	13	DB	36	25	61	4.7
Lamir Whetstone-MAINE	Sr	13	DB	31	30	61	4.7
Salim Koroma-VU	Sr	13	DB	39	22	61	4.7
24. John Dempsey-VU	So	12	DB	37	19	56	4.7
Ray McDonough-HOFSTRA	Jr	12	DB	29	27	56	4.7

TACKLES (Linebackers)							
	Cl	G	Pos	Solo	Ast	Total	Avg/G
1. Phil Higgins-NU	Jr	12	LB	75	47	122	10.2
2. Matt Hansen-URI	So	12	LB	70	41	111	9.2
3. Jordan Manning-TOWSON	Sr	12	LB	57	48	105	8.8
4. Josh Jennings-UMASS	Jr	11	LB	28	62	90	8.2
5. Matt Parent-UNH	Sr	12	LB	33	64	97	8.1
6. Luke Bonus-HOFSTRA	Jr	12	LB	42	54	96	8.0
7. Sean Wasson-MAINE	Sr	12	LB	40	53	93	7.8
8. Andrew Downey-MAINE	Sr	13	LB	39	57	96	7.4
9. Cornelius Bunch-NU	Sr	12	LB	39	48	87	7.2
10. Jake Trantin-W&M	Fr	11	LB	48	28	76	6.9
11. Sean Ware-UNH	Jr	13	LB	41	47	88	6.8
12. Eric McBride-RICHMOND	So	16	LB	49	59	108	6.8
13. George Byrd-UMASS	Sr	12	LB	27	49	76	6.3
14. Andrew Harrison-DELAWARE	Fr	12	LB	33	42	75	6.2
15. Jeff Ball-URI	Sr	12	LB	41	32	73	6.1
16. Osayi Osunde-VU	Jr	13	LB	44	33	77	5.9
17. Michael Pigram-W&M	Sr	11	LB	39	26	65	5.9
18. Walter Blair-DELAWARE	Jr	10	LB	32	26	58	5.8
19. Patrick Weldon-RICHMOND	So	16	LB	51	41	92	5.8
20. Erik Johnson-DELAWARE	Sr	11	LB	27	35	62	5.6
21. Mark Masterson-MAINE	Jr	13	LB	38	30	68	5.2
22. Alex Butt-TOWSON	Jr	12	LB	24	38	62	5.2
Joseph Harris-URI	So	12	LB	36	26	62	5.2
24. Darrel Young-VU	Sr	13	LB	35	32	67	5.2
25. Terence Thomas-VU	So	13	LB	40	26	66	5.1



2008



2004



2003



1998



2008 caa football review



2008 CAA Football

Individual Steller Games Through games of Jan 09, 2009



200-Yard Rushing Performances

- 240 Josh Vaughan (Richmond) at Hofstra (Nov 08, 2008)
- 206 Rodney Landers (James Madison) vs MASSACHUSETTS (Sep 13, 2008)
- 204 Tony Nelson (Massachusetts) vs HOFSTRA (Nov 22, 2008)

100-Yard Rushing Performances

- 240 Josh Vaughan (Richmond) at Hofstra (Nov 08, 2008)
- 206 Rodney Landers (James Madison) vs MASSACHUSETTS (Sep 13, 2008)
- 204 Tony Nelson (Massachusetts) vs HOFSTRA (Nov 22, 2008)
- 185 Rodney Landers (James Madison) vs DELAWARE (Nov 01, 2008)
- 180 Terrance Riggins (William and Mary) vs VMI (Sep 13, 2008)
- 175 Tony Nelson (Massachusetts) at Northeastern (Oct 11, 2008)
- 171 Tony Nelson (Massachusetts) vs ALBANY (Aug 30, 2008)
- 170 Brock Jackolski (Hofstra) at Bucknell (Oct 11, 2008)
- 169 Alex Broomfield (Northeastern) vs MASSACHUSETTS (Oct 11, 2008)
- 166 Rodney Landers (James Madison) vs WOFFORD (Nov 29, 2008)
- 164 Chad Kackert (New Hampshire) at Rhode Island (Sep 13, 2008)
- 163 Tony Nelson (Massachusetts) vs DELAWARE (Oct 04, 2008)
- 162 Josh Vaughan (Richmond) vs Montana (Dec 19, 2008)
- 157 Josh Vaughan (Richmond) vs GEORGETOWN (Oct 25, 2008)
- 156 Rodney Landers (James Madison) at Maine (Sep 27, 2008)
- 156 Josh Vaughan (Richmond) at Massachusetts (Oct 18, 2008)
- 156 Josh Vaughan (Richmond) vs DELAWARE (Nov 15, 2008)
- 155 Junior Jabbie (Delaware) at Hofstra (Oct 25, 2008)
- 154 Tony Nelson (Massachusetts) at New Hampshire (Nov 15, 2008)
- 152 Alex Broomfield (Northeastern) vs UC DAVIS (Sep 27, 2008)
- 145 Rodney Landers (James Madison) vs WILLIAM AND MARY (Nov 15, 2008)
- 144 Brock Jackolski (Hofstra) vs RHODE ISLAND (Sep 20, 2008)
- 144 Jonathan Grimes (William and Mary) at New Hampshire (Oct 11, 2008)
- 143 Rodney Landers (James Madison) vs VILLANOVA (Dec 06, 2008)
- 141 Junior Jabbie (Delaware) vs TOWSON (Nov 08, 2008)
- 137 Aaron Ball (Villanova) at William and Mary (Oct 04, 2008)
- 136 Pushaun Brown (Maine) vs IONA (Nov 01, 2008)
- 134 Josh Vaughan (Richmond) at William and Mary (Nov 22, 2008)
- 133 Rodney Landers (James Madison) vs HOFSTRA (Oct 04, 2008)
- 133 Rodney Landers (James Madison) at Villanova (Oct 25, 2008)
- 133 Josh Vaughan (Richmond) at Appalachian State (Dec 06, 2008)
- 131 Robert Simpson (New Hampshire) vs HOFSTRA (Nov 01, 2008)
- 131 Eugene Holloman (James Madison) at Towson (Nov 22, 2008)
- 130 Jonathan Grimes (William and Mary) vs NORTHEASTERN (Nov 08, 2008)
- 130 Eugene Holloman (James Madison) vs WILLIAM AND MARY (Nov 15, 2008)
- 126 Alex Broomfield (Northeastern) at Georgia Southern (Sep 13, 2008)
- 125 Robert Simpson (New Hampshire) vs MASSACHUSETTS (Nov 15, 2008)
- 123 Aaron Ball (Villanova) vs RICHMOND (Sep 27, 2008)
- 123 Josh Vaughan (Richmond) at VMI (Oct 04, 2008)
- 122 Everette Benjamin (Hofstra) vs NORTHEASTERN (Nov 15, 2008)
- 121 Jared Turcotte (Maine) at Rhode Island (Nov 15, 2008)
- 120 Jared Turcotte (Maine) vs HOFSTRA (Oct 18, 2008)
- 119 Josh Vaughan (Richmond) at Elon (Aug 30, 2008)
- 117 Rodney Landers (James Madison) at Towson (Nov 22, 2008)



2008 caa football review



2008 CAA Football Individual Steller Games Through games of Jan 09, 2009



- 116 Eugene Holloman (James Madison) vs WOFFORD (Nov 29, 2008)
- 113 Rodney Landers (James Madison) vs APPALACHIAN STATE (Sep 20, 2008)
- 113 Michael Brusko (Maine) vs HOFSTRA (Oct 18, 2008)
- 111 Matt Castor (Towson) vs RHODE ISLAND (Oct 11, 2008)
- 111 Jonathan Grimes (William and Mary) vs RHODE ISLAND (Oct 25, 2008)
- 110 John Griffin (Northeastern) vs RHODE ISLAND (Nov 22, 2008)
- 109 Tony Nelson (Massachusetts) at James Madison (Sep 13, 2008)
- 108 Jhamal Fluellen (Maine) vs STONY BROOK (Sep 13, 2008)
- 108 Matt Castor (Towson) vs COLUMBIA (Sep 27, 2008)
- 108 Aaron Ball (Villanova) vs JAMES MADISON (Oct 25, 2008)
- 106 Chad Kackert (New Hampshire) vs ALBANY (Sep 20, 2008)
- 105 Aaron Ball (Villanova) at Delaware (Nov 22, 2008)
- 105 Eugene Holloman (James Madison) vs MONTANA (Dec 12, 2008)
- 104 Jhamal Fluellen (Maine) at Iowa (Aug 30, 2008)
- 103 Josh Vaughan (Richmond) vs TOWSON (Sep 13, 2008)
- 102 Jhamal Fluellen (Maine) at Monmouth (Sep 02, 2008)
- 102 Alex Broomfield (Northeastern) at Towson (Oct 04, 2008)
- 102 Christopher Whitney (Villanova) at Delaware (Nov 22, 2008)
- 101 Johnathon Smith (Delaware) vs WEST CHESTER (Sep 13, 2008)

Number of 100-Yard Rushing Performances

- Rodney Landers, James Madison - 10
- Josh Vaughan, Richmond - 10
- Tony Nelson, Massachusetts - 6
- Aaron Ball, Villanova - 4
- Alex Broomfield, Northeastern - 4
- Eugene Holloman, James Madison - 4
- Jhamal Fluellen, Maine - 3
- Jonathan Grimes, William and Mary - 3
- Matt Castor, Towson - 2
- Junior Jabbie, Delaware - 2
- Brock Jackolski, Hofstra - 2
- Chad Kackert, New Hampshire - 2
- Robert Simpson, New Hampshire - 2
- Jared Turcotte, Maine - 2
- Everette Benjamin, Hofstra - 1
- Pushaun Brown, Maine - 1
- Michael Brusko, Maine - 1
- John Griffin, Northeastern - 1
- Terrance Riggins, William and Mary - 1
- Johnathon Smith, Delaware - 1
- Christopher Whitney, Villanova - 1

500-Yard Passing Performances

None



2008 caa football review



2008 CAA Football Individual Steller Games Through games of Jan 09, 2009



400-Yard Passing Performances

436 Derek Cassidy (Rhode Island) vs NEW HAMPSHIRE (Sep 13, 2008)

300-Yard Passing Performances

- 436 Derek Cassidy (Rhode Island) vs NEW HAMPSHIRE (Sep 13, 2008)
- 395 Liam Coen (Massachusetts) at Holy Cross (Sep 06, 2008)
- 389 Liam Coen (Massachusetts) vs BRYANT (Oct 25, 2008)
- 373 Sean Schaefer (Towson) vs RHODE ISLAND (Oct 11, 2008)
- 358 Sean Schaefer (Towson) vs NORTHEASTERN (Oct 04, 2008)
- 344 Robby Schoenhoft (Delaware) vs MAINE (Oct 11, 2008)
- 339 Liam Coen (Massachusetts) at James Madison (Sep 13, 2008)
- 338 Jake Phillips (William and Mary) at Delaware (Oct 18, 2008)
- 330 Sean Schaefer (Towson) at Navy (Aug 30, 2008)
- 326 Sean Schaefer (Towson) at Villanova (Nov 15, 2008)
- 315 Sean Schaefer (Towson) vs JAMES MADISON (Nov 22, 2008)
- 310 Jake Phillips (William and Mary) at New Hampshire (Oct 11, 2008)
- 309 R.J. Toman (New Hampshire) at Rhode Island (Sep 13, 2008)
- 309 Sean Schaefer (Towson) at New Hampshire (Oct 25, 2008)
- 307 R.J. Archer (William and Mary) vs VILLANOVA (Oct 04, 2008)
- 305 R.J. Toman (New Hampshire) vs WILLIAM AND MARY (Oct 11, 2008)

Number of 300-Yard Passing Performances

- Sean Schaefer, Towson - 6
- Liam Coen, Massachusetts - 3
- R.J. Toman, New Hampshire - 2
- Jake Phillips, William and Mary - 2
- Derek Cassidy, Rhode Island - 1
- R.J. Archer, William and Mary - 1
- Robby Schoenhoft, Delaware - 1

200-Yard Receiving Performances

262 Victor Cruz (Massachusetts) at James Madison (Sep 13, 2008)

100-Yard Receiving Performances

- 262 Victor Cruz (Massachusetts) at James Madison (Sep 13, 2008)
- 182 Jeremy Horne (Massachusetts) vs BRYANT (Oct 25, 2008)
- 172 Jeremy Horne (Massachusetts) at Holy Cross (Sep 06, 2008)
- 153 Jimmy Hughes (Rhode Island) vs NEW HAMPSHIRE (Sep 13, 2008)
- 147 Mike Boyle (New Hampshire) vs MASSACHUSETTS (Nov 15, 2008)
- 141 Jeremy Horne (Massachusetts) vs MAINE (Nov 08, 2008)
- 139 Jordan Mitchell (Richmond) vs MAINE (Sep 20, 2008)
- 139 Victor Cruz (Massachusetts) at Northeastern (Oct 11, 2008)
- 132 Mike Boyle (New Hampshire) at Rhode Island (Sep 13, 2008)
- 132 Aaron Weaver (Hofstra) vs RICHMOND (Nov 08, 2008)
- 131 Mike Boyle (New Hampshire) at Southern Illinois (Nov 29, 2008)
- 129 Victor Cruz (Massachusetts) at Rhode Island (Nov 01, 2008)
- 126 Tommy Breaux (Towson) at Delaware (Nov 08, 2008)



2008 caa football review



2008 CAA Football Individual Steller Games Through games of Jan 09, 2009



- 121 Kevin Grayson (Richmond) at Elon (Aug 30, 2008)
- 119 Elliott Mack (William and Mary) at Delaware (Oct 18, 2008)
- 118 Shawn Leonard (Rhode Island) at Hofstra (Sep 20, 2008)
- 114 Jeremy Horne (Massachusetts) vs DELAWARE (Oct 04, 2008)
- 114 Mike Boyle (New Hampshire) vs WILLIAM AND MARY (Oct 11, 2008)
- 112 Hakeem Moore (Towson) vs NORTHEASTERN (Oct 04, 2008)
- 111 Kevin Grayson (Richmond) at Virginia (Sep 06, 2008)
- 111 Shawn Leonard (Rhode Island) at Towson (Oct 11, 2008)
- 110 Hakeem Moore (Towson) at New Hampshire (Oct 25, 2008)
- 109 Chris Plum (Northeastern) at Towson (Oct 04, 2008)
- 108 Phil Atkinson (Villanova) at Rhode Island (Oct 18, 2008)
- 107 Kevin Grayson (Richmond) vs EASTERN KENTUCKY (Nov 29, 2008)
- 106 David Newsom (Towson) at Richmond (Sep 13, 2008)
- 105 Jonathan Grimes (William and Mary) vs VILLANOVA (Oct 04, 2008)
- 105 Chase Hill (William and Mary) at Delaware (Oct 18, 2008)
- 104 Scott Sicko (New Hampshire) vs ALBANY (Sep 20, 2008)
- 103 Terrance Fox (New Hampshire) at Northeastern (Oct 18, 2008)
- 103 Terrance Fox (New Hampshire) vs TOWSON (Oct 25, 2008)
- 103 Marcus Turner (James Madison) vs WILLIAM AND MARY (Nov 15, 2008)
- 101 Ottis Lewis (Hofstra) at Maine (Oct 18, 2008)
- 101 Mike Boyle (New Hampshire) at Villanova (Nov 08, 2008)

Number of 100-Yard Receiving Performances

- Mike Boyle, New Hampshire - 5
- Jeremy Horne, Massachusetts - 4
- Victor Cruz, Massachusetts - 3
- Kevin Grayson, Richmond - 3
- Terrance Fox, New Hampshire - 2
- Shawn Leonard, Rhode Island - 2
- Hakeem Moore, Towson - 2
- Phil Atkinson, Villanova - 1
- Tommy Breaux, Towson - 1
- Jonathan Grimes, William and Mary - 1
- Chase Hill, William and Mary - 1
- Jimmy Hughes, Rhode Island - 1
- Ottis Lewis, Hofstra - 1
- Elliott Mack, William and Mary - 1
- Jordan Mitchell, Richmond - 1
- David Newsom, Towson - 1
- Chris Plum, Northeastern - 1
- Scott Sicko, New Hampshire - 1
- Marcus Turner, James Madison - 1
- Aaron Weaver, Hofstra - 1



2008 caa football review



2008 CAA Football Conference Team Game Highs Through games of Jan 09, 2009



TEAM HIGHS (highest totals made by)

Points	58	James Madison at Towson (Nov 22, 2008)
	56	James Madison vs NORTH CAROLINA CENT. (Sep 06, 2008)
	56	James Madison vs HOFSTRA (Oct 04, 2008)
	56	Richmond at VMI (Oct 04, 2008)
Points scored kicking	17	New Hampshire at Southern Illinois (Nov 29, 2008) [5fg,2pat]
	15	New Hampshire at Rhode Island (Sep 13, 2008) [3fg,6pat]
	15	Villanova vs LEHIGH (Sep 13, 2008) [4fg,3pat]
Touchdowns	8	James Madison vs NORTH CAROLINA CENT. (Sep 06, 2008)
	8	James Madison vs HOFSTRA (Oct 04, 2008)
	8	Richmond at VMI (Oct 04, 2008)
	8	Maine vs IONA (Nov 01, 2008)
	8	James Madison at Towson (Nov 22, 2008)
	8	Villanova vs COLGATE (Nov 29, 2008)
Total offense yards	621	New Hampshire vs MASSACHUSETTS (Nov 15, 2008) [326r,295p]
	593	Massachusetts vs BRYANT (Oct 25, 2008) [145r,448p]
Total offense plays	92	Hofstra at New Hampshire (Nov 01, 2008) [49r,43p]
	91	Rhode Island vs NEW HAMPSHIRE (Sep 13, 2008) [21r,70p]
Total offense yards/play	10.2	Massachusetts vs BRYANT (Oct 25, 2008) [58-593]
	9.3	William and Mary vs VMI (Sep 13, 2008) [61-570]
Rushing yards	440	James Madison at Towson (Nov 22, 2008)
	398	William and Mary vs VMI (Sep 13, 2008)
Rushing attempts	64	Villanova at Delaware (Nov 22, 2008)
	63	Maine at Massachusetts (Nov 08, 2008)
Yards per rush	9.7	William and Mary vs VMI (Sep 13, 2008) [41-398]
	8.8	Villanova vs COLGATE (Nov 29, 2008) [44-386]
Rushing TDs	7	James Madison at Towson (Nov 22, 2008)
	6	James Madison vs NORTH CAROLINA CENT. (Sep 06, 2008)
	6	James Madison vs MASSACHUSETTS (Sep 13, 2008)
	6	Richmond vs GEORGETOWN (Oct 25, 2008)
	6	Maine vs IONA (Nov 01, 2008)
	6	Villanova vs COLGATE (Nov 29, 2008)
Longest rush	78	Hofstra at Bucknell (Oct 11, 2008)
	72	Richmond at Elon (Aug 30, 2008)
	72	New Hampshire at Rhode Island (Sep 13, 2008)
Passing yards	480	Rhode Island vs NEW HAMPSHIRE (Sep 13, 2008)
	448	Massachusetts vs BRYANT (Oct 25, 2008)
Passing attempts	70	Rhode Island vs NEW HAMPSHIRE (Sep 13, 2008)
	50	Towson at New Hampshire (Oct 25, 2008)
Passing TDs	5	New Hampshire at Rhode Island (Sep 13, 2008)
	5	Rhode Island vs BROWN (Oct 04, 2008)
	5	Massachusetts vs BRYANT (Oct 25, 2008)
Longest pass	87	Richmond vs MAINE (Sep 20, 2008)
	84	Villanova at Rhode Island (Oct 18, 2008)
	84	Towson at Delaware (Nov 08, 2008)
Passes completed	38	Rhode Island vs NEW HAMPSHIRE (Sep 13, 2008)
	36	Towson at New Hampshire (Oct 25, 2008)
Had intercepted	6	William and Mary vs RICHMOND (Nov 22, 2008)
	5	Towson at Richmond (Sep 13, 2008)
	5	Hofstra at New Hampshire (Nov 01, 2008)
Pass completion pct	85.7	Northeastern at Towson (Oct 04, 2008) [18-21]
	83.3	James Madison at Richmond (Oct 11, 2008) [10-12]
Passing yards/attempt	18.7	Massachusetts vs BRYANT (Oct 25, 2008) [24-448]
	16.4	New Hampshire vs MASSACHUSETTS (Nov 15, 2008) [18-295]
Yards per catch	29.9	Massachusetts vs BRYANT (Oct 25, 2008) [15-448]
	29.5	New Hampshire vs MASSACHUSETTS (Nov 15, 2008) [10-295]

2008 caa football review



2008 CAA Football Team Game Highs Through games of Jan 09, 2009

Field goal attempts	5	New Hampshire at Southern Illinois (Nov 29, 2008)
	4	New Hampshire at Rhode Island (Sep 13, 2008)
	4	Villanova vs LEHIGH (Sep 13, 2008)
	4	Hofstra vs ALBANY (Sep 13, 2008)
	4	Hofstra vs RHODE ISLAND (Sep 20, 2008)
	4	Villanova vs RICHMOND (Sep 27, 2008)
	4	Massachusetts vs RICHMOND (Oct 18, 2008)
	4	Richmond at William and Mary (Nov 22, 2008)
	4	Rhode Island at Northeastern (Nov 22, 2008)
	4	Richmond at Appalachian State (Dec 06, 2008)
Field goals made	5	New Hampshire at Southern Illinois (Nov 29, 2008)
	4	Villanova vs LEHIGH (Sep 13, 2008)
	4	Villanova vs RICHMOND (Sep 27, 2008)
Longest field goal	54	Hofstra vs NORTHEASTERN (Nov 15, 2008)
	53	Richmond at Hofstra (Nov 08, 2008)
Field goal pct	100.0	New Hampshire at Southern Illinois (Nov 29, 2008) [5-5]
	100.0	Villanova vs LEHIGH (Sep 13, 2008) [4-4]
	100.0	Villanova vs RICHMOND (Sep 27, 2008) [4-4]
	100.0	Rhode Island vs NEW HAMPSHIRE (Sep 13, 2008) [3-3]
	100.0	Richmond vs MAINE (Sep 20, 2008) [3-3]
	100.0	James Madison at Richmond (Oct 11, 2008) [3-3]
	100.0	Delaware vs WEST CHESTER (Sep 13, 2008) [2-2]
	100.0	Northeastern at Georgia Southern (Sep 13, 2008) [2-2]
	100.0	Richmond at Villanova (Sep 27, 2008) [2-2]
	100.0	Maine at Delaware (Oct 11, 2008) [2-2]
	100.0	William and Mary at Delaware (Oct 18, 2008) [2-2]
	100.0	New Hampshire at Northeastern (Oct 18, 2008) [2-2]
	100.0	Hofstra at Maine (Oct 18, 2008) [2-2]
	100.0	William and Mary vs RHODE ISLAND (Oct 25, 2008) [2-2]
	100.0	Villanova vs JAMES MADISON (Oct 25, 2008) [2-2]
	100.0	Richmond at Hofstra (Nov 08, 2008) [2-2]
	100.0	James Madison vs WILLIAM AND MARY (Nov 15, 2008) [2-2]
PAT kicks attempted	8	James Madison vs NORTH CAROLINA CENT. (Sep 06, 2008)
	8	James Madison vs HOFSTRA (Oct 04, 2008)
	8	Richmond at VMI (Oct 04, 2008)
	8	Maine vs IONA (Nov 01, 2008)
	8	James Madison at Towson (Nov 22, 2008)
	8	Villanova vs COLGATE (Nov 29, 2008)
PAT kicks made	8	James Madison vs NORTH CAROLINA CENT. (Sep 06, 2008)
	8	James Madison vs HOFSTRA (Oct 04, 2008)
	8	Richmond at VMI (Oct 04, 2008)
PAT kicks pct	100.0	James Madison vs NORTH CAROLINA CENT. (Sep 06, 2008) [8-8]
	100.0	James Madison vs HOFSTRA (Oct 04, 2008) [8-8]
	100.0	Richmond at VMI (Oct 04, 2008) [8-8]
	100.0	James Madison vs MASSACHUSETTS (Sep 13, 2008) [7-7]
	100.0	William and Mary vs VMI (Sep 13, 2008) [7-7]
	100.0	Massachusetts at Rhode Island (Nov 01, 2008) [7-7]
	100.0	New Hampshire vs MASSACHUSETTS (Nov 15, 2008) [7-7]
	100.0	Massachusetts at Holy Cross (Sep 06, 2008) [6-6]
	100.0	New Hampshire at Rhode Island (Sep 13, 2008) [6-6]
	100.0	Richmond vs TOWSON (Sep 13, 2008) [6-6]
	100.0	Delaware vs WEST CHESTER (Sep 13, 2008) [6-6]
	100.0	William and Mary vs NORFOLK STATE (Sep 20, 2008) [6-6]
	100.0	New Hampshire at Dartmouth (Sep 27, 2008) [6-6]
	100.0	Hofstra at Bucknell (Oct 11, 2008) [6-6]
	100.0	Villanova at Rhode Island (Oct 18, 2008) [6-6]



2008



2004



2003



1998

2008 caa football review



2008 CAA Football

Team Game Highs Through games of Jan 09, 2009



100.0	New Hampshire vs TOWSON (Oct 25, 2008) [6-6]
100.0	Massachusetts vs BRYANT (Oct 25, 2008) [6-6]
100.0	Richmond vs GEORGETOWN (Oct 25, 2008) [6-6]
100.0	New Hampshire vs HOFSTRA (Nov 01, 2008) [6-6]
100.0	James Madison vs WILLIAM AND MARY (Nov 15, 2008) [6-6]
100.0	Massachusetts at James Madison (Sep 13, 2008) [5-5]
100.0	Richmond vs MAINE (Sep 20, 2008) [5-5]
100.0	James Madison vs APPALACHIAN STATE (Sep 20, 2008) [5-5]
100.0	Delaware vs ALBANY (Sep 27, 2008) [5-5]
100.0	Northeastern at Towson (Oct 04, 2008) [5-5]
100.0	Villanova at William and Mary (Oct 04, 2008) [5-5]
100.0	William and Mary at New Hampshire (Oct 11, 2008) [5-5]
100.0	William and Mary vs NORTHEASTERN (Nov 08, 2008) [5-5]
100.0	Maine at Rhode Island (Nov 15, 2008) [5-5]
100.0	Richmond vs EASTERN KENTUCKY (Nov 29, 2008) [5-5]
100.0	James Madison vs WOFFORD (Nov 29, 2008) [5-5]
100.0	Massachusetts vs ALBANY (Aug 30, 2008) [4-4]
100.0	Richmond at Elon (Aug 30, 2008) [4-4]
100.0	New Hampshire at Army (Sep 06, 2008) [4-4]
100.0	Maine vs STONY BROOK (Sep 13, 2008) [4-4]
100.0	Towson vs COLUMBIA (Sep 27, 2008) [4-4]
100.0	William and Mary vs VILLANOVA (Oct 04, 2008) [4-4]
100.0	Massachusetts at Northeastern (Oct 11, 2008) [4-4]
100.0	Richmond vs JAMES MADISON (Oct 11, 2008) [4-4]
100.0	William and Mary vs RHODE ISLAND (Oct 25, 2008) [4-4]
100.0	William and Mary at Towson (Nov 01, 2008) [4-4]
100.0	Delaware vs TOWSON (Nov 08, 2008) [4-4]
100.0	Richmond at Hofstra (Nov 08, 2008) [4-4]
100.0	Towson at Villanova (Nov 15, 2008) [4-4]
100.0	Richmond vs DELAWARE (Nov 15, 2008) [4-4]
100.0	New Hampshire at Maine (Nov 22, 2008) [4-4]
100.0	Massachusetts vs HOFSTRA (Nov 22, 2008) [4-4]
100.0	James Madison vs VILLANOVA (Dec 06, 2008) [4-4]
100.0	Rhode Island vs MONMOUTH (Aug 30, 2008) [3-3]
100.0	Villanova at West Virginia (Aug 30, 2008) [3-3]
100.0	Maine at Monmouth (Sep 02, 2008) [3-3]
100.0	Towson vs MORGAN STATE (Sep 06, 2008) [3-3]
100.0	William and Mary at NC State (Sep 06, 2008) [3-3]
100.0	Villanova vs LEHIGH (Sep 13, 2008) [3-3]
100.0	Northeastern at Georgia Southern (Sep 13, 2008) [3-3]
100.0	New Hampshire vs ALBANY (Sep 20, 2008) [3-3]
100.0	Delaware at Furman (Sep 20, 2008) [3-3]
100.0	Northeastern at Syracuse (Sep 20, 2008) [3-3]
100.0	James Madison at Maine (Sep 27, 2008) [3-3]
100.0	Northeastern vs MASSACHUSETTS (Oct 11, 2008) [3-3]
100.0	Rhode Island at Towson (Oct 11, 2008) [3-3]
100.0	James Madison at Richmond (Oct 11, 2008) [3-3]
100.0	Maine at Delaware (Oct 11, 2008) [3-3]
100.0	William and Mary at Delaware (Oct 18, 2008) [3-3]
100.0	New Hampshire at Northeastern (Oct 18, 2008) [3-3]
100.0	Northeastern vs NEW HAMPSHIRE (Oct 18, 2008) [3-3]
100.0	Rhode Island at William and Mary (Oct 25, 2008) [3-3]
100.0	Maine at Massachusetts (Nov 08, 2008) [3-3]
100.0	Villanova vs NEW HAMPSHIRE (Nov 08, 2008) [3-3]
100.0	Massachusetts at New Hampshire (Nov 15, 2008) [3-3]
100.0	William and Mary at James Madison (Nov 15, 2008) [3-3]

2008 caa football review



2008 CAA Football

Team Game Highs Through games of Jan 09, 2009



	100.0	Maine vs NEW HAMPSHIRE (Nov 22, 2008) [3-3]
	100.0	Villanova at Delaware (Nov 22, 2008) [3-3]
	100.0	Richmond at Northern Iowa (Dec 13, 2008) [3-3]
	100.0	Richmond vs Montana (Dec 19, 2008) [3-3]
	100.0	Northeastern at Ball State (Aug 28, 2008) [2-2]
	100.0	Towson at Richmond (Sep 13, 2008) [2-2]
	100.0	Maine at Richmond (Sep 20, 2008) [2-2]
	100.0	Massachusetts at Texas Tech (Sep 20, 2008) [2-2]
	100.0	Richmond at Villanova (Sep 27, 2008) [2-2]
	100.0	Villanova vs RICHMOND (Sep 27, 2008) [2-2]
	100.0	Towson vs NORTHEASTERN (Oct 04, 2008) [2-2]
	100.0	Massachusetts vs DELAWARE (Oct 04, 2008) [2-2]
	100.0	Towson at New Hampshire (Oct 25, 2008) [2-2]
	100.0	Delaware at Hofstra (Oct 25, 2008) [2-2]
	100.0	James Madison at Villanova (Oct 25, 2008) [2-2]
	100.0	Towson vs WILLIAM AND MARY (Nov 01, 2008) [2-2]
	100.0	Villanova at Northeastern (Nov 01, 2008) [2-2]
	100.0	Northeastern vs VILLANOVA (Nov 01, 2008) [2-2]
	100.0	Hofstra vs RICHMOND (Nov 08, 2008) [2-2]
	100.0	Northeastern at William and Mary (Nov 08, 2008) [2-2]
	100.0	Northeastern at Hofstra (Nov 15, 2008) [2-2]
	100.0	Delaware at Richmond (Nov 15, 2008) [2-2]
	100.0	Richmond at William and Mary (Nov 22, 2008) [2-2]
	100.0	William and Mary vs RICHMOND (Nov 22, 2008) [2-2]
	100.0	Northeastern vs RHODE ISLAND (Nov 22, 2008) [2-2]
	100.0	Hofstra at Massachusetts (Nov 22, 2008) [2-2]
	100.0	New Hampshire at Southern Illinois (Nov 29, 2008) [2-2]
	100.0	James Madison vs MONTANA (Dec 12, 2008) [2-2]
2-point PAT attempts	2	Hofstra at New Hampshire (Nov 01, 2008)
	2	Hofstra vs NORTHEASTERN (Nov 15, 2008)
2-point PATs made	2	Hofstra at New Hampshire (Nov 01, 2008)
	1	Hofstra vs RHODE ISLAND (Sep 20, 2008)
	1	James Madison at Richmond (Oct 11, 2008)
	1	Towson at Delaware (Nov 08, 2008)
	1	Maine at Northern Iowa (Nov 29, 2008)
	1	James Madison vs MONTANA (Dec 12, 2008)
Punts	10	Rhode Island at Fordham (Sep 07, 2008)
	10	Delaware vs WILLIAM AND MARY (Oct 18, 2008)
Longest punt	70	Massachusetts at James Madison (Sep 13, 2008)
	66	Hofstra vs RHODE ISLAND (Sep 20, 2008)
	66	Villanova vs TOWSON (Nov 15, 2008)
Yards punted	428	Rhode Island at Fordham (Sep 07, 2008) [10-428]
	408	William and Mary at NC State (Sep 06, 2008) [9-408]
Punting avg	51.0	Rhode Island vs MAINE (Nov 15, 2008) [3-153]
	50.7	New Hampshire at Villanova (Nov 08, 2008) [3-152]
Punt returns	7	Richmond vs MAINE (Sep 20, 2008)
	5	Delaware vs WEST CHESTER (Sep 13, 2008)
	5	Villanova at William and Mary (Oct 04, 2008)
	5	New Hampshire at Northeastern (Oct 18, 2008)
Punt return yards	133	Richmond vs MAINE (Sep 20, 2008)
	98	William and Mary vs NORTHEASTERN (Nov 08, 2008)
Punt return avg	36.0	William and Mary vs RICHMOND (Nov 22, 2008) [2-72]
	34.5	James Madison at Richmond (Oct 11, 2008) [2-69]
Punt return TDs	1	James Madison vs NORTH CAROLINA CENT. (Sep 06, 2008)
	1	James Madison vs HOFSTRA (Oct 04, 2008)
	1	James Madison at Richmond (Oct 11, 2008)



2008 caa football review



2008 CAA Football Team Game Highs Through games of Jan 09, 2009

	1	James Madison vs DELAWARE (Nov 01, 2008)
	1	William and Mary vs NORTHEASTERN (Nov 08, 2008)
	1	William and Mary vs RICHMOND (Nov 22, 2008)
	1	Rhode Island at Northeastern (Nov 22, 2008)
	1	New Hampshire at Southern Illinois (Nov 29, 2008)
Longest punt return	89	William and Mary vs NORTHEASTERN (Nov 08, 2008)
	80	William and Mary vs RICHMOND (Nov 22, 2008)
Kick returns	10	Rhode Island vs NEW HAMPSHIRE (Sep 13, 2008)
	9	Massachusetts at James Madison (Sep 13, 2008)
	9	Massachusetts at New Hampshire (Nov 15, 2008)
Kick return yards	254	Hofstra at New Hampshire (Nov 01, 2008)
	214	Rhode Island vs NEW HAMPSHIRE (Sep 13, 2008)
Kick return avg	59.5	Delaware vs TOWSON (Nov 08, 2008) [2-119]
	47.0	New Hampshire at Army (Sep 06, 2008) [2-94]
Longest kick return	99	James Madison vs APPALACHIAN STATE (Sep 20, 2008)
	98	Delaware vs TOWSON (Nov 08, 2008)
Kick return TDs	1	New Hampshire at Army (Sep 06, 2008)
	1	James Madison vs APPALACHIAN STATE (Sep 20, 2008)
	1	William and Mary vs VILLANOVA (Oct 04, 2008)
	1	Rhode Island at Towson (Oct 11, 2008)
	1	Delaware at James Madison (Nov 01, 2008)
	1	Delaware vs TOWSON (Nov 08, 2008)
	1	Villanova vs COLGATE (Nov 29, 2008)
Interceptions	6	Richmond at William and Mary (Nov 22, 2008)
	5	Richmond vs TOWSON (Sep 13, 2008)
	5	New Hampshire vs HOFSTRA (Nov 01, 2008)
	5	Richmond at Appalachian State (Dec 06, 2008)
Interception return yds	207	New Hampshire vs HOFSTRA (Nov 01, 2008)
	113	Richmond vs TOWSON (Sep 13, 2008)
	113	Northeastern vs UC DAVIS (Sep 27, 2008)
	113	New Hampshire vs MASSACHUSETTS (Nov 15, 2008)
Interception return avg	54.5	New Hampshire vs TOWSON (Oct 25, 2008) [2-109]
	41.4	New Hampshire vs HOFSTRA (Nov 01, 2008) [5-207]
Longest interception rtn	100	New Hampshire vs MASSACHUSETTS (Nov 15, 2008)
	100	New Hampshire at Northern Iowa (Dec 06, 2008)
Interception return TDs	2	Richmond vs TOWSON (Sep 13, 2008)
	2	New Hampshire vs HOFSTRA (Nov 01, 2008)
Fumbles lost	3	Northeastern vs MASSACHUSETTS (Oct 11, 2008)
	3	Massachusetts vs BRYANT (Oct 25, 2008)
	3	Delaware at James Madison (Nov 01, 2008)
	3	Hofstra at Massachusetts (Nov 22, 2008)
	3	James Madison vs MONTANA (Dec 12, 2008)
Fumbles recovered	4	New Hampshire at Army (Sep 06, 2008)
	3	Northeastern at Georgia Southern (Sep 13, 2008)
	3	Massachusetts at Northeastern (Oct 11, 2008)
	3	Richmond vs GEORGETOWN (Oct 25, 2008)
	3	James Madison vs DELAWARE (Nov 01, 2008)
	3	Massachusetts vs HOFSTRA (Nov 22, 2008)
Sacked by opp	8	Rhode Island vs MASSACHUSETTS (Nov 01, 2008)
	7	Hofstra at Connecticut (Aug 28, 2008)
	7	Rhode Island at Fordham (Sep 07, 2008)
	7	Rhode Island vs VILLANOVA (Oct 18, 2008)
QB sacks	8	Massachusetts at Rhode Island (Nov 01, 2008)
	7	Maine vs STONY BROOK (Sep 13, 2008)
	7	Villanova at Rhode Island (Oct 18, 2008)
	7	Richmond vs Montana (Dec 19, 2008)

2008 caa football review



2008 CAA Football Team Game Highs Through games of Jan 09, 2009

Turnovers committed	7	Hofstra at New Hampshire (Nov 01, 2008)
	7	William and Mary vs RICHMOND (Nov 22, 2008)
Turnovers caused	7	New Hampshire vs HOFSTRA (Nov 01, 2008)
	7	Richmond at William and Mary (Nov 22, 2008)
	7	Richmond at Appalachian State (Dec 06, 2008)
Kicks blocked	3	James Madison at Towson (Nov 22, 2008)
	2	Delaware vs WEST CHESTER (Sep 13, 2008)
	2	Villanova at William and Mary (Oct 04, 2008)
	2	William and Mary vs VILLANOVA (Oct 04, 2008)
	2	Rhode Island vs BROWN (Oct 04, 2008)
	2	Rhode Island at Towson (Oct 11, 2008)
First downs	2	Rhode Island at Northeastern (Nov 22, 2008)
	30	William and Mary vs VMI (Sep 13, 2008)
1st downs rushing	30	Maine vs IONA (Nov 01, 2008)
	23	Maine vs IONA (Nov 01, 2008)
1st downs passing	21	James Madison vs MONTANA (Dec 12, 2008)
	22	Rhode Island vs NEW HAMPSHIRE (Sep 13, 2008)
	18	New Hampshire at Rhode Island (Sep 13, 2008)
	18	Hofstra vs ALBANY (Sep 13, 2008)
1st downs by penalty	18	William and Mary at New Hampshire (Oct 11, 2008)
	5	Rhode Island vs BROWN (Oct 04, 2008)
	4	Richmond at Virginia (Sep 06, 2008)
	4	William and Mary vs NORFOLK STATE (Sep 20, 2008)
	4	Rhode Island at Boston College (Sep 27, 2008)
	4	Massachusetts at Northeastern (Oct 11, 2008)
	4	Towson at Villanova (Nov 15, 2008)
	4	Maine vs NEW HAMPSHIRE (Nov 22, 2008)
Penalties	14	Hofstra vs NORTHEASTERN (Nov 15, 2008)
	11	Massachusetts at Holy Cross (Sep 06, 2008)
	11	Massachusetts at Northeastern (Oct 11, 2008)
	11	Hofstra at Bucknell (Oct 11, 2008)
	11	Maine vs NORTHEASTERN (Oct 25, 2008)
Penalties yards	115	Maine vs NORTHEASTERN (Oct 25, 2008)
	112	Massachusetts at Northeastern (Oct 11, 2008)



2008



2004



2003



1998

caa football style guide

For information regarding the CAA Football style guide and the corresponding schools' usage, please contact Scott Meyer, CAA Football Director of Communications by phone (804.754.1616) or by email (smeyer@caasports).

Logo Usage: Below (broken up by division) are the CAA Football member schools' primary logos and helmet illustrations to be used for publication.

CAA FOOTBALL -- NORTH DIVISION

HOFSTRA "PRIDE"



CAA FOOTBALL -- SOUTH DIVISION

DELAWARE "BLUE HENS"



MAINE "BLACK BEARS"



JAMES MADISON "DUKES"



MASSACHUSETTS "MINUTEMEN"



RICHMOND "SPIDERS"



NEW HAMPSHIRE "WILDCATS"



TOWSON "TIGERS"



NORTHEASTERN "HUSKIES"



VILLANOVA "WILDCATS"



RHODE ISLAND "RAMS"



WILLIAM AND MARY "TRIBE"





SAVE THE DATE
JULY 29, 2009

CAA
FOOTBALL

MEDIA DAY



JULY 29, 2009 | 9 A.M.
ESPNNZONE | BALTIMORE, MD

