

We're excited about the start of another CAA basketball season as the opening of practice is just a few weeks away. The conference is celebrating its 25th Anniversary in 2009-10, and along with remembering the great moments from the past, we're hoping this season will provide plenty of new highlights.

QUICK HITS FOR 2009-10:

- Nine players who earned All-CAA honors in 2008-09 are back this season. Leading the list are first-team honorees Matt Janning of Northeastern, Charles Jenkins of Hofstra and Gerald Lee of Old Dominion, along with second-team pick Larry Sanders of VCU.
- There will be plenty of familiar faces around the CAA as teams welcome back better than 73 percent of their starters (44-of-60) from a year ago. UNC Wilmington and Old Dominion return their entire starting fives and Drexel, James Madison, Northeastern, Towson, VCU and William and Mary have four starters returning.
- For the first time in conference history, five CAA teams received postseason berths in 2008-09. CAA champion VCU made its fifth post-season appearance and third NCAA Tournament trip in the past six years. George Mason reached the postseason for the seventh time in the past decade and took eventual champion Penn State to overtime in the NIT. Old Dominion reached postseason play for the fifth consecutive year and captured the championship of the inaugural CollegelInsider.com Tournament with a 66-62 victory at Bradley. James Madison advanced to the semifinals of the CIT, recording its first post-season win since 1983. Northeastern advanced to the quarterfinals of the College Basketball Invitational, earning its first postseason victory since 1984.
- Fifteen of the league's top 20 scorers are back from last season, as are 10 of the top 15 players in rebounding and nine of the top 10 in assists.



This prospectus contains a breakdown of all 12 CAA teams and information is current as of September 15, 2009, but is subject to change.

CAA Basketball Media Day will be held on Tuesday, October 20 at the ESPNZone in Washington, D.C. We hope you're able to join us.

If there is any other information that you need, feel free to contact the CAA office at any time.

Rob Washburn, Associate Commissioner/Communications
Office Phone: 804-754-1616, ext. 19
Cell Phone: 804-229-4796
E-Mail: rwashburn@caasports.com
Web Site: www.caasports.com






RETURNING STAT LEADERS

Top Returning Scorers


Charles Jenkins, Hofstra	Jr.	G	19.7 ppg
Chad Tomko, UNC Wilmington	Jr.	G	15.6 ppg
Gerald Lee, Old Dominion	Sr.	F/C	15.5 ppg
Jawan Carter, Delaware	Jr.	G	15.0 ppg
Matt Janning, Northeastern	Sr.	G	14.3 ppg
David Schneider, William & Mary	Sr.	G	14.1 ppg
Alphonso Dawson, Delaware	Jr.	G	14.1 ppg
Johnny Wolf, UNC Wilmington	Sr.	G	13.9 ppg
Danny Sumner, William & Mary	Sr.	F	13.4 ppg
Joe Dukes, Georgia State	Sr.	G	12.8 ppg



Charles Jenkins

Top Returners In Rebounding

Larry Sanders, VCU	Jr.	F	8.6 rpg
Evan Neisler, Drexel	Sr.	F	6.9 rpg
Samme Givens, Drexel	So.	F	6.8 rpg
Ben Finney, Old Dominion	Jr.	G/F	6.0 rpg
Dominique Lacy, UNC Wilmington	Jr.	F	5.9 rpg
Gerald Lee, Old Dominion	Sr.	F/C	5.7 rpg
Greg Washington, Hofstra	Jr.	F	5.6 rpg
Julius Wells, James Madison	So.	F	5.5 rpg
Robert Nwankwo, Towson	Jr.	F	5.4 rpg
Frank Hassell, Old Dominion	Jr.	F	5.3 rpg



Larry Sanders

Top Returners In Assists

Brian Johnson, Delaware	Sr.	G	5.0 apg
Darius James, Old Dominion	Jr.	G	4.5 apg
Chad Tomko, UNC Wilmington	Jr.	G	4.4 apg
Joe Dukes, Georgia State	Sr.	G	4.3 apg
Charles Jenkins, Hofstra	Jr.	G	4.3 apg
Troy Franklin, Towson	So.	G	4.2 apg
Brian Morris, Towson	Jr.	G	3.9 apg
Cam Long, George Mason	Jr.	G	3.2 apg
Chaiison Allen, Northeastern	Jr.	G	3.1 apg
Jamie Harris, Drexel	Jr.	G	3.0 apg




Brian Johnson

RETURNING STAT LEADERS



Top Returners In Steals

Chad Tomko, UNC Wilmington	Jr.	G	2.2 spg
Joey Rodriguez, VCU	Jr.	G	1.8 spg
Chaiison Allen, Northeastern	Jr.	G	1.8 spg
Joe Dukes, Georgia State	Sr.	G	1.7 spg
Troy Franklin, Towson	So.	G	1.7 spg
Ben Finney, Old Dominion	Jr.	G/F	1.7 spg
Matt Janning, Northeastern	Sr.	G	1.5 spg
Charles Jenkins, Hofstra	Jr.	G	1.4 spg
Pierre Curtis, James Madison	Sr.	G	1.4 spg
David Schneider, William & Mary	Jr.	G	1.3 spg



Chad Tomko

Top Returners In Three-Pointers Made

Josh Thornton, Towson	Sr.	G	80
Julius Wells, James Madison	So.	F	78
Chad Tomko, UNC Wilmington	Jr.	G	77
David Schneider, William & Mary	Sr.	G	73
Cornelius Vines, Hofstra	Sr.	G	72
Trae Goldston, Georgia State	Sr.	G	64
Johnny Wolf, UNC Wilmington	Jr.	G	64
Jawan Carter, Delaware	Jr.	G	62
Joey Rodriguez, VCU	Jr.	G	62



Josh Thornton

Top Returners In Blocked Shots

Larry Sanders, VCU	Jr.	F	2.7 bpg
Greg Washington, Hofstra	Jr.	F	2.3 bpg
Robert Nwankwo, Towson	Jr.	F	1.5 bpg
Leon Spencer, Drexel	Sr.	F	1.5 bpg
Louis Birdsong, George Mason	Sr.	F	1.1 bpg



Larry Sanders



DELAWARE • BLUE HENS

DELAWARE

631 S. College Avenue
Newark, DE 19716
www.bluehens.com

THE SCHOOL

DATE FOUNDED: 1743
ENROLLMENT: 16,000
PRESIDENT: Dr. Patrick T. Harker
ATHLETIC DIRECTOR: Bernard M. Muir

BASKETBALL PROGRAM


HOME COURT: Bob Carpenter Center (5,000)
FIRST VARSITY SEASON: 1905-06
ALL-TIME RECORD: 1,043-1,126-2
NCAA APPEARANCES (Last): 4 (1999)
NIT APPEARANCES (Last): 1 (2000)
COLORS: Royal Blue and Gold
2008-09 RECORD: 13-19/6-12 in CAA



MEDIA CONTACT

KEVIN TRITT

ktritt@udel.edu
302-831-8715 (office)
302-383-5005 (cell)
302-831-8653 (fax)



Jawan Carter

TEAM INFORMATION

Starters Returning (3):

Jawan Carter, 5-11, Jr., G 15.0 ppg, 2.4 rpg
Alphonso Dawson, 6-4, Jr., G 14.1 ppg, 5.3 rpg
Brian Johnson, 5-10, Sr., G 10.0 ppg, 2.5 rpg, 5.0 apg

Other Top Returnees:

D.J. Boney, 6-5, Jr., G 4.3 ppg, 2.0 rpg
Edwin Santiago, 6-2, Jr., G 2.3 ppg, 1.2 rpg
Adam Pegg, 6-9, So., C 1.6 ppg, 1.6 rpg

Key Losses:

Marc Egerson, F 15.4 ppg, 10.3 rpg
1st team All-CAA
Jim Ledsome, F 5.5 ppg, 5.8 rpg



Jawan Carter



Alphonso Dawson



MONTÉ ROSS

Head Coach

Assistants:

R.C. Kehoe
Stephen Stewart
Jeff Rafferty

Year	School	Record
2006-07	Delaware	5-26
2007-08	Delaware	14-17
2008-09	Delaware	13-19

Delaware	3 seasons	32-62
Career	3 seasons	32-62

2009-10 ROSTER

No.	Name	Pos.	Cl.	Ht.	Wt.	Hometown/Previous School
0	Kelvin McNeil	F	Fr.	6-7	210	Newport News, Va./Massanutten Military
3	Jawan Carter	G	Jr.	5-11	185	Chester, Pa./Tatnall/Saint Joseph's Univ.
5	Brian Johnson	G	Sr.	5-10	185	Annapolis, Md./Mt. St. Joseph's/Winchendon Prep
11	Alphonso Dawson	G	Jr.	6-4	198	Harrisburg, Pa./Harrisburg
12	Samer Madarani	G	So.	5-10	150	Newark, Del./Sanford
21	D.J. Boney	G	Jr.	6-5	195	Wilmington, Del./Tatnall
23	Hakim McCullar	F	So.	6-8	240	Cincinnati, Ohio/Maine Central/Rhode Island
24	Edwin Santiago	G	Jr.	6-2	175	Wilmington, Del./Sanford
41	Adam Pegg	C	So.	6-9	235	Clearwater, Fla./Clearwater
	Josh Brinkley	F	Fr.	6-6	220	Richmond, Va./Douglas Freeman
	Jamelle Hagins	F	Fr.	6-8	210	Roanoke, Va./William Fleming
	Malcolm Hawkins	G	Fr.	6-6	200	Virginia Beach, Va./Norview

DREXEL

3141 Chestnut Street
Philadelphia, PA 19104
www.drexeldragons.com

THE SCHOOL

DATE FOUNDED: 1891
ENROLLMENT: 21, 537
PRESIDENT (Interim): C.R. "Chuck" Pennoni
ATHLETIC DIRECTOR: Dr. Eric Zillmer


BASKETBALL PROGRAM

HOME COURT: Daskalakis Athletic Center (2,532)
FIRST VARSITY SEASON: 1894-95
ALL-TIME RECORD: 1,146-974
NCAA APPEARANCES (Last): 4 (1996)
NIT APPEARANCES (Last): 5 (2007)
COLORS: Navy Blue and Gold
2008-09 RECORD: 15-14/10-8 in CAA



MEDIA CONTACT

MIKE TUBEROSA
tuberosa@drexel.edu
215-895-1591 (office)
267-258-3714 (cell)
215-895-2038 (fax)



Gerald Colds

TEAM INFORMATION

Starters Returning (4):

Gerald Colds, 6-1, Jr., G	9.0 ppg, 2.3 rpg
Jamie Harris, 5-10, Jr., G	8.1 ppg, 2.8 rpg
Evan Neisler, 6-8, Sr., F	7.8 ppg, 6.9 rpg
Kenny Tribbett, 6-9, Sr., F	2.7 ppg, 3.1 rpg

Other Top Returnees:

Leon Spencer, 6-8, Sr., F	6.5 ppg, 4.9 rpg
Samme Givens, 6-5, So., F	5.6 ppg, 6.8 rpg

CAA All-Rookie team

Key Losses:


Scott Rodgers, G	13.6 ppg, 5.1 rpg
Tramayne Hawthorne, G	8.6 ppg, 2.9 rpg



Gerald Colds



Evan Neisler



BRUISER FLINT

Head Coach

Assistants:

Mike Connors
Tony Chiles
Ashley Howard

Year	School	Record
1996-01	Massachusetts	86-72
2001-02	Drexel	14-14
2002-03	Drexel	19-12
2003-04	Drexel	18-11
2004-05	Drexel	17-12
2005-06	Drexel	15-16
2006-07	Drexel	23-9
2007-08	Drexel	12-20
2008-09	Drexel	15-14

Drexel	8 seasons	133-108
Career	13 seasons	219-180

2009-10 ROSTER

No.	Name	Pos.	Cl.	Ht.	Wt.	Hometown/Previous School
1	Yannick Formbor	F	Jr.	6-8	245	Roselle, N.J./St. Patrick's
3	Chris Fouch	G	Fr.	6-2	170	New York, N.Y./Rice
5	Leon Spencer	F	Sr.	6-8	217	Charlotte, N.C./Brunswick C.C.
11	Gerald Colds	G	Jr.	6-1	180	New York, N.Y./St. Raymond's
12	Jamie Harris	G	Jr.	5-10	175	New York, N.Y./Wings Academy
14	Bill Lally	G	Sr.	6-0	170	Philadelphia, Pa./Roman Catholic
21	Kevin Phillip	F	So.	6-6	225	Brooklyn, N.Y./Bishop Loughlin
32	Derrick Thomas	G	Fr.	6-4	190	New York, N.Y./St. John's College (D.C.)
33	Evan Neisler	F	Sr.	6-8	225	Raleigh, N.C./Boston College
42	Kenny Tribbett	F	Sr.	6-9	240	Berlin, N.J./Chester (Pa.)
44	Daryl McCoy	F	Fr.	6-9	270	Hartford, Conn./Hartford Public
45	Samme Givens	F	So.	6-5	225	Philadelphia, Pa./Academy of the New Church
54	Shannon Givens	G	Fr.	6-0	190	Philadelphia, Pa./Fels



GEORGE MASON • PATRIOTS

GEORGE MASON

4400 University Drive
Fairfax, VA 22030
GoMason.com

THE SCHOOL

DATE FOUNDED: 1957
ENROLLMENT: 30,714
PRESIDENT: Dr. Alan G. Merten
ATHLETIC DIRECTOR: Tom O'Connor

BASKETBALL PROGRAM

HOME COURT: Patriot Center (10,000)
FIRST VARSITY SEASON: 1966-67
ALL-TIME RECORD: 614-607
NCAA APPEARANCES (Last): 5 (2008)
NIT APPEARANCES (Last): 4 (2009)
COLORS: Green and Gold
2008-09 RECORD: 22-11/13-5 in CAA



MEDIA CONTACT

RICHARD COCO
rcoco@gmu.edu
703-993-3264 (office)
703-338-3194 (cell)
703-993-3259 (fax)



Cam Long



Louis Birdsong

TEAM INFORMATION

Starters Returning (2):

Cam Long, 6-4, Jr., G 11.7 ppg, 4.8 rpg
3rd team All-CAA

Louis Birdsong, 6-6, Sr., F 6.4 ppg, 3.5 rpg

Other Top Returnees:

Ryan Pearson, 6-6, So., F 7.0 ppg, 3.6 rpg
CAA All-Rookie

Andre Cornelius, 5-10, So., G 5.5 ppg, 1.8 rpg
Mike Morrison, 6-9, So., F 4.0 ppg, 2.5 rpg
Isaiah Tate, 6-4, Jr., G 1.9 ppg, 1.6 rpg

Key Losses:

John Vaughan, G 10.8 ppg, 4.5 rpg
2nd team All-CAA

Darryl Monroe, F 10.5 ppg, 7.7 rpg
2nd team All-CAA

Dre Smith, G 8.9 ppg, 2.8 rpg



Cam Long



JIM LARRANAGA

Head Coach

Assistants:

Chris Caputo
Michael Huger
Eric Konkol

Year	School	Record
1977-79	American International	28-25
1986-97	Bowling Green	170-144
1997-98	George Mason	9-18
1998-99	George Mason	19-11
1999-00	George Mason	19-11
2000-01	George Mason	18-12
2001-02	George Mason	19-10
2002-03	George Mason	16-12
2003-04	George Mason	23-10
2004-05	George Mason	16-13
2005-06	George Mason	27-8
2006-07	George Mason	18-15
2007-08	George Mason	23-11
2008-09	George Mason	22-11
Mason		12 seasons
Career		25 seasons
		426-312

2009-10 ROSTER

No.	Name	Pos.	Cl.	Ht.	Wt.	Hometown/Previous School
1	Paris Bennett	F	Fr.	6-6	216	Linden, N.J./St. Patrick
3	Kevin Foster	F	Fr.	6-7	211	Lakeland, Fla./Kathleen
4	Vertrail Vaughns	G	Fr.	6-2	184	Mesquite, Texas/Mesquite
10	Jimmy Nolan	G	So.	6-0	170	Plantation, Fla./Archbishop McCarthy
13	Isaiah Tate	G	Jr.	6-4	214	Upper Marlboro, Md./DeMatha
14	Luke Hancock	F	Fr.	6-5	189	Roanoke, Va./Hidden Valley/Hargrave
15	Sherrod Wright	G	Fr.	6-4	193	Mount Vernon, N.Y./Mount Vernon
20	Cam Long	G	Jr.	6-4	187	Palm Bay, Fla./Freedom (Va.)
22	Mike Morrison	F	So.	6-9	222	St. Petersburg, Fla./Lakewood
23	Rashad Whack	G	Fr.	6-2	179	Hyattsville, Md./Bishop McNamara
24	Ryan Pearson	F	So.	6-6	230	Far Rockaway, N.Y./Christ the King
32	Johnny Williams	F	Fr.	6-8	249	Memphis, Tenn./Briarcrest Christian
33	Louis Birdsong	F	Sr.	6-6	230	Baltimore, Md./Mount St. Joseph
45	Andre Cornelius	G	So.	5-10	172	Charlotte, N.C./Victory Christian

GEORGIA STATE

125 Decatur Street
Atlanta, GA 30303
www.GeorgiaStateSports.com

THE SCHOOL

DATE FOUNDED: 1913
ENROLLMENT: 29,000
PRESIDENT: Dr. Mark P. Becker
ATHLETIC DIRECTOR: Cheryl L. Levick

BASKETBALL PROGRAM

HOME COURT: GSU Sports Arena (4,500)
FIRST VARSITY SEASON: 1963-64
ALL-TIME RECORD: 438-801
NCAA APPEARANCES (Last): 2 (2001)
NIT APPEARANCES (Last): 1 (2002)
COLORS: Blue and White
2008-09 RECORD: 12-20/8-10 in CAA



MEDIA CONTACT

ALLISON GEORGE
ageorge@gsu.edu
404-413-4032 (office)
678-595-7728 (cell)
404-413-4035 (fax)



Joe Dukes

TEAM INFORMATION

Starters Returning (3):

Joe Dukes, 6-1, Sr., G 12.8 ppg, 4.7 rpg
3rd team All-CAA
Trae Goldston, 6-0, Sr., G 10.8 ppg, 1.5 rpg
Trey Hampton, 6-7, Sr., F 4.4 ppg, 3.6 rpg

Other Top Returnees:

Dante Curry, 6-4, Jr., G 6.9 ppg, 1.6 rpg
Xavier Hansbro, 6-10, Sr., F 4.9 ppg, 2.8 rpg
Ousman Krubally, 6-6, Sr., F 2.9 ppg, 2.9 rpg

Key Losses:

Leonard Mendez, G 8.8 ppg, 2.9 rpg
Rashad Chase, F 5.1 ppg, 5.8 rpg



Joe Dukes



Trae Goldston



ROD BARNES

Head Coach

Assistants:

Paul Graham
Scepter Brownlee
William Small

Year	School	Record
1998-06	Mississippi	141-109
2007-08	Georgia State	9-21
2008-09	Georgia State	12-20

Georgia State 2 seasons	21-41
Career 10 seasons	162-150

2009-10 ROSTER

No.	Name	Pos.	Cl.	Ht.	Wt.	Hometown/Previous School
1	Trey Hampton	F	Sr.	6-7	225	Hoover, Ala./Mississippi
2	Joe Dukes	G	Sr.	6-1	175	Cuthbert, Ga./Wake Forest
3	Marques Johnson	G	Jr.	6-5	205	Fort Wayne, Ind./N.C. State
4	James Fields	G	So.	6-3	195	Savannah, Ga./Urban Christian
5	Mi'kyel Nero	G	So.	6-4	205	Richmond, Va./Brunswick (NC) CC
11	Trae Goldston	G	Sr.	6-0	175	Decatur, Ga./IMG Academy (Fla.)
12	Dante Curry	G	Jr.	6-4	190	Orlando, Fla./South Florida
14	Jihad Ali	G	So.	6-4	180	Atlanta, Ga./Martin Luther King
22	James Vincent	C	Fr.	6-10	230	Columbus, Ga./Northside
23	Xavier Hansbro	F	Sr.	6-10	230	Trezevant, Tenn./Mississippi
24	Ousman Krubally	F	Sr.	6-6	195	Atlanta, Ga./W.D. Mohammed
30	Kevin Lott	F	Sr.	6-7	210	Atlanta, Ga./Sandy Creek
55	Jamar Taylor	F	Jr.	6-8	230	Charleston, S.C./Brunswick (NC) CC



HOFSTRA • PRIDE

HOFSTRA

147 Stadium Bldg.
Hempstead, NY 11549
www.hofstra.edu/athletics

THE SCHOOL

DATE FOUNDED: 1935
ENROLLMENT: 12,400
PRESIDENT: Stuart Rabinowitz
ATHLETIC DIRECTOR: Jack Hayes


BASKETBALL PROGRAM

HOME COURT: Mack Sports Complex (5,047)
FIRST VARSITY SEASON: 1936-37
ALL-TIME RECORD: 1,083-799
NCAA APPEARANCES (Last): 4 (2001)
NIT APPEARANCES (Last): 4 (2007)
COLORS: Gold, White and Blue
2008-09 RECORD: 21-11/11-7 in CAA



MEDIA CONTACT

JEREMY KNIFFIN
jeremy.kniffin@hofstra.edu
516-463-6759 (office)
516-523-6185 (cell)
516-463-5033 (fax)



Charles Jenkins

TEAM INFORMATION

Starters Returning (2):

Charles Jenkins, 6-3, Jr., G 19.7 ppg, 4.8 rpg
1st team All-CAA
Nathaniel Lester, 6-5, Jr., G 6.6 ppg, 4.3 rpg

Other Top Returnees:

Cornelius Vines, 6-2, Sr., G 10.5 ppg, 2.4 rpg
Greg Washington, 6-10, Jr., F 5.6 ppg, 5.6 rpg
CAA All-Defense
Miklos Szabo, 6-9, Sr., F 4.1 ppg, 5.1 rpg

Key Losses:

Dane Johnson, F 4.2 ppg, 4.7 rpg
Greg Johnson, G 2.7 ppg, 2.1 rpg
Tony Dennison, G 5.7 ppg, 1.9 rpg



Charles Jenkins



Nathaniel Lester



TOM PECORA

Head Coach

Assistants:

Van Macon
David Duke
Michael Kelly

Year	School	Record
2001-02	Hofstra	12-20
2002-03	Hofstra	8-21
2003-04	Hofstra	14-15
2004-05	Hofstra	21-9
2005-06	Hofstra	26-7
2006-07	Hofstra	22-10
2007-08	Hofstra	12-18
2008-09	Hofstra	21-11

Hofstra	8 seasons	136-111
Career	8 seasons	136-111

2009-10 ROSTER

No.	Name	Pos.	Cl.	Ht.	Wt.	Hometown/Previous School
1	Nathaniel Lester	G	Jr.	6-5	200	Brooklyn, N.Y./Canarsie
2	Miklos Szabo	F	Sr.	6-9	250	Szeghalom, Hungary/Broward C.C.
3	Brad Kelleher	G	Jr.	6-0	180	Victoria, Australia/Brisbane/Midland Coll.
5	Chaz Williams	G	Fr.	5-9	170	Brooklyn, N.Y./Bishop Ford
11	David Imes	F	Fr.	6-7	210	Brooklyn, N.Y./Boys & Girls/Winchendon Prep
12	Paul Bilbo	F	Fr.	6-8	220	Oyster Bay, N.Y./St. Dominic
15	Halil Kanacevic	F	Fr.	6-8	230	Staten Island, N.Y./Curtis
20	Yves Jules	F	Fr.	6-2	170	Brooklyn, N.Y./Canarsie/Winchendon Prep
22	Charles Jenkins	G	Jr.	6-3	220	Queens, N.Y./Springfield Gardens
23	Cornelius Vines	G	Sr.	6-2	190	Syracuse, N.Y./Henniger/Iowa Lakes C.C.
32	Greg Washington	F	Jr.	6-10	215	Centereach, N.Y./Central Islip/Winchendon Prep
35	Matt Grogan	G	Fr.	6-5	190	Briarwood, N.Y./Archbishop Molloy

JAMES MADISON

MSC 2301 Intercollegiate Athletics
Harrisonburg, VA 22807
www.JMUSports.com

THE SCHOOL

DATE FOUNDED: 1908
ENROLLMENT: 18,000
PRESIDENT: Dr. Linwood H. Rose
ATHLETIC DIRECTOR: Jeff Bourne

BASKETBALL PROGRAM

HOME COURT: JMU Convocation Center (7,156)
FIRST VARSITY SEASON: 1969-70
ALL-TIME RECORD: 613-510
NCAA APPEARANCES (Last): 4 (1994)
NIT APPEARANCES (Last): 5 (1993)
COLORS: Purple and Gold
2008-09 RECORD: 21-15/9-9 in CAA



MEDIA CONTACT

GARY MICHAEL
michaeg1@jmu.edu
540-568-6154 (office)
540-430-1780 (cell)
540-568-3703 (fax)



Julius Wells



Devon Moore

TEAM INFORMATION

Starters Returning (4):


Julius Wells, 6-5, So., F	11.6 ppg, 5.5 rpg
	CAA Rookie of the Year
Devon Moore, 6-4, So., G	10.7 ppg, 3.7 rpg
	CAA All-Rookie
Pierre Curtis, 6-3, Sr., G	9.3 ppg, 4.2 rpg
Dazzmond Thornton, 6-7, Sr., F	6.0 ppg, 3.2 rpg

Other Top Returnees:

Andrey Semenov, 6-7, So., F	8.2 ppg, 4.1 rpg
Ben Louis, 6-3, Jr., G	2.9 ppg, 2.2 rpg

Key Losses:

Juwann James, F	14.1 ppg, 4.8 rpg
	2nd team All-CAA
Kyle Swanston, F	11.6 ppg, 3.5 rpg



Julius Wells



MATT BRADY

Head Coach

Assistants:

Rob O'Driscoll
Carlin Hartman
Corey Stitzel

Year	School	Record
2005-08	Marist	73-50
2008-09	James Madison	21-15

JMU	1 Season	21-15
Career	5 seasons	94-65

2009-10 ROSTER

No.	Name	Pos.	Cl.	Ht.	Wt.	Hometown/Previous School
11	Andrey Semenov	F	So.	6-7	195	St. Petersburg, Russia/Blue Ridge School
14	Ben Louis	G	Jr.	6-3	190	Melbourne, Australia/St. Francis Xavier
25	Ryan Knight	G	So.	6-2	180	Tulsa, Okla./Holland Hall
31	Matt Parker	F	Sr.	6-8	220	Charlotte, N.C./Statesville Christian
32	Alvin Brown	F	Fr.	6-10	210	Fort Washington, Md./Friendship Collegiate
34	Julius Wells	F	So.	6-5	190	Toledo, Ohio/Libbey
40	Devon Moore	G	So.	6-4	165	Columbus, Ohio/Northland
51	Pierre Curtis	G	Sr.	6-3	180	Denver, Colo./East/Charis (NC) Prep
55	Dazzmond Thornton	F	Sr.	6-7	275	Denver, Colo./East/Texas Tech
	Eric Beard	F	Fr.	6-7	180	Reynoldsville, Ohio/New Creations Christ.
	Denzel Bowles	F	Jr.	6-10	260	Virginia Beach, Va./Kempsville/Texas A&M
	Alioune Diouf	G	Fr.	6-5	205	Powder Springs, Ga./McEachern
	Trevon Flores	F	Fr.	6-10	210	Harvey, La./Helen Cox
	Darren White	G	Fr.	6-3	180	Danville, Va./Dan River



UNC WILMINGTON • SEAHAWKS

UNC WILMINGTON

601 South College Road
Wilmington, NC 28403
www.UNCWSports.com

THE SCHOOL

DATE FOUNDED: 1947
ENROLLMENT: 12,000
PRESIDENT: Dr. Rosemary DePaolo
ATHLETIC DIRECTOR: Kelly Mehrtens


BASKETBALL PROGRAM

HOME COURT: Trask Coliseum (6,100)
FIRST VARSITY SEASON: 1963-64
ALL-TIME RECORD: 800-714
NCAA APPEARANCES (Last): 4 (2006)
NIT APPEARANCES (Last): 2 (2001)
COLORS: Teal, Gold and Navy Blue
2008-09 RECORD: 7-25/3-15 in CAA



MEDIA CONTACT

JOE BROWNING
browningj@uncw.edu
910-962-3236 (office)
910-352-0628 (cell)
910-962-3686 (fax)



Chad Tomko

TEAM INFORMATION

Starters Returning (5):

Chad Tomko, 5-11, Jr., G

15.6 ppg, 3.7 rpg, 4.6 apg

3rd team All-CAA

Johnny Wolf, 6-3, Sr., G

13.9 ppg, 3.7 rpg

Dominique Lacy, 6-7, Jr., F

10.4 ppg, 5.9 rpg

Montez Downey, 6-5, Sr., G

8.5 ppg, 2.7 rpg

Darryl Felder, 6-3, Jr., G

4.1 ppg, 2.2 rpg

Other Top Returnees:

Josh Sheets, 6-4, Sr., G

2.9 ppg, 0.8 rpg

Daniel Mercer, 6-6, Sr., F

2.3 ppg, 2.1 rpg

Darion Jeralds, 6-1, Sr., G

2.0 ppg, 1.3 rpg

Key Losses:

Kevon Moore, G

9.1 ppg, 4.1 rpg

Jerel Stephenson, G

7.7 ppg, 5.0 rpg



Chad Tomko



Johnny Wolf

BENNY MOSS

Head Coach

Assistants:

Justin Furr

Brooks Lee

Henry Dickerson



Year	School	Record
2006-07	UNC Wilmington	7-22
2007-08	UNC Wilmington	20-13
2008-09	UNC Wilmington	7-25

UNCW	3 seasons	34-60
Career	3 seasons	34-60

2009-10 ROSTER

No.	Name	Pos.	Cl.	Ht.	Wt.	Hometown/Previous School
1	Montez Downey	G	Sr.	6-5	225	Oxford, N.C./Bishop McGuinness
2	Keith Rendleman	G	Fr.	6-7	210	Iron Station, N.C./East Lincoln
3	Darion Jeralds	G	Sr.	6-1	165	Winston-Salem, N.C./West Forsyth
4	Matt Wilson	C	Fr.	6-11	220	Raleigh, N.C./Ravenscroft
5	Chad Tomko	G	Jr.	5-11	165	Charlotte, N.C./Independence
12	Josh Sheets	G	Sr.	6-4	205	Lafayette, Ind./Charis Prep
14	Johnny Wolf	G	Sr.	6-3	190	Cincinnati, Ohio/St. Xavier/Xavier University
21	Dominique Lacy	F	Jr.	6-7	210	Florence, S.C./Wilson
22	Jeremy Basnight	G/F	Jr.	6-5	200	Moyock, N.C./Currituck/Brunswick CC
24	Will Ohuaregbe	F	Fr.	6-8	255	London, England/New Horizons/Fork Union
30	Daryl Felder	G	Jr.	6-3	185	Cerritos, Calif./Diamond Bar
31	Trevor Deloach	G	So.	6-4	190	Saluda, S.C./Saluda/Chipola JC
32	John Fields	F	Jr.	6-9	230	Fayetteville, N.C./Jack Britt/East Carolina
34	Ahmad Grant	G	Jr.	6-3	175	Peoria, Ill./Richwoods/Olney Central
50	Daniel Mercer	F	Sr.	6-6	200	Raleigh, N.C./Broughton

NORTHEASTERN

360 Huntington Ave.
Boston, MA 02115
www.GoNU.com

THE SCHOOL

DATE FOUNDED: 1898
ENROLLMENT: 15,339
PRESIDENT: Dr. Joseph Aoun
ATHLETIC DIRECTOR: Peter Roby


BASKETBALL PROGRAM

HOME COURT: Matthews Arena (6,000)
FIRST VARSITY SEASON: 1920-21
ALL-TIME RECORD: 1,055-975
NCAA APPEARANCES (Last): 7 (1991)
NIT APPEARANCES (Last): 1 (2005)
COLORS: Red and Black
2008-09 RECORD: 19-13/12-6 in CAA



MEDIA CONTACT

THOMAS CHEN
chen@gonu.com
617-373-4154 (office)
914-843-7185 (cell)
617-373-3152 (fax)



Matt Janning

TEAM INFORMATION

Starters Returning (4):

Matt Janning, 6-4, Sr., G 14.3 ppg, 4.7 rpg
1st team All-CAA
Manny Adako, 6-8, Sr., F 11.3 ppg, 4.2 rpg
3rd team All-CAA
Chaiison Allen, 6-4, Jr., G 10.4 ppg, 5.2 rpg, 3.1 apg
CAA All-Defense
Nkem Ojougboh, 6-9, Sr., C 7.4 ppg, 4.6 rpg

Other Top Returnees:

Baptiste Bataille, 5-10, Sr., G 3.5 ppg, 1.0 rpg
Vinny Lima, 6-10, Jr., F 1.8 ppg, 1.4 rpg

Key Losses:

Eugene Spates, F 7.9 ppg, 3.2 rpg
Chris Alvarez, F 2.6 ppg, 3.3 rpg



Manny Adako



Matt Janning



BILL COEN

Head Coach

Assistants:

Tom Murphy
Jim McCarthy
Antonio Reynolds-Dean

Year	School	Record
2006-07	Northeastern	13-19
2007-08	Northeastern	14-17
2008-09	Northeastern	19-13

NU	3 seasons	46-49
Career	3 seasons	46-49

2009-10 ROSTER

No.	Name	Pos.	Cl.	Ht.	Wt.	Hometown/Previous School
1	Chris Avenant	G	Fr.	6-4	193	Loomis, Calif./Sacramento
3	Chaiison Allen	G	Jr.	6-4	190	Murfreesboro, Tenn./Oakland
10	Kauri Black	F	Fr.	6-7	213	Rialto, Calif./Eisenhower/Bridgton Acad.
11	Vinny Lima	F	Jr.	6-10	220	Sao Vicente, Cape Verde/Jose Augusto Pinto
14	Jonathan Lee	G	Fr.	6-2	196	Flint, Mich./Flint Carmen-Ainworth/Hun School
15	Brian McDonald	G	Sr.	6-2	180	Southbury, Conn./Pomperaug
20	Joel Smith	G	Fr.	6-4	175	Leander, Texas/Leander
21	Dinko Marshavelski	F	Fr.	6-11	240	Plovdiv, Bulgaria/Wilbraham & Monson Acad.
22	Alwayne Bigby	G/F	Fr.	6-5	207	Toronto, Ontario/Eastern Commerce C.I.
23	Matt Janning	G/F	Sr.	6-4	198	Watertown, Minn./Watertown-Mayer
24	Mathiang Muo	G/F	Fr.	6-6	227	Punchbowl, Australia/Patterson School
25	Baptiste Bataille	G	Sr.	5-10	189	Ferin, France/Community Christian
32	Manny Adako	F	Sr.	6-8	254	Decatur, Ga./Towers/Winchendon Prep
33	Ben Felix	C	So.	6-11	240	Mill Bay, British Columbia/Berkshire School
54	Nkem Ojougboh	C	Sr.	6-9	220	Scottsdale, Ariz./Christian Acad./UT-San Antonio



OLD DOMINION • MONARCHS

OLD DOMINION

Norfolk, VA 23529
www.ODUSports.com

THE SCHOOL

DATE FOUNDED: 1930
ENROLLMENT: 23,500
PRESIDENT: John Broderick
ATHLETIC DIRECTOR: Dr. Jim Jarrett

BASKETBALL PROGRAM

HOME COURT: Constant Convocation Center (8,424)
FIRST VARSITY SEASON: 1930-31
ALL-TIME RECORD: 1,164-827
NCAA APPEARANCES (Last): 9 (2007)
NIT APPEARANCES (Last): 10 (2006)
COLORS: Slate Blue, Silver and Light Blue
2008-09 RECORD: 25-10/12-6 in CAA



MEDIA CONTACT

CAROL HUDSON, JR.
chudson@odu.edu
757-683-3395 (office)
757-613-3135 (cell)
757-683-3119 (fax)



Gerald Lee



Ben Finney

TEAM INFORMATION

Starters Returning (5):

Gerald Lee, 6-10, Sr., C/F	15.5 ppg, 5.7 rpg
	1st team All-CAA
Ben Finney, 6-5, Jr., F	9.9 ppg, 6.0 rpg
Frank Hassell, 6-8, Jr., F	7.5 ppg, 5.3 rpg
Marsharee Neely, 6-3, Sr., G	7.1 ppg, 2.8 rpg
Darius James, 6-1, Jr., G	6.9 ppg, 2.4 rpg, 4.5 apg

Other Top Returnees:


Keyon Carter, 6-8, Jr., F	7.9 ppg, 4.6 rpg
Kent Bazemore, 6-5, So., G/F	4.5 ppg, 3.1 rpg

Key Loss:

Jonathan Adams, F	5.1 ppg, 3.8 rpg
-------------------	------------------



Gerald Lee



BLAINE TAYLOR

Head Coach

Assistants:

Jim Corrigan
Rob Wilkes
John Richardson

Year	School	Record
1991-98	Montana	142-65
2001-02	Old Dominion	13-16
2002-03	Old Dominion	12-15
2003-04	Old Dominion	17-12
2004-05	Old Dominion	28-6
2005-06	Old Dominion	24-10
2006-07	Old Dominion	24-9
2007-08	Old Dominion	18-16
2008-09	Old Dominion	25-10
ODU		8 seasons 161-94
Career		15 seasons 303-159

2009-10 ROSTER

No.	Name	Pos.	Cl.	Ht.	Wt.	Hometown/Previous School
1	Nick Wright	C	Fr.	6-8	215	Suffolk, Va./Nansemond River
2	Josh Hicks	G	Fr.	6-2	180	Winston-Salem, N.C./Mt. Tabor
3	Darius James	G	Jr.	6-1	170	Virginia Beach, Va./Tallwood
12	Gerald Lee	C/F	Sr.	6-10	250	Uusikaupunki, Finland/Korihait
15	Trian Iliadis	G	So.	6-4	185	Perth, Western Australia/Gwelp
20	Chris Cooper	F	So.	6-9	230	Woodbridge, Va./Forest Park
21	Frank Hassell	F	Jr.	6-8	245	Chesapeake, Va./Indian River
22	Marquel De Lancey	G	So.	6-0	180	Alexandria, Va./Mt. Vernon
23	Marsharee Neely	G	Sr.	6-2	190	Greensboro, N.C./Page
24	Kent Bazemore	G/F	So.	6-5	195	Kelford, N.C./Bertie
33	Keyon Carter	F	Jr.	6-8	220	Riviera Beach, Fla./W.T. Dwyer
35	Ben Finney	G/F	Jr.	6-5	220	Portsmouth, Va./Norcom/Hargrave Military
40	Anton Larsen	F	Fr.	7-0	235	Copenhagen, Denmark

TOWSON

8000 York Road
Towson, MD 21252
www.TowsonTigers.com

THE SCHOOL

DATE FOUNDED: 1866
ENROLLMENT: 21,111
PRESIDENT: Dr. Robert Caret
ATHLETIC DIRECTOR: Mike Hermann


BASKETBALL PROGRAM

HOME COURT: Towson Center (5,000)
FIRST VARSITY SEASON: 1921-22
ALL-TIME RECORD: 566-745 (since 1958)
NCAA APPEARANCES (Last): 2 (1991)
NIT APPEARANCES (Last): 0
COLORS: Gold, White and Black
2008-09 RECORD: 12-22/5-13 in CAA



MEDIA CONTACT

PETER SCHLEHR
pschlehr@towson.edu
410-704-2232 (office)
410-916-5090 (cell)
410-704-3861 (fax)



Josh Thornton

TEAM INFORMATION

Starters Returning (4):


Josh Thornton, 6-2, Sr., G	10.9 ppg, 1.9 rpg
Jarrel Smith, 6-7, Jr., F	9.8 ppg, 4.5 rpg
Troy Franklin, 5-11, So., G	8.4 ppg, 2.8 rpg, 4.2 apg
Brian Morris, 6-6, Jr., G	5.1 ppg, 3.0 rpg, 3.9 apg

Other Top Returnees:

Robert Nwankwo, 6-8, Jr., F	4.4 ppg, 5.4 rpg
Calvin Lee, 6-8, Sr., F	5.8 ppg, 3.8 rpg
David Brewster, 6-6, Jr., F/G	4.6 ppg, 1.7 rpg

Key Losses:

Junior Hairston, F	13.0 ppg, 7.4 rpg
Rocky Coleman, G	3rd team All-CAA 4.8 ppg, 1.8 rpg



Jarrel Smith



Josh Thornton



PAT KENNEDY

Head Coach

Assistants:

Danny Nee
Jim Meil
Allen Edwards

Year	School	Record
1980-86	Iona	124-60
1986-97	Florida State	202-131
1997-2002	DePaul	67-85
2002-04	Montana	23-35
2004-05	Towson	6-23
2005-06	Towson	12-16
2006-07	Towson	15-17
2007-08	Towson	13-18
2008-09	Towson	12-22
Towson		5 seasons
Career		29 seasons
		474-407

2009-10 ROSTER

No.	Name	Pos.	Cl.	Ht.	Wt.	Hometown/Previous School
1	Isaiah Philmore	F	Fr.	6-7	210	Bel Air, Md./John Carroll
2	Jimmy Smith	G	Jr.	6-4	180	Van Nuys, Calif./Birmingham
3	Josh Brown	G	Jr.	6-1	160	Upper Marlboro, Md./Largo
5	RaShawn Polk	G	So.	6-2	200	Greensboro, N.C./Dudley
12	Eriq Gumbs	F	Fr.	6-9	225	Bear, Del./Caravel Academy
20	Brian Morris	G	Jr.	6-6	185	Camp Hill, Pa./Trinity
21	David Brewster	F/G	Jr.	6-6	205	New York, N.Y./Springbrook
22	Jarrel Smith	F	Jr.	6-7	210	Van Nuys, Calif./Birmingham
23	Josh Thornton	G	Sr.	6-2	175	Rochester, N.Y./Caesar Rodney
24	Troy Franklin	G	So.	5-11	160	Baltimore, Md./Mt. Carmel
25	Robert Nwankwo	F	Jr.	6-8	220	Upper Marlboro, Md./Parkdale
30	Danny Quinn	F	Jr.	6-7	225	Annapolis, Md./Spalding
33	Calvin Lee	F	Jr.	6-8	215	Ettrick, Va./Matoaca



VCU

1300 West Broad Street
Richmond, VA 23284
www.VCUAthletics.com

THE SCHOOL

DATE FOUNDED: 1838
ENROLLMENT: 32,000
PRESIDENT: Dr. Michael Rao
ATHLETIC DIRECTOR: Norwood Teague

BASKETBALL PROGRAM

HOME COURT: Verizon Wireless Arena at
Stuart C. Siegel Center (7,500)
FIRST VARSITY SEASON: 1968-69
ALL-TIME RECORD: 731-439
NCAA APPEARANCES (Last): 9 (2009)
NIT APPEARANCES (Last): 5 (2008)
COLORS: Black and Gold
2008-09 RECORD: 24-10/14-4 in CAA



MEDIA CONTACT

SCOTT DAY
sdday@vcu.edu
804-828-1727 (office)
804-263-6769 (cell)
804-828-9428 (fax)



Larry Sanders



Joey Rodriguez

TEAM INFORMATION

Starters Returning (4):

Larry Sanders, 6-11, Jr., F	11.3 ppg, 8.6 rpg, 2.7 bpg
Joey Rodriguez, 5-10, Jr., G	2nd team All-CAA 9.4 ppg, 2.8 rpg
Bradford Burgess, 6-5, So., F	7.4 ppg, 3.5 rpg
Kirill Pishchalnikov, 6-8, Sr., F	CAA All-Rookie 5.2 ppg, 4.6 rpg

Other Top Returnees:

Brandon Rozzell, 6-2, Jr., G	6.6 ppg, 1.7 rpg
T.J. Gwynn, 6-4, Sr., F	4.4 ppg, 2.6 rpg
Ed Nixon, 6-4, Jr., G	4.0 ppg, 2.0 rpg

Key Loss:

Eric Maynor, G	22.4 ppg, 3.6 rpg, 6.2 apg
----------------	----------------------------

CAA Player of the Year



SHAKA SMART

Head Coach

Assistants:

Will Wade
Mike Rhoades
Mike Jones

VCU	First season	0-0
Career	First Season	0-0

2009-10 ROSTER

No.	Name	Pos.	Cl.	Ht.	Wt.	Hometown/Previous School
0	Jay Gavin	G	So.	6-2	200	Seat Pleasant, Md./Bishop McNamara/Marist
1	Larry Sanders	F	Jr.	6-11	235	Fort Pierce, Fla./Port St. Lucie
2	Issiah Grayson	G	Fr.	5-11	160	Dunwoody, Ga./Findlay Prep
4	Terrance Saintil	F	So.	6-8	240	North Miami, Fla./Monsignor Pace
10	Darius Theus	G	Fr.	6-3	195	Portsmouth, Va./I.C. Norcom
11	Kirill Pishchalnikov	F	Sr.	6-8	265	Maykop, Russia/MGGTK AGU
12	Joey Rodriguez	G	Jr.	5-10	175	Oviedo, Fla./Lake Howell
20	Bradford Burgess	G	So.	6-5	215	Midlothian, Va./Benedictine
21	Jamie Skeen	F	Jr.	6-9	245	Charlotte, N.C./N. Mecklenberg/Wake Forest
30	Troy Daniels	G	Fr.	6-4	195	Roanoke, Va./William Fleming
32	Brandon Rozzell	G	Jr.	6-2	185	Richmond, Va./Highland Springs
34	David Hinton	F	Fr.	6-8	230	Winston-Salem, N.C./R.J. Reynolds
42	T.J. Gwynn	F	Sr.	6-4	205	Burlington, N.C./Cummings
50	Ed Nixon	G	Jr.	6-4	200	St. Petersburg, Fla./Lakewood

WILLIAM & MARY

751 Ukrop Way
Williamsburg, VA 23187
www.TribeAthletics.com

THE SCHOOL

DATE FOUNDED: 1693
ENROLLMENT: 7,625
PRESIDENT: W. Taylor Reveley, III
ATHLETIC DIRECTOR: Terry Driscoll



BASKETBALL PROGRAM

HOME COURT: Kaplan Arena at
William and Mary Hall (8,600)
FIRST VARSITY SEASON: 1906-07
ALL-TIME RECORD: 1,074-1,241
NCAA APPEARANCES: 0
NIT APPEARANCES (Last): 1 (1983)
COLORS: Green, Gold and Silver
2008-09 RECORD: 10-20/5-13 in CAA

Tribe

MEDIA CONTACT

KRIS SEARS
kasear@wm.edu
757-221-3368 (office)
765-860-1205 (cell)
757-221-2989 (fax)



David Schneider

TEAM INFORMATION

Starters Returning (4):


David Schneider, 6-3, Sr., G	14.1 ppg, 3.5 rpg, 2.7 apg
	3rd team All-CAA
Danny Sumner, 6-7, Sr., F	13.4 ppg, 4.4 rpg
Quinn McDowell, 6-6, So., G/F	9.3 ppg, 4.4 rpg
	CAA All-Rookie
Kendrix Brown, 6-3, So., G	3.7 ppg, 3.4 rpg

Other Top Returnees:

Sean McCurdy, 6-1, Sr., G	4.1 ppg, 2.2 rpg
Marcus Kitts, 6-9, Jr., F	3.8 ppg, 2.8 rpg
Matt McFadden, 6-2, Jr., G	2.7 ppg, 1.0 rpg

Key Losses:

Peter Stein, F	5.1 ppg, 4.2 rpg
Chris Darnell, F	4.1 ppg, 3.8 rpg



Danny Sumner



TONY SHAVER

Head Coach

Assistants:

Ben Wilkins
Jamion Christian
Jonathan Holmes

Year	School	Record
1987-2003	Hampden-Sydney	358-121
2003-04	William and Mary	7-21
2004-05	William and Mary	8-21
2005-06	William and Mary	8-20
2006-07	William and Mary	15-15
2007-08	William and Mary	17-16
2008-09	William and Mary	10-20

W&M	6 seasons	65-113
Career	23 seasons	423-234

2009-10 ROSTER

No.	Name	Pos.	Cl.	Ht.	Wt.	Hometown/Previous School
00	Steven Hess	F	Sr.	6-10	245	Charlotte, N.C./Gaston Day School
1	Kendrix Brown	G	So.	6-3	205	Norfolk, Va./Norview
2	David Schneider	G	Sr.	6-3	190	Phoenix, Ariz./Brophy Prep
12	Matt McFadden	G	Jr.	6-2	185	Medford, N.J./Shawnee
13	Andrew Pavloff	F	Fr.	6-9	210	Akron, Ohio/Wash Jesuit
20	Quinn McDowell	G/F	So.	6-6	212	Mason, Ohio/Archbishop Moeller
22	Danny Sumner	F	Sr.	6-7	225	Fairfax, Va./Paul VI
23	Kyle Gaillard	F	Fr.	6-7	210	Huntersville, N.C./North Mecklenburg
24	Sean McCurdy	G	Sr.	6-1	184	Jersey City, N.J./St. Anthony/Arkansas
25	John Treherne	G	Fr.	6-4	190	Chesapeake, Va./Norfolk Collegiate/Fork Union
31	Matt Rum	G	Fr.	6-4	180	Chapel Hill, N.C./Loyola Blakefield
33	JohnMark Ludwick	F	So.	6-8	230	San Antonio, Texas/Reagan/UT San Antonio
45	Marcus Kitts	F	Jr.	6-9	230	Holly Springs, N.C./Middle Creek



2008-09 CAA MEN'S BASKETBALL FINAL REPORT

	Conference						Overall							
	W	L	Pct.	H	A	Stk.	W	L	Pct.	H	A	N	Stk.	L10
VCU	14	4	.778	8-1	6-3	W3	24	10	.706	13-1	7-6	4-3	L1	7-3
George Mason	13	5	.722	9-0	4-5	W4	22	11	.667	14-0	6-10	1-1	L2	6-4
Old Dominion	12	6	.667	7-2	5-4	W4	25	10	.714	16-3	8-6	1-1	W4	9-1
Northeastern	12	6	.667	6-3	6-3	L1	19	13	.594	7-5	11-7	1-1	L1	4-6
Hofstra	11	7	.611	7-2	4-5	W1	21	11	.656	10-3	8-6	3-2	L1	7-3
Drexel	10	8	.556	5-4	5-4	L3	15	14	.517	8-5	7-8	0-1	L3	4-6
James Madison	9	9	.500	5-4	4-5	L3	21	15	.583	9-4	8-7	4-4	L1	5-5
Georgia State	8	10	.444	5-4	3-6	L1	12	20	.375	6-8	4-10	2-2	L1	6-4
Delaware	6	12	.333	6-3	0-9	W1	13	19	.406	8-7	3-11	2-1	L1	4-6
Towson	5	13	.278	3-6	2-7	L1	12	22	.353	6-8	4-11	2-3	L1	4-6
William and Mary	5	13	.278	3-6	2-7	W1	10	20	.333	7-8	2-11	1-1	L1	4-6
UNC Wilmington	3	15	.167	2-7	1-8	L6	7	25	.219	5-9	1-14	1-2	L3	2-8

CAA POSTSEASON HONORS

First Team All-CAA

Marc Egerson, Sr., G, Delaware
 Matt Janning, Jr., G, Northeastern
 Charles Jenkins, So., G, Hofstra
 Gerald Lee, Jr., C, Old Dominion
 Eric Maynor, Sr., G, VCU

Second Team All-CAA

Juwann James, Sr., F, James Madison
 Darryl Monroe, Sr., F, George Mason
 Scott Rodgers, Sr., G, Drexel
 Larry Sanders, So., F, VCU
 John Vaughan, Sr., G, George Mason

Third Team All-CAA

Manny Adako, Jr., F, Northeastern
 Joe Dukes, Jr., G, Georgia State
 Junior Hairston, Sr., F, Towson
 Cam Long, So., G, George Mason
 David Schneider, Jr., G, William & Mary
 Chad Tomko, So., G, UNC Wilmington

Player of the Year: Eric Maynor, VCU

Coach of the Year: Bruiser Flint, Drexel

Rookie of the Year: Julius Wells, James Madison

Def. Player of the Year: Larry Sanders, VCU

CAA Men's Basketball Championship

Richmond Coliseum - Richmond, Va.

Friday, March 6 - First Round

#8 Georgia State 54, #9 Delaware 41
 #5 Hofstra 79, #12 UNC Wilmington 66
 #7 James Madison 70, #10 William & Mary 48
 #11 Towson 73, #6 Drexel 62

Saturday, March 7 - Quarterfinals

#1 VCU 61, #8 Georgia State 52
 #4 Old Dominion 52, #5 Hofstra 51
 #2 George Mason 61, #7 James Madison 53
 #11 Towson 58, #3 Northeastern 54

Sunday, March 8 - Semifinals

#1 VCU 61, #4 Old Dominion 53
 #2 George Mason 56, #11 Towson 48

Monday, March 9 - Championship

#1 VCU 71, #2 George Mason 50

CAA STATISTICAL LEADERS

Scoring

1. Eric Maynor, VCU 22.4
 2. Charles Jenkins, HOFSTRA 19.7
 3. Chad Tomko, UNCW 15.6
 4. Gerald Lee, ODU 15.5
 5. Marc Egerson, DELAWARE 15.4

Rebounding

1. Marc Egerson, DELAWARE 10.3
 2. Larry Sanders, VCU 8.6
 3. Darryl Monroe, MASON 7.7
 4. Junior Hairston, TOWSON 7.4
 5. Evan Neisler, DREXEL 6.9

FG Percentage (Min. 4 made per game)

1. Darryl Monroe, MASON 57.3%
 2. Manny Adako, NU 56.6%
 3. Gerald Lee, ODU 54.2%
 4. Larry Sanders, VCU 51.0%
 5. Eric Maynor, VCU 46.3%

FT Percentage (Min. 2 made per game)

1. Andrey Semenov, JMU 86.5%
 2. Devon Moore, JMU 84.6%
 David Schneider, W&M 84.6%
 4. Pierre Curtis, JMU 82.6%
 5. Charles Jenkins, HOFSTRA 82.1%

Assists

1. Eric Maynor, VCU 6.2
 2. Brian Johnson, DELAWARE 5.0
 3. Darius James, ODU 4.5
 4. Chad Tomko, UNCW 4.4
 5. Joe Dukes, GEORGIA ST. 4.3

Steals

1. Chad Tomko, UNCW 2.2
 2. Joey Rodriguez, VCU 1.8
 3. Chaison Allen, NU 1.8
 4. Joe Dukes, GEORGIA ST. 1.7
 5. Troy Franklin, TOWSON 1.7

Blocks

1. Larry Sanders, VCU 2.7
 2. Greg Washington, HOFSTRA 2.3
 3. Junior Hairston, TOWSON 1.9
 4. Jim Ledsoe, DELAWARE 1.6
 5. Robert Nwankwo, TOWSON 1.5

NCAA MEN'S BASKETBALL CHAMPIONSHIP

March 19 - First Round @ Philadelphia, Pa.
 #6 UCLA 65, #11 VCU 64



NIT

March 17 - First Round @ State College, Pa.
 #2 Penn State 77, #7 George Mason 73 (ot)



COLLEGIATE BASKETBALL INVITATIONAL

March 17 - First Round @ Laramie, Wyo.
 Northeastern 64, Wyoming 62



March 23 - Quarterfinals @ El Paso, Texas
 UTEP 75, Northeastern 66

COLLEGE INSIDER.COM TOURNAMENT

March 18 - First Round @ Harrisonburg, Va.
 James Madison 69, Mount St. Mary's 58



March 19 - First Round @ Norfolk, Va.
 Old Dominion 67, The Citadel 59

March 23 - Quarterfinals @ Norfolk, Va.
 Old Dominion 70, Belmont 62

March 23 - Quarterfinals @ Lynchburg, Va.
 James Madison 88, Liberty 65

March 26 - Semifinals @ Norfolk, Va.
 Old Dominion 81, James Madison 43

March 31 - Championship @ Peoria, Ill.
 Old Dominion 66, Bradley 62

**2008-09 Colonial Athletic Association Men
CONFERENCE BASKETBALL STATISTICS
FINAL (All games)**

SCORING OFFENSE	G	W-L	Pts	Avg/G
1. VCU	34	24-10	2440	71.8
2. UNC Wilmington	32	7-25	2280	71.2
3. James Madison	36	21-15	2540	70.6
4. Delaware	32	13-19	2174	67.9
5. Old Dominion	35	25-10	2333	66.7
6. Hofstra	32	21-11	2128	66.5
7. George Mason	33	22-11	2189	66.3
8. Towson	34	12-22	2213	65.1
9. Northeastern	32	19-13	2001	62.5
10. Drexel	29	15-14	1788	61.7
11. William & Mary	30	10-20	1844	61.5
12. Georgia State	32	12-20	1929	60.3

SCORING DEFENSE	G	Pts	Avg/G
1. Old Dominion	35	2110	60.3
2. Northeastern	32	1932	60.4
3. George Mason	33	1999	60.6
4. Drexel	29	1774	61.2
5. VCU	34	2156	63.4
6. William & Mary	30	1903	63.4
7. Georgia State	32	2036	63.6
8. Hofstra	32	2126	66.4
9. James Madison	36	2465	68.5
10. Delaware	32	2244	70.1
11. Towson	34	2399	70.6
12. UNC Wilmington	32	2673	83.5

SCORING MARGIN	G	Offense	Defense	Margin
1. VCU	34	71.8	63.4	+8.4
2. Old Dominion	35	66.7	60.3	+6.4
3. George Mason	33	66.3	60.6	+5.8
4. Northeastern	32	62.5	60.4	+2.2
5. James Madison	36	70.6	68.5	+2.1
6. Drexel	29	61.7	61.2	+0.5
7. Hofstra	32	66.5	66.4	+0.1
8. William & Mary	30	61.5	63.4	-2.0
9. Delaware	32	67.9	70.1	-2.2
10. Georgia State	32	60.3	63.6	-3.3
11. Towson	34	65.1	70.6	-5.5
12. UNC Wilmington	32	71.2	83.5	-12.3

FREE THROW PCT	G	FTM	FTA	Pct.
1. James Madison	36	549	725	.757
2. Northeastern	32	446	609	.732
3. VCU	34	486	689	.705
4. Delaware	32	473	673	.703
5. Hofstra	32	490	707	.693
6. UNC Wilmington	32	392	576	.681
7. Drexel	29	428	637	.672
8. Towson	34	448	671	.668
9. William & Mary	30	326	501	.651
10. George Mason	33	385	598	.644
11. Old Dominion	35	411	643	.639
12. Georgia State	32	321	521	.616

FIELD GOAL PERCENTAGE	G	FGM	FGA	Pct.
1. VCU	34	866	1878	.461
2. George Mason	33	813	1813	.448
3. James Madison	36	870	1948	.447
4. Old Dominion	35	877	1978	.443
5. Northeastern	32	685	1580	.434
6. Georgia State	32	715	1717	.416
7. UNC Wilmington	32	809	1953	.414
8. Delaware	32	735	1778	.413
9. William & Mary	30	658	1592	.413
10. Towson	34	776	1930	.402
11. Hofstra	32	729	1851	.394
12. Drexel	29	609	1635	.372

FIELD GOAL PCT DEFENSE	G	FGM	FGA	Pct.
1. Hofstra	32	694	1762	.394
2. Drexel	29	614	1552	.396
3. VCU	34	734	1850	.397
4. George Mason	33	721	1801	.400
5. Old Dominion	35	779	1871	.416
6. James Madison	36	879	2077	.423
7. Northeastern	32	668	1570	.425
8. William & Mary	30	681	1598	.426
9. Georgia State	32	723	1660	.436
10. Towson	34	867	1956	.443
11. Delaware	32	816	1837	.444
12. UNC Wilmington	32	992	1953	.508

3-POINT FG PCT	G	3FGM	3FGA	Pct.
1. VCU	34	222	601	.369
2. James Madison	36	251	708	.355
3. Northeastern	32	185	544	.340
4. UNC Wilmington	32	270	808	.334
5. Delaware	32	231	696	.332
6. George Mason	33	178	538	.331
7. Old Dominion	35	168	515	.326
8. Georgia State	32	178	565	.315
9. Hofstra	32	180	573	.314
10. Towson	34	213	685	.311
11. William & Mary	30	202	653	.309
12. Drexel	29	142	484	.293

3-POINT FG PCT DEFENSE	G	3FGM	3FGA	Pct.
1. James Madison	36	228	746	.306
2. George Mason	33	199	645	.309
3. Old Dominion	35	215	683	.315
4. Towson	34	203	633	.321
5. Drexel	29	128	386	.332
6. Georgia State	32	210	628	.334
7. William & Mary	30	192	574	.334
8. Northeastern	32	174	516	.337
9. VCU	34	196	581	.337
10. Delaware	32	180	533	.338
11. Hofstra	32	194	569	.341
12. UNC Wilmington	32	253	694	.365

**2008-09 Colonial Athletic Association Men
CONFERENCE BASKETBALL STATISTICS
FINAL (All games)**

REBOUNDING OFFENSE	G	Rebounds	Avg/G
1. Hofstra	32	1306	40.8
2. Drexel	29	1159	40.0
3. Old Dominion	35	1332	38.1
4. George Mason	33	1191	36.1
5. Towson	34	1186	34.9
6. William & Mary	30	1023	34.1
7. Delaware	32	1089	34.0
8. James Madison	36	1220	33.9
9. VCU	34	1152	33.9
10. UNC Wilmington	32	1051	32.8
11. Georgia State	32	1048	32.8
12. Northeastern	32	989	30.9

REBOUNDING DEFENSE	G	Rebounds	Avg/G
1. Northeastern	32	985	30.8
2. Old Dominion	35	1087	31.1
3. George Mason	33	1104	33.5
4. William & Mary	30	1014	33.8
5. Georgia State	32	1085	33.9
6. VCU	34	1173	34.5
7. James Madison	36	1244	34.6
8. Drexel	29	1011	34.9
9. Hofstra	32	1136	35.5
10. Delaware	32	1198	37.4
11. Towson	34	1294	38.1
12. UNC Wilmington	32	1279	40.0

REBOUNDING MARGIN	G	Team	Avg.	Opp.	Avg. Margin
1. Old Dominion	35	1332	38.1	1087	31.1 +7.0
2. Hofstra	32	1306	40.8	1136	35.5 +5.3
3. Drexel	29	1159	40.0	1011	34.9 +5.1
4. George Mason	33	1191	36.1	1104	33.5 +2.6
5. William & Mary	30	1023	34.1	1014	33.8 +0.3
6. Northeastern	32	989	30.9	985	30.8 +0.1
7. VCU	34	1152	33.9	1173	34.5 -0.6
8. James Madison	36	1220	33.9	1244	34.6 -0.7
9. Georgia State	32	1048	32.8	1085	33.9 -1.2
10. Towson	34	1186	34.9	1294	38.1 -3.2
11. Delaware	32	1089	34.0	1198	37.4 -3.4
12. UNC Wilmington	32	1051	32.8	1279	40.0 -7.1

BLOCKED SHOTS	G	No.	Avg/G
1. Hofstra	32	168	5.3
2. Towson	34	156	4.6
3. VCU	34	155	4.6
4. Drexel	29	111	3.8
5. Old Dominion	35	122	3.5
6. George Mason	33	106	3.2
7. Delaware	32	92	2.9
8. Northeastern	32	87	2.7
9. Georgia State	32	77	2.4
10. William & Mary	30	69	2.3
11. James Madison	36	79	2.2
12. UNC Wilmington	32	37	1.2

ASSISTS	G	No.	Avg/G
1. Old Dominion	35	542	15.5
2. UNC Wilmington	32	446	13.9
3. VCU	34	469	13.8
4. William & Mary	30	409	13.6
5. Delaware	32	419	13.1
6. Towson	34	442	13.0
7. James Madison	36	427	11.9
8. Northeastern	32	371	11.6
9. George Mason	33	382	11.6
10. Georgia State	32	368	11.5
11. Hofstra	32	363	11.3
12. Drexel	29	323	11.1

STEALS	G	No.	Avg/G
1. VCU	34	257	7.6
2. Northeastern	32	236	7.4
3. Towson	34	246	7.2
4. Old Dominion	35	252	7.2
5. Georgia State	32	220	6.9
6. Hofstra	32	210	6.6
7. UNC Wilmington	32	208	6.5
8. James Madison	36	225	6.3
9. George Mason	33	201	6.1
10. William & Mary	30	180	6.0
11. Delaware	32	180	5.6
12. Drexel	29	142	4.9

TURNOVER MARGIN	G	Team	Avg.	Opp.	Avg. Margin
1. VCU	34	431	12.7	494	14.5 +1.9
2. Northeastern	32	402	12.6	448	14.0 +1.4
3. George Mason	33	393	11.9	426	12.9 +1.0
4. Old Dominion	35	430	12.3	460	13.1 +0.9
5. Georgia State	32	401	12.5	418	13.1 +0.5
6. UNC Wilmington	32	452	14.1	457	14.3 +0.2
7. Delaware	32	416	13.0	417	13.0 +0.0
8. Towson	34	441	13.0	441	13.0 +0.0
9. James Madison	36	503	14.0	478	13.3 -0.7
10. Drexel	29	367	12.7	333	11.5 -1.2
11. William & Mary	30	425	14.2	387	12.9 -1.3
12. Hofstra	32	486	15.2	442	13.8 -1.4

ASSIST/TURNOVER RATIO	G	Ast.	Avg.	T/O	Avg.	Ratio
1. Old Dominion	35	542	15.5	430	12.3	1.3
2. VCU	34	469	13.8	431	12.7	1.1
3. Delaware	32	419	13.1	416	13.0	1.0
4. Towson	34	442	13.0	441	13.0	1.0
5. UNC Wilmington	32	446	13.9	452	14.1	1.0
6. George Mason	33	382	11.6	393	11.9	1.0
7. William & Mary	30	409	13.6	425	14.2	1.0
8. Northeastern	32	371	11.6	402	12.6	0.9
9. Georgia State	32	368	11.5	401	12.5	0.9
10. Drexel	29	323	11.1	367	12.7	0.9
11. James Madison	36	427	11.9	503	14.0	0.8
12. Hofstra	32	363	11.3	486	15.2	0.7

**2008-09 Colonial Athletic Association Men
CONFERENCE BASKETBALL STATISTICS
FINAL (All games)**

OFFENSIVE REBOUNDS	G	No.	Avg/G
1. Drexel	29	445	15.3
2. Hofstra	32	487	15.2
3. Old Dominion	35	496	14.2
4. Towson	34	418	12.3
5. George Mason	33	382	11.6
6. Georgia State	32	354	11.1
7. William & Mary	30	331	11.0
8. VCU	34	362	10.6
9. Delaware	32	329	10.3
10. UNC Wilmington	32	327	10.2
11. Northeastern	32	322	10.1
12. James Madison	36	351	9.8

DEFENSIVE REBOUNDS	G	No.	Avg/G
1. Hofstra	32	819	25.6
2. Drexel	29	714	24.6
3. George Mason	33	809	24.5
4. James Madison	36	869	24.1
5. Old Dominion	35	836	23.9
6. Delaware	32	760	23.8
7. VCU	34	790	23.2
8. William & Mary	30	692	23.1
9. UNC Wilmington	32	724	22.6
10. Towson	34	768	22.6
11. Georgia State	32	694	21.7
12. Northeastern	32	667	20.8

3-POINT FG MADE	G	No.	Avg/G
1. UNC Wilmington	32	270	8.4
2. Delaware	32	231	7.2
3. James Madison	36	251	7.0
4. William & Mary	30	202	6.7
5. VCU	34	222	6.5
6. Towson	34	213	6.3
7. Northeastern	32	185	5.8
8. Hofstra	32	180	5.6
9. Georgia State	32	178	5.6
10. George Mason	33	178	5.4
11. Drexel	29	142	4.9
12. Old Dominion	35	168	4.8

**2008-09 Colonial Athletic Association Men
CONFERENCE BASKETBALL STATISTICS
FINAL (All games)**

Team	Conference	Pct.	PF	PA	Overall	Pct.	PF	PA	Current unbeaten streak
VCU	14-4	.778	71.8	60.9	24-10	.706	71.8	63.4	Old Dominion -- 4
George Mason	13-5	.722	66.4	58.6	22-11	.667	66.3	60.6	
Old Dominion	12-6	.667	63.6	60.2	25-10	.714	66.7	60.3	
Northeastern	12-6	.667	62.5	56.3	19-13	.594	62.5	60.4	
Hofstra	11-7	.611	66.2	68.4	21-11	.656	66.5	66.4	
Drexel	10-8	.556	60.7	57.1	15-14	.517	61.7	61.2	
James Madison	9-9	.500	69.9	69.0	21-15	.583	70.6	68.5	
Georgia State	8-10	.444	59.6	62.6	12-20	.375	60.3	63.6	
Delaware	6-12	.333	65.0	68.3	13-19	.406	67.9	70.1	
Towson	5-13	.278	65.1	71.9	12-22	.353	65.1	70.6	
William & Mary	5-13	.278	58.1	62.0	10-20	.333	61.5	63.4	
UNC Wilmington	3-15	.167	65.0	78.5	7-25	.219	71.2	83.5	

TEAM SUMMARIES	G	PF-PA	Avg score	Margin	FG-FGA	Pct.	3FG-FGA	Pct.	FT-FTA	Pct.	RebF	RebA	Margin
Delaware	32	2174-2244	67.9-70.1	-2.2	735-1778	.413	231-696	.332	473-673	.703	1089	1198	-3.4
Drexel	29	1788-1774	61.7-61.2	+0.5	609-1635	.372	142-484	.293	428-637	.672	1159	1011	+5.1
George Mason	33	2189-1999	66.3-60.6	+5.8	813-1813	.448	178-538	.331	385-598	.644	1191	1104	+2.6
Georgia State	32	1929-2036	60.3-63.6	-3.3	715-1717	.416	178-565	.315	321-521	.616	1048	1085	-1.2
Hofstra	32	2128-2126	66.5-66.4	+0.1	729-1851	.394	180-573	.314	490-707	.693	1306	1136	+5.3
James Madison	36	2540-2465	70.6-68.5	+2.1	870-1948	.447	251-708	.355	549-725	.757	1220	1244	-0.7
Northeastern	32	2001-1932	62.5-60.4	+2.2	685-1580	.434	185-544	.340	446-609	.732	989	985	+0.1
Old Dominion	35	2333-2110	66.7-60.3	+6.4	877-1978	.443	168-515	.326	411-643	.639	1332	1087	+7.0
Towson	34	2213-2399	65.1-70.6	-5.5	776-1930	.402	213-685	.311	448-671	.668	1186	1294	-3.2
UNC Wilmington	32	2280-2673	71.2-83.5	-12.3	809-1953	.414	270-808	.334	392-576	.681	1051	1279	-7.1
VCU	34	2440-2156	71.8-63.4	+8.4	866-1878	.461	222-601	.369	486-689	.705	1152	1173	-0.6
William & Mary	30	1844-1903	61.5-63.4	-2.0	658-1592	.413	202-653	.309	326-501	.651	1023	1014	+0.3

ATTENDANCE	Home	Average	Away	Average	Neutral	Average	Total	Average
Delaware	15-43755	2917	14-39370	2812	3-11403	3801	32-94528	2954
Drexel	13-25146	1934	15-66633	4442	1-8321	8321	29-100100	3452
George Mason	14-88125	6295	16-86104	5382	3-24357	8119	33-198586	6018
Georgia State	14-20920	1494	14-52940	3781	4-12020	3005	32-85880	2684
Hofstra	13-34851	2681	14-39687	2835	5-16555	3311	32-91093	2847
James Madison	13-46837	3603	15-52107	3474	8-41796	5224	36-140740	3909
Northeastern	12-24488	2041	18-99140	5508	2-11560	5780	32-135188	4225
Old Dominion	19-114911	6048	14-54828	3916	2-15312	7656	35-185051	5287
Towson	14-25486	1820	15-50013	3334	5-32292	6458	34-107791	3170
UNC Wilmington	14-57985	4142	15-60466	4031	3-3083	1028	32-121534	3798
VCU	14-85477	6106	13-53194	4092	7-53861	7694	34-192532	5663
William & Mary	15-28179	1879	13-45597	3507	2-9385	4692	30-83161	2772
Totals	170-596160	3507	176-700079	3978	45-239945	5332	391-1536184	3929

**2008-09 Colonial Athletic Association Men
INDIVIDUAL BASKETBALL STATISTICS
FINAL (All games)**

To be ranked, a player must appear in at least 75.0% of their team's games.

SCORING				
	Cl	G	Pts	Avg/G
1. Maynor, Eric-VCU	Sr	34	760	22.4
2. Jenkins, Charles-Hofstra	So	32	629	19.7
3. Tomko, Chad-UNCW	So	32	500	15.6
4. Lee, Gerald-ODU	Jr	34	526	15.5
5. Egerson, Marc-Delaware	Sr	32	492	15.4
6. Carter, Jawan-Delaware	So	32	481	15.0
7. Janning, Matt-NU	Jr	32	459	14.3
8. Schneider, David-W&M	Jr	29	408	14.1
9. Dawson, Alphonso-Delaware	So	32	450	14.1
10. Wolf, Johnny-UNCW	Jr	31	432	13.9
11. Rodgers, Scott-Drexel	Sr	28	380	13.6
12. Sumner, Danny-W&M	Jr	30	402	13.4
13. Hairston, Junior-Towson	Sr	31	403	13.0
14. Dukes, Joe-GAST	Jr	31	396	12.8
15. Long, Cam-Mason	So	33	387	11.7
16. Wells, Julius-JMU	Fr	36	418	11.6
17. Swanston, Kyle-JMU	Sr	35	405	11.6
18. Adako, Manny-NU	Jr	30	340	11.3
19. Sanders, Larry-VCU	So	34	384	11.3
20. Thornton, Josh-Towson	Jr	33	361	10.9

REBOUNDING				
	Cl	G	Total	Avg/G
1. Egerson, Marc-Delaware	Sr	32	331	10.3
2. Sanders, Larry-VCU	So	34	292	8.6
3. Monroe, Darryl-Mason	Sr	33	254	7.7
4. Hairston, Junior-Towson	Sr	31	230	7.4
5. Neisler, Evan-Drexel	Jr	29	201	6.9
6. Givens, Samme-Drexel	Fr	29	198	6.8
7. Finney, Ben-ODU	So	35	211	6.0
8. Lacy, Dominique-UNCW	So	32	189	5.9
9. Ledsome, Jim-Delaware	Sr	32	187	5.8
Chase, Rashad-GAST	Sr	32	187	5.8
11. Lee, Gerald-ODU	Jr	34	193	5.7
12. Washington, Greg-Hofstra	So	30	169	5.6
13. Wells, Julius-JMU	Fr	36	198	5.5
14. Nwankwo, Robert-Towson	So	32	174	5.4
15. Hassell, Frank-ODU	So	35	186	5.3
16. Dawson, Alphonso-Delaware	So	32	169	5.3
17. Allen, Chaisson-NU	So	32	166	5.2
18. Rodgers, Scott-Drexel	Sr	28	144	5.1
19. Stephenson, Jerel-UNCW	Fr	28	141	5.0
20. Spencer, Leon-Drexel	Jr	29	142	4.9

FIELD GOAL PCT					
	Cl	G	FGM	FGA	Pct.
1. Monroe, Darryl-Mason	Sr	33	141	246	.573
2. Adako, Manny-NU	Jr	30	142	251	.566
3. Lee, Gerald-ODU	Jr	34	202	373	.542
4. Sanders, Larry-VCU	So	34	156	306	.510
5. Maynor, Eric-VCU	Sr	34	248	536	.463
6. Long, Cam-Mason	So	33	132	286	.462
7. Dukes, Joe-GAST	Jr	31	152	346	.439
8. Hairston, Junior-Towson	Sr	31	150	344	.436
9. Wolf, Johnny-UNCW	Jr	31	145	348	.417
10. Janning, Matt-NU	Jr	32	158	389	.406
11. Jenkins, Charles-Hofstra	So	32	203	503	.404
12. Egerson, Marc-Delaware	Sr	32	153	380	.403
13. Carter, Jawan-Delaware	So	32	141	352	.401
14. Sumner, Danny-W&M	Jr	30	149	373	.399
15. Wells, Julius-JMU	Fr	36	146	374	.390

ASSISTS				
	Cl	G	No.	Avg/G
1. Maynor, Eric-VCU	Sr	34	210	6.2
2. Johnson, Brian-Delaware	Jr	32	159	5.0
3. James, Darius-ODU	So	35	157	4.5
4. Tomko, Chad-UNCW	So	32	142	4.4
5. Dukes, Joe-GAST	Jr	31	134	4.3
6. Jenkins, Charles-Hofstra	So	32	137	4.3
7. Franklin, Troy-Towson	Fr	34	142	4.2
8. Morris, Brian-Towson	So	34	131	3.9
9. Long, Cam-Mason	So	33	107	3.2
10. Allen, Chaisson-NU	So	32	98	3.1
11. Rodgers, Scott-Drexel	Sr	28	85	3.0
12. Harris, Jamie-Drexel	So	29	86	3.0
13. Moore, Devon-JMU	Fr	32	92	2.9
14. Curtis, Pierre-JMU	Jr	36	99	2.8
15. Schneider, David-W&M	Jr	29	78	2.7

FREE THROW PCT					
	Cl	G	FTM	FTA	Pct.
1. Semenov, Andrey-JMU		29	64	74	.865
2. Moore, Devon-JMU	Fr	32	99	117	.846
Schneider, David-W&M	Jr	29	77	91	.846
4. Curtis, Pierre-JMU	Jr	36	114	138	.826
5. Jenkins, Charles-Hofstra	So	32	192	234	.821
6. Maynor, Eric-VCU	Sr	34	198	243	.815
7. Wolf, Johnny-UNCW	Jr	31	78	98	.796
8. Carter, Jawan-Delaware	So	32	137	176	.778
9. Allen, Chaisson-NU	So	32	81	106	.764
10. Lee, Gerald-ODU	Jr	34	120	159	.755
11. Long, Cam-Mason	So	33	77	103	.748
12. Janning, Matt-NU	Jr	32	92	124	.742
13. Egerson, Marc-Delaware	Sr	32	129	174	.741
14. Franklin, Troy-Towson	Fr	34	68	92	.739
15. Rodgers, Scott-Drexel	Sr	28	120	167	.719

STEALS				
	Cl	G	No.	Avg/G
1. Tomko, Chad-UNCW	So	32	69	2.2
2. Rodriguez, Joey-VCU	So	34	61	1.8
3. Allen, Chaisson-NU	So	32	57	1.8
4. Dukes, Joe-GAST	Jr	31	54	1.7
5. Franklin, Troy-Towson	Fr	34	59	1.7
6. Finney, Ben-ODU	So	35	60	1.7
7. Maynor, Eric-VCU	Sr	34	58	1.7
8. Janning, Matt-NU	Jr	32	48	1.5
9. Jenkins, Charles-Hofstra	So	32	46	1.4
10. Curtis, Pierre-JMU	Jr	36	51	1.4
11. Egerson, Marc-Delaware	Sr	32	44	1.4
12. Schneider, David-W&M	Jr	29	38	1.3
13. Vines, Cornelius-Hofstra	Jr	31	38	1.2
14. McCurdy, Sean-W&M	Jr	23	27	1.2
15. Monroe, Darryl-Mason	Sr	33	37	1.1
Long, Cam-Mason	So	33	37	1.1

**2008-09 Colonial Athletic Association Men
INDIVIDUAL BASKETBALL STATISTICS
FINAL (All games)**

3-POINT FG PCT					
	CI	G	3FG	FGA	Pct.
1. Rodriguez, Joey-VCU	So	34	62	149	.416
2. Swanston, Kyle-JMU	Sr	35	95	233	.408
3. Egerson, Marc-Delaware	Sr	32	57	149	.383
4. Spates, Eugene-NU	Sr	32	53	141	.376
5. Vaughan, John-Mason	Sr	31	48	130	.369
6. Wells, Julius-JMU	Fr	36	78	213	.366
7. Thornton, Josh-Towson	Jr	33	80	221	.362
8. Maynor, Eric-VCU	Sr	34	66	183	.361
9. Wolf, Johnny-UNCW	Jr	31	64	184	.348
10. Goldston, Trae-GAST	Jr	32	64	191	.335
11. Vines, Cornelius-Hofstra	Jr	31	72	217	.332
12. Carter, Jawan-Delaware	So	32	62	187	.332
13. Sumner, Danny-W&M	Jr	30	54	167	.323
14. Janning, Matt-NU	Jr	32	51	158	.323
15. Tomko, Chad-UNCW	So	32	77	244	.316

3-POINT FG MADE				
	CI	G	3FG	Avg/G
1. Swanston, Kyle-JMU	Sr	35	95	2.7
2. Schneider, David-W&M	Jr	29	73	2.5
3. Thornton, Josh-Towson	Jr	33	80	2.4
4. Tomko, Chad-UNCW	So	32	77	2.4
5. Vines, Cornelius-Hofstra	Jr	31	72	2.3
6. Wells, Julius-JMU	Fr	36	78	2.2
7. Wolf, Johnny-UNCW	Jr	31	64	2.1
8. Goldston, Trae-GAST	Jr	32	64	2.0
9. Hawthorne, Tramayne-Drexel	Sr	29	57	2.0
10. Maynor, Eric-VCU	Sr	34	66	1.9
11. Carter, Jawan-Delaware	So	32	62	1.9
12. Rodriguez, Joey-VCU	So	34	62	1.8
13. Sumner, Danny-W&M	Jr	30	54	1.8
14. Egerson, Marc-Delaware	Sr	32	57	1.8
15. Spates, Eugene-NU	Sr	32	53	1.7

BLOCKED SHOTS				
	CI	G	No.	Avg/G
1. Sanders, Larry-VCU	So	34	92	2.7
2. Washington, Greg-Hofstra	So	30	68	2.3
3. Hairston, Junior-Towson	Sr	31	60	1.9
4. Ledsome, Jim-Delaware	Sr	32	52	1.6
5. Nwankwo, Robert-Towson	So	32	49	1.5
6. Spencer, Leon-Drexel	Jr	29	43	1.5
7. Birdsong, Louis-Mason	Jr	33	36	1.1
8. Hassell, Frank-ODU	So	35	33	0.9
9. Lee, Calvin-Towson	Jr	27	24	0.9
10. Ojouboh, Nkem-NU	Jr	32	27	0.8
Hampton, Trey-GAST	Jr	32	27	0.8
12. Johnson, Dane-Hofstra	Sr	30	25	0.8
13. Lee, Gerald-ODU	Jr	34	28	0.8
14. Neisler, Evan-Drexel	Jr	29	22	0.8
15. Townes, Darren-Hofstra	Sr	30	22	0.7

ASSIST/TURNOVER RATIO					
	CI	G	Ast.	T/O	Ratio
1. Morris, Brian-Towson	So	34	131	62	2.1
2. Maynor, Eric-VCU	Sr	34	210	101	2.1
3. James, Darius-ODU	So	35	157	76	2.1
4. Johnson, Brian-Delaware	Jr	32	159	78	2.0
5. Tomko, Chad-UNCW	So	32	142	87	1.6
6. Dukes, Joe-GAST	Jr	31	134	83	1.6
7. Allen, Chaisson-NU	So	32	98	61	1.6
8. Long, Cam-Mason	So	33	107	72	1.5
9. Franklin, Troy-Towson	Fr	34	142	105	1.4
10. Jenkins, Charles-Hofstra	So	32	137	107	1.3
11. Rodgers, Scott-Drexel	Sr	28	85	80	1.1

OFFENSIVE REBOUNDS				
	CI	G	No.	Avg/G
1. Givens, Samme-Drexel	Fr	29	103	3.6
2. Sanders, Larry-VCU	So	34	98	2.9
3. Monroe, Darryl-Mason	Sr	33	90	2.7
4. Neisler, Evan-Drexel	Jr	29	78	2.7
5. Hairston, Junior-Towson	Sr	31	83	2.7
6. Nwankwo, Robert-Towson	So	32	79	2.5
7. Finney, Ben-ODU	So	35	86	2.5
8. Hassell, Frank-ODU	So	35	82	2.3
9. Lee, Gerald-ODU	Jr	34	78	2.3
10. Spencer, Leon-Drexel	Jr	29	60	2.1
11. Lee, Calvin-Towson	Jr	27	54	2.0
12. Ledsome, Jim-Delaware	Sr	32	62	1.9
13. Lacy, Dominique-UNCW	So	32	61	1.9
14. Washington, Greg-Hofstra	So	30	57	1.9
Townes, Darren-Hofstra	Sr	30	57	1.9

DEFENSIVE REBOUNDS				
	CI	G	No.	Avg/G
1. Egerson, Marc-Delaware	Sr	32	274	8.6
2. Sanders, Larry-VCU	So	34	194	5.7
3. Monroe, Darryl-Mason	Sr	33	164	5.0
4. Hairston, Junior-Towson	Sr	31	147	4.7
5. Wells, Julius-JMU	Fr	36	159	4.4
6. Neisler, Evan-Drexel	Jr	29	123	4.2
7. Chase, Rashad-GAST	Sr	32	132	4.1
8. Lacy, Dominique-UNCW	So	32	128	4.0
9. Rodgers, Scott-Drexel	Sr	28	111	4.0
10. Jenkins, Charles-Hofstra	So	32	125	3.9
Ledsome, Jim-Delaware	Sr	32	125	3.9
12. Allen, Chaisson-NU	So	32	124	3.9
13. Vaughan, John-Mason	Sr	31	120	3.9
14. Washington, Greg-Hofstra	So	30	112	3.7
15. Janning, Matt-NU	Jr	32	118	3.7

MINUTES PLAYED				
	CI	G	No.	Avg/G
1. Egerson, Marc-Delaware	Sr	32	1165	36.4
2. Janning, Matt-NU	Jr	32	1151	36.0
3. Maynor, Eric-VCU	Sr	34	1206	35.5
4. Jenkins, Charles-Hofstra	So	32	1122	35.1
5. Allen, Chaisson-NU	So	32	1106	34.6
6. Johnson, Brian-Delaware	Jr	32	1099	34.3
7. Rodgers, Scott-Drexel	Sr	28	960	34.3
8. Carter, Jawan-Delaware	So	32	1096	34.2
9. Harris, Jamie-Drexel	So	29	963	33.2
10. Schneider, David-W&M	Jr	29	960	33.1

**2008-09 Colonial Athletic Association Men
CAA Team Highs
FINAL (All games)**

TEAM HIGHS (highest totals made by)

Points	108	UNC Wilmington vs Appalachian State (11/14/08)
	107	UNC Wilmington vs Troy (11/17/08)
Margin	41 (101-60)	George Mason vs UNC Wilmington (1/3/08)
	38 (81-43)	Old Dominion vs James Madison (3/26/09)
Field goals made	40	UNC Wilmington at Towson (01/24/09)
	39	George Mason vs UNC Wilmington (1/3/08)
Field goal attempts	85	Hofstra at Massachusetts (12/20/08)
	79	UNC Wilmington vs Appalachian State (11/14/08)
Field goal percentage	.667 (28-42)	James Madison at Old Dominion (01-07-09)
	.619 (39-63)	George Mason vs UNC Wilmington (1/3/08)
3-Pt FG made	17	UNC Wilmington at Troy (12/22/08)
	16	UNC Wilmington vs Troy (11/17/08)
3-Pt FG attempts	16	James Madison at Georgia State (2/04/09)
	46	William & Mary at Liberty (11/29/08)
	36	UNC Wilmington vs Troy (11/17/08)
3-Pt percentage	36	UNC Wilmington at Troy (12/22/08)
	.750 (9-12)	VCU at Drexel (1/8/08)
	.625 (10-16)	James Madison at Morehead State (12-18-08)
Free throws made	.625 (10-16)	Old Dominion vs Georgia State (1-13-09)
	30	Delaware vs Marist (11/23/08)
	29	James Madison vs Kennesaw State (11/21/08)
Free throw attempts	29	Towson vs Drexel (3/6/09)
	43	Towson vs Drexel (3/6/09)
	41	Hofstra vs Western Michigan (11/15/08)
Free throw percentage	41	Delaware vs Marist (11/23/08)
	1.000 (16-16)	Drexel at UNC Wilmington (01/17/09)
	1.000 (8-8)	UNC Wilmington at Towson (01/24/09)
Rebounds	1.000 (4-4)	Northeastern vs George Mason (01/21/09)
	61	Hofstra at Massachusetts (12/20/08)
Assists	60	Hofstra vs Western Michigan (11/15/08)
	27	George Mason vs UNC Wilmington (1/3/08)
Steals	26	Towson vs UNC Wilmington (01/24/09)
	26	Old Dominion vs Liberty (02-21-09)
	16	William & Mary vs Haverford (12/20/08)
Blocked shots	15	Old Dominion vs Md.-Eastern Shore (12-22-08)
	15	VCU vs UNC Wilmington (1/5/09)
	15	Towson at William & Mary (1/28/09)
Turnovers	13	Hofstra vs Old Dominion (02/10/09)
	12	Old Dominion vs Md.-Eastern Shore (12-22-08)
Fouls	27	UNC Wilmington vs Texas A&M Corpus Chr (11/29/08)
	26	VCU at Rhode Island (11/22/08)
	33	Georgia State vs Jacksonville State (11/22/08)
	33	Drexel vs Towson (3/6/09)

**2008-09 Colonial Athletic Association Men
CAA Individual Highs
FINAL (All games)**

INDIVIDUAL PLAYER GAME HIGHS

Points	35		Maynor, Eric (VCU) at East Carolina (11-25-08)
	35		Jenkins, Charles (Hofstra) vs UNC Wilmington (02/28/09)
Field goals made	13		Tomko, Chad (UNC Wilmington) vs East Carolina (12/03/08)
	13		Lee, Gerald (Old Dominion) vs Liberty (02-21-09)
	13		Lee, Gerald (Old Dominion) vs Hofstra (3/7/09)
Field goal attempts	26		Maynor, Eric (VCU) vs Northeastern (1/27/09)
	24		Jenkins, Charles (Hofstra) vs Delaware (01/07/09)
Field goal percentage	1.000	(8-8)	Gwynn, T.J. (VCU) vs The Citadel (11/16/08)
	.889	(8-9)	Ojougboh, Nkem (Northeastern) vs Old Dominion (02/28/09)
3-Pt FG made	9		Swanston, Kyle (James Madison) at Liberty (03-23-09)
	7		Schneider, David (William & Mary) vs Navy (11/22/08)
	7		Schneider, David (William & Mary) at Liberty (11/29/08)
	7		Swanston, Kyle (James Madison) at Radford (12/10/08)
	7		Swanston, Kyle (James Madison) at Georgia State (2/04/09)
3-Pt FG attempts	23		Schneider, David (William & Mary) at Liberty (11/29/08)
	20		Swanston, Kyle (James Madison) at Liberty (03-23-09)
3-Pt percentage	.857	(6-7)	Rodriguez, Joey (VCU) at William & Mary (12/06/08)
	.833	(5-6)	Vaughan, John (George Mason) vs UNC Wilmington (1/3/08)
	.833	(5-6)	Carter, Keyon (Old Dominion) at William & Mary (1/5/09)
Free throws made	16		Carter, Jawan (Delaware) vs Marist (11/23/08)
	14		Egeron, Marc (Delaware) at Hofstra (01/07/09)
	14		Maynor, Eric (VCU) at Nevada (02-20-09)
Free throw attempts	20		Rodgers, Scott (Drexel) at Saint Joseph's (12/31/08)
	18		Carter, Jawan (Delaware) vs Marist (11/23/08)
Free throw percentage	1.000	(11-11)	Curtis, Pierre (James Madison) vs William & Mary (2/14/09)
	1.000	(10-10)	Egeron, Marc (Delaware) vs Marist (12/23/08)
	1.000	(10-10)	Jenkins, Charles (Hofstra) vs Delaware (01/07/09)
	1.000	(10-10)	Semenov, Andrey (James Madison) at UNC Wilmington (01/31/09)
	1.000	(9-9)	Wolf, Johnny (UNC Wilmington) vs Hofstra (3/6/09)
	1.000	(8-8)	Schneider, David (William & Mary) vs Radford (11/25/08)
	1.000	(8-8)	Janning, Matt (Northeastern) at Harvard (12/10/08)
	1.000	(8-8)	Maynor, Eric (VCU) at Richmond (12/13/08)
	1.000	(8-8)	Janning, Matt (Northeastern) vs Towson (01/10/09)
	1.000	(8-8)	Carter, Jawan (Delaware) at UNC Wilmington (01/10/09)
	1.000	(8-8)	Spencer, Leon (Drexel) vs Hofstra (1/14/09)
	1.000	(8-8)	Maynor, Eric (VCU) vs Northeastern (1/27/09)
	1.000	(8-8)	Jenkins, Charles (Hofstra) vs UNC Wilmington (3/6/09)
Rebounds	20		Sanders, Larry (VCU) vs George Mason (3/9/09)
	19		Sanders, Larry (VCU) vs Hampton (12/27/08)
Assists	15		Tomko, Chad (UNC Wilmington) at Towson (01/24/09)
	13		Jenkins, Charles (Hofstra) vs James Madison (02/18/09)
Steals	8		Tomko, Chad (UNC Wilmington) vs Appalachian State (11/14/08)
	6		Allen, Chaisson (Northeastern) vs Hofstra (01/05/09)
	6		Tomko, Chad (UNC Wilmington) at Towson (01/24/09)
	6		Dukes, Joe (Georgia State) at Towson (02/11/09)
Blocked shots	9		Spencer, Leon (Drexel) vs Loyola (Md.) (2/21/09)
	7		Sanders, Larry (VCU) vs South Dakota St. (11/19/08)
	7		Ledsome, Jim (Delaware) vs Central Connecticut (12/3/08)
	7		Washington, Greg (Hofstra) vs William & Mary (01/21/09)
	7		Sanders, Larry (VCU) vs George Mason (3/9/09)
Turnovers	10		Maynor, Eric (VCU) at Rhode Island (11/22/08)
	8		Dennison, Tony (Hofstra) vs East Tennessee St. (11/16/08)
	8		Maynor, Eric (VCU) vs Oklahoma (12/20/08)