

BACK FOR MORE



2008 CAA FOOTBALL

WWW.CAASPORTS.COM

CAA FOOTBALL

BY THE NUMBERS...

3 - NATIONAL CHAMPIONSHIPS

- Massachusetts - 1998 (55-43 over Georgia Southern)
- Delaware - 2003 (40-0 over Colgate)
- James Madison - 2004 (31-21 over Montana)

3 - NATIONAL CHAMPIONSHIP RUNNERS-UP

- Massachusetts - 1978 (28-35 to Florida A&M)
- Massachusetts - 2006 (17-28 to Appalachian State)
- Delaware - 2007 (21-49 to Appalachian State)

17 - CONSECUTIVE SEASONS OF MULTIPLE BERTHS IN THE NCAA PLAYOFFS

- Longest active streak in FCS history

69 - NCAA PLAYOFF BERTHS

19 - NCAA PLAYOFF BERTHS OVER THE LAST SIX YEARS

27 - NCAA PLAYOFF WINS OVER THE LAST SIX YEARS

18 - LAMBERT CUP TROPHIES

6 - WALTER PAYTON AWARD WINNERS

- Dave Meggett - Towson, 1988
- Brian Finneran - Villanova, 1997
- Jerry Azumah - New Hampshire, 1998
- Brian Westbrook - Villanova, 2001
- Lang Campbell - William & Mary, 2004
- Ricky Santos - New Hampshire, 2006

4 - EDDIE ROBINSON NATIONAL COACH OF THE YEAR WINNERS

- Dan Allen - Boston University, 1993
- Andy Talley - Villanova, 1997
- Mickey Matthews - James Madison, 1999
- Sean McDonnell - New Hampshire, 2005

3 - MEMBERS OF THE COLLEGE FOOTBALL HALL OF FAME

- Tubby Raymond, Delaware
- Dave Nelson, Maine & Delaware
- Eddie N. Robinson, Maine

1 - BUCK BUCHANAN AWARD WINNER

- Derrick Lloyd - James Madison, 2001

82 - SEASON-ENDING TOP-25 RANKINGS

40 - SEASON-ENDING TOP-10 RANKINGS

245 - SPORTS NETWORK ALL-AMERICANS (SINCE 1987)

87 - AMERICAN FOOTBALL COACHES ASSOCIATION ALL-AMERICANS (SINCE 1979)

89 - PLAYERS DRAFTED BY NFL FRANCHISES

39 - FORMER PLAYERS ON ACTIVE ROSTERS DURING THE 2007 NFL SEASON

13 - TEAMS WITH 10+ SINGLE-SEASON WINS OVER THE LAST SIX YEARS



TABLE OF CONTENTS

WWW.CAASPORTS.COM

CAA FOOTBALL

NORTH DIVISION



HOFSTRA



MAINE



MASSACHUSETTS



NEW HAMPSHIRE



NORTHEASTERN



RHODE ISLAND

SOUTH DIVISION



DELAWARE



JAMES MADISON



RICHMOND



TOWSON



VILLANOVA



WILLIAM AND MARY

COVERS

CAA Football "Back For More" _____	Front
CAA Football By the Numbers _____	Inside Front
CAA Football Sunday Players _____	Inside Back
2008 CAA Football Schedule _____	Back

INTRODUCTION

Table of Contents _____	1
CAA Football Biography _____	2-3
CAA Football on Television _____	4
CAA Football Commissioner, Tom Yeager _____	5
CAA Football Officials Bureau _____	6
CAA Football Championship Tie-breaker _____	7

2008 PREVIEW

2008 Preseason All-Conference Team _____	8-9
2008 Non-Conference Opponents _____	10-12

2008 TEAM PREVIEWS

Delaware Blue Hens _____	13-18
Hofstra Pride _____	19-24
James Madison Dukes _____	25-30
Maine Black Bears _____	31-36
Massachusetts Minutemen _____	37-42
New Hampshire Wildcats _____	43-48
Northeastern Huskies _____	49-54
Rhode Island Rams _____	55-60
Richmond Spiders _____	61-66
Towson Tigers _____	67-72
Villanova Wildcats _____	73-78
William and Mary Tribe _____	79-84

2007 SEASON REVIEW

2007 Conference Standings _____	85
2007 NCAA Championship Bracket _____	85
2007 All-Conference Teams _____	86
2007 Final National Polls _____	87
2007 Final Miscellaneous Statistics _____	88-92
2007 Final Individual Statistics _____	93-95
2007 Final Team Statistics _____	96-98
2007 CAA Football All-Americans _____	99

RECORDS

Year-By-Year Standings _____	100-102
All-Time Coaching Records _____	103
All-Time Rushing Records _____	104
All-Time Passing Records _____	105-106
All-Time Receiving Records _____	107
All-Time Scoring Records _____	108-109
All-Time Defensive/All-Purpose Records _____	110
All-Time Special Teams Records _____	111

CONFERENCE HISTORY

CAA Football In The Playoffs _____	112
1998 National Champions, Massachusetts _____	113
2003 National Champions, Delaware _____	114
2004 National Champions, James Madison _____	114
Team-By-Team Postseason History _____	115-116
Ricky Santos - 2006 Walter Payton Winner _____	117
Lang Campbell - 2004 Walter Payton Winner _____	117
Brian Westbrook - 2001 Walter Payton Winner _____	117
Jerry Azumah - 1998 Walter Payton Winner _____	118
Brian Finneran - 1997 Walter Payton Winner _____	118
Dave Meggett - 1988 Walter Payton Winner _____	118
Derrick Lloyd - 2001 Buck Buchanan Winner _____	118
Sean McDonnell - 2005 Eddie Robinson Winner _____	119
Mickey Matthews - 1999 Eddie Robinson Winner _____	119
Andy Talley - 1997 Eddie Robinson Winner _____	119
Dan Allen - 1993 Eddie Robinson Winner _____	119
50th Anniversary All-Conference Team _____	120
CAA Football All-Americans _____	121-123
CAA Football All-Time Award Winners _____	124
CAA Football All-Conference Teams _____	125-135
CAA Football In The NFL Draft _____	136-137
CAA Football In The NFL _____	138-139

MEDIA SERVICES

CAA Football Style Guide _____	140-141
CAA Football Media Services _____	142
CAA Football Media Relations Directory _____	143
2008 CAA Football Composite Schedule _____	144

ABBREVIATIONS

Abbreviations are used extensively throughout this guide when referring to current and former member institutions. The following is a complete listing of those abbreviations:

School	Abbreviation
Boston University _____	BU
Connecticut _____	UC
Delaware _____	UD
Hofstra _____	HOF
James Madison _____	JMU
Maine _____	UM
Massachusetts _____	UMass
New Hampshire _____	UNH
Northeastern _____	NU
Rhode Island _____	URI
Richmond _____	UR
Towson _____	TU
Vermont _____	VER
Villanova _____	VU
William and Mary _____	WM

CREDITS

Editor and Cover Designs

Scott Meyer, Director of CAA Football Communications

Editorial Assistance

Niki DeSantis, Rob Washburn, Tara Gagnon, Tom Yeager, Kelly Bowmaster, Pete Hock, Chuck Boone, CAA Staff, David Berman, Thomas Chen, Pete Clawson, Doug DeBiase, Mike DeGeorge, Pete DiVito, Jack Grinold, Steve Haug, Dean Kenefick, Gary Michael, Dan O'Connell, Scott Selheimer, Jim Sheehan, Stuart Smith, Scott Stapin, Rob Turner, Jason Yellin

Photography

Scott Brown, Bob Burleigh, Dan Cook, Franc Cook, Niki DeSantis, Diane Elliot, Michael Fabus, Michael C. Hebert, Phil Hoffman, Al Jennings, Cathy Kushner, Mark Kwolek, Erik Mackey, Heather McCallister, Scott McCallister, Jerry Millevoi, Paige Ozarowski, John H. Reid III, Harry Scull Jr., Jim Sheehan, Bill Smith, James D. Smith, Kevin Tucker, Bill Wood, Jason Yellin, Dave Yoblick

Special Thanks


2008 CAA Football SID's, Rick Christman and Sharon Cook of Colonial Printing, Steve Haug, Brent Nultemeier

Printed By

Colonial Printing, Inc., of Richmond, Va. The 2008 CAA Football Media Guide was produced by the CAA Football communications staff and published by the Colonial Athletic Association. The guide was produced using Adobe InDesign CS2 and Adobe Photoshop CS2, while all covers were produced using Adobe Photoshop CS2

On the Cover

Check out page 142 for a listing of all the athletes on both the Front Cover and Inside Back Cover. The Front Cover includes student-athletes from each of CAA Football 12 member schools. The Inside Back Cover includes a majority of the 39 former conference standouts who played in the NFL during the 2007 season.



2007 CAA FOOTBALL GUIDE NAMED FOURTH-BEST IN THE COUNTRY

The 2007 CAA Football Media Guide was judged the fourth-best media guide among all entries in the NCAA Athletic Conference Division by the College Sports Information Directors of America.

BACK FOR MORE - 1



8625 PATTERSON AVENUE | RICHMOND, VA 23229

WWW.CAASPORTS.COM

804-754-1616 -- PHONE | 804-754-1830 -- FAX

The inaugural season of CAA Football kicked off in 2007 with plans to take the nation's premier conference in the Football Championship Subdivision (FCS, formerly I-AA) to even greater heights and the mission was accomplished. The league boasted as many as seven teams ranked among the national Top-25 during the season, logged 15 national player of the week honorees and culminated the regular season success by advancing a record five squads to the NCAA Playoffs field of 16.

The success did not stop on Selection Sunday. CAA Football came within four points of all five squads advancing to the quarterfinal round of the NCAA Championships. Both Delaware and Richmond moved on to the final

four marking the eighth time in 11 years a CAA Football squad has competed in the semifinals. Delaware logged a win in the semifinals to earn the league its fourth National Final berth in five seasons, while Richmond fell to the eventual national champions. Following the season, the league notched a total of 67 All-America honors. James Madison safety Tony LeZotte became the first player in conference history to earn All-America honors in every year of his career, while New Hampshire quarterback Ricky Santos left his name among the NCAA's career Top-3 in touchdown passes, passing yards and total offense.

The quality and depth of CAA Football is unmatched in the FCS. Ten of the league's 12 teams have par-

CONFERENCE MEMBERSHIP HISTORY

School	Membership Years
Boston University	1973-1997
Connecticut	1947-1999
Delaware	1986-present
Hofstra	2001-present
James Madison	1993-present
Maine	1947-present
Massachusetts	1947-present
New Hampshire	1947-present
Northeastern	1993-present
Rhode Island	1947-present
Richmond	1986-present
Towson	2004-present
Vermont	1947-1974
Villanova	1988-present
William and Mary	1993-present

CAA FOOTBALL STAFF



TOM YEAGER
COMMISSIONER



CHUCK BOONE
DIRECTOR OF FOOTBALL OPERATIONS



SCOTT MEYER
DIRECTOR OF FOOTBALL COMMUNICATIONS



JIM MACONAGHY
COORDINATOR OF FOOTBALL OFFICIALS



KATHLEEN BATTERSON
SENIOR ASSOCIATE COMMISSIONER



ROBERT GOODMAN
SENIOR ASSOCIATE COMMISSIONER



PETE HOCK
ASSOCIATE COMMISSIONER BROADCAST SERVICES



ROB WASHBURN
ASSOCIATE COMMISSIONER COMMUNICATIONS



NIKI DESANTIS
COMMUNICATIONS DIRECTOR



KELLY BOWMASTER
DIRECTOR OF VIDEO SERVICES



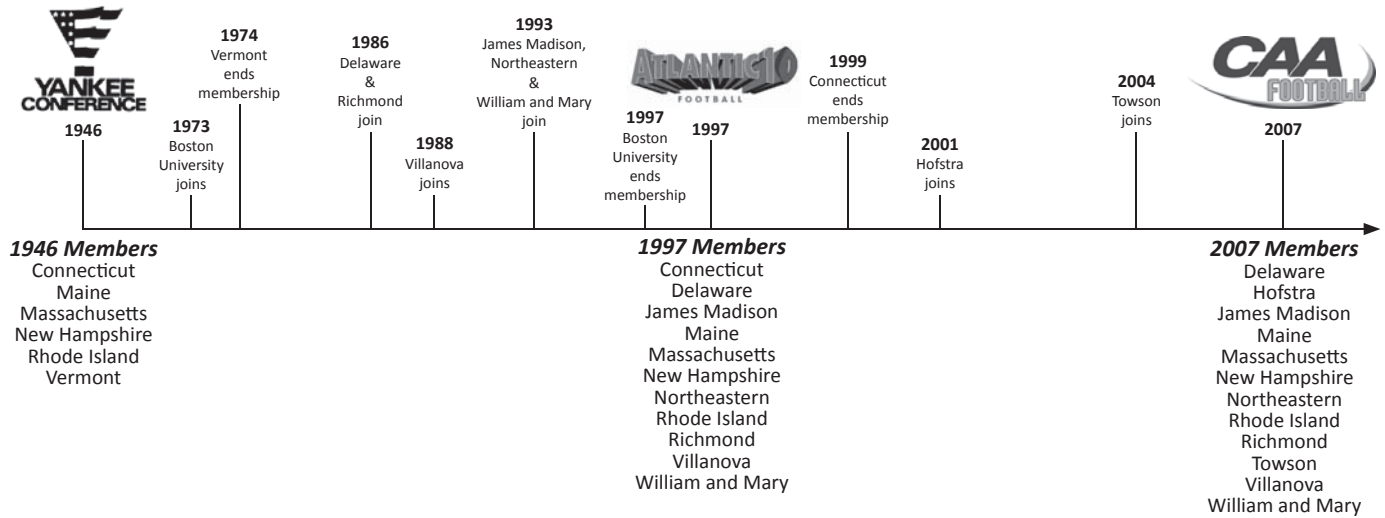
STEPHANIE LUSBY
DIRECTOR OF OPERATIONS



TARA GAGNON
OFFICE ADMINISTRATOR



THE HISTORY OF CAA FOOTBALL



ticipated in the NCAA playoffs over the past seven seasons and at least one team has advanced to the national semifinals in eight of the last 11 years.

In 2004, James Madison claimed the national championship with a 31-21 triumph over Montana, becoming the first team to reach the title game by winning three road playoff contests since the field expanded to 16 teams in 1986. Delaware rolled past Colgate 40-0 to capture the national championship in 2003, becoming the first team to ever post a shutout in the title game. No other conference has had two different teams win national titles in back-to-back years. Massachusetts earned a national championship in 1998, beating perennial power Georgia Southern, 55-43.

Along with the team accomplishments, the conference has accumulated numerous individual accolades. Santos (2006), William and Mary quarterback Lang Campbell (2004), Villanova running back Brian Westbrook (2001), Villanova wide receiver Brian Finneran (1997), New Hampshire running back Jerry Azumah (1998) and Towson running back Dave Meggett (1988) all have won the prestigious Walter Payton Award under the league banner. James Madison linebacker Derrick Lloyd received the Buck Buchanan Award in 2001. New Hampshire's Sean McDonnell (2005), James Madison's Mickey Matthews (1999), Villanova's Andy Talley (1997) and Boston University's Dan Allen (1993) have earned the Eddie Robinson Award as the top coach in the FCS.

The CAA Football geographic footprint encompasses much of the East Coast with schools located from Maine to Virginia. Members include Delaware, Hofstra, James Madison, Maine, Massachusetts, New Hampshire, Northeastern, Rhode Island, Richmond, Towson, Villanova and William and Mary. Old Dominion will join the league in 2011. CAA Football officially began March 1, 2007, but its roots date back more than 60 years.



On December 3, 1946, the Code of the Yankee Conference went into effect. Established as an all-sports conference for the New England land grant colleges, the six charter members included Connecticut, Maine, Massachusetts, New Hampshire, Rhode Island and Vermont. Upon the formation of Division I-AA football in 1978, the league disbanded all sports except football. Delaware and Richmond were admitted to the conference in 1986, Villanova was added in 1988 and James Madison, Northeastern and William and Mary joined the league

in 1993. The Atlantic 10 assumed operation control of the conference from 1997-2006, with Hofstra becoming part of the league in 2001 and Towson joining the group in 2004.

Since 1978, CAA Football members have accumulated 69 playoff berths, 18 Lambert Cups, 82 final top 25 rankings and 40 final top 10 rankings.



CAA FOOTBALL

UNPRECEDENTED TELEVISION EXPOSURE

SATURDAY, AUGUST 30

Towson at Navy [CBS-CS] _____ 3:30 p.m.
 Delaware at Maryland [ESPNU] _____ 3:45 p.m.

SATURDAY, SEPTEMBER 6

Richmond at Virginia [ESPNU] _____ 3:45 p.m.

SATURDAY, SEPTEMBER 13

*New Hampshire at Rhode Island [CN8] _____ 12:00 p.m.
 *Massachusetts at James Madison [CN8] _____ 3:30 p.m.

SATURDAY, SEPTEMBER 20

Villanova at Penn [CN8] _____ 3:30 p.m.
 Appalachian State at James Madison [CN8] _____ 7:00 p.m.

SATURDAY, SEPTEMBER 27

*Richmond at Villanova [CN8] _____ 3:30 p.m.

SATURDAY, OCTOBER 4

*Northeastern at Towson [CSN] _____ 12:00 p.m.
 *Delaware at Massachusetts [CN8] _____ 3:30 p.m.

SATURDAY, OCTOBER 11

*James Madison at Richmond [CSN] _____ 12:00 p.m.
 *Maine at Delaware [CN8] _____ 6:00 p.m.

SATURDAY, OCTOBER 18

*New Hampshire at Northeastern [CSN] _____ 12:00 p.m.
 *Richmond at Massachusetts [CN8] _____ 3:30 p.m.

SATURDAY, OCTOBER 25

*Towson at New Hampshire [CSN] _____ 12:00 p.m.
 *James Madison at Villanova [CN8] _____ 3:30 p.m.

SATURDAY, NOVEMBER 1

*William and Mary at Towson [CSN] _____ 12:00 p.m.
 *Delaware at James Madison [CN8] _____ 3:30 p.m.

SATURDAY, NOVEMBER 8

*Maine at Massachusetts [CSN] _____ 12:00 p.m.
 *New Hampshire at Villanova [CN8] _____ 3:30 p.m.

SATURDAY, NOVEMBER 15

*Massachusetts at New Hampshire [CSN] _____ 12:00 p.m.
 *Delaware at Richmond [CN8] _____ 3:30 p.m.

SATURDAY, NOVEMBER 22

*Richmond at William and Mary [CSN] _____ 12:00 p.m.
 *Villanova at Delaware [CN8] _____ 2:30 p.m.
 *Hofstra at Massachusetts [CN8] _____ 2:30 p.m.

LEGEND

CN8 _____ CN8, The Comcast Network
 CSN _____ Comcast SportsNet - Mid-Atlantic/New England
 ESPNU _____ ESPNU
 CBS-CS _____ CBS - College Sports Television



CAA FOOTBALL SHOWCASED A BLOCKBUSTER TV PACKAGE INCLUDING NEARLY 50 GAMES DURING ITS 2007 INAUGURAL SEASON. WITH ALREADY 25 TELECASTS SCHEDULED IN 2008, THE LEAGUE ANTICIPATES ANOTHER TREMENDOUS BROADCAST TOTAL BY SEASON'S END.





THOMAS E. YEAGER

CAA FOOTBALL COMMISSIONER

Tom Yeager begins his 24th year as the only commissioner to lead the Colonial Athletic Association and his second year guiding CAA Football.

Yeager played a vital role in the addition of football to the CAA in 2007, bringing the nation's top FCS conference into a league that has already built a reputation as one of the most respected and well-run conferences in Division I. In just a short time at the helm, Yeager negotiated an enhanced television package for the conference which result in a significant increase in both the number of CAA Football games televised and the number of homes the games were broadcast to. He also implemented an aggressive marketing and branding campaign to promote the quality of CAA Football along the East Coast and throughout the country. The league's teams responded to the unprecedented exposure and marketing by garnering a record five berths in the 2007

While his job responsibilities are far reaching, Yeager's major duties include negotiation of championship, sponsorship and television contracts, representing the conference with the NCAA and supervising the 15 members of his staff.

Yeager came to the conference office from the NCAA staff in Kansas City, where he was Director of Legislative Services. He joined the NCAA in 1976, spending five years as an investigator in the enforcement department. In 1981, he was promoted to Assistant Director of Legislative Services and in 1984 to Director.

In addition to his duties with the CAA, Yeager is also actively involved with NCAA affairs. He recently completed a nine-year term -- three years as chair -- on one of the NCAA's most important committees, the Division I Committee on Infractions, which hears and assesses penalties for violations of NCAA rules. Previously he served as a member of the NCAA Council and chaired the NCAA Interpretations Committee for eight years, in addition to serving on numerous other NCAA committees. Well respected by other commissioners, Yeager is also a former executive vice president of the Collegiate Commissioners Association and is chairing the National Letter of Intent Steering Committee.

In April, 1994, the National Invitation Tournament recognized Yeager's contributions to college basketball by selecting him as the "NIT Man of the Year" joining a prestigious group of past recipients including John Wooden, Bobby Knight and Vic Bubas.

Yeager is a 1972 graduate of Springfield College in Springfield, Massachusetts. He holds a bachelor's degree in physical education and a master's degree in education (1975). As an undergraduate, he was a member of the gymnastics team; as a graduate student, he was an assistant coach for the squad. After earning his first degree, Yeager worked at the YMCA in Allentown, Pa. He then returned to Springfield as a teaching fellow on the physical education faculty. After receiving his master's degree, he remained at Springfield as the assistant director of athletics for the 1975-76 school year.



YEAGER WITH NEW HAMPSHIRE'S RICKY SANTOS AT THE 2007 CAA FOOTBALL MEDIA DAY

YEAGER FILE

Birthdate
October 8, 1950

Hometown
Allentown, Pa.

Alma Mater
Springfield '72

Wife
Dorcias

Children
Kyle, Hallie

NCAA Championships.

The CAA conducts championships in 22 men's and women's sports, with the conference rated among the top 10 nationally in many of them. In 2007-08, the CAA had 26 teams earn NCAA Tournament berths and 46 All-Americans selected in 10 different sports.



Yeager celebrates CAA Football's unprecedented television package in 2007 with CN8 and Comcast SportsNet executives following the league's Inaugural Media Day at the ESPNZone on Baltimore's Inner Harbor.



JIM MACONAGHY CAA FOOTBALL COORDINATOR OF OFFICIALS

Jim Maconaghy begins his eighth year serving the conference as its Coordinator of Officials. The Plymouth Hill, Pa., native has been involved in officiating at the Football Championship Subdivision level since 1986 when he was part of the officials bureau for the Ivy and Patriot League as well as the Yankee Conference.

Maconaghy became a full-time official for the Atlantic 10 and Big East Conference in 1996, before coming off the field to serve as the Atlantic 10 Conference's Coordinator of Officials in 2001. He later took over coordinating duties for the both the Ivy League and Patriot League, and moves into the upcoming 2008 season with all three leagues.

Maconaghy, inducted into the Pennsylvania Sports Hall of Fame in 2000, was selected as the National Football Foundation's "Collegiate Official of the Year" in 1996. He has worked numerous championship games including the Yankee Conference (1990 and 1995), Patriot League (1990-91), Big East (1998), Division I-AA (1989, 1992, 1995) and Division III (1985-86).

During his career, Maconaghy has also had the privilege of officiating the Army vs. Navy game in 1997, the 1999 Eddie Robinson Football Classic (Kansas at Notre Dame) and the 1999 Independence Bowl (Mississippi vs. Oklahoma).

CAA FOOTBALL OFFICIALS BUREAU

- | | |
|--------------------|---------------------|
| Rusty Acree | Tracy Jones |
| Matt Aloisio | James Kearney |
| Mark Andrew | Edward Keiffer |
| Gerry Austin | Steve Kirck |
| Hugh Bentley | Alfred Lucia |
| Peter Beratta | Tracey Lynch |
| Bob Bittner | Gregory Mace |
| Vince Boccanfuso | Tony Marcella |
| George Botsch | Rick Matarante |
| William Boyd | John Miley |
| John Bradbury | Ed Mockus |
| Milton Britton | Stuart Mullins |
| Bill Broadhurst | George O'Brien |
| Terry Brown | William O'Brien |
| Duane Burrell | Jack Okeefe |
| Gregg Camara | Darin Patrick |
| Jim Casey | Joe Pennucci |
| Matthew Conrad | Hilton Perez |
| Jeffrey Cooney | Nicholas Pergine |
| Dennis Crim | Melchizedek Plummer |
| Sam Curry | Gary Powers |
| James Czajkowski | Steve Prigionieri |
| Frank D'Angelo | Mickey Record |
| Michael Delaney | Jim Reif |
| Steve DiSangro | Ray Renart |
| Bob Doyle | Daniel Richard |
| Gerald Evans | Alan Russell |
| Howard Fahnestock | John Schmid |
| Robert Finnecey | Michael Sechrist |
| Brian Fleming | Peter Shafer |
| Ryan Flynn | Edwin Shanahan |
| Colin Formulak | Mike Sharp |
| Dan Foutz | John Shigo |
| Mark Furtado | Robert Shober |
| George Gaiser | Jim Slayton |
| Tim Gallagher | Andrew Smith |
| Tim Gallagher | Chris Smith |
| Rick Garger | Ken Southworth |
| Chris Garth | Jon Stabile |
| John Gill | Herb Stayton |
| Jim Gleason | Frank Steratore |
| Mark Glynn | Mike Stevens |
| Rusty Gordon | John Swartz |
| Christopher Gorson | Bryan Thomas |
| William Gosselin | Steve Toal |
| Jeff Gray | Jeff White |
| Daniel Greene | Paul White |
| William Greider | Steven White |
| Andy Hafele | Glen Wilson |
| Lou Hammond | Henry Wimberg |
| Larry Hayes | Jack Winter |
| Gene Higgins | Brian Wisniewski |
| Mike Hill | Russell Wyatt |
| Kelvin Hudson | Paul Zukis |
| Rollins Janetos | |

CAA FOOTBALL OFFICIALS BY THE NUMBERS...

- 20 - CAA Football officials have gone on to the NFL
- 16 - CAA Football officials currently officiating in the NFL
- 8 - CAA Football officials have officiated at least one Super Bowl
- 85 - Percent of Big East officials began their career in CAA Football
- 25 - Percent of ACC officials began their career in CAA Football
- 12 - CAA Football officials have officiated BCS National Championship games
- 28 - NCAA FCS Championship games officiated by CAA Football officials
- 2 - NCAA FCS Championship Final games officiated by CAA Football officials
- 6 - Officials Coordinators who officiated in CAA Football

2008 NCAA FOOTBALL RULES CHANGES

RULE 2-3-3

A chop block is a high-low or low-high combination block by any two players against an opponent (not the runner) anywhere on the field, with or without a delay between contacts; the "low" component is at the opponent's thigh or below. (A. R. 2-3-3-III and IV) Delete rest of definition.

Rationale: To remove many of the complications of this rule that made it difficult to officiate (e.g., adjacent lineman, relation to the line of scrimmage, etc.).

RULE 3-2-2-h

Delete paragraph (15-second clock)

Rationale: This change achieved the goal of having teams on the field ready to play, but it is an administrative challenge with the other play clock changes.

RULE 3-2-2-i

Delete paragraph (Clock adjustment following inadvertent whistle)

Rationale: Unneeded wording.

RULE 3-2-4

Play clock set to 40/25 seconds depending on circumstances:

40 Seconds

- Dead ball in bounds
- Dead ball out of bounds
- Incomplete Pass

25 Seconds

- Penalty administration
- Charged Team Timeout
- Media Timeout
- Measurement
- Change of Possession
- Try for Extra Point
- Start of each period
- Start of possession series in extra period
- Instant Replay Review
- Other administrative stoppage

Rationale: This change was proposed at the 2006 rules meeting for implementation in the 2008 season. This play clock system, the committee believes, will create a more consistent pace of play and take some of the guesswork out of readying the ball for play.

RULE 3-2-5-a-12

12. When a ball carrier, a fumble or a backward pass goes out of bounds. (Exception: Within the last two minutes of each half the clock starts on the snap.)

Rationale: The committee believes this change will slightly shorten the game without disrupting the natural flow of the game. The decision to revert to starting the clock on the snap in the final two minutes of each half is to allow for two minute offense to remain unchanged.

RULE 6-2-1-Penalty

PENALTY—"..... ball in play 30 yards..."

Rationale: This change will provide a penalty option for a kick out of bounds as it always was previous to last year - 30 yards from the previous spot. This will give the receiving team the option of taking the ball at the 40-yard line or forcing a re-kick. The committee believes this will encourage the receiving team to accept the penalty that does not require a re-kick.

RULE 9-1-2-p

All players are prohibited from grabbing the inside back collar of the shoulder pads or jersey, or the inside collar of the side of the shoulder pads or jersey, and immediately pulling the runner down. This does not apply to a runner who is inside the tackle box or to a quarterback who is in the pocket.

Rationale: This is a safety rule and while this has not become an epidemic in college football, the committee is taking an active stance to make it clear that this is illegal.

RULE 9-1-2-q (formerly s)

No player shall twist, turn or pull the face mask or any helmet opening of an opponent. It is not a foul if the face mask or helmet opening is not twisted, turned or pulled (A.R. 9-1-2-XV).



The following is the tie-breaker format used to determine the conference's automatic qualifier for NCAA Championship participation.

4.01 The team with the best conference record based on win-loss percentage shall represent the Conference as the NCAA automatic qualifier.

4.02 In the event of a tie within or outside the division, the following tie-breaker formats will be utilized to determine the Conference automatic qualifier.

4.03 Tie Within the Division.

1. Head-to-head competition.
2. Division winning percentage.
3. Record versus the highest-placed teams in the division and proceeding down.
4. Record versus the highest placed common opponents in the opposite division and proceeding down.
5. Number of conference road wins.
6. Coin Toss.

4.04 Two team tie Outside the Division.

1. Head-to-head competition.
2. Combined record versus all common opponents.
3. Number of conference road wins.
4. Coin Toss.

4.05. 3 or more teams tied Outside the Division.

1. Break the divisional tie first under 4.03.

4.06 Tie-Breaker Operating principles.

1. All ties are broken in descending order. When arriving at another set of tied teams while comparing records, use each team's record against the tied teams as a group rather than individually.
2. Once a team has been eliminated at any point, the process reverts back to the beginning with the remaining tied teams. If the remaining teams are all from the same division, then the tie-breaker listed under 4.03 will be used. If outside the division, the tiebreaker under 4.04 or 4.05 will be used.

2008 NCAA FOOTBALL RULES CHANGES, CONTINUED

Rationale: *The committee believes that the five-yard incidental face mask is an unnecessary foul. It must be emphasized, however, that the 15-yard penalty is a safety rule and this action should not be seen as diminishing in any way this part of the penalty.*

RULE 9-1-3

Initiating Contact/Targeting an Opponent

- a. No player shall initiate contact and target an opponent with the crown of his helmet.
- b. No player shall initiate contact and target a defenseless opponent above the shoulders.

PENALTY (a-b)—15 yards basic spot, or 15 yards from the succeeding spot for dead-ball fouls. Also, automatic first down for fouls by Team B if not in conflict with other rules. (Exception: Penalties for offensive team personal fouls behind the neutral zone are enforced from the previous spot. Safety if the foul occurs behind Team A's goal line) [S7, S24, S34, S38, S39, S40, S41, S45 or S46]. Flagrant offenders shall be disqualified [S47].

For Team A foul during free or scrimmage kick plays: Enforcement may be at the previous spot or the spot where the subsequent dead ball belongs to Team B (field goal plays exempted) (Rules 6-1-8, 6-3-13).

Rationale: *The committee has reviewed these rules in recent years with limited success. Game officials are being encouraged to enforce penalties for dangerous contact and have provided here more specific and clear language to assist. The committee is also created a new article specifically for this rule for added emphasis.*

RULE 9-1-6-b

ARTICLE 6. While the ball is in play, coaches, substitutes and authorized attendants may not be in the restricted area between the sideline and the coaching box or on the field of play.

PENALTY—Enforce as a dead-ball foul.

First and second infractions: Delay of game for sideline interference, Five yards from the succeeding spot. [S21 and S29]

Third and subsequent infractions: Unsportsmanlike conduct for sideline interference, 15 yards from the succeeding spot. [S27 and S29]

Rationale: *The committee has seen, in recent years, a deterioration of sideline control. To help police this area, the committee is removing any warning and directing officials to penalize violations of sideline rules immediately.*

RULE 12-3-1-a-1

(add) This includes field goal attempts only if the ball is ruled (a) below or above the crossbar or (b) inside or outside the uprights when it is lower than the top of the uprights. If the ball is higher than the top of the uprights, the ruling may not be reviewed.

Rationale: *This change allows video replay to correct a potentially game-changing error.*

RULE 12-3-3-a

- a. A runner judged to have been not down by rule. Delete "Note"

RULE 12-3-3-c

A ball carrier judged to have been down by rule when the recovery of a fumble by an opponent or teammate occurs in the immediate action following the fumble and is prior to any official signaling that the ball is dead.

Note 1: If the ball carrier is judged down by rule and the Instant Replay Official does not have indisputable video evidence as to which player recovers the fumble, the ruling of down-by-rule stands.

Note 2: If the ruling of down-by-rule is reversed, the ball belongs to the recovering player at the spot of the recovery and any advance is nullified.

Rationale: *The committee's philosophy in terms of instant replay has been to get game-changing plays called correctly. This will allow a replay official to assist on a play that has a direct, competitive impact on the game when the recovery is immediate and clear.*

RULE 12-3-3-d

A ball carrier judged to have been out of bounds when his immediate action takes him into the opponent's end zone and is prior to any official signaling that the ball is dead.

Rationale: *This is another small addition that gives the replay official a tool to help get a critical scoring play correct.*

RULE 12-3-3-g (formerly f)

Add: The Instant Replay Official may correct an egregious game-clock error.

Rationale: *This is more of a clarification that game officials may use replay to correct important errors.*

RULE 12-5-1-b-1

(Replace second sentence with the following)

If a head coach's challenge is successful he retains the challenge, which he may use only once more during the game. Thus a coach may have a total of two challenges if and only if his initial challenge is successful.

Rationale: *In the relatively few cases where a coach challenges and the call on the field is overturned (about 15 percent of challenges), the committee believes the coach should retain the right to challenge a play one more time.*



SEAN CALICCHIO
MASSACHUSETTS




RYAN CANARY
MAINE




JOE CASEY
RHODE ISLAND



LIAM COEN
MASSACHUSETTS



JHAMAL FLUELLEN
MAINE



KEVIN GRAYSON
RICHMOND

CAA FOOTBALL PRESEASON OFFENSIVE PLAYER OF THE YEAR

Position	Name	Year	Height	Weight	School
Quarterback	Liam Coen	Senior	6-2	220	Massachusetts

CAA FOOTBALL PRESEASON ALL-CONFERENCE OFFENSE

Position	Name	Year	Height	Weight	School
Quarterback	Liam Coen	Senior	6-2	220	Massachusetts
Running Back	Jhamal Fluellen	Senior	5-9	186	Maine
Running Back	Eugene Holloman	Senior	5-11	170	James Madison
Fullback	Joe Casey	Senior	5-10	210	Rhode Island
Wide Receiver	Kevin Grayson	Sophomore	6-3	190	Richmond
Wide Receiver	Marcus Lee	Senior	6-2	195	Towson
Wide Receiver	Aaron Love	Senior	5-9	160	Delaware
Tight End	Scott Sicko	Junior	6-3	225	New Hampshire
Offensive Line	Sean Calicchio	Senior	6-5	310	Massachusetts
Offensive Line	Ryan Canary	Senior	6-2	276	Maine
Offensive Line	Kheon Hendricks	Senior	6-1	295	Delaware
Offensive Line	Scott Lemn	Senior	6-3	285	James Madison
Offensive Line	Matt McCracken	Junior	6-4	300	Richmond

SPECIAL TEAMS

Position	Name	Year	Height	Weight	School
Return Specialist	Justin Rogers	Sophomore	5-10	165	Richmond
Placekicker	Jon Striefsky	Junior	6-1	185	Delaware



KHEON HENDRICKS
DELAWARE



SCOTT LEMN
JAMES MADISON



EUGENE HOLLOMAN
JAMES MADISON




AARON LOVE
DELAWARE



MARCUS LEE
TOWSON




MATT MCCRACKEN
RICHMOND




JUSTIN ROGERS
RICHMOND




SCOTT SICKO
NEW HAMPSHIRE



JON STRIEFSKY
DELAWARE




JOVAN BELCHER
MAINE




TOM BISHOP
NEW HAMPSHIRE



ANDREW DOWNEY
MAINE



ERIK JOHNSON
DELAWARE



TIM KUKUCKA
VILLANOVA

CAA FOOTBALL PRESEASON DEFENSIVE PLAYER OF THE YEAR

Position	Name	Year	Height	Weight	School
Defensive Line	Jovan Belcher	Senior	6-2	228	Maine

CAA FOOTBALL PRESEASON ALL-CONFERENCE DEFENSE

Position	Name	Year	Height	Weight	School
Defensive Line	Jovan Belcher	Senior	6-2	228	Maine
Defensive Line	Tim Kukucka	Junior	6-3	255	Villanova
Defensive Line	Matt Marcorelle	Junior	6-2	250	Delaware
Defensive Line	Lawrence Sidbury	Senior	6-4	260	Richmond
Linebacker	Andrew Downey	Senior	6-1	228	Maine
Linebacker	Erik Johnson	Senior	6-2	235	Delaware
Linebacker	Eric McBride	Sophomore	6-2	210	Richmond
Linebacker	Collin McConaghy	Junior	6-0	225	Richmond
Safety	Drew Mack	Senior	6-1	205	Towson
Safety	Jeromy Miles	Junior	6-2	207	Massachusetts
Cornerback	Courtney Robinson	Senior	6-0	195	Massachusetts
Cornerback	Sean Smalls	Senior	6-1	205	Massachusetts

SPECIAL TEAMS


Position	Name	Year	Height	Weight	School
Punter	Tom Bishop	Senior	6-0	215	New Hampshire



DREW MACK
TOWSON




MATT MARCORELLE
DELAWARE



ERIC MCBRIDE
RICHMOND



COLLIN MCCONAGHY
RICHMOND




JEROMY MILES
MASSACHUSETTS



COURTNEY ROBINSON
MASSACHUSETTS



LAWRENCE SIDBURY
RICHMOND



SEAN SMALLS
MASSACHUSETTS



DELAWARE

AT MARYLAND -- AUG. 30

Conference **Atlantic Coast**
 Head Coach **Ralph Friedgen**
 2007 Record **6-7**
 Series Record **Delaware leads, 5-3-1**
 Football Contact **Shawn Nestor**
 Football Contact Phone **301-314-7065**
 Football Contact Email **snestor@umd.edu**
 Pressbox Number **301-405-7810**
 Website **umterps.com**

WEST CHESTER -- SEPT. 13

Conference **Pennsylvania State Athletic**
 Head Coach **Bill Zwaan**
 2007 Record **9-3**
 Series Record **Delaware leads, 42-6-1**
 Football Contact **James Zuhlke**
 Football Contact Phone **610-436-3316**
 Football Contact Email **jzuhlke@wcupa.edu**
 Pressbox Number **610-436-2160**
 Website **wcupagoldenrams.com**

AT FURMAN -- SEPT. 20

Conference **Southern**
 Head Coach **Bobby Lamb**
 2007 Record **6-4**
 Series Record **Furman leads, 1-0**
 Football Contact **Hunter Reid**
 Football Contact Phone **864-294-2061**
 Football Contact Email **hunter.reid@furman.edu**
 Pressbox Number **864-294-3066**
 Website **furmanpaladins.com**

ALBANY -- SEPT. 27

Conference **Northeast**
 Head Coach **Bob Ford**
 2007 Record **8-4**
 Series Record **Albany leads, 1-0**
 Football Contact **Brian DePasquale**
 Football Contact Phone **518-442-3072**
 Football Contact Email **bdepasquale@uamail.albany.edu**
 Pressbox Number **518-442-5895**
 Website **albansports.com**



HOFSTRA

AT CONNECTICUT -- AUG. 28

Conference **Big East**
 Head Coach **Randy Edsall**
 2007 Record **9-4**
 Series Record **Series is tied, 2-2**
 Football Contact **Leigh Torbin**
 Football Contact Phone **860-486-3531**
 Football Contact Email **leigh.torbin@uconn.edu**
 Pressbox Number **860-610-4778**
 Website **uconnhuskies.com**

ALBANY -- SEPT. 13

Conference **Northeast**
 Head Coach **Bob Ford**
 2007 Record **8-4**
 Series Record **Hofstra leads, 11-2**
 Football Contact **Brian DePasquale**
 Football Contact Phone **518-442-3072**
 Football Contact Email **bdepasquale@uamail.albany.edu**
 Pressbox Number **518-442-5895**
 Website **albansports.com**

AT STONY BROOK -- SEPT. 27

Conference **Big South**
 Head Coach **Chuck Priore**
 2007 Record **6-5**
 Series Record **Hofstra leads, 11-0**
 Football Contact **Phil Hess**
 Football Contact Phone **631-632-6312**
 Football Contact Email **philip.hess@stonybrook.edu**
 Pressbox Number **631-632-9027**
 Website **goseawolves.com**

AT BUCKNELL -- OCT. 11

Conference **Patriot**
 Head Coach **Tim Landis**
 2007 Record **3-8**
 Series Record **Hofstra leads, 4-2**
 Football Contact **Jon Terry**
 Football Contact Phone **570-577-3121**
 Football Contact Email **terry@bucknell.edu**
 Pressbox Number **570-577-1519, -1522**
 Website **bucknellbison.com**



JAMES MADISON

AT DUKE -- AUG. 30

Conference **Atlantic Coast**
 Head Coach **David Cutcliffe**
 2007 Record **1-11**
 Series Record **First Meeting**
 Football Contact **Art Chase**
 Football Contact Phone **919-684-2614**
 Football Contact Email **chasea@duaa.duke.edu**
 Pressbox Number **919-684-4203**
 Website **goduke.com**

NC CENTRAL -- SEPT. 6

Conference **Independent (FCS)**
 Head Coach **Mose Rison**
 2007 Record **6-4**
 Series Record **First Meeting**
 Football Contact **Kyle Serba**
 Football Contact Phone **919-530-7054**
 Football Contact Email **kserba@ncu.edu**
 Pressbox Number **N/A**
 Website **ncceaglepride.com**

APPALACHIAN STATE -- SEPT. 20

Conference **Southern**
 Head Coach **Jerry Moore**
 2007 Record **13-2**
 Series Record **Appalachian State leads, 12-3**
 Football Contact **Mike Flynn**
 Football Contact Phone **828-262-2845**
 Football Contact Email **flynnmh@appstate.edu**
 Pressbox Number **828-262-3172**
 Website **goasu.com**



MAINE

AT IOWA -- AUG. 30

Conference **Big Ten**
 Head Coach **Kirk Ferentz**
 2007 Record **6-6**
 Series Record **First Meeting**
 Football Contact **Phil Haddy**
 Football Contact Phone **319-335-9411**
 Football Contact Email **phillip-haddy@uiowa.edu**
 Pressbox Number **319-335-9466**
 Website **hawkeyesports.com**

AT MONMOUTH -- SEPT. 6

Conference **Northeast**
 Head Coach **Kevin Callahan**
 2007 Record **4-6**
 Series Record **Maine leads, 1-0**
 Football Contact **Greg Viscomi**
 Football Contact Phone **732-571-4447**
 Football Contact Email **gviscomi@monmouth.edu**
 Pressbox Number **732-571-4400**
 Website **gomuhawks.com**

STONY BROOK -- SEPT. 13

Conference **Big South**
 Head Coach **Chuck Priore**
 2007 Record **6-5**
 Series Record **Stony Brook leads, 1-0**
 Football Contact **Phil Hess**
 Football Contact Phone **631-632-6312**
 Football Contact Email **philip.hess@stonybrook.edu**
 Pressbox Number **631-632-9027**
 Website **goseawolves.com**

IONA -- NOV. 1

Conference **Independent (FCS)**
 Head Coach **Fred Mariani**
 2007 Record **7-4**
 Series Record **First Meeting**
 Football Contact **TBA**
 Football Contact Phone **914-633-2057**
 Football Contact Email **N/A**
 Pressbox Number **914-633-2451**
 Website **icgael.com**



MASSACHUSETTS

ALBANY -- AUG. 30

Conference Northeast
Head Coach Bob Ford
2007 Record 8-4
Series Record Massachusetts leads, 1-0
Football Contact Brian DePasquale
Football Contact Phone 518-442-3072
Football Contact Email bdepasquale@uamail.albany.edu
Pressbox Number 518-442-5895
Website albanysports.com

AT HOLY CROSS -- SEPT. 6

Conference Patriot
Head Coach Tom Gilmore
2007 Record 7-4
Series Record Series is tied, 21-21-5
Football Contact Charles Bare
Football Contact Phone 508-793-2583
Football Contact Email cbare@holycross.edu
Pressbox Number 508-793-2204
Website goholycross.com

AT TEXAS TECH -- SEPT. 20

Conference Big 12
Head Coach Mike Leach
2007 Record 8-4
Series Record First Meeting
Football Contact Chris Cook
Football Contact Phone 806-742-2770
Football Contact Email chris.cook@ttu.edu
Pressbox Number 806-742-3688
Website texastech.com

BRYANT -- OCT. 25

Conference Northeast-10
Head Coach Marty Fine
2007 Record 8-3
Series Record First Meeting
Football Contact Jason Sullivan
Football Contact Phone 401-232-6072
Football Contact Email jsulliva@bryant.edu
Pressbox Number 401-232-6829
Website bryantbulldogs.com



NEW HAMPSHIRE

AT ARMY -- AUG. 30

Conference Independent (FBS)
Head Coach Stan Brock
2007 Record 3-9
Series Record Series is tied, 1-1
Football Contact Bob Beretta
Football Contact Phone 845-938-3303
Football Contact Email robert.beretta@usma.edu
Pressbox Number 845-938-3377, -4514
Website goarmysports.com

ALBANY -- SEPT. 20

Conference Northeast
Head Coach Bob Ford
2007 Record 8-4
Series Record First Meeting
Football Contact Brian DePasquale
Football Contact Phone 518-442-3072
Football Contact Email bdepasquale@uamail.albany.edu
Pressbox Number 518-442-5895
Website albanysports.com

AT DARTMOUTH -- SEPT. 27

Conference Ivy
Head Coach Buddy Teevens
2007 Record 3-7
Series Record Dartmouth leads, 17-16-2
Football Contact Rick Bender
Football Contact Phone 603-646-2468
Football Contact Email rick.bender@dartmouth.edu
Pressbox Number 603-646-0111
Website dartmouthsports.com



NORTHEASTERN

AT BALL STATE -- AUG. 28

Conference Mid-American Conference
Head Coach Brady Hoke
2007 Record 7-6
Series Record First Meeting
Football Contact Joe Hernandez
Football Contact Phone 765-285-8242
Football Contact Email jhernand@bsu.edu
Pressbox Number 765-285-5381, -5382
Website ballstatesports.com

AT GEORGIA SOUTHERN -- SEPT. 13

Conference Southern
Head Coach Chris Hatcher
2007 Record 7-4
Series Record Georgia Southern leads, 1-0
Football Contact Patrick Osterman
Football Contact Phone 912-478-0352
Football Contact Email prosterman@georgiasouthern.edu
Pressbox Number 912-478-3896
Website georgiasoutherneagles.com

AT SYRACUSE -- SEPT. 20

Conference Big East
Head Coach Greg Robinson
2007 Record 2-10
Series Record First Meeting
Football Contact Sue Edson
Football Contact Phone 315-443-2608
Football Contact Email sedson@syr.edu
Pressbox Number 315-443-4241
Website suathletics.com

UC DAVIS -- SEPT. 27

Conference Great West
Head Coach Bob Biggs
2007 Record 5-6
Series Record UC Davis leads, 1-0
Football Contact Mike Robles
Football Contact Phone 530-752-3680
Football Contact Email merobles@ucdavis.edu
Pressbox Number 530-752-9367
Website ucdavisaggies.com



RHODE ISLAND

MONMOUTH -- AUG. 30

Conference Northeast
Head Coach Kevin Callahan
2007 Record 4-6
Series Record First Meeting
Football Contact Greg Viscomi
Football Contact Phone 732-571-4447
Football Contact Email gviscomi@monmouth.edu
Pressbox Number 732-571-4400
Website gomuhawks.com

AT FORDHAM -- SEPT. 6

Conference Patriot
Head Coach Tom Masella
2007 Record 8-4
Series Record Fordham leads, 4-3
Football Contact Joe DiBari
Football Contact Phone 718-817-4240
Football Contact Email dibari@fordham.edu
Pressbox Number 718-817-4241
Website fordhamsports.com

AT BOSTON COLLEGE -- SEPT. 27

Conference Atlantic Coast
Head Coach Jeff Jagodzinski
2007 Record 11-3
Series Record Boston College leads, 4-2
Football Contact Chris Cameron
Football Contact Phone 617-552-3004
Football Contact Email cameroc@bc.edu
Pressbox Number 617-552-4747
Website bceagles.com

BROWN -- OCT. 4

Conference Ivy
Head Coach Phil Estes
2007 Record 5-5
Series Record Brown leads, 66-24-2
Football Contact Chris Humm
Football Contact Phone 401-863-1095
Football Contact Email christopher_humm@brown.edu
Pressbox Number 401-867-3888, -3897
Website brownbears.com



RICHMOND

AT ELON -- AUG. 30

Conference	Southern
Head Coach	Pete Lembo
2007 Record	7-4
Series Record	Richmond leads, 1-0
Football Contact	Matt Eviston
Football Contact Phone	336-278-6711
Football Contact Email	meviston@elon.edu
Pressbox Number	336-278-6777
Website	elonphoenix.com

AT VIRGINIA -- SEPT. 6

Conference	Atlantic Coast
Head Coach	Al Groh
2007 Record	9-4
Series Record	Virginia leads, 24-2-2
Football Contact	Michael Colley
Football Contact Phone	434-982-5500
Football Contact Email	michaalc@virginia.edu
Pressbox Number	434-296-5910, 295-9262
Website	virginiaspports.com

AT VMI -- OCT. 4

Conference	Big South
Head Coach	Sparky Woods
2007 Record	2-9
Series Record	VMI leads, 40-39-5
Football Contact	Wade Branner
Football Contact Phone	540-464-7515
Football Contact Email	brannerwh@vmi.edu
Pressbox Number	540-463-6725
Website	vmikeydets.com

GEORGETOWN -- OCT. 25

Conference	Patriot
Head Coach	Kevin Kelly
2007 Record	1-10
Series Record	Georgetown leads, 5-1
Football Contact	Mike "Mex" Carey
Football Contact Phone	202-687-2475
Football Contact Email	mbc32@georgetown.edu
Pressbox Number	202-687-5120
Website	guhoyas.com



TOWSON

AT NAVY -- AUG. 30

Conference	Independent (FBS)
Head Coach	Ken Niumatalolo
2007 Record	8-5
Series Record	First Meeting
Football Contact	Scott Strasemeier
Football Contact Phone	410-293-8775
Football Contact Email	sstrasem@usna.edu
Pressbox Number	410-268-1489
Website	navysports.com

MORGAN STATE -- SEPT. 6

Conference	Mid-Eastern Athletic
Head Coach	Donald Hill-Eley
2007 Record	5-6
Series Record	Towson leads, 15-5
Football Contact	Leonard Haynes IV
Football Contact Phone	443-885-3831
Football Contact Email	lhaynesiv@aol.com
Pressbox Number	443-885-4018
Website	morganstatebears.com

AT COASTAL CAROLINA -- SEPT. 20

Conference	Big South
Head Coach	David Bennett
2007 Record	5-6
Series Record	First Meeting
Football Contact	John Martin
Football Contact Phone	843-349-2822
Football Contact Email	jamartin@coastal.edu
Pressbox Number	843-234-3404, -3405
Website	goccusports.com

COLUMBIA -- SEPT. 27

Conference	Ivy
Head Coach	Norries Wilson
2007 Record	1-9
Series Record	Columbia leads, 2-0
Football Contact	Darlene Camacho
Football Contact Phone	212-854-2535
Football Contact Email	dc2164@columbia.edu
Pressbox Number	212-304-8023
Website	gocolumbialions.com



VILLANOVA

AT WEST VIRGINIA -- AUG. 30

Conference	Big East
Head Coach	Bill Stewart
2007 Record	11-2
Series Record	West Virginia leads, 4-1
Football Contact	Mike Montoro
Football Contact Phone	304-293-2821
Football Contact Email	mike.montoro@mail.wvu.edu
Pressbox Number	304-293-3799
Website	msnsportsnet.com

LEHIGH -- SEPT. 13

Conference	Patriot
Head Coach	Andy Coen
2007 Record	5-6
Series Record	Lehigh leads, 5-4
Football Contact	Mike Stagnitta
Football Contact Phone	610-758-6631
Football Contact Email	mis3@lehigh.edu
Pressbox Number	610-758-4903
Website	lehighsports.com

AT PENN -- SEPT. 20

Conference	Patriot
Head Coach	Al Bagnoli
2007 Record	4-6
Series Record	Villanova leads, 7-5
Football Contact	TBA
Football Contact Phone	215-898-6129
Football Contact Email	N/A
Pressbox Number	215-898-6159, -1085
Website	pennathletics.com



WILLIAM AND MARY

AT NC STATE -- AUG. 30

Conference	Atlantic Coast
Head Coach	Jim O'Brien
2007 Record	5-7
Series Record	NC State leads, 9-8
Football Contact	Annabelle Myers
Football Contact Phone	919-515-2102, -1181
Football Contact Email	annabelle_myers@ncsu.edu
Pressbox Number	919-515-3393
Website	gopack.com

VMI -- SEPT. 13

Conference	Big South
Head Coach	Sparky Woods
2007 Record	2-9
Series Record	William and Mary leads, 50-33
Football Contact	Wade Branner
Football Contact Phone	540-464-7515
Football Contact Email	brannerwh@vmi.edu
Pressbox Number	540-463-6725
Website	vmikeydets.com

NORFOLK STATE -- SEPT. 20

Conference	Mid-Eastern Athletic
Head Coach	Pete Adrian
2007 Record	8-3
Series Record	William and Mary leads, 2-0
Football Contact	Matt Michalec
Football Contact Phone	757-823-2628
Football Contact Email	mmichalec@nsu.edu
Pressbox Number	757-823-2628
Website	nsuspartans.com



QUICK FACTS

Location _____ Newark, Del.
 Enrollment _____ 16,000
 Nickname _____ Blue Hens
 Colors _____ Royal Blue & Gold
 Website _____ www.udel.edu/sportsinfo
 Stadium _____ Tubby Raymond Field at Delaware Stadium
 Stadium Capacity _____ 22,000
 Stadium Surface _____ Natural Grass
 President _____ Dr. Patrick E. Harker
 Athletics Director _____ Edgar Johnson
 Head Coach _____ K.C. Keeler
 Head Coach Alma Mater, Year _____ Delaware, 1981
 Football Contact _____ Scott Selheimer, Asst. AD/Sports Information
 Football Contact Email _____ selheime@udel.edu
 Football Contact Office Phone _____ 302-831-2186
 Lettermen Returning/Lost _____ 48/10
 Offensive Starters Returning/Lost _____ 6/5
 Defensive Starters Returning/Lost _____ 9/2

2008 SCHEDULE

Date	Opponent	Location	Series Record
Aug. 30	at Maryland	College Park, Md.	5-3-1
Sept. 13	WEST CHESTER	Newark, Del.	42-6-1
Sept. 20	at Furman	Greenville, S.C.	0-1
Sept. 27	ALBANY	Newark, Del.	0-1
Oct. 4	*at Massachusetts	Amherst, Mass.	22-5
Oct. 11	*MAINE	Newark, Del.	21-6
Oct. 18	*WILLIAM AND MARY	Newark, Del.	20-12
Oct. 25	*at Hofstra	Hempstead, N.Y.	10-5-1
Nov. 1	*at James Madison	Harrisonburg, Va.	11-6
Nov. 8	*TOWSON	Newark, Del.	5-4
Nov. 15	*at Richmond	Richmond, Va.	18-6
Nov. 22	*VILLANOVA	Newark, Del.	20-20-1

* - CAA Football Game
 Home Games in CAPS - Schedule subject to change



HEAD COACH:
K.C. Keeler

Overall Record (Years):
140-47-1 (14 years)

Record at School (Years):
52-26 (6 years)



Dr. Patrick E. Harker
President



Edgar Johnson
Athletics Director



Scott Selheimer
Football SID


2007 RESULTS -- 11-4, 5-3 CAA

Home Stadium: Tubby Raymond Field at Delaware Stadium (22,000)

Home: 6-1 Away: 5-2 vs. Division: 3-2 vs. Top 25 (CCA): 4-3
 Total Home Attendance: 150,573 Average Home Attendance: 21,510

Aug. 30	[21/19]	at William and Mary	W 49-31	11,639
Sept. 8	[13/13]	WEST CHESTER	W 41-14	22,495
Sept. 15	[11/10]	RHODE ISLAND {rv/rv}	W 38-9	22,064
Sept. 22	[11/11]	at Towson {rv/rv}	W 27-7	10,856
Sept. 29	[12/12]	MONMOUTH	W 42-7	21,431
Oct. 6	[11/11]	at New Hampshire {14/15}	L 30-35	7,115
Oct. 13	[15/15]	NORTHEASTERN	W 30-20	21,570
Oct. 27	[8/9]	at Navy	W 59-52	35,213
Nov. 3	[7/7]	JAMES MADISON {12/12}	W 37-34	22,061
Nov. 10	[6/6]	RICHMOND {8/9}	L 56-62 (OT)	21,187
Nov. 17	[9/9]	at Villanova {rv/rv}	L 10-16	10,817
Nov. 23	[13/13]	DELAWARE STATE {10/10}	W 44-7	19,765
Dec. 1	[13/13]	at Northern Iowa {1/1}	W 39-27	15,803
Dec. 8	[13/13]	at Southern Illinois {4/4}	W 20-17	11,503
Dec. 14	[13/13]	vs. Appalachian State {6/5}	L 21-49	23,010

CAA Team's Coaches & Sports Network Rankings listed prior to Opponent/Opponent's Coaches & Sports Network Rankings listed after Opponent at time game was played



WIDE RECEIVER AARON LOVE



ALL-STAR CANDIDATES



AARON LOVE

Senior - Wide Receiver
5-9 - 160 - Detroit, Mich.

-- Returns as a fourth-year starter in 2008


-- Earned first team All-CAA and honorable mention The Sports Network All-American honors

-- Team's top receiver in 2007 when he caught 73 passes for 1,009 yards and three touchdowns

-- Ranked 7th in the CAA and 41st in the NCAA in receptions per game (5.21) and No. 6 in the CAA and No. 40 in NCAA for receiving yards per game (72.1)

LOVE'S CAREER STATS

YEAR	GP	No.	Yds	TD	Long	Avg/G	Avg/C
2005	11	24	248	2	38	22.55	10.33
2006	10	58	740	4	59	74.00	12.76
2007	14	73	1009	3	38	72.07	13.82
Career	35	155	1997	9	59	57.06	12.88



KERVIN MICHAUD

Senior - Wide Receiver
5-10 - 180 - Levittown, Pa.

-- Returns as a fourth-year starter in 2008 and as one of the top all-purpose threats in the CAA

-- As a junior in 2007, caught 52 passes for 682 yards and three touchdowns (13.1 per catch) and averaged 20.7 yards on 39 kickoff returns; ranked No. 2 on team in all-purpose yardage with 1,596 yards

-- Set Delaware single season records for kickoff returns (39) and yards (806) in a season

MICHAUD'S CAREER STATS

YEAR	GP	No.	Yds	TD	Long	Avg/G	Avg/C
2005	11	22	159	0	16	14.45	7.23
2006	11	42	387	2	57	35.18	9.21
2007	13	52	682	3	42	52.46	13.12
Career	35	116	1228	5	57	35.09	10.59



MATT MARCORELLE

Junior - Defensive Line
6-2 - 250 - Ft. Pierce, Fla.

-- Third-year starter on defensive line in 2008 and could see some action at linebacker


-- Returned to action in 2007 after missing all but 2 games in 2006 with a shoulder injury

-- Earned third team All-CAA and honorable mention The Sports Network All-American honors in 2007

-- Collected 64 tackles with a team-high 14 TFL (94 yards) and 8 sacks (68 yards) in 2007 when he also broke up a pass, had two fumble recoveries, and set a UD record with five forced fumbles

MARCORELLE'S CAREER STATS

YEAR	GP	S-A-Tackles	SK/TFL	Int	PBU	FF/FR
2005	11	29-22-51	4.0/9.0	0	1	1/0
2006	2	8-1-9	0.0/2.0	0	0	1/0
2007	14	42-22-64	8.0/15.0	0	1	5/2
Career	27	79-45-124	12.0/26.0	0	2	7/2



ERIK JOHNSON

Senior - Linebacker
6-2 - 235 - Fairport, N.Y.

-- Former walk-on who will be a third-year starter at linebacker in 2008

-- Led team in tackles with 122 during the 2007 season, the 11th highest single season mark in UD history and highest since Mondoe Davis had 123 in 2004

-- In four post-season games, collected 37 tackles (almost 9 per game), 4.5 tackles for losses of 31 yards, and two interceptions. Had seven tackles and an interception vs. Delaware State, 11 tackles and a touchdown off a fumble recovery vs. Northern Iowa, and nine tackles and an interception vs. Southern Illinois

JOHNSON'S CAREER STATS

YEAR	GP	S-A-Tackles	SK/TFL	Int	PBU	FF/FR
2005	11	39-21-60	0.0/5.0	1	1	1/1
2006	11	47-31-78	3.0/9.5	2	1	1/0
2007	15	69-53-122	2.0/11.0	3	1	0/1
Career	37	155-105-260	5.0/25.5	6	3	2/2



2008 DELAWARE ROSTER

No.	Name	Pos.	Cl.	Ht\Wt.	Hometown/HS (Last School)
1	Kervin Michaud	WR	Sr.	5-10\180	Levittown, Pa./Pennsbury
2	Johnathon Smith	RB	Sr.	6-3\230	Camp Hill, Pa./Trinity HS/Maine Central Institute (Connecticut)
3	Scott Bradish	WR	Fr.r	6-4\205	Newtown, Pa./Council Rock North
4	Anthony Bratton	DB	Jr.	6-2\196	Manassas, Va./Osborn Park
5	Junior Jabbie	RB	Fr.	5-11\201	Parlin, NJ/Hun School (Notre Dame)
6	Brian Brown	LB	Sr.	6-2\230	Fayetteville, Ga./Sandy Creek
7	Sean Scanlon	DB	So.	6-1\200	Cherry Hill, NJ/Camden Catholic
8	Mark Mackey	WR	Jr.	6-4\220	Harrisburg, Pa./Central Dauphin
9	Anthony Walters	DB	So.	6-1\195	Philadelphia, Pa./Cardinal O'Hara
10	A.J. Bunton	WR	So.	5-10\170	West Deptford, NJ/W. Deptford (Temple)
11	Matt Marcorelle	DL	Jr.	6-2\250	Ft. Pierce, Fla./John Carroll
12	Lou Ritacco	QB	Fr.r	6-2\215	Nutley, NJ/Nutley
13	Ed Wagner	P/K	So.	6-5\225	Barto, Pa./Perkiomen (Michigan St.)
13b	Kirk Harbaugh	DB	Fr.r	5-9\175	Mantua, NJ/Clearview Regional
14	Jon Heydt	WR	Sr.	5-10\185	Newark, Del./St. Mark's
15	Mike Perry	K	Fr.r	5-8\190	Thorofare, NJ/West Deptford
16	Rob Schoenhof	QB	Jr.	6-6\250	Mason, Ohio/St. Xavier (Ohio State)
17	Aaron Love	WR	Sr.	5-9\160	Detroit, Mich./Southfield
18	Mike Purzycki	RB	Jr.	5-9\180	Wilmington, Del./Tatnall
19	Durrell Clark-James	DB	Sr.	6-1\205	Redwood City, Cal./S. San Francisco HS (CC of San Francisco/Minnesota)
20	Aaron Hicks	DB	Sr.	6-0\175	Accokeek, Md./Gwynn Park
20b	Christian Peter	RB	Fr.r	6-0\180	Parsippany, NJ/Parsippany
21	Mark Duncan	WR	Jr.	5-11\190	Rockville, Md./Suitland
22	Jerry Butler	RB	Jr.	5-9\185	Philadelphia, Pa./George Washington (Wisconsin)
23	Marvin McKinnie	DB	Sr.	5-9\165	Woodbury, NJ/Woodbury (Dean JC)
24	Fred Andrew	DB	Sr.	5-10\185	Valrico, Fla./Durant
25	Leo Ferrine	DB	Sr.	6-0\190	Springfield, NJ/St. Peter's Prep (Notre Dame)
26	Stuart Kenworthy	P	Sr.	6-3\220	Washington, DC/St. Albans
27	Jared Bradley	RB	Jr.	6-0\215	Swarthmore, Pa./Strath-Haven
29	Shon Jablonsky	LB	Sr.	5-9\220	Brooklyn, NY/Brooklyn Tech
30	Charles Graves	DB	Jr.	6-0\195	Raleigh, NC/Southeast Raleigh
31	Phillip Thaxton	RB	So.	5-10\180	Yorktown, Va./Grafton
32	Matt Ruggiero	RB	Sr.	6-0\220	N. Caldwell, NJ/West Essex (Wagner)
34	Cody Cipalla	DB	So.	5-11\180	Giralda, Pa./Northwestern
35	Colin Naugle	TE	Fr.r	6-4\240	Reading, Pa./Reading Central Catholic
36	Ted Shea	LS/H	Sr.	5-11\210	Wilmington, Del./Tatnall
37	Tyrone Grant	DB	So.	5-9\170	Brooklyn, NY/Poly Prep Country Day
39	Jay Pena	DB	Fr.r	5-11\190	Lawrence, Mass./Whittier Tech
40	Andrew Harrison	LB	Fr.r	6-1\205	Richmond, Va./Highland Springs
41	Justin Rodriguez	WR	Fr.r	5-10\180	Brockton, Mass./Sharon
42	Benard Makumbi	LB	So.	6-1\228	Lowell, Mass./Lowell
43	Joe Havrilla	LB	So.	6-0\195	Malvern, Pa./Great Valley
43b	Chris Johnson	WR	Fr.	6-1\190	Monroe, NY/Monroe-Woodbury
44	Zack Reed	TE	So.	6-3\225	Huntingdon, Pa./Huntingdon Area
45	Eddie Lugo	LB	Fr.r	6-4\220	Brooklyn, NY/Poly Prep Country Day
46	Marcus Burley	DB	Fr.	5-10\160	Richmond, Va./Highland Springs
47	Jon Striefsky	K	Jr.	6-1\190	Lansdale, Pa./North Penn
48	Ryan Stratis	TE	So.	6-1\230	Chesterfield, Va./Manchester (VMI)
49	Josh Howley	LB	So.	6-0\230	Marlton, NJ/St. Joseph's Prep (Pa.) (Arizona State)
50	Brendan Bellantoni	DL	Fr.r	6-2\205	New Rochelle, NY/New Rochelle
51	Julian James	DL	Sr.	6-2\285	Berkeley, Calif./Berkeley (City College of San Francisco)
52	Brian Void	LB	So.	6-0\220	Bronx, NY/Mt. St. Michael Academy
53	John Higginson	DL	Jr.	6-0\250	Amherst, Mass./Amherst Regional
54	Scott von Duyke	DL	So.	6-3\255	Newark, Del./Tatnall
55	Will Nagle	OL	Fr.	6-4\265	Marshfield, Mass./Marshfield
55b	Kevin Letkiewicz	LB	Fr.r	6-1\200	King of Prussia, Pa./Upper Merion
56	Walter Blair	LB	Jr.	6-2\230	District Hts., Md./Bishop McNamara
57	Erik Johnson	LB	Sr.	6-2\230	Fairport, NY/Fairport
58	Chris Daino	OL	So.	6-5\295	Feasterville, Pa./Neshaminy
59	Chuck Anderson	LB	Fr.r	6-2\230	Parsippany, NJ/Parsippany
60	Justin Johnson	OL	So.	6-4\285	Watertown, NY/General Brown
61	Mike Maynard	OL	Fr.r	6-5\300	Bear, Del./William Penn
65	Rob McDowell	OL	Fr.	6-3\270	Silver Spring, Md./DeMatha
69	Corey Nicholson	OL	Jr.	6-3\285	Frederick, Md./Linganore
70	Kheon Hendricks	OL	Sr.	6-1\300	Baltimore, Md./Woodlawn
71	Shea Allard	OL	Fr.r	6-5\270	Wareham, Mass./Wareham
72	Shane Smith	OL	Jr.	6-5\290	East Berlin, Pa./Bermudian Springs
73	Chad Horton	OL	So.	6-5\265	Boca Raton, Fla./Pope John Paul
74	Kevin Uhl	OL	So.	6-4\265	North Wales, Pa./North Penn
75	Chad Davis	OL	Fr.	6-4\285	Newark, Del./Newark
76	Chris Hyncik	OL	Jr.	6-5\278	Skillman, NJ/Montgomery
77	Jon Herrman	OL	Sr.	6-3\290	McKees Rocks, Pa./Central Catholic
78	Sam Burrows	OL	Fr.r	6-3\286	Wilmington, Del./Concord
81	Tommy Crosby	WR	So.	6-5\200	Hammonton, NJ/Hammonton
82	Nihja White	WR	Fr.	6-2\200	Wayne, Pa./Conestoga
83	Danny Potts	WR	So.	6-1\190	Middletown, Del./Middletown
85	Martwain Johnston	WR	So.	6-3\215	Syracuse, NY/Trinity-Pawling
86	Mark Schenaur	WR	Fr.r	6-3\205	Galloway, NJ/Absegami
87	Rick Jarnagin	DL	So.	6-2\250	Bethlehem, Pa./Liberty
88	Robert Russo	WR	Fr.	6-0\205	Sparta, NJ/Pope John XXIII
89	Robbie Agnone	TE	Sr.	6-6\260	Etters, Pa./Red Land (Pitt)
90	Carl Batson	DL	Fr.r	6-3\260	Dover, Del./Dover
91	Siddiq Haynes	DL	So.	6-1\285	Durham, NC/Jordan
93	Demetrius Hester	DL	So.	6-2\290	Gibbstown, NJ/Paulsboro
94	Michael Atunrase	DL	Fr.r	6-2\250	Yardley, Pa./Lawrenceville (NJ) School
95	Matt Calio	P/K	Sr.	5-11\172	Newark, Del./Wilmington Charter
96	Logan Schultz	DL	Fr.	6-3\275	Orrtanna, Pa./Gettysburg
97	Ben Grant	DL	Fr.r	6-3\288	Wrightstown, NJ/Notre Dame
98	Chris Morales	DL	So.	6-1\250	Methuen, Mass./Central Catholic
99	Ronald Talley	DL	Sr.	6-4\280	Oak Park, Mich./Renaissance (Notre Dame)

DELAWARE NEWCOMERS

A.J. Bunton	WR, 5-10, 175
West Deptford, NJ/W. Deptford (Temple)	
Marcus Burley	DB, 5-10, 160
Richmond, Va. / Highland Springs	
Chad Davis	OL, 6-4, 285
Newark, Del. / Newark	
Joe Havrilla	LB, 6-0, 185
Malvern, PA/Great Valley	
Chris Johnson	WR, 6-1, 190
Monroe, NY/Monroe-Woodbury	
Rob McDowell	OL, 6-3, 270
Silver Spring, Md. / DeMatha	
Will Nagle	OL, 6-4, 270
Marshfield, MA/Marshfield	
Louis Neblett	RB, 6-0, 180
Plainfield, NJ/Newark Academy	
Rob Schoenhof	QB, 6-6, 245
Mason, OH/St. Xavier (Ohio State)	
Logan Shultz	DT, 6-3, 275
Orrtanna, Pa. / Gettysburg	
Nihja White	WR, 6-2, 200
Wayne, Pa./ Conestoga	



K.C. KEELER



PERSONAL

Birthdate

July 26, 1959

Hometown

Emmaus, Pa.

Alma Mater

Delaware '81

Wife

Janice

Children

Kate, Jackson

PLAYING CAREER

1977-80 _____ University of Delaware

COACHING CAREER

1981 _____ Assistant Coach, Amherst College

1986-87 _____ Assistant Coach, Rowan University

1988-92 _____ Offensive Coordinator, Rowan University

1993-01 _____ Head Coach, Rowan University

2002- _____ Head Coach, University of Delaware

DELAWARE COACHING STAFF

Brian Ginn _____ Offensive Coordinator/Quarterbacks

Nick Rapone _____ Defensive Coordinator/Safeties

Ben Albert _____ Associate Head Coach/Linebackers

Damian Wroblewski _____ Assistant Head Coach/Run-Game Coordinator

Phil Petite _____ Defensive Line

Gregg Perry _____ Tight Ends/Offensive Tackles

T.J. DiMuzio _____ Wide Receivers

Dyran Peake _____ Special Teams Coordinator/Cornerbacks

Aaron Harris _____ Running Backs

Frank Law _____ Defensive Line Assistant

Jason Hescock _____ Graduate Assistant

Jared Ambrose _____ Graduate Assistant

YEAR-BY-YEAR RECORD

Year	School	Record	Conf./Finish	Postseason
1993	Rowan	11-2		NCAA (Div. III) Finals
1994	Rowan	6-3		
1995	Rowan	10-3-1		NCAA (Div. III) Finals
1996	Rowan	10-3		NCAA (Div. III) Finals
1997	Rowan	11-1		NCAA (Div. III) Semis
1998	Rowan	10-3		NCAA (Div. III) Finals
1999	Rowan	12-2		NCAA (Div. III) Finals
2000	Rowan	7-2		
2001	Rowan	11-2		NCAA (Div. III) Semis
Rowan Totals		88-21-1 (.805)		
2002	Delaware	6-6	4-5/T6th	
2003	Delaware	15-1	8-1/T1st	NCAA Champions
2004	Delaware	9-4	7-1/T1st (South)	NCAA Qtrs
2005	Delaware	6-5	3-5/T3rd (South)	
2006	Delaware	5-6	3-5/T4th (South)	
2007	Delaware	11-4	5-3/T3rd (South)	NCAA Finals
Delaware Totals		52-26 (.667)		
Career Record		140-47-1 (.747)		



DELAWARE HEAD COACH -- K.C. KEELER

ALL-TIME DELAWARE COACHING RECORDS

Coach	Years	Record	Pct.	Conf.	Pct.
No Coach	1889-97	15-22-4	.415		
Herbert L. Rice	1898-01	14-15-2	.484		
C.A. Short	1902, 06	8-6-2	.563		
Nathan A. Mannakee	1903-05	8-13-2	.391		
E. Pratt King	1907	0-5-1	.083		
William J. McAvoy	1908-16, 22-24	42-43-13	.495		
Stan Baumgartner	1917	2-5	.286		
Lt. Milton Arronwitz	1918	2-5	.286		
H.B. Shipley	1919-20	5-10-2	.353		
Sylvester R. Derby	1921	5-4	.556		
R.M. Forstburg	1925-27	9-14-1	.396		
Joseph J. Rothrock	1928	2-6	.250		
A.B. Ziegler	1929-30	6-10-2	.389		
Charles Rogers	1931-33	12-9-4	.560		
J. Neil Stahley	1934	4-3-1	.563		
Lyal W. Clark	1935-37	5-18-1	.229		
Stephen J. Grenda	1938-39	4-12	.250		
William D. Murray	1940-42, 46-51	49-16-2	.746		
David M. Nelson	1952-65	84-42-2	.664		
Tubby Raymond	1966-01	300-119-3	.714	89-38	.701
K.C. Keeler	2002-	52-26	.667	30-20	.600



TEAM STATISTICS

	Delaware	Opponent
SCORING	543	387
Points Per Game	36.2	25.8
FIRST DOWNS	367	297
Rushing	159	156
Passing	196	117
Penalty	12	24
RUSHING YARDAGE	2567	2664
Yards gained rushing	2859	3167
Yards lost rushing	292	503
Rushing Attempts	602	648
Average Per Rush	4.3	4.1
Average Per Game	171.1	177.6
TDs Rushing	42	31
PASSING YARDAGE	4342	2687
Att-Comp-Int	532-336-5	380-229-13
Average Per Pass	8.2	7.1
Average Per Catch	12.9	11.7
Average Per Game	289.5	179.1
TDs Passing	23	16
TOTAL OFFENSE	6909	5351
Total Plays	1134	1028
Average Per Play	6.1	5.2
Average Per Game	460.6	356.7
KICK RETURNS: #-YARDS	61-1170	94-1833
PUNT RETURNS: #-YARDS	19-119	21-112
INT RETURNS: #-YARDS	13-164	5-67
KICK RETURN AVERAGE	19.2	19.5
PUNT RETURN AVERAGE	6.3	5.3
INT RETURN AVERAGE	12.6	13.4
FUMBLES-LOST	10-7	19-11
PENALTIES-YARDS	88-811	83-647
Average Per Game	54.1	43.1
PUNTS-YARDS	49-1807	63-2486
Average Per Punt	36.9	39.5
Net punt average	33.0	36.3
TIME OF POSSESSION/GAME	30:06	29:54
3RD-DOWN CONVERSIONS	113/215	86/215
3rd-Down Pct	53%	40%
4TH-DOWN CONVERSIONS	12/27	22/40
4th-Down Pct	44%	55%
SACKS BY-YARDS	33-247	28-194
MISC YARDS	0	0
TOUCHDOWNS SCORED	69	51
FIELD GOALS-ATTEMPTS	21-24	10-17
ON-SIDE KICKS	0-1	0-1
RED-ZONE SCORES	68-77 88%	37-52 71%
RED-ZONE TOUCHDOWNS	51-77 66%	29-52 56%
PAT-ATTEMPTS	64-67 96%	47-49 96%
ATTENDANCE	150573	102946
Games/Avg Per Game	7/21510	7/14707
Neutral Site Games	1/23010	1/23010

INDIVIDUAL PASSING

Name	GP	Effic	Att-Comp-Int	Pct	Yds	TD	Long	Avg/G
Joe Flacco	15	144.91	331-521-5	63.5	4263	23	84	284.2
Sean Scanlon	6	88.85	4-8-0	50.0	37	0	17	6.2
Aaron Love	14	226.40	1-2-0	50.0	42	0	42	3.0
TEAM	15	0.00	0-1-0	0.0	0	0	0	0.0
Total.....	15	144.10	336-532-5	63.2	4342	23	84	289.5
Opponents.....	15	126.71	229-380-13	60.3	2687	16	76	179.1

INDIVIDUAL RUSHING

Name	GP	Att	Gain	Loss	Net	Avg	TD	Long	Avg/G
Omar Cuff	15	398	1973	28	1945	4.9	35	48	129.7
Phillip Thaxton	11	64	403	13	390	6.1	3	62	35.5
Kervin Michaud	13	16	115	7	108	6.8	0	18	8.3
Johnathon Smith	14	12	71	3	68	5.7	0	35	4.9
Jared Bradley	11	20	50	9	41	2	0	10	3.7
Mark Duncan	15	4	27	0	27	6.8	0	10	1.8
Joe Flacco	15	64	196	174	22	0.3	4	25	1.5
Corey Broyles	1	6	14	6	8	1.3	0	7	8
Martwain Johnston	14	1	0	3	-3	-3	0	0	-0.2
Fred Andrew	15	1	0	5	-5	-5	0	0	-0.3
Sean Scanlon	6	5	10	24	-14	-2.8	0	9	-2.3
TEAM	15	11	0	20	-20	-1.8	0	0	-1.8
Total.....	15	602	2859	292	2567	4.3	42	62	171.1
Opponents.....	15	648	3167	503	2664	4.1	31	86	177.6

INDIVIDUAL RECEIVING

Name	GP	No	Yds	Avg	TD	Long	Avg/G
Aaron Love	14	73	1009	13.8	3	38	72.1
Mark Duncan	15	70	916	13.1	6	84	61.1
Omar Cuff	15	55	554	10.1	4	42	36.9
Kervin Michaud	13	52	682	13.1	3	42	52.5
Robbie Agnone	15	38	484	12.7	4	44	32.3
Josh Baker	15	20	344	17.2	2	54	22.9
Mark Mackey	13	12	140	11.7	1	32	10.8
Jon Heydt	12	6	77	12.8	0	30	6.4
Phillip Thaxton	11	6	52	8.7	0	16	4.7
Tommy Crosby	3	2	36	18	0	22	12
Matt Ruggiero	15	1	32	32	0	32	2.1
Jared Bradley	11	1	16	16	0	16	1.5
Total.....	15	336	4342	12.9	23	84	289.5
Opponents.....	15	229	2687	11.7	16	76	179.1

INDIVIDUAL DEFENSIVE LEADERS

Name	GP	Tackles-----			TFL/Yds	-Sacks- No-Yds	-----Pass Def-----		---Fumbles---		Blkd Kick	Saf
		Solo	Ast	Total			Int-Yds	BrUp	FR-Yds	FF		
57 Erik Johnson	15	69	53	122	11.0-54	2.0-26	3-4	1	1-55			
4 Anthony Bratton	14	73	32	105	2.5-6		1-0	5	1-0	2		
56 Walter Blair	15	58	37	95	3.0-21	1.0-6	1-16	5	1-0			
30 Charles Graves	14	44	31	75	0.5-1		1-6	4		1		
11 Matt Marcovelle	14	42	22	64	15.0-101	8.0-68		1	2-28	5		
9 Anthony Walters	15	49	14	63	7.5-55	1.0-6	3-50	9	2-0	1		
24 Fred Andrew	15	45	12	57	0.5-1		2-78	6				
92 Manny Marshall	15	25	21	46	3.5-9							
53 John Higginson	14	24	20	44	6.5-32	3.5-27		1				
99 Ronald Talley	13	19	24	43	6.0-24	3.0-21	1-0	3			1	
Total.....	15	670	440	1110	88-448	33-247	13-164	44	11-87	15	2	
Opponents.....	15	-	-	-	-	28-194	5-67	58	7-47	9	2	1

2007 GAME-BY-GAME

Date	Time	Opponent	Att.	DEL		OPP		Run	Pass	Offense			TO	Run	Pass	Defense		TO
				CCA	SN	CCA	SN			Total	Passes	Total				Passes		
A30	W 49-31	at William & Mary	11,639	21	19			281	202	483	19-23-0	1	109	433	542	26-42-0	0	
S8	W 41-14	West Chester	22,495	13	13			278	321	599	19-26-0	1	42	213	255	22-33-3	3	
S15	W 38-9	Rhode Island	22,064	11	10	rv	rv	97	337	434	25-40-0	1	187	79	266	8-24-2	3	
S22	W 27-7	at Towson	10,856	11	11	rv	rv	142	274	416	22-33-1	1	-16	173	157	16-26-1	1	
S29	W 42-7	Monmouth	21,431	12	12			157	236	393	17-22-0	2	46	188	234	24-33-2	2	
O6	L 30-35	at New Hampshire	7,115	11	11	14	15	77	419	496	40-51-0	1	162	251	413	15-20-0	0	
O13	W 30-20	Northeastern	21,570	15	15			241	222	463	17-26-1	1	123	198	321	18-23-0	0	
O27	W 59-52	at Navy	35,213	8	9			147	434	581	30-41-0	0	342	164	506	10-15-0	2	
N3	W 37-34	James Madison	22,061	7	7	12	12	161	257	418	23-42-0	0	403	39	442	5-16-1	4	
N10	L 56-62 (ot)	Richmond	21,187	6	6	8	9	210	375	585	26-39-1	1	260	199	459	16-29-0	0	
N17	L 10-16	at Villanova	10,817	9	9	rv	rv	136	145	281	17-37-1	1	195	99	294	12-21-0	1	
N23	W 44-7	Delaware State	19,765	13	13	10	10	347	189	536	11-20-0	1	88	56	144	10-20-1	3	
D1	W 39-27	at Northern Iowa	15,803	13	13	1	1	76	312	388	25-45-0	0	174	291	465	26-38-1	3	
D8	W 20-17	at Southern Illinois	11,503	13	13	4	4	119	285	404	22-39-0	0	191	106	297	12-25-2	2	
D14	L 21-49	vs Appalachian State	23,010	13	13	6	5	98	334	432	23-48-0	0	358	198	556	9-15-0	0	



DELAWARE YEAR-BY-YEAR RESULTS

Year	Overall	Conference	Coach	Year	Overall	Conference	Coach
1889	1-1-1		None	1961	4-4		David M. Nelson
1890	2-2		None	1962	7-2		David M. Nelson
1891	5-3-1		None	1963	8-0		David M. Nelson
1892	1-2-2		None	1964	4-5		David M. Nelson
1893	2-1		None	1965	5-4		David M. Nelson
1894	1-1		None	1966	6-3	Harold "Tubby" Raymond	
1895	1-3		None	1967	2-7	Harold "Tubby" Raymond	
1896	0-5		None	1968	8-3	Harold "Tubby" Raymond	
1897	2-4		None	1969	9-2	Harold "Tubby" Raymond	
1898	1-6-1		Herbert L. Rice	1970	9-2	Harold "Tubby" Raymond	
1899	6-2		Herbert L. Rice	1971	10-1	Harold "Tubby" Raymond	
1900	2-3-1		Herbert L. Rice	1972	10-0	Harold "Tubby" Raymond	
1901	5-4		Herbert L. Rice	1973	8-4	Harold "Tubby" Raymond	
1902	3-5-1		C.A. Short	1974	12-2	Harold "Tubby" Raymond	
1903	4-4		Nathan A. Mannakee	1975	8-3	Harold "Tubby" Raymond	
1904	1-5-1		Nathan A. Mannakee	1976	8-3-1	Harold "Tubby" Raymond	
1905	3-4-1		Nathan A. Mannakee	1977	6-3-1	Harold "Tubby" Raymond	
1906	5-1		C.A. Short	1978	10-4	Harold "Tubby" Raymond	
1907	0-5-1		E. Pratt King	1979	13-1	Harold "Tubby" Raymond	
1908	3-4-1		William J. McAvoy	1980	9-2	Harold "Tubby" Raymond	
1909	1-6-1		William J. McAvoy	1981	9-3	Harold "Tubby" Raymond	
1910	1-2-2		William J. McAvoy	1982	12-2	Harold "Tubby" Raymond	
1911	2-5-2		William J. McAvoy	1983	4-7	Harold "Tubby" Raymond	
1912	1-6-1		William J. McAvoy	1984	8-3	Harold "Tubby" Raymond	
1913	2-4-2		William J. McAvoy	1985	7-4	Harold "Tubby" Raymond	
1914	7-1-1		William J. McAvoy	1986	9-4	5-2 Harold "Tubby" Raymond	
1915	6-3		William J. McAvoy	1987	5-6	2-5 Harold "Tubby" Raymond	
1916	4-3-1		William J. McAvoy	1988	7-5	6-2 Harold "Tubby" Raymond	
1917	2-5		Stan Baumgartner	1989	7-4	5-3 Harold "Tubby" Raymond	
1918	1-2-2		Lt. Milton Arronwitz	1990	6-5	5-3 Harold "Tubby" Raymond	
1919	2-5-1		H.B. Shipley	1991	10-2	7-1 Harold "Tubby" Raymond	
1920	3-5-1		H.B. Shipley	1992	11-3	7-1 Harold "Tubby" Raymond	
1921	5-4		Sylvester R. Derby	1993	9-4	6-2 Harold "Tubby" Raymond	
1922	6-3		William J. McAvoy	1994	7-3-1	5-3 Harold "Tubby" Raymond	
1923	5-3-1		William J. McAvoy	1995	11-2	8-0 Harold "Tubby" Raymond	
1924	4-3-1		William J. McAvoy	1996	8-4	6-2 Harold "Tubby" Raymond	
1925	4-4		R. M. Forstburg	1997	12-2	7-1 Harold "Tubby" Raymond	
1926	3-5		R. M. Frostburg	1998	7-4	4-4 Harold "Tubby" Raymond	
1927	2-5-1		R. M. Forstburg	1999	7-4	5-3 Harold "Tubby" Raymond	
1928	2-6		Joseph J. Rothrock	2000	12-2	7-1 Harold "Tubby" Raymond	
1929	0-7-1		A.B. Ziegler	2001	4-6	4-5 Harold "Tubby" Raymond	
1930	6-3-1		A.B. Ziegler	2002	6-6	4-5 K.C. Keeler	
1931	5-1-2		Charles Rogers	2003	15-1	8-1 K.C. Keeler	
1932	5-4		Charles Rogers	2004	9-4	7-1 K.C. Keeler	
1933	2-4-2		Charles Rogers	2005	6-5	3-5 K.C. Keeler	
1934	4-3-1		J. Neil Stahley	2006	5-6	3-5 K.C. Keeler	
1935	2-5-1		Lyal W. Clark	2007	11-4	5-3 K.C. Keeler	
1936	2-6		Lyal W. Clark				
1937	1-7		Lyal W. Clark				
1938	3-5		Stephen J. Grenda				
1939	1-7		Stephen J. Grenda				
1940	5-3		William D. Murray				
1941	7-0-1		William D. Murray				
1942	8-0		William D. Murray				
1943		No schedule due to World War II					
1944		No schedule due to World War II					
1945		No schedule due to World War II					
1946	10-0		William D. Murray				
1947	4-4		William D. Murray				
1948	5-3		William D. Murray				
1949	8-1		William D. Murray				
1950	2-5-1		William D. Murray				
1951	5-3		William D. Murray				
1952	4-4		David M. Nelson				
1953	7-1		David M. Nelson				
1954	8-2		David M. Nelson				
1955	8-1		David M. Nelson				
1956	5-3-1		David M. Nelson				
1957	4-3		David M. Nelson				
1958	5-3		David M. Nelson				
1959	8-1		David M. Nelson				
1960	2-6-1		David M. Nelson				





QUICK FACTS

Location _____ Hempstead, N.Y.
 Enrollment _____ 13,000
 Nickname _____ Pride
 Colors _____ Gold, White & Blue
 Website _____ www.hofstra.edu/athletics
 Stadium _____ James M. Shuart Stadium
 Stadium Capacity _____ 13,000
 Stadium Surface _____ Artificial Grass
 President _____ Stuart Rabinowitz
 Athletics Director _____ Jack Hayes
 Head Coach _____ Dave Cohen
 Head Coach Alma Mater, Year _____ C.W. Post, 1988
 Football Contact _____ Jim Sheehan, Assoc. AD/Communications
 Football Contact Email _____ jim.b.sheehan@hofstra.edu
 Football Contact Office Phone _____ 516-463-6764
 Lettermen Returning/Lost _____ 32/23
 Offensive Starters Returning/Lost _____ 7/4
 Defensive Starters Returning/Lost _____ 3/8

2008 SCHEDULE

Date	Opponent	Location	Series Record
Aug. 28	at Connecticut	East Hartford, Conn.	2-2
Sept. 13	ALBANY	Hempstead, N.Y.	11-2
Sept. 20	*RHODE ISLAND	Hempstead, N.Y.	17-5
Sept. 27	at Stony Brook	Stony Brook, N.Y.	11-0
Oct. 4	*at James Madison	Harrisonburg, Va.	2-5
Oct. 11	at Bucknell	Lewisburg, Pa.	4-2
Oct. 18	*at Maine	Orono, Maine	10-6
Oct. 25	*DELAWARE	Hempstead, N.Y.	5-11-1
Nov. 1	*at New Hampshire	Durham, N.H.	5-6
Nov. 8	*RICHMOND	Hempstead, N.Y.	3-2
Nov. 15	*NORTHEASTERN	Hempstead, N.Y.	5-9
Nov. 22	*at Massachusetts	Amherst, Mass.	6-5

* - CAA Football Game
 Home Games in CAPS - Schedule subject to change

2007 RESULTS -- 7-4, 4-4 CAA

Home Stadium: James M. Shuart Stadium (15,000)

Home: 4-2 Away: 3-2 vs. Division: 2-3 vs. Top 25 (CCA): 1-2
 Total Home Attendance: 29,733 Average Home Attendance: 4,956

Sept. 8	FURMAN {9/9}	W 32-17	5,028
Sept. 15	[20/29] at Albany [TWT]	W 28-13	4,106
Sept. 22	[16/15] at Rhode Island	W 37-24	2,350
Sept. 29	[14/14] STONY BROOK [MSG] {-/rv}	W 33-28	5,527
Oct. 6	[12/12] MAINE [ESPNU-TD]	W 38-13	7,424
Oct. 13	[10/10] at Towson [CSN] {rv/rv}	W 20-3	7,856
Oct. 20	[9/10] NEW HAMPSHIRE {11/11}	L 3-40	5,688
Oct. 27	[15/15] at Villanova [CN8] {rv/rv}	L 31-35	6,621
Nov. 3	[20/20] WILLIAM AND MARY {rv/-}	W 38-14	3,151
Nov. 10	[18/18] at Northeastern {-/rv}	L 31-35	2,300
Nov. 17	[22/22] MASSACHUSETTS [ESPNU] {7/8}	L 5-27	2,915

CAA Team's Coaches & Sports Network Rankings listed prior to Opponent/Opponent's Coaches & Sports Network Rankings listed after Opponent at time game was played



HEAD COACH:

Dave Cohen

Overall Record (Years):
 9-13 (2 years)

Record at School (Years):
 9-13 (2 years)




Stuart Rabinowitz
 President



Jack Hayes
 Athletics Director




Jim Sheehan
 Football SID



QUARTERBACK BRYAN SAVAGE



ALL-STAR CANDIDATES



**NICK
ALTOMARE**
Senior - Defensive Back
5-10 - 185 - Fairfax, Va.

-- Three-year letterman who has played in all 33 games since 2005. Started nine games in 2007 and has started 17 during his Pride career.

-- Recorded a career-best 32 tackles including 18 solo stops last season. Equaled his single-game best performance with five tackles against Albany, Rhode Island and Williams and Mary.

-- Named to the Football Championship Subdivision Athletic Director's Association Academic All-Star Team and was an ESPN The Magazine Academic All-District selection. Is a two-time academic all-conference team selection.

ALTOMARE'S CAREER STATS

YEAR	GP	S-A-Tackles	SK/TFL	Int	PBU	FF/FR
2005	11	19-9-28	0.0/2.0	0	3	0/0
2006	11	11-13-24	0.0/0.5	0	0	0/0
2007	10	18-14-32	0.0/0.0	0	1	0/1
Career	32	48-36-84	0.0/2.5	0	4	0/1



**ANTHONY
NELSON**
Soph. - Wide Receiver
5-10 - 179 - Wellington, Fla.

-- Played in all 11 games as a freshman and was a double-threat at receiver and as a punt returner.

-- First team All-CAA punt returner who led the conference and was sixth in the FCS with a 15.6 mark in 20 returns in 2007. Posted a 77-yard return at Rhode Island and a 67-yard run back at Northeastern.

-- Was second on the Pride, 97th in the FCS and broke the Hofstra freshman record with 44 receptions for 543 yards and one touchdown. Posted two 100-yard receiving games including 10 catches for 128 yards against New Hampshire and six receptions for 105 yards at Northeastern.

NELSON'S CAREER STATS

YEAR	GP	No.	Yds	TD	Long	Avg/G	Avg/C
2007	11	44	543	1	34	49.36	12.34
Career	11	44	543	1	34	49.36	12.34



**LUKE
BONUS**
Junior - Linebacker
5-10 - 205 - Medford Lakes, N.J.

-- A two-year letterman at outside linebacker who has started 21 of the 22 games in which he has played.

-- Tallied 84 tackles, including 42 unassisted stops, and led the team in pass deflections with six. He also recorded double-digit tackles in four games including 13 against New Hampshire and 12 at Northeastern

-- Was the 2006 conference Defensive Rookie of the Year and a third team all-league selection.

BONUS' CAREER STATS

YEAR	GP	S-A-Tackles	SK/TFL	Int	PBU	FF/FR
2006	11	37-60-97	2.0/8.5	1	4	2/2
2007	11	42-42-84	0.0/4.5	0	6	0/0
Career	22	79-102-181	2.0/13.0	1	10	2/2



**BRYAN
SAVAGE**
Senior - Quarterback
6-2 - 223 - Springfield, Pa.

-- Started all 11 games as a junior after transferring from Coffeyville (KS) Community College.

- Completed 232 of 367 passes for 2,668 yards and 13 touchdowns, ranking fourth among CAA quarterbacks in passing average (242.5 ypg). Savage's season passing yardage total is the sixth-best in school history.

- Completed 50% or more of his attempts in 10 games and passed for 200 yards or more eight times including 325 yards against New Hampshire and 301 against both Rhode Island and Towson.

SAVAGE'S CAREER STATS

YEAR	GP	----- Passing -----					--- Rushing ---		
		Att.-Comp.-Int.	Yds.	TD	Lg.	Att.	Yds.	TD	
2007	11	232-367-16	2668	13	63	118	302	10	
Career	11	232-367-16	2668	13	63	118	302	10	



2008 HOFSTRA ROSTER

No.	Name	Pos.	Cl.	Ht\Wt.	Hometown/HS (Last School)
1	Anthony Vernaglia	LB	Gr.	6-3\234	Anaheim Hills,CA/Orange Lutheran/Notre Dame
2	Justine Buries	RB	Gr.	6-0\211	Mesquite, TX/West Mesquite/New Mexico State
4	Jeff Aime	DB	So.	5-9\203	Queens Village, NY/St. Francis Prep
5	Cory Christopher	QB	Jr.	6-1\230	Miami, FL/American/Nassau CC
6	Larry Gaskins	RB	RfR.	5-9\205	Conshohocken, PA/Upper Merion Area
7	Bryan Savage	QB	Sr.	6-2\223	Springfield, PA/The Haverford School/ Coffeyville CC
8	Ray McDonough	DB	Jr.	6-0\187	Los Angeles, CA/St. Francis/Glendale CC
9	Leslie Jackman	DB	Jr.	5-11\179	Freeport, NY/Freeport/Rutgers U.
10	Deron Mayo	LB	So.	5-11\200	Hampton, VA/Kecoughtan
11	Said Gaida	LB	So.	5-10\211	Bloomfield, NJ/Bloomfield
12	Shane Casciano	P	So.	6-0\200	Allentown, PA/Central Catholic
13	Garrett Heron	CB	So.	5-9\178	South Orange, NJ/Columbia
14	Joe Sidaras	QB	Fr.	6-3\218	Mastic Beach, NY/William Floyd
16	Steve Probst	QB	Fr.	6-4\200	North Massapequa, NY/Farmingdale
17	Kevin Smith	DE	Jr.	6-2\230	Miami, FL/Coral Reef/Western Michigan U.
18	Darren Brownlee	WR	Jr.	6-1\192	Boys, MD/Northwest/West Virginia U.
19	Luqman Abdullah	DT	Jr.	6-4\305	Trenton, NJ/The Hun School/Univ. of Miami (FL)
20	Nick Altomare	DB	Sr.	5-10\185	Fairfax, VA/Robinson Secondary
21	Andre Freeman	DB	RfR.	5-11\182	Pittsburgh, PA/Penn Hills
22	Chris Griffin	SS	RfR.	6-1\180	Miami, FL/Coral Reef
23	Gregory Melendez	DB	RfR.	6-1\196	Brooklyn, NY/Canarsie
24	Basim Hudeen	LB	RfR.	5-10\220	Elizabeth, NJ/Elizabeth
25	Darryl Kornegay	DE	So.	6-3\248	Burtonsville, MD/Springbrook
26	Everette Benjamin	FB	So.	6-1\211	Massapequa, NY/Amityville Memorial
27	Jaron McNeill	CB	So.	5-9\176	Brooklyn, NY/Christ the King
28	Paul Leslie	DB	Jr.	5-8\160	Montgomeryville, PA/North Penn/Boise State
29	Dontavious Johnson	DB	Fr.	5-10\160	West Palm Beach, FL/Palm Beach Lakes
30	Brock Jackolski	RB	Fr.	5-11\188	Shirley, NY/William Floyd
31	Kwabea Asante	RB	RfR.	5-11\200	Westbury, NY/Hicksville
32	Phil Riley	TE	Sr.	6-3\245	Prince Frederick, MD/Huntingtown
34	Anthony Caizzo	DB	RfR.	5-7\165	Franklin Square, NY/Kellenberg Memorial
35	Keith Ferrara	DB	RfR.	5-10\179	Glendale, NY/St. Francis Prep
36	Joshua Jacques	WR	So.	6-0\195	Brentwood, NY/Brentwood
37	Chris Betz	LB	So.	5-10\209	Chatham, NJ/Chatham
38	Kenny Munson	WR	Fr.	5-10\185	Staten Island, NY/Tottenville/Naval Academy Prep
39	Jon Haefner	WR	Fr.	5-10\165	East Norriton, PA/Archbishop Carroll
40	Vaughn Davis	WR	Jr.	6-1\207	Palm Bay, FL/Campus Magnet (NY)/ Hancock CC (CA)
41	Chris Edmond	LB	RfR.	6-0\205	Freeport, NY/Freeport/Nassau CC
42	Rashad Swanson	LB	Jr.	5-11\188	Antioch, CA/Dea Valley/City College of S.F.
44	Luke Bonus	LB	Jr.	5-10\205	Medford Lakes, NJ/Shawnee
45	Ray Bennett	FB	Sr.	5-8\221	Uniondale, NY/Hempstead
46	Tyler Johnston	DB	RfR.	6-1\195	South Deerfield, MA/Frontier Regional
47	Cesar Alvarez	DE	RfR.	6-2\208	Tampa, FL/Robinson
48	Schamgar Cenat	DB	Jr.	6-3\200	Queens Village, NY/Bayside/Nassau CC
49	Brian Hanly	K/P	Fr.	6-1\175	Wyckoff, NJ/Don Bosco Prep
50	Scott Szelong	DE	Jr.	6-1\252	Mt. Pleasant, PA/Mt. Pleasant Area
51	Chris Thomas	LB	Fr.	6-1\200	Staten Island, NY/Curtis
52	Matt Clerk	DE	RfR.	6-2\212	Jersey City, NJ/Lincoln
54	John Perlaza	OL	Fr.	6-2\232	North Babylon, NY/North Babylon
55	Anthony Polo	LB	Fr.	5-11\204	Wantagh, NY/Wantagh
56	Ronnie Cameron	DE	So.	6-3\245	Westbury, NY/Holy Trinity
57	Evans Nelson	LB	Jr.	6-1\194	Queens Village, NY/Christ the King/LIU-C.W. Post
59	Julian Flamer	DL	Fr.	6-0\270	Charlotte, NC/Country Day School
60	Tom Ottaiano	OG	So.	6-0\271	East Hanover, NJ/Hanover Park
63	Andrew Nelson	DL	So.	6-3\259	Uniondale, NY/Uniondale
65	Joshua Weigel	OT	Sr.	6-3\278	Overland Park, KS/Shawnee Mission So./ Coffeyville CC
66	Zachary Carney	DE	Jr.	6-4\260	Wynatskill, NY/Blair Academy
67	Jaren Harrell	OT	So.	6-2\275	Quartz Hill, CA/Quartz Hill
68	Derek Moore	OT	RfR.	6-3\263	Granville, OH/Newark Catholic/Fork Union
70	Mike Trice	OT	Jr.	6-5\357	Hempstead, NY/Holy Trinity
71	Brian Frederick	OL	So.	6-4\264	Dracut, MA/Dracut/Bridgton Academy
72	Kevin Brown	DL	RfR.	6-3\269	Brooklyn, NY/Canarsie
74	Jordy Paulemon	OL	Fr.	6-3\291	Brentwood, NY/Brentwood
75	Jimmy Mangiero	C	Jr.	6-2\275	Bloomington, IN/Bloomington South
77	Armand Poole	OT	Jr.	6-2\274	Grayson, GA/Grayson
78	Roland Massimino	OL	RfR.	6-1\255	Lake Barrington, IL/Barrington
79	David Spanich	OG	Jr.	6-3\275	Coral Springs, FL/Cardinal Gibbons
80	Ottis Lewis	WR	Sr.	6-5\213	Norwalk, CT/Brien McMahon
82	Anthony Nelson	WR	So.	5-10\179	Wellington, FL/Glades Day School
83	Aaron Weaver	WR	So.	6-2\211	Freeport, NY/Baldwin
84	Mike Denimarck	TE	Sr.	6-4\253	Sound Beach, NY/Miller Place
85	Bryant Carpenter	TE	Jr.	6-1\230	Orlando, FL/Edgewater/U. Southern Mississippi
86	Brad Hilovsky	WR	RfR.	6-0\175	Millsboro, DE/Sussex Central
87	David Wilson	TE	RfR.	6-6\210	Serone, PA/Upper Darby/Delaware County CC
88	Christian Dennis	WR	RfR.	6-0\194	Ponte Vedra, FL/Nease
89	Patrick Jaramillo	WR	RfR.	6-1\207	Teaneck, NJ/Teaneck
90	Quincy Barr	DL	Fr.	6-4\230	Brandon, FL/Riverview
91	Johnny Hartsfield	DL	Fr.	6-3\240	St. Petersburg, FL/Boca Ciega
92	Elliott Antoine	DL	Jr.	6-0\254	Newton, MA/St. Ignatius (OH)/ U.S. Military Academy
93	Bruce DeMyer	DT	Jr.	6-1\240	Poughquag, NY/Arlington
94	Joe Akabalu	DE	Jr.	6-1\247	Brentwood, NY/Brentwood
95	Al Carmody	DE	Jr.	6-3\247	Wilton Manors, FL/St. Thomas Aquinas
98	Larry Abiola	DT	Sr.	5-11\316	South Farmingdale, NY/Farmingdale/Nassau CC
99	Joe Garvey	DL	Jr.	6-2\234	Holden, MA/Wachusett Regional/Golden West JC
	Tim Gallo	WR	Fr.	5-10\175	Water Mill, NY/Milford Academy
	Henry Greco	K	Jr.	5-8\160	Franklin Square, NY/Valley Stream North/ Nassau CC
	Gerald Guerrier	WR	Jr.	5-9\187	Irvington, NJ/Irvington/New Mexico State

**HOFSTRA
NEWCOMERS**

Luqman Abdullah	DL, 6-4, 305
Trenton, NJ/The Hun School (Miami, Fla.)	
Elliott Antoine	DL, 6-0, 254
Newton, MA/St. Ignatius (OH)/U.S. Military Acad.	
Quincy Barr	DL, 6-4, 230
Brandon, FL/Riverview	
Darren Brownlee	WR, 6-1, 192
Boys, MD/Northwest (West Virginia)	
Justine Buries	RB, 6-0, 211
Mesquite, TX/West Mesquite (N. Mexico State)	
Schamgar Cenat	DB, 6-3, 200
Queens Village, NY/Bayside (Nassau CC)	
Vaughn Davis	WR
Palm Bay, FL/Campus Magnet (NY) (Hancock CC)	
Chris Edmond	LB, 5-10, 197
Freeport, NY/Freeport (Nassau CC)	
Julian Flamer	DL, 6-0, 270
Charlotte, NC/Charlotte Country Day	
Tim Gallo	WR, 5-10, 175
Water Mill, NY/Milford Academy	
Joe Garvey	DL, 6-2, 234
Holden, MA/Wachusett Regional (Golden W. JC)	
Henry Greco	K, 5-8, 160
Franklin Square, NY/Valley Stream North (Nassau CC)	
Gerald Guerrier	WR, 5-9, 187
Irvington, NJ/Irvington (New Mexico State)	
Jon Haefner	WR, 5-10, 165
East Norriton, PA/Archbishop Carroll	
Brian Hanly	K/P, 6-1, 175
Wyckoff, NJ/Don Bosco Prep	
Johnny Hartsfield	DL, 6-3, 240
St. Petersburg, FL/Boca Ciega	
Leslie Jackman	DB, 5-11, 179
Freeport, NY/Freeport (Rutgers)	
Brock Jackolski	RB, 5-11, 188
Shirley, NY/William Floyd	
Joshua Jacques	WR, 6-0, 195
Brentwood, NY/Brentwood	
Dontavious Johnson	DB, 5-10, 160
West Palm Beach, FL/Palm Beach Lakes	
Ray McDonough	DB, 6-0, 187
Los Angeles, CA/St. Francis (Glendale CC)	
Kenny Munson	DB, 5-10, 185
Staten Island, NY/Tottenville/Naval Academy Prep	
Evans Nelson	LB, 6-1, 194
Queens Village, NY/Christ the King (LIU-C.W. Post)	
Jordy Paulemon	OL, 6-3, 291
Brentwood, NY/Brentwood	
John Perlaza	DL, 6-2, 232
North Babylon, NY/North Babylon	
Anthony Polo	LB, 5-11, 204
Wantagh, NY/	
Steve Probst	QB, 6-4, 200
North Massapequa, NY/Farmingdale	
Joe Sidaras	QB, 6-3, 218
Mastic Beach, NY/William Floyd	
Rashad Swanson	DB, 5-11, 188
Antioch, CA/Dea Valley (City College of S.F.)	
Chris Thomas	LB, 6-1, 200
Staten Island, NY/Curtis	
Anthony Vernaglia	LB, 6-3, 234
Anaheim Hills, CA/Luthern (Notre Dame)	
David Wilson	TE, 6-6, 210
Serone, PA/Upper Darby (Delaware County CC)	



DAVE COHEN



PERSONAL

Birthdate

October 6, 1966

Hometown

Huntington, N.Y.

Alma Mater

C.W. Post '88

Wife

Denise

Children

Charles, Brian

PLAYING CAREER

1984-87 _____ Long Island University-C.W. Post

COACHING CAREER

1988-89 _____ Linebackers/Strength, University at Albany

1990-93 _____ Linebackers/Defensive Line, Lafayette College

1994-98 _____ Defensive Line/Linebackers, University of Delaware

1999-01 _____ Associate Head Coach/Defensive Coordinator/Linebackers,

_____ Fordham University

2002-05 _____ Defensive Coordinator/Linebackers, University of Delaware

2006- _____ Head Coach, Hofstra University

YEAR-BY-YEAR RECORD

Year	School	Record	Conf./Finish	Postseason
2006	Hofstra	2-9	1-7/6th (North)	
2007	Hofstra	7-4	4-4/T2nd (North)	
Hofstra Totals		9-13 (.409)		
Career Record		9-13 (.409)		



HOFSTRA COACHING STAFF

Mike Elko _____	Asst. Head Coach/Defensive Coordinator/Linebackers
David Patenaude _____	Offensive Coordinator/Quarterbacks
Lyle Hemphill _____	Special Teams Coordinator/Defensive Backs
Bill Durkin _____	Offensive Run Game Coordinator/Offensive Line
Kevin Baumann _____	Recruiting Coordinator/Tight Ends
Kahmal Roy _____	Wide Receivers
Antonio Smikle _____	Running Backs
Kyle Smith _____	Assistant Defensive Backs
Malik Hall _____	Defensive Line
Kevin Mapp _____	Defensive Ends

ALL-TIME HOFSTRA COACHING RECORDS

Coach	Years	Record	Pct.	Conf.	Pct.
Jack McDonald	1937-41, 46	21-17-1	.551		
Jack Smith	1947-49	6-14-3	.326		
Howard Myers	1950-74	141-98-4	.588		
Bill Leete	1975-80	30-23-11	.565		
Mickey Kwiatkowski	1981-89	68-27	.716		
Joe Gardi	1990-05	119-62-2	.656	21-22	.488
Dave Cohen	2006-	9-13	.409	5-11	.313



TEAM STATISTICS

	Hofstra	Opponent
SCORING	296	249
Points Per Game	26.9	22.6
FIRST DOWNS	222	189
Rushing	80	62
Passing	130	113
Penalty	12	14
RUSHING YARDAGE	1605	1253
Yards gained rushing	1944	1534
Yards lost rushing	339	281
Rushing Attempts	406	389
Average Per Rush	4.0	3.2
Average Per Game	145.9	113.9
TDs Rushing	21	11
PASSING YARDAGE	2668	2181
Att-Cmp-Int	367-232-16	331-191-13
Average Per Pass	7.3	6.6
Average Per Catch	11.5	11.4
Average Per Game	242.5	198.3
TDs Passing	13	17
TOTAL OFFENSE	4273	3434
Total Plays	773	720
Average Per Play	5.5	4.8
Average Per Game	388.5	312.2
KICK RETURNS: #-YARDS	45-951	52-999
PUNT RETURNS: #-YARDS	21-308	17-129
INT RETURNS: #-YARDS	13-59	16-233
KICK RETURN AVERAGE	21.1	19.2
PUNT RETURN AVERAGE	14.7	7.6
INT RETURN AVERAGE	4.5	14.6
FUMBLES-LOST	11-7	15-11
PENALTIES-YARDS	70-599	66-447
Average Per Game	54.5	40.6
PUNTS-YARDS	51-1832	63-2409
Average Per Punt	35.9	38.2
Net punt average	32.6	33.0
TIME OF POSSESSION/GAME	32:52	27:08
3RD-DOWN CONVERSIONS	57/154	58/156
3rd-Down Pct	37%	37%
4TH-DOWN CONVERSIONS	6/10	7/18
4th-Down Pct	60%	39%
SACKS BY-YARDS	23-160	29-185
MISC YARDS	0	-6
TOUCHDOWNS SCORED	36	33
FIELD GOALS-ATTEMPTS	14-26	7-9
ON-SIDE KICKS	0-0	0-0
RED-ZONE SCORES	33-44 75%	26-30 87%
RED-ZONE TOUCHDOWNS	21-44 48%	21-30 70%
PAT-ATTEMPTS	34-35 97%	30-33 91%
ATTENDANCE	29733	23233
Games/Avg Per Game	6/4956	5/4647
Neutral Site Games	0/0	0/0

INDIVIDUAL PASSING

Name	GP	Effic	Att-Cmp-Int	Pct	Yds	TD	Long	Avg/G
Bryan Savage	11	127.25	232-367-16	63.2	2668	13	63	242.5
Total.....	11	127.25	232-367-16	63.2	2668	13	63	242.5
Opponents.....	11	122.15	191-331-13	57.7	2181	17	52	198.3

INDIVIDUAL RUSHING

Name	GP	Att	Gain	Loss	Net	Avg	TD	Long	Avg/G
Kareem Huggins	9	178	1008	51	957	5.4	9	71	106.3
Bryan Savage	11	118	527	225	302	2.6	10	26	27.5
Everette Benjamin	11	68	265	5	260	3.8	2	18	23.6
Jeff Aime	7	29	97	3	94	3.2	0	16	13.4
Gian Villante	11	1	17	0	17	17.0	0	17	1.5
Anthony Nelson	11	3	17	0	17	5.7	0	11	1.5
Julian Watts	9	1	12	0	12	12.0	0	12	1.3
Scott A'Hara	2	1	0	2	-2	-2.0	0	0	-1.0
Chris Manno	10	3	1	11	-10	-3.3	0	1	-1.0
TEAM	11	4	0	42	-42	-10.5	0	0	-8.4
Total.....	11	406	1944	339	1605	4.0	21	71	145.9
Opponents.....	11	389	1534	281	1253	3.2	11	40	113.9

INDIVIDUAL RECEIVING

Name	GP	No	Yds	Avg	TD	Long	Avg/G
Charles Sullivan	11	86	991	11.5	7	44	90.1
Anthony Nelson	11	44	543	12.3	1	34	49.4
Ottis Lewis	11	27	465	17.2	4	63	42.3
Chris Manno	10	16	138	8.6	0	12	13.8
Everette Benjamin	11	15	153	10.2	1	22	13.9
Kareem Huggins	9	15	103	6.9	0	20	11.4
Bryant Carpenter	10	9	92	10.2	0	20	9.2
Phil Riley	10	8	72	9.0	0	21	7.2
Julian Watts	9	6	71	11.8	0	18	7.9
Sam Cherilus	9	3	15	5.0	0	6	1.7
Aaron Weaver	4	2	24	12.0	0	21	6.0
Jeff Aime	7	1	1	1.0	0	1	0.1
Total.....	11	232	2668	11.5	13	63	242.5
Opponents.....	11	191	2181	11.4	17	52	198.3

INDIVIDUAL DEFENSIVE LEADERS

Name	GP	-----Tackles-----			TFL/Yds	-----Pass Def-----		---Fumbles---		Blkd Kick	Saf
		Solo	Ast	Total		No-Yds	Int-Yds	BrUp	FR-Yds		
42 Gian Villante	11-10	55	55	110	6.0-21	1.5-12	.	5	2-0	1	.
56 Stanley Gutierrez	11-10	34	54	88	7.0-20	1.5-11	4-10	2	.	3	.
44 Luke Bonus	11-10	42	42	84	4.5-6	.	.	6	.	.	.
9 Kyle Arrington	11-10	30	23	53	5.5-17	.	1-1	3	1-0	1	.
5 David Darby	11-10	26	27	53	1.0-8	3-19	2	1-23	.	.	.
91 Ken Sussman	11-6	19	27	46	9.5-40	4.5-34	.	1	.	2	.
4 DeWayne Whitaker	11-10	27	13	40	2.0-3	.	1-2	1	1-0	.	.
92 Shemiah LeGrande	11-10	14	24	38	7.5-29	3.0-17
10 Stephen Tate	11-0	20	13	33	.	.	2--2	3	.	.	.
94 Thomas Massey	11-10	14	19	33	9.0-48	4.0-32	.	2	.	1	.
Total.....	11-0	389	407	796	63-251	23-160	13-59	27	11-23	9	3
Opponents.....	11-0	418	448	866	66.0-309	29-185	16-233	34	7-17	6	1

2007 GAME-BY-GAME

Date	Time	Opponent	HOF		OPP		Run	Pass	Offense			Defense				
			Att.	CCA SN	CCA	SN			Total	Passes	TO	Run	Pass	Total	Passes	TO
S8	W 32-17	Furman	5,028		9	9	125	285	410	24-36-0	1	85	228	313	23-35-2	4
S15	W 28-13	at Albany	4,106	20 19			91	262	353	19-28-0	1	94	131	225	15-29-2	2
S22	W 37-24	at Rhode Island	2,350	16 15			160	291	451	26-42-4	4	170	230	400	11-28-0	2
S29	W 33-28	Stony Brook	5,527	14 14		rv	169	256	425	20-33-3	4	29	244	273	22-48-2	3
O6	W 38-13	Maine	7,424	12 12			247	185	432	16-20-0	0	96	194	290	21-40-1	1
O13	W 20-3	at Towson	7,856	10 10	rv	rv	181	301	482	24-38-2	3	70	123	193	13-26-2	3
O20	L 3-40	New Hampshire	5,688	9 10	11	11	149	325	474	31-50-3	4	107	270	377	20-24-0	0
O27	L 31-35	at Villanova	6,621	15 15	rv	rv	151	206	357	16-36-3	4	145	56	201	8-16-1	2
N3	W 38-14	William & Mary	3,151	20 20	rv		160	196	356	15-17-0	0	125	138	263	16-27-1	3
N10	L 31-35	at Northeastern	2,300	18 18		rv	133	222	355	20-33-0	0	188	258	446	20-24-0	1
N17	L 5-27	Massachusetts	2,915	22 22	7	8	39	129	168	21-34-1	2	144	309	453	22-34-2	3



HOFSTRA YEAR-BY-YEAR RESULTS

Year	Overall	Conference	Coach
1937	2-4		Jack McDonald
1938	2-3-1		Jack McDonald
1939	4-2		Jack McDonald
1940	4-3		Jack McDonald
1941	5-2		Jack McDonald
1946	4-3		Jack McDonald
1947	5-3		Jack Smith
1948	0-6-2		Jack Smith
1949	1-5-1		Jack Smith
1950	2-6		Howard Myers
1951	6-2-1		Howard Myers
1952	8-1		Howard Myers
1953	6-3		Howard Myers
1954	7-2		Howard Myers
1955	3-6		Howard Myers
1956	7-3		Howard Myers
1957	9-1		Howard Myers
1958	6-4		Howard Myers
1959	9-0		Howard Myers
1960	7-1-1		Howard Myers
1961	7-2		Howard Myers
1962	8-2		Howard Myers
1963	3-6		Howard Myers
1964	6-3-1		Howard Myers
1965	8-2		Howard Myers
1966	2-8		Howard Myers
1967	8-2		Howard Myers
1968	5-5		Howard Myers
1969	0-10		Howard Myers
1970	5-5		Howard Myers
1971	5-6		Howard Myers
1972	5-6		Howard Myers
1973	8-3		Howard Myers
1974	1-9-1		Howard Myers
1975	3-6		Bill Leete
1976	4-4		Bill Leete
1977	6-3		Bill Leete
1978	4-5		Bill Leete
1979	5-3-1		Bill Leete
1980	8-2		Bill Leete
1981	4-6		Mickey Kwiatkowski
1982	6-4		Mickey Kwiatkowski
1983	10-0		Mickey Kwiatkowski
1984	9-0		Mickey Kwiatkowski
1985	4-6		Mickey Kwiatkowski
1986	9-1		Mickey Kwiatkowski
1987	9-1		Mickey Kwiatkowski
1988	9-1		Mickey Kwiatkowski
1989	8-2		Mickey Kwiatkowski
1990	10-0		Joe Gardi
1991	8-2		Joe Gardi
1992	4-6		Joe Gardi
1993	6-3		Joe Gardi
1994	8-1-1		Joe Gardi
1995	10-1		Joe Gardi
1996	5-6		Joe Gardi
1997	9-2		Joe Gardi
1998	8-3		Joe Gardi
1999	10-1		Joe Gardi
2000	8-3		Joe Gardi
2001	9-3	7-2	Joe Gardi
2002	6-6	4-5	Joe Gardi
2003	2-1	2-7	Joe Gardi
2004	5-6	3-5	Joe Gardi
2005	7-4	5-3	Joe Gardi
2006	2-9	1-7	Dave Cohen
2007	7-4	4-4	Dave Cohen



As a freshman in 2007, Hofstra's Anthony Nelson earned First Team All-Conference honors as a punt returner.





QUICK FACTS

Location _____ Harrisonburg, Va.
 Enrollment _____ 17,500
 Nickname _____ Dukes
 Colors _____ Purple & Gold
 Website _____ www.jmusports.com
 Stadium _____ Bridgeforth Stadium
 Stadium Capacity _____ 15,500
 Stadium Surface _____ Artificial Grass
 President _____ Dr. Linwood H. Rose
 Athletics Director _____ Jeff Bourne
 Head Coach _____ Mickey Matthews
 Head Coach Alma Mater, Year _____ West Texas State, 1976
 Football Contact _____ Gary Michael, Director of Sports Media Relations
 Football Contact Email _____ michaelg@jmu.edu
 Football Contact Office Phone _____ 540-568-6154
 Lettermen Returning/Lost _____ 49/17
 Offensive Starters Returning/Lost _____ 8/3
 Defensive Starters Returning/Lost _____ 7/4

2008 SCHEDULE

Date	Opponent	Location	Series Record
Aug. 30	at Duke	Durham, N.C.	First Meeting
Sept. 6	NORTH CAROLINA CENTRAL	Harrisonburg, Va.	First Meeting
Sept. 13	*MASSACHUSETTS	Harrisonburg, Va.	4-7-1
Sept. 20	APPALACHIAN STATE	Harrisonburg, Va.	3-12
Sept. 27	*at Maine	Orono, Maine	7-4
Oct. 4	*HOFSTRA	Harrisonburg, Va.	5-2
Oct. 11	*at Richmond	Richmond, Va.	11-14
Oct. 25	*at Villanova	Villanova, Pa.	8-7
Nov. 1	*DELAWARE	Harrisonburg, Va.	6-11
Nov. 15	*WILLIAM AND MARY	Harrisonburg, Va.	16-14
Nov. 22	*at Towson	Towson, Md.	14-5-1

* - CAA Football Game
 Home Games in CAPS - Schedule subject to change

2007 RESULTS -- 8-4, 6-2 CAA

Home Stadium: Bridgeforth Stadium/Zane Showker Field (14,513)

Home: 5-1 Away: 3-3 vs. Division: 3-2 vs. Top 25 (CCA): 1-3
 Total Home Attendance: 87,069 Average Home Attendance: 14,512

Sept. 1	[7/8]	at North Carolina [E360]	L 14-37	58,500
Sept. 8	[11/10]	NEW HAMPSHIRE [CN8] {5/5}	W 41-24	14,021
Sept. 15	[7/9]	VMI	W 45-17	15,083
Sept. 22	[9/8]	COASTAL CAROLINA {-/rv}	W 45-10	15,260
Sept. 29	[9/9]	VILLANOVA [CSN] {rv/rv}	W 35-7	15,035
Oct. 6	[9/9]	at Northeastern	W 21-14	2,083
Oct. 13	[9/9]	at Rhode Island	W 44-27	6,163
Oct. 27	[6/6]	RICHMOND [CSN] {14/14}	L 16-17	14,009
Nov. 3	[12/12]	at Delaware [CSN] {7/7}	L 34-37	22,061
Nov. 10	[15/16]	at William and Mary	W 55-34	12,259
Nov. 17	[13/14]	TOWSON	W 23-13	13,661
Nov. 24	[9/12]	at Appalachian State [CN8] {6/5}	L 27-28	14,040

CAA Team's Coaches & Sports Network Rankings listed prior to Opponent/Opponent's Coaches & Sports Network Rankings listed after Opponent at time game was played



HEAD COACH:
Mickey Matthews

Overall Record (Years):
64-44 (9 years)

Record at School (Years):
64-44 (9 years)





Dr. Linwood H. Rose
President



Jeff Bourne
Athletics Director




Gary Michael
Football SID



QUARTERBACK RODNEY LANDERS



ALL-STAR CANDIDATES



MARCUS HAYWOOD

Senior - Free Safety
6-0 - 190 - Williamsburg, Va.

-- Two-year starter who is expected to move into All-America Tony LeZotte's free safety position after working previously at strong safety. Second-team All-Virginia Division I in 2007.

-- JMU's leading returning tackler and third on the team overall in stops in 2007 with 93. Second on last season's team in tackles for loss with eight.

-- Led JMU with a career-high 15 tackles, 10 unassisted, last season at Delaware and tied for the team lead with 10 stops at Rhode Island.

HAYWOOD'S CAREER STATS

YEAR	GP	S-A-Tackles	SK/TFL	Int	PBU	FF/FR
2005	9	3-8-11	1.0/1.0	0	0	0/1
2006	12	27-26-53	1.0/4.0	1	4	1/0
2007	12	53-40-93	0.5/8.0	1	1	0/1
Career	33	83-74-157	2.5/13.0	2	5	1/2



RODNEY LANDERS

Senior - Quarterback
6-1 - 220 - Virginia Beach, Va.

-- Returning starter who was second-team all-conference and first-team All-Virginia Division I in 2007.

-- In 2007 in his first season as a starter threw for 1,678 yards and 13 touchdowns and ran for 1,273 yards and 12 scores. Set JMU season records for yards of total offense (2,951) and rushing yards by a quarterback. Set JMU's game total offense record with a 408-yard effort at Rhode Island (242 passing, 166 rushing).

-- Completed 63.4 percent of his passes. Was intercepted only five times and had a passing efficiency rating of 148.22. Had six 100-yard rushing games in 2007.

LANDERS' CAREER STATS

YEAR	GP	----- Passing -----					--- Rushing ---		
		Att.-Comp.-Int.	Yds.	TD	Lg.	Att.	Yds.	TD	
2005	8	5-7-0	47	1	15	25	212	2	
2006	8	4-6-0	29	0	11	24	222	1	
2007	12	130-205-5	1678	13	61	223	1273	12	
Career	29	139-218-5	1754	14	61	272	1707	15	



EUGENE HOLLOWMAN

Senior - Running Back
5-11 - 185 - Virginia Beach, Va.

-- Returnee who missed most of 2007 with a knee injury.

-- Ran for 180 yards in two games in 2007. In 2006 in 10 games ran for 1,085 yards and eight touchdowns and catching 11 passes for 122 yards and a score in his first JMU season after transferring from Highland (Kan.) Community College.

-- First-team all-conference in 2006. Had six 100-yard rushing games, including a season-best 171 yards on 15 carries (80- and 50-yard scoring runs) against Delaware.

HOLLOWMAN'S CAREER STATS

YEAR	GP	No.	Yds	TD	Long	Avg/G	Avg/C
2006	10	192	1085	8	80	108.50	5.65
2007	2	49	180	0	27	90.00	3.67
Career	12	241	1265	8	80	105.42	5.25



EVAN MCCOLLOUGH

Senior - Cornerback
5-10 - 195 - Springdale, Md.

-- Third-year starter at cornerback and JMU's No. 4 returning tackler. Second-team All-CAA and All-Virginia Division I in 2007.

-- In 2007, took part in 57 tackles, including a career-high-tying 12 against Towson. Had six or more stops in four other games.

-- Had a 2007 interception against New Hampshire to set up a tying JMU touchdown in the second half.

MCCOLLOUGH'S CAREER STATS

YEAR	GP	S-A-Tackles	SK/TFL	Int	PBU	FF/FR
2005	8	21-8-29	0.0/0.0	0	2	0/0
2006	11	37-14-51	0.0/1.0	0	1	0/0
2007	11	32-25-57	0.0/2.5	1	4	1/0
Career	30	90-47-137	0.0/3.5	1	7	1/0



2008 JAMES MADISON ROSTER

No.	Name	Pos.	Cl.	Ht\Wt.	Hometown/HS (Last School)
1	Sanders, Jamaris	CB	Jr.	5-10/185	Newport News, Va./Warwick
2	McCollough, Evan	CB	Sr.	5-10/195	Springdale, Md./C.H. Flowers
5	Williams, Bosco	WR	Jr.-r	6-2/220	Clifton Forge, Va./Alleghany
7	Landers, Rodney	QB	Sr.-r	6-1/220	Virginia Beach, Va./Tallwood
8	McCarter, Rockeed	WR	Jr.	6-3/215	Philadelphia, Pa./Roman Catholic
9	Dudzik, Drew	QB	So.-r	6-1/195	Clifton, Va./Centreville
10	Ward, Patrick	WR	Sr.	5-10/190	Harrisonburg, Va./Harrisonburg
11	Brandon, D.J.	LB	Sr.	6-1/230	Raleigh, N.C./Enloe
12	Allen, Mike	WR	Fr.-r	6-0/175	Powhatan, Va./Blessed Sacrament Huguenot
13	Griffin, Gerren	WS	Jr.-r	6-1/200	Fairburn, Ga./Sandy Creek
14	Holloman, Eugene	TB	Sr.-r	5-11/185	Virginia Beach, Va./Bayside/Highland C.C
15	Brown, Ray	WR	Jr.-r	6-3/210	Clinton, Md./C.H. Flowers
17	Yancey, Griff	TB	So.-r	5-10/195	Glen Allen, Va./Hermitage
18	Ramsey, Darrius	CB	Sr.	5-10/170	Yorktown, Va./Grafton
19	McGee, Scotty	CB	Jr.-r	5-9/180	Virginia Beach, Va./Ocean Lakes
23	Long, Kerby	WR	Fr.-r	5-11/170	Arlington, Va./Yorktown/Fork Union Military
24	Williams, Pat	SS	Fr.-r	6-1/205	Virginia Beach, Va./First Colonial
25	Hunter, Markus	SS	Fr.-r	5-9/195	High Point, N.C./Southwest Guilford
26	Turner, Marcus	WR	So.-r	6-1/175	Berlin, N.J./Eastern
30	Noble, Scott	TB	So.	5-11/205	Baltimore, Md./Franklin
31	Rose, Jonathan	TB	Fr.-r	5-10/190	Amherst, Va./Amherst
32	Williams, Jonathan	WS	Fr.-r	6-0/190	Ridgeway, Va./Magna Vista
33	Hicks, Reggie	LB	Jr.-r	6-0/205	Kittrell, N.C./Southern Vance
34	Haywood, Marcus	FS	Sr.-r	6-0/190	Williamsburg, Va./Bruton
35	Brown, Donnell	FB	So.-r	5-10/265	Chesapeake, Va./Hickory
39	Baird, Josh	CB	Jr.-r	5-10/180	Gainesville, Va./Stonewall Jackson
40	Pritchard, Jason	P/PK	Sr.-r	6-0/250	Mechanicsville, Va./Atlee
41	Seeger, Matt	LB	Fr.-r	5-11/200	Herndon, Va./Herndon
42	Randolph, Brandon	FS	Jr.	6-0/195	Richmond, Va./Lee-Davis
44	Newman, Charlie	TE	Jr.	6-2/240	Harrisonburg, Va./Turner Ashby
45	Fitz-Maurice, Colin	FS	Fr.-r	6-1/200	Newtown, Pa./Council Rock North
48	Sullivan, Jamal	TB	So.-r	5-9/205	Ruther Glen, Va./Caroline
49	Kenney, Trae	FB	Jr.-r	6-0/250	Richmond, Va./Hermitage
51	Nelson, Vidal	LB	Fr.-r	5-11/205	Virginia Beach, Va./Kellam
52	Moats, Arthur	DE	Jr.	6-2/240	Portsmouth, Va./Churchland
53	Brooks, Dorian	OG	Jr.-r	6-3/285	Richmond, Va./Highland Springs
55	Wright, Dixon	PK	Fr.-r	5-11/180	Crossnore, N.C./Avery County
56	Johnson, Shelton	DE	Sr.-r	6-1/230	Norfolk, Va./Granby
58	Daniels, Sam	DT	Jr.-r	6-1/270	Portsmouth, Va./Woodrow Wilson
59	Monroe, Brandon	OG	So.-r	6-2/275	Virginia Beach, Va./Landstown
60	Apted, Terrence	OT	Sr.-r	6-4/335	Pago Pago, Amer. Somoa/Fagatuio (Utah)
62	Lemn, Scott	OC	Sr.-r	6-3/285	Virginia Beach, Va./Kempsville/Navy Prep
63	Smith, Andy	P	Fr.-r	6-2/180	Remington, Va./Liberty
70	Woodson, Greg	DE	Fr.-r	6-3/235	Mechanicsville, Va./Atlee
71	Clarke, Chris	OC	Jr.-r	6-2/280	Williamsburg, Va./Bruton
75	Ainsley, Brett	OG	So.-r	6-3/275	Chesapeake, Va./Western Branch
76	Sherman, Theo	OT	So.-r	6-4/300	Danville, Va./Chatham
77	White, Dominique	DT	Jr.-r	5-8/285	Hampton, Va./Hampton
78	Walker, Arthur	OG	So.-r	6-3/325	Newport News, Va./Heritage
83	Charity, Marcus	WR	Jr.-r	6-1/180	Richmond, Va./Varina
84	Goff, Matt	FS	So.-r	6-0/190	Fairfax, Va./Robinson
85	Cassin, Mike	TE	Jr.-r	6-5/225	Springfield, Va./West Springfield
86	Dosh, Jason	TE	So.-r	6-5/240	Glen Allen, Va./Benedictine
88	Graves, Julius	WR	Fr.-r	5-9/175	Reidsville, N.C./Reidsville
89	McNeil, Doug	WR	Fr.-r	6-3/195	Baltimore, Md./New Town
91	Bryant, D.J.	DE	Fr.-r	6-3/230	Baltimore, Md./Randallstown
92	Brown, Jerald	OT	So.-r	6-4/245	Lynchburg, Va./E.C. Glass
93	Brown, Ronnell	DT	So.-r	6-2/260	Chesapeake, Va./Hickory
94	Alexandre, Max	DT	Fr.-r	6-4/235	Port St. Lucie, Fla./West Centennial
95	Thomas, Quintrel	DE	So.-r	6-5/255	Chesapeake, Va./Western Branch/Tilton
96	Babington, Roane	OG	Fr.-r	6-2/270	Staunton, Va./Robert E. Lee
97	Stannard, Dave	PK	Sr.-r	5-9/185	Midlothian, Va./Clover Hill
98	Skolnitsky, J.D.	DT	Jr.-r	6-5/255	Fairfax, Va./Fairfax
99	Abdul-Wahid, Hassan	DE	Sr.-r	6-5/240	Centreville, Va./Westfield
	Acker, Corwin	TB	Fr.	5-10/200	Landover, Md./Blake
	Akuak, Lue	OT	Fr.	6-2/260	Fort Belvoir, Va./Hayfield/Fork Union
	Barlow, Brian	TE	Fr.	6-4/215	Stephens City, Va./Sherando
	Beaver, Chris	LS	Fr.	6-2/235	Mooresville, N.C./Mooresville
	Butler, Aaron	QB	Fr.-r	6-0/180	Clearbrook, Va./James Wood
	Costen, Zach	OC	So.-r	6-1/270	Virginia Beach, Va./Norfolk Academy
	Cuffee, Taveion	CB	Fr.	5-11/180	Virginia Beach, Va./First Colonial/Fork Union
	Dudinski, Deric	TB	So.	5-8/185	Sterling, Va./Park View/La Salle
	Flanagan, Ryan	OT	So.-r	6-6/280	West Chester, Pa./West Chester East (Army)
	Harper, Aaron	DE	Fr.	6-2/230	Fredericksburg, Va./Courtland
	Holts, Jonathan	LB	Fr.	6-1/205	Grottoes, Va./Spotswood
	Johnson, Josh	LB	Fr.	6-2/220	Forestville, Md./St. John's/Fork Union
	Reed, Aaron	OG	Fr.	6-5/310	Linville, Va./Broadway
	Reynolds, Lee	TB	Fr.	5-10/190	Baltimore, Md./Baltimore Poly Tech
	Smith, Donny	OG	Jr.-r	6-1/290	Sterling, Va./Park View (West Virginia)
	Thorpe, Justin	QB	Fr.	6-2/210	Richmond, Va./Varina
	Veney, Jamie	LB	Fr.	6-3/215	Kilmarnock, Va./Lancaster/Fork Union
	Watford, Earl	DT	Fr.	6-5/275	Philadelphia, Pa./Simon Gratz
	Williams, Chase	LB	Fr.	5-11/215	Gaithersburg, Md./Northwest
	Williams, Richard	OC	Fr.	6-3/290	Danville, Va./George Washington

JAMES MADISON NEWCOMERS

Corwin Acker _____ TB, 5-10, 200
Landover, Md./Blake

Lue Akuak _____ OT, 6-2, 270
Fort Belvoir, Va./Hayfield (Fork Union)

Brian Barlow _____ TE, 6-4, 215
Stephens City, Va./Sherando

Chris Beaver _____ LS, 6-2, 235
Mooresville, N.C./Mooresville

Taveion Cuffee _____ CB, 5-11, 180
Virginia Beach, Va./First Colonial (Fork Union)

Aaron Harper _____ DE, 6-2, 230
Fredericksburg, Va./Courtland

Jonathan Holts _____ LB, 6-1, 205
Grottoes, Va./Spotswood

Josh Johnson _____ LB, 6-2, 220
Forestville, Md. St. John's (Fork Union)

Aaron Reed _____ OG, 6-5, 310
Linville, Va./Broadway

Lee Reynolds _____ TB, 5-10, 190
Baltimore, Md./Baltimore Poly Tech

Justin Thorpe _____ QB, 6-2, 210
Richmond, Va./Varina

Jamie Veney _____ LB, 6-3, 215
Kilmarnock, Va./Lancaster (Fork Union)

Earl Watford _____ DT, 6-5, 275
Philadelphia, Pa./Simon Gratz

Chase Williams _____ LB, 5-11, 215
Gaithersburg, Md./Northwest

Richard Williams _____ OC, 6-3, 290
Danville, Va./George Washington



MICKEY MATTHEWS



PERSONAL

Birthdate

November 8, 1953

Hometown

Andrews, Texas

Alma Mater

West Texas State '76

Wife

Kay

Children

Meredith Anne, Clayton

PLAYING CAREER

1972-75 _____ West Texas State University

COACHING CAREER

1976-77 _____ Offensive Backfield Coach, Lamar (TX) High School

1978-79 _____ Assistant Coach, Kansas State University

1980-81 _____ Secondary Coach/Recruiting Coordinator,

West Texas State University

1982-85 _____ Secondary Coach, University of Texas-El Paso

1986 _ Outside Linebackers/Special Teams Coach, University of Houston

1987 _____ Secondary Coach, Texas Christian University

1988-89 _____ Defensive Coordinator/Assistant Head Coach,

Southwest Texas State University

1990-95 _____ Defensive Coordinator/Assistant Head Coach,

Marshall University

1996-98 _____ Linebackers/Secondary Coach, University of Georgia

1999- _____ Head Coach, James Madison University

JAMES MADISON COACHING STAFF

George Barlow _____ Asst. Head Coach/Defensive Coordinator/Safeties

Jeff Durden _____ Offensive Coordinator/Quarterbacks

Mark Hendricks _____ Cornerbacks

Ulrick Edmonds _____ Running Backs

Kyle Gillenwater _____ Linebackers

Josh Haymore _____ Tight Ends

Chris Malone _____ Offensive Line

Clayton Matthews _____ Wide Receivers/Kickers

J.C. Price _____ Defensive Line

Isai Bradshaw _____ Defensive Line Assistant

YEAR-BY-YEAR RECORD

Year	School	Record	Conf./Finish	Postseason
1999	James Madison	8-4	7-1/T1st	NCAA
2000	James Madison	6-5	4-4/T4th	
2001	James Madison	2-9	0-9/11th	
2002	James Madison	5-7	3-6/9th	
2003	James Madison	6-6	4-5/7th	
2004	James Madison	13-2	7-1/T1st (South)	NCAA Champions
2005	James Madison	7-4	5-3/2nd (South)	
2006	James Madison	9-3	7-1/1st (South)	NCAA
2007	James Madison	8-4	6-2/2nd (South)	NCAA
<i>James Madison Totals</i>		<i>64-44 (.593)</i>		
Career Record		64-44 (.593)		



JAMES MADISON HEAD COACH -- MICKEY MATTHEWS

ALL-TIME JAMES MADISON COACHING RECORDS

Coach	Years	Record	Pct.	Conf.	Pct.
Challace McMillin	1972-84	67-56-1	.544		
Joe Purzycki	1985-90	34-30-2	.530		
Rip Scherer	1991-94	29-19	.604	10-6	.625
Alex Wood	1995-98	23-22	.511	16-16	.500
<i>Mickey Matthews</i>	<i>1999-</i>	<i>64-44</i>	<i>.593</i>	<i>43-32</i>	<i>.573</i>



TEAM STATISTICS

	James Madison	Opponent
SCORING	400	265
Points Per Game	33.3	22.1
FIRST DOWNS	244	216
Rushing	153	88
Passing	81	109
Penalty	10	19
RUSHING YARDAGE	3181	1519
Yards gained rushing	3394	1823
Yards lost rushing	213	304
Rushing Attempts	595	453
Average Per Rush	5.3	3.4
Average Per Game	265.1	126.6
TDs Rushing	37	19
PASSING YARDAGE	1739	2371
Att-Cmp-Int	214-135-5	361-230-8
Average Per Pass	8.1	6.6
Average Per Catch	12.9	10.3
Average Per Game	144.9	197.6
TDs Passing	14	15
TOTAL OFFENSE	4920	3890
Total Plays	809	814
Average Per Play	6.1	4.8
Average Per Game	410.0	324.2
KICK RETURNS: #-YARDS	51-1163	51-917
PUNT RETURNS: #-YARDS	23-172	18-125
INT RETURNS: #-YARDS	8-45	5-85
KICK RETURN AVERAGE	22.8	18.0
PUNT RETURN AVERAGE	7.5	6.9
INT RETURN AVERAGE	5.6	17.0
FUMBLES-LOST	23-15	22-6
PENALTIES-YARDS	73-602	68-581
Average Per Game	50.2	48.4
PUNTS-YARDS	37-1338	55-1972
Average Per Punt	36.2	35.9
Net punt average	32.2	31.6
TIME OF POSSESSION/GAME	30:51	29:09
3RD-DOWN CONVERSIONS	75/159	61/171
3rd-Down Pct	47%	36%
4TH-DOWN CONVERSIONS	15/26	17/34
4th-Down Pct	58%	50%
SACKS BY-YARDS	26-156	6-27
MISC YARDS	0	0
TOUCHDOWNS SCORED	52	35
FIELD GOALS-ATTEMPTS	13-15	9-12
ON-SIDE KICKS	1-1	1-1
RED-ZONE SCORES	48-52 92%	33-40 82%
RED-ZONE TOUCHDOWNS	38-52 73%	26-40 65%
PAT-ATTEMPTS	49-52 94%	28-32 88%
ATTENDANCE	87069	115106
Games/Avg Per Game	6/14512	6/19184
Neutral Site Games	0/0	0/0

INDIVIDUAL PASSING

Name	GP	Effic	Att-Cmp-Int	Pct	Yds	TD	Long	Avg/G
Rodney Landers	12	148.22	130-205-5	63.4	1678	13	61	139.8
Drew Dudzik	7	191.77	5-7-0	71.4	61	1	22	8.7
L.C. Baker	9	0.00	0-1-0	0.0	0	0	0	0.0
TEAM	12	0.00	0-1-0	0.0	0	0	0	0.0
Total.....	12	148.26	135-214-5	63.1	1739	14	61	144.9
Opponents.....	12	128.16	230-361-8	63.7	2371	15	65	197.6

INDIVIDUAL RUSHING

Name	GP	Att	Gain	Loss	Net	Avg	TD	Long	Avg/G
Rodney Landers	12	223	1324	51	1273	5.7	12	34	106.1
Griff Yancey	11	105	688	23	665	6.3	8	86	60.5
Antoinne Bolton	12	116	649	22	627	5.4	7	55	52.2
Jamal Sullivan	6	36	217	5	212	5.9	4	44	35.3
Eugene Holloman	2	49	194	14	180	3.7	0	27	90.0
L.C. Baker	9	7	114	2	112	16.0	1	42	12.4
Scott Noble	8	24	105	8	97	4.0	4	32	12.1
Reggie Hicks	7	10	58	0	58	5.8	0	9	8.3
Drew Dudzik	7	9	37	11	26	2.9	0	9	3.7
Dave Stannard	12	1	7	0	7	7.0	1	7	0.6
Marcus Turner	9	1	0	0	1	1.0	0	1	0.1
Patrick Ward	6	1	0	4	-4	-4.0	0	0	-0.7
Jason Pritchard	12	2	0	19	-19	-9.5	0	0	-1.6
TEAM	12	11	0	54	-54	-4.9	0	0	-6.8
Total.....	12	595	3394	213	3181	5.3	37	86	265.1
Opponents.....	12	453	1823	304	1519	3.4	19	84	126.6

INDIVIDUAL RECEIVING

Name	GP	No	Yds	Avg	TD	Long	Avg/G
L.C. Baker	9	28	397	14.2	3	52	44.1
Rockeed McCarter	12	20	285	14.2	2	56	23.8
Mike Caussin	10	18	279	15.5	3	38	27.9
Bosco Williams	12	18	257	14.3	1	61	21.4
Antoinne Bolton	12	12	106	8.8	0	26	8.8
Ray Brown	10	10	116	11.6	0	23	11.6
Griff Yancey	11	9	79	8.8	1	21	7.2
Scott Noble	8	5	74	14.8	0	31	9.2
Marcus Turner	9	5	68	13.6	1	31	7.6
Charlie Newman	12	4	25	6.2	1	11	2.1
Eugene Holloman	2	3	15	5.0	1	11	7.5
Patrick Ward	6	1	19	19.0	0	19	3.2
Jamal Sullivan	6	1	12	12.0	0	12	2.0
Reggie Hicks	7	1	7	7.0	1	7	1.0
Total.....	12	135	1739	12.9	14	61	144.9
Opponents.....	12	230	2371	10.3	15	65	197.6

INDIVIDUAL DEFENSIVE LEADERS

	Name	GP	-----Tackles-----			TFL/Yds	-Sacks- No-Yds	-----Pass Def-----		---Fumbles---		Blkd Kick	Saf
			Solo	Ast	Total			Int-Yds	BrUp	FR-Yds	FF		
21	Tony LeZotte	12-12	51	44	95	4.5-8	.	2-15	8	.	.	.	
46	Justin Barnes	12-12	46	48	94	6.0-18	1.5-11	.	3	1-0	1	.	
34	Marcus Haywood	12-12	53	40	93	8.0-31	0.5-3	1-2	1	1-0	.	.	
11	D.J. Brandon	12-12	34	41	75	5.5-29	1.0-9	.	.	1-0	1	.	
6	Nick Adams	12-12	35	34	69	2.0-7	.	2-4	3	.	1	.	
99	Hassan Abdul-Wahid	12-12	23	41	64	4.5-20	2.5-14	.	1	.	1	.	
2	Evan McCollough	11-11	32	25	57	2.5-7	.	1-4	4	.	1	.	
98	J.D. Skolnitsky	12-11	10	43	53	4.0-18	2.0-13	.	2	.	.	1	
52	Arthur Moats	12-5	26	19	45	7.5-41	6.5-38	.	.	1-0	.	.	
90	John Baranowsky	11-11	12	31	43	5.0-31	4.5-30	
	Total.....	12-0	438	476	914	63-255	26-156	8-45	32	6-0	10	4	
	Opponents.....	12-0	458	490	948	49.0-144	6-27	5-85	16	15-105	9	2	

2007 GAME-BY-GAME

Date	Time	Opponent	JMU		OPP		Offense					Defense			
			Att.	CCA SN	CCA SN	Run	Pass	Total	Passes	TO	Run	Pass	Total	Passes	TO
S1	L 14-37	at North Carolina	58,500	7 8		150	100	250	14-22-2	3	100	227	327	14-19-1	2
S8	W 41-24	New Hampshire	14,021	11 10	5 5	285	241	526	14-22-0	1	79	353	432	36-47-2	2
S15	W 45-17	VMI	15,083	7 9		298	184	482	13-16-0	1	152	102	254	9-15-0	0
S22	W 45-10	Coastal Carolina	15,260	9 8	rv	232	163	395	9-13-0	0	47	131	178	18-29-0	1
S29	W 35-7	Villanova	15,035	9 9	rv rv	207	300	507	25-32-0	0	77	124	201	15-23-1	1
O6	W 21-14	at Northeastern	2,083	9 9		209	57	266	10-12-0	1	207	188	395	20-37-2	2
O13	W 44-27	at Rhode Island	6,163	9 9		334	242	576	11-15-0	3	219	187	406	15-23-1	1
O27	L 16-17	Richmond	14,009	6 6	14 14	127	129	256	8-22-1	3	171	74	245	11-22-1	2
N3	L 34-37	at Delaware	22,061	12 12	7 7	403	39	442	5-16-1	4	161	257	418	23-42-0	0
N10	W 55-34	at William & Mary	12,259	15 16		371	89	460	9-16-0	1	102	253	355	17-27-0	0
N17	W 23-13	Towson	13,661	13 14		260	71	331	7-12-0	0	0	349	349	40-60-0	1
N24	L 27-28	at Appalachian State	14,040	9 12	6 5	312	124	436	10-17-1	3	204	126	330	12-17-0	2



JAMES MADISON YEAR-BY-YEAR RESULTS

Year	Overall	Conference	Coach
1972	0-4-1		Challace McMillin
1973	4-5		Challace McMillin
1974	6-4		Challace McMillin
1975	9-0-1		Challace McMillin
1976	7-4		Challace McMillin
1977	5-5		Challace McMillin
1978	8-2		Challace McMillin
1979	4-6		Challace McMillin
1980	4-6		Challace McMillin
1981	3-8		Challace McMillin
1982	8-3		Challace McMillin
1983	3-8		Challace McMillin
1984	6-5		Challace McMillin
1985	5-6		Joe Purzycki
1986	5-5-1		Joe Purzycki
1987	9-3		Joe Purzycki
1988	5-6		Joe Purzycki
1989	5-4-1		Joe Purzycki
1990	5-6		Joe Purzycki
1991	9-4		Rip Scherer
1992	4-7		Rip Scherer
1993	6-5	4-4	Rip Scherer
1994	10-3	6-2	Rip Scherer
1995	8-4	6-2	Alex Wood
1996	7-4	5-3	Alex Wood
1997	5-6	3-5	Alex Wood
1998	3-8	2-6	Alex Wood
1999	8-4	7-1	Mickey Matthews
2000	6-5	4-4	Mickey Matthews
2001	2-9	0-9	Mickey Matthews
2002	5-7	3-6	Mickey Matthews
2003	6-6	4-5	Mickey Matthews
2004	13-2	7-1	Mickey Matthews
2005	7-4	5-3	Mickey Matthews
2006	9-3	7-1	Mickey Matthews
2007	8-4	6-2	Mickey Matthews



James Madison returns eight offensive starters from last season, including 2007 Second Team All-Conference selection Quarterback Rodney Landers.





QUICK FACTS

Location _____ Orono, Maine
Enrollment _____ 12,000
Nickname _____ Black Bears
Colors _____ Navy Blue, Sky Blue & White
Website _____ www.goblackbears.com
Stadium _____ Morse Field at Alford Stadium
Stadium Capacity _____ 10,000
Stadium Surface _____ Artificial Grass
President _____ Dr. Robert Kennedy
Athletics Director _____ Blake James
Head Coach _____ Jack Cosgrove
Head Coach Alma Mater, Year _____ Maine, 1978
Football Contact _____ Doug DeBiase, Assoc. Mgr./Media Relations
Football Contact Email _____ doug.debiase@umit.maine.edu
Football Contact Office Phone _____ 207-581-3596
Lettermen Returning/Lost _____ 34/16
Offensive Starters Returning/Lost _____ 6/6
Defensive Starters Returning/Lost _____ 8/3

2008 SCHEDULE

Table with 4 columns: Date, Opponent, Location, Series Record. Rows include games against Iowa, Monmouth, Stony Brook, Richmond, James Madison, Delaware, Hofstra, Northeastern, Iona, Massachusetts, Rhode Island, and New Hampshire.

* - CAA Football Game
Home Games in CAPS - Schedule subject to change



HEAD COACH:
Jack Cosgrove

Overall Record (Years):
80-90 (15 years)

Record at School (Years):
80-90 (15 years)



Dr. Robert Kennedy
President



Blake James
Athletics Director



Doug DeBiase
Football SID


2007 RESULTS -- 4-7, 3-5 CAA

Home Stadium: Morse Field at Alford Stadium (10,000)

Home: 3-2 Away: 1-5 vs. Division: 2-3 vs. Top 25 (CCA): 0-3
Total Home Attendance: 27,443 Average Home Attendance: 5,488

Table with 5 columns: Date, Location, Opponent, Score, Attendance. Rows include games against Monmouth, Connecticut, Villanova, Massachusetts, Hofstra, William and Mary, Stony Brook, Northeastern, Towson, Rhode Island, and New Hampshire.

CAA Team's Coaches & Sports Network Rankings listed prior to Opponent/Opponent's Coaches & Sports
Network Rankings listed after Opponent at time game was played



DEFENSIVE LINEMAN JOVAN BELCHER



ALL-STAR CANDIDATES



RYAN CANARY

Senior - Offensive Line
6-2 - 276 - Pt. Pleasant, N.J.

-- Entering his third-straight season as a starter at center.

-- Has started 22-straight games at the position.

-- Named to the 2007 All-CAA Second-Team.

-- Has helped pave the way for Maine to finish in the top four in rushing in the

CAA during the last two seasons.

-- Helped pave the way for Jhamal Fluellen to rush for 1,052 yards in 2007.



ANDREW DOWNEY

Senior - Linebacker
6-1 - 228 - Kingston, N.Y.

-- Enters third-straight season as a starter at linebacker.

-- Has earned All-Conference honors in each of the last two seasons, including Second-Team All-CAA honors in 2007.

-- Ranked 12th in the CAA in tackles per game in 2007 (8.7 tpg).

-- Recorded double-digit tackles in three games in 2007, including a career-high 14 tackles versus Massachusetts.

DOWNEY'S CAREER STATS

YEAR	GP	S-A-Tackles	SK/TFL	Int	PBU	FF/FR
2005	10	9-11-20	0.0/1.0	0	0	0/0
2006	11	35-37-72	2.0/4.0	1	5	0/0
2007	9	37-41-78	2.0/5.0	0	2	2/1
Career	30	81-89-170	4.0/10.0	1	7	2/1



JOVAN BELCHER

Senior - Defensive Line
6-2 - 228 - West Babylon, N.Y.

-- Entering his fourth-straight season as a starter on defense (first two at LB, last two at DE).

-- Earned a pair of All-America honors in 2007, including a second-team honor by the Associated Press and a third-team honor from The Sports Network.


-- Earned 2007 First-Team All-CAA honors after leading the league in sacks (10.0)

and tackles for loss (17.0)

-- Ranked seventh nationally in quarterback sacks.

BELCHER'S CAREER STATS

YEAR	GP	S-A-Tackles	SK/TFL	Int	PBU	FF/FR
2005	9	25-33-58	0.0/6.0	0	1	2/0
2006	11	24-28-52	0.5/3.5	0	0	1/0
2007	11	36-49-85	10.0/17.0	0	1	2/0
Career	31	85-110-195	10.5/26.5	0	2	5/0



JHAMAL FLUELLEN

Senior - Running Back
5-9 - 186 - Lockport, N.Y.

-- Second-year starting tailback after transferring from Syracuse.

-- Became the eighth back in school history top 1,000 yards rushing in 2007. Rushed for 1,052 yards and earned Third-Team All-CAA honors.

-- Topped 100 yards rushing in five games last season, including a career-best 197-yard effort versus William & Mary.

-- Caught a school-record tying 84 yard pass for a touchdown at New Hampshire last season.

-- Enters 2008 needing just 222 yards to top 2,000 all-purpose yards for his career.

-- Enters 2008 needing just 462 yards to move into the top 10 in school history for career rushing yards.

FLUELLEN'S CAREER STATS

YEAR	GP	No.	Yds	TD	Long	Avg/G	Avg/C
2006	9	28	250	2	53	27.78	8.93
2007	11	223	1052	5	50	95.64	4.72
Career	20	251	1302	7	53	65.10	5.19



2008 MAINE ROSTER


No.	Name	Pos.	Cl.	Ht\Wt.	Hometown/HS (Last School)
1	Jeremy Kelley	WR	So.	6-6\223	West Seneca, N.Y./West Seneca
2	Landis Williams	WR	Jr.	5-10\180	Pemberton, N.J./Pemberton
3	Lamir Whetstone	DB	Sr.	6-0\179	Trenton, N.J./Notre Dame Prep
4	Mark Masterson	LB	Jr.	6-3\223	Williamstown, N.J./Williamstown
5	Jerron Pearson	TB	Sr.	5-10\176	Elkridge, Md./Our Lady of Good Counsel
6	Kenneth Fersner	WR	Sr.	6-0\197	Stamford, Conn./Stamford
7	Adam Farkes	QB	So.	6-2\200	Boston, Mass./Buckingham, Browne & Nichols
8	Tyrell Jones	WR	So.	6-3\207	Gaithersburg, Md./Our Lady of Good Counsel
9	Jovan Belcher	DL	Sr.	6-2\228	West Babylon, N.Y./West Babylon
10	Andrew Downey	LB	Sr.	6-1\228	Kingston, N.Y./Kingston
11	Wellington Talkpa	HB	Sr.	6-0\241	Hamilton, N.J./The Hun School
12	Christopher Treister	QB	Fr-r.	6-0\190	Cape Elizabeth, Maine/Portland
13	John Moloney	K	Jr.	5-8\170	Farmington, Maine/Mt. Blue (Maine Maritime)
14	Derek Session	HB	Fr-r.	6-1\216	Baltimore, Md./Paul Dunbar
15	Michael Brusko	QB	Jr.	6-3\226	Zionsville, Pa./Emmaus
16	Gabe Hinds	QB	Fr-r.	5-8\162	Augusta, Maine/Cony
17	Kash Kiefer	P	Sr.	5-11\185	Bridgeport, W.Va./Bridgeport (West Virginia)
18	Christopher Reagan	QB	Fr.	6-1\195	York, Pa./Central York
19	Dominic Cusano	DB	Jr.	5-9\169	Wallingford, Conn./Sheehan
20	Steven Barker	DB	Jr.	5-10\181	Teaneck, N.J./Bergen County Tech
21	Teron Allen	TB	Sr.	5-10\214	Clairton, Pa./Clairton
22	Lionel Nixon Jr.	DB	Sr.	5-11\175	New Haven, Conn./Hyde School
23	Brandon McLaughlin	DB	Jr.	6-3\219	Pittsburgh, Pa./Schenley
24	Troy Harris	DB	Jr.	5-11\198	Bedford, Pa./Bedford
25	Desmond Randall	WR	Jr.	6-0\184	West Seneca, N.Y./West Seneca
26	Derrick Harris	DB	So.	5-11\191	Bedford, Pa./Bedford
27	Norman Smith	DB	Fr-r.	6-0\176	Hoboken, N.J./Hoboken
28	Jonathan Calderon	DB	Sr.	5-10\183	Jersey City, N.J./Hudson Catholic
29	Trevor Coston	DB	Fr-r.	5-10\188	Greenlawn, N.Y./John Glenn
30	Sean Wasson	LB	Sr.	6-1\235	Norwood, Pa./Interboro
31	Pushaun Brown	TB	Fr.	5-10\200	North Brunswick, N.J./North Brunswick
32	Jhamal Fluellen	TB	Sr.	5-9\186	Lockport, N.Y./Lockport H.S. (Syracuse)
33	Jermaine Henderson	TB	So.	5-11\217	Batavia, N.Y./Batavia
34	Roosevelt Boone	TB	Fr-r.	5-8\165	Washington, D.C./Christchurch School
35	Ryan McCrossan	LB	So.	6-1\224	Sparta, N.J./Seton Hall Prep
36	Jerron McMillian	DB	Fr-r.	5-11\196	Hillside, N.J./Hillside
37	Jordan Waxman	K/P	Fr.	6-0\185	Kitnersville, Pa./Quakertown
38	Brian Harvey	K/P	Fr.	5-9\180	Wayland, Mass./Wayland
39	Christopher Gennaro	K	Fr.	5-10\175	Saco, Maine/Thornton Academy
40	Vinson Givans	LB	Fr.	6-0\210	Cambridge, Mass./Cambridge, Rindge & Latin
41	Mike Kuhn	DB	Fr.	5-10\180	Martinsville, N.J./Immaculata
42	Robert Admire	LB	Jr.	6-1\241	Catawissa, Pa./South Columbia
43	Michael Matt	LB	Fr.	6-0\220	Jeannette, Pa./Jeannette
44	Jordan Stevens	DL	Jr.	6-2\242	Temple, Maine/Bridgton Academy
45	Jared Turcotte	HB	Fr-r.	6-2\232	Lewiston, Maine/Lewiston
46	Kris Enslin	LB	Fr.	6-4\225	Middletown, Del./Caravel Academy
47	Donte Dennis	LB	Fr.	5-11\205	Rahway, N.J./Rahway
48	Derek Tyler	LB	Fr.	6-1\220	Vershire, Vt./Hyde School
49	Levi Ervin	LB	So.	6-2\213	Lisbon Falls, Maine/Lisbon
50	Matthew Barber	OL	So.	6-6\278	Gaithersburg, Md./Damascus
51	Conor Keating	LB	Fr-r.	6-0\222	Milton, Mass./St. Sebastian's
52	Eamon White	OL	Fr-r.	6-1\281	Portland, Maine/Portland
55	Ryan Canary	OL	Sr.	6-2\276	Point Pleasant, N.J./Point Pleasant Borough
56	Garret Williamson	OL	Fr.	6-3\245	Flemington, N.J./Hunterdon Central
58	Steven Shea	OL	Fr-r.	6-4\277	Corinna, Maine/Nokomis Regional
63	Christopher Parcels	OL	Sr.	6-4\274	Short Hills, N.J./Milburn
69	Michael Geftic	OL	Jr.	6-4\284	North Caldwell, N.J./West Essex
70	Christopher Howley	OL	Fr.	6-3\280	Runnemede, N.J./Triton
72	Tyler Eastman	OL	Jr.	6-6\313	Old Town, Maine/Old Town
73	Don Clark	OL	Fr.	6-4\275	Winslow, Maine/Winslow
74	Matthew Spearin	OL	Fr.	6-2\275	Limington, Maine/Bonny Eagle
75	Christopher Arnao	OL	Sr.	6-7\305	Newtown, Pa./Notre Dame Prep
76	Alex Batanian	OL	Jr.	6-6\278	McMurray, Pa./Peter's Township
77	Kevin Phanor	DL	Fr-r.	6-1\269	Brooklyn, N.Y./Brooklyn Technical
80	Derek Buttles	HB	Fr-r.	6-3\214	Pike, N.Y./Letchworth Central
81	Demetrius Washington-Ellison	WR	Fr.	6-2\180	Rahway, N.J./Rahway
82	Jeff Falvey	TE	Fr.	6-5\225	Cicero, N.Y./Cicero-North Syracuse
83	Justin Villacci	WR	Fr.	5-8\170	Gorham, Maine/Gorham
84	Stephen McGuire	TE	Sr.	6-3\230	Rockland, Maine/Rockland
85	Moquan Dickens	WR	Fr.	5-10\180	Poughkeepsie, N.Y./Poughkeepsie
86	Dan Parker	WR	Fr.	6-3\215	New Rochelle, N.Y./Cheshire Academy
87	Benjamin Delcourt	WR	Fr.	6-0\180	Standish, Maine/Bonny Eagle
88	Michael Ryce	WR	Fr.	6-4\195	Harvey, Ill./Thornton Twp. (Choate Rosemary Hall)
89	Joshua Sundquist	TE	Fr.	6-4\225	Windham, Maine/Bridgton Academy
90	Jonathan Pirruccello	DL	Sr.	6-3\251	Turner, Maine/Leavitt
91	Douglas Alston	DL	Fr.	6-3\215	East Orange, N.J./Patterson Catholic
92	Raibonne Charles	DL	Fr-r.	6-0\237	Windham, Maine/Windham
93	Brent Rice	DL	Fr.	6-3\250	Jersey City, N.J./Ferris
94	Eric Lee	DL	Jr.	6-3\260	Changewater, N.J./Warren Hills (Dean Jr. Coll.)
95	Albert Serena	DL	Jr.	6-5\240	McKeesport, Pa./South Allegheny
97	Ryan Nani	DL	So.	6-2\282	Lanoka Harbor, N.J./Toms River North
98	Jonas Rousseau	DL	Jr.	6-2\230	Brooklyn, N.Y./Samuel J. Tilden (Nassau Comm. Coll.)

MAINE NEWCOMERS

Douglas Alston	DE, 6-3, 215	East Orange, N.J./Patterson
Pushaun Brown	TB, 5-10, 200	North Brunswick, N.J./North Brunswick
Don Clark	OL/DL, 6-4, 275	Winslow, Maine/Winslow
Donte Dennis	LB, 5-11, 205	Rahway, N.J./Rahway
Moquan Dickens	WR, 5-10, 180	Poughkeepsie, N.Y./Poughkeepsie
Kris Enslin	LB, 6-4, 225	Middletown, Del./Caravel Academy
Jeff Falvey	TE, 6-5, 225	Cicero, N.Y./Cicero-North Syracuse
Christopher Gennaro	K, 5-10, 175	Saco, Maine/Thornton Academy
Vinson Givans	LB, 6-0, 210	Cambridge, Mass./Cambridge, Rindge & Latin
Brian Harvey	K/P, 5-9, 180	Wayland, Mass./Wayland
Christopher Howley	OL, 6-3, 280	Runnemede, N.J./Triton
Mike Kuhn	DB, 5-10, 180	Martinsville, N.J./Immaculata
Eric Lee	DT, 6-3, 260	Changewater, N.J. (Dean Junior College)
Michael Matt	LB, 6-0, 220	Jeannette, Pa./Jeannette
Dan Parker	WR, 6-3, 215	New Rochelle, N.Y./Cheshire Academy
Christopher Reagan	QB, 6-1, 195	York, Pa./Central York
Brent Rice	DT, 6-3, 250	Jersey City, N.J./Ferris
Jonas Rousseau	DE, 6-2, 230	Brooklyn, N.Y. (Nassau Community College)
Michael Ryce	WR, 6-4, 195	Harvey, Ill./Thornton Township (Choate Rosemary Hall)
Matthew Spearin	OL, 6-2, 275	Limington, Maine/Bonny Eagle
Joshua Sundquist	TE, 6-4, 225	Windham, Maine/Bridgton Academy
Derek Tyler	LB, 6-1, 220	Vershire, Vt./Hyde School
Justin Villacci	WR, 5-8, 170	Gorham, Maine/Gorham
Demetrius Washington-Ellison	WR, 6-2, 180	Rahway, N.J./Rahway
Jordan Waxman	K/P, 6-0, 185	Kitnersville, Pa./Quakertown
Garret Williamson	OL, 6-3, 245	Flemington, N.J./Hunterdon Central



JACK COSGROVE



PERSONAL

Birthdate

October 30, 1955

Hometown

Sharon, Mass.

Alma Mater

Maine '78

Wife

Marilyn

Children

Jeri, Matthew, Carly, Sydni

PLAYING CAREER

1974-77 _____ University of Maine

COACHING CAREER

1978-80 _____ Graduate Assistant Coach, University of Maine
 1981-84 _____ Head Coach, Stoughton (Mass.) High School
 1985-86 _____ Offensive Assistant Coach, Boston College
 1987-88 _____ Quarterbacks/Receivers Coach, University of Maine
 1989-92 _____ Offensive Coordinator, University of Maine
 1993- _____ Head Coach, University of Maine

MAINE COACHING STAFF	
Robb Smith	Assistant Head Coach/Defensive Coordinator/Linebackers
Kevin Bourgoin	Offensive Coordinator/Quarterbacks
Joe Rossi	Special Teams Coordinator/Defensive Backs
Dwayne Wilmot	Recruiting Coordinator/Dir. of Personnel/Defensive Line
Frank Giufre	Running Game Coordinator/Offensive Line
Kevin Cahill	Running Backs
Jermaine Walker	Defensive Assistant
Tom McEntire	Defensive Assistant
Dennis Dottin-Carter	Offensive Assistant

YEAR-BY-YEAR RECORD

Year	School	Record	Conf./Finish	Postseason
1993	Maine	0-11*	0-8*/6th (New England)	
1994	Maine	3-8	2-6/T5th (New England)	
1995	Maine	3-8	1-7/T5th (New England)	
1996	Maine	7-4	5-3/2nd (New England)	
1997	Maine	5-6	4-4/T2nd (New England)	
1998	Maine	6-5	3-5/T3rd (New England)	
1999	Maine	4-7	3-5/T6th	
2000	Maine	5-6	3-5/7th	
2001	Maine	9-3	7-2/T1st	NCAA Qtrs
2002	Maine	11-3	7-2/T1st	NCAA Qtrs
2003	Maine	7-5	5-4/T4th	
2004	Maine	5-6	3-5/T4th (North)	
2005	Maine	5-6	3-5/4th (North)	
2006	Maine	6-5	5-3/T2nd (North)	
2007	Maine	4-7	3-5/4th (North)	

Maine Totals 80-90 (.471)

Career Record 80-90 (.471)

*3 overall, 2 conference wins forfeited

ALL-TIME MAINE COACHING RECORDS

Coach	Years	Record	Pct.	Conf.	Pct.
Chesely Johnston	1892	0-2	.000		
Wildes Veazie	1893	0-5	.000		
No Coach	1894	0-1	.000		
P. Folsom	1895	1-4	.200		
Jack Abbott	1896	1-3-2	.333		
Harry Robinson	1897	1-2	.333		
James Coombs	1898	1-4	.200		
W.B. Hopkins	1899	2-3	.400		
Ernest Burton	1900	4-4	.500		
Wells Farley	1901, 03	12-4	.750		
Eddie N. Robinson	1902	6-2	.750		
A. King	1904	3-4	.429		
Frank McCoy	1905-08	11-15-4	.433		
George Schildmiller	1909	3-4-1	.438		
Edgar Wingard	1910-11	11-3-2	.750		
Thomas Reilly	1912-13	12-3-1	.781		
E.B. Cochems	1914	6-3	.667		
Thomas Hughlitt	1915-16	6-7-3	.469		
Thomas McCann	1917	1-3	.250		
Captain Aldworth	1918	3-1	.750		
James Baldwin	1919-20	9-4-3	.656		
Fred Brice	1921-40	79-58-9	.572		
George Allen	1941, 46-48	16-11-2	.569	3-3	.500
William Kenyon	1942, 44-45	4-11	.267		
Sam Sezak	1943	0-1	.000		
David M. Nelson	1949-50	7-5-2	.536	5-1-1	.833
Harold Westerman	1951-66	80-38-7	.669	41-26-5	.604
Walter Abbott	1967-75	27-53	.338	15-32	.319
Jack Bicknell	1976-80	18-35-1	.343	4-20-1	.180
Ronald Rogerson	1981-84	19-23-1	.454	6-14	.300
Buddy Teevens	1985-86	13-9	.591	5-7	.417
Tim Murphy	1987-88	15-8	.652	10-5	.667
Tom Lichtenberg	1989	9-3	.750	6-2	.750
Kirk Ferentz	1990-92	12-21	.363	8-16	.333
Jack Cosgrove	1993-	80-90	.471	54-69	.439



TEAM STATISTICS

	Maine	Opponent
SCORING	186	269
Points Per Game	16.9	24.5
FIRST DOWNS	172	197
Rushing	101	90
Passing	63	96
Penalty	8	11
RUSHING YARDAGE	1966	1606
Yards gained rushing	2177	1945
Yards lost rushing	211	339
Rushing Attempts	466	417
Average Per Rush	4.2	3.9
Average Per Game	178.7	146.0
TDs Rushing	10	17
PASSING YARDAGE	1397	2102
Att-Comp-Int	254-138-6	300-192-7
Average Per Pass	5.5	7.0
Average Per Catch	10.1	10.9
Average Per Game	127.0	191.1
TDs Passing	11	16
TOTAL OFFENSE	3363	3708
Total Plays	720	717
Average Per Play	4.7	5.2
Average Per Game	305.7	337.1
KICK RETURNS: #-YARDS	42-898	34-743
PUNT RETURNS: #-YARDS	22-206	28-171
INT RETURNS: #-YARDS	7-54	6-62
KICK RETURN AVERAGE	21.4	21.9
PUNT RETURN AVERAGE	9.4	6.1
INT RETURN AVERAGE	7.7	10.3
FUMBLES-LOST	10-7	16-8
PENALTIES-YARDS	73-629	51-446
Average Per Game	57.2	40.5
PUNTS-YARDS	72-2707	64-2389
Average Per Punt	37.6	37.3
Net punt average	33.3	31.3
TIME OF POSSESSION/GAME	31:24	28:31
3RD-DOWN CONVERSIONS	55/166	51/149
3rd-Down Pct	33%	34%
4TH-DOWN CONVERSIONS	9/19	9/15
4th-Down Pct	47%	60%
SACKS BY-YARDS	29-190	13-75
MISC YARDS	0	0
TOUCHDOWNS SCORED	22	35
FIELD GOALS-ATTEMPTS	10-14	8-12
ON-SIDE KICKS	0-0	0-1
RED-ZONE SCORES	23-31 74%	22-23 96%
RED-ZONE TOUCHDOWNS	14-31 45%	17-23 74%
PAT-ATTEMPTS	22-22 100%	33-34 97%
ATTENDANCE	27443	71844
Games/Avg Per Game	5/5489	6/11974
Neutral Site Games	0/0	0/0

INDIVIDUAL PASSING

Name	GP	Effic	Att-Comp-Int	Pct	Yds	TD	Long	Avg/G
Adam Farkes	8	106.05	78-154-4	50.6	836	7	50	104.5
Michael Brusko	10	116.32	60-100-2	60.0	561	4	84	56.1
Total.....	11	107.78	148-275-7	53.8	1501	11	84	136.5
Opponents.....	11	135.74	200-317-8	63.1	2225	18	67	202.3

INDIVIDUAL RUSHING

Name	GP	Att	Gain	Loss	Net	Avg	TD	Long	Avg/G
Jhamal Fluellen	11	223	1110	58	1052	4.7	5	50	95.6
Michael Brusko	10	72	408	68	340	4.7	4	29	34.0
Adam Farkes	8	74	288	37	251	3.4	0	15	31.4
Jermaine Henderson	10	57	185	30	155	2.7	1	21	15.5
Anthony Cotrone	9	15	96	0	96	6.4	0	20	10.7
Desmond Randall	11	4	32	0	32	8.0	0	18	2.9
Teron Allen	2	6	31	0	31	5.2	0	15	15.5
Kash Kiefer	11	1	17	0	17	17.0	0	17	1.5
Antonio Walcott	11	4	10	0	10	2.5	0	4	0.9
TEAM	11	10	0	18	-18	-1.8	0	0	-2.6
Total.....	11	510	2442	250	2192	4.3	13	50	199.3
Opponents.....	11	479	2221	366	1855	3.9	20	71	168.6

INDIVIDUAL RECEIVING

Name	GP	No	Yds	Avg	TD	Long	Avg/G
Landis Williams	10	38	481	12.7	6	50	48.1
Jhamal Fluellen	11	27	302	11.2	2	84	27.5
Matthew Mulligan	11	13	157	12.1	2	26	14.3
Kenneth Fersner	10	12	131	10.9	0	23	13.1
Manzi Pierre	7	12	110	9.2	1	13	15.7
Tyrell Jones	11	8	67	8.4	0	17	6.1
Anthony Cotrone	9	8	55	6.9	0	11	6.1
Jermaine Henderson	10	6	33	5.5	0	16	3.3
Antonio Walcott	11	5	15	3.0	0	7	1.4
Jeremy Kelley	6	3	16	5.3	0	14	2.7
Desmond Randall	11	3	10	3.3	0	5	0.9
Wellington Talkpa	7	2	12	6.0	0	8	1.7
Michael Brusko	10	1	8	8.0	0	8	0.8
Total.....	11	148	1501	10.1	11	84	136.5
Opponents.....	11	200	2225	11.1	18	67	202.3

INDIVIDUAL DEFENSIVE LEADERS

	Name	GP	-----Tackles-----			TFL/Yds	-Sacks- No-Yds	-----Pass Def-----		---Fumbles---		Blkd Kick	Saf
			Solo	Ast	Total			Int-Yds	BrUp	FR-Yds	FF		
4	John Wormuth	9-6	43	44	87	8.0-28	3.5-20	1-0	2	1-0	0	.	
9	Jovan Belcher	11-8	36	49	85	17.0-95	10.0-73	.	1	.	2	.	
10	Andrew Downey	9-7	37	41	78	5.0-14	2.0-8	.	2	1-0	2	.	
44	Jordan Stevens	11-8	31	38	69	5.0-29	2.0-4	.	1	1-0	1	.	
23	Brandon McLaughlin	11-8	16	48	64	2.5-10	.	.	3	.	.	.	
3	Lamir Whetstone	9-7	26	24	50	2.0-5	.	.	2	1-0	.	.	
90	Jonathan Pirruccello	11-8	15	25	40	6.0-32	3.5-25	.	.	1-0	.	.	
28	Jonathan Calderon	10-6	21	17	38	.	.	2-34	1	.	.	.	
26	Derrick Harris	10-4	24	13	37	2.0-10	.	.	4	.	.	.	
96	Bruno Dorismond	11-8	12	25	37	3.5-14	1.0-10	.	1	2-0	.	.	
	Total.....	11-0	416	498	914	78-354	30-201	8-54	27	9-0	7	2	
	Opponents.....	11-0	424	509	933	71.0-254	13-75	7-66	26	7-17	8	1	

2007 GAME-BY-GAME

Date	Time	Opponent	MAINE		OPP		Offense				Defense				
			Att.	CCA SN	CCA SN	Run	Pass	Total	Passes	TO	Run	Pass	Total	Passes	TO
S1	W 21-14	Monmouth	7,312	rv	rv	278	64	342	11-19-1	1	61	173	234	14-26-0	0
S8	L 0-38	at Connecticut	35,413	rv	rv	64	88	152	15-26-2	2	183	196	379	18-29-1	1
S15	L 17-24 (ot)	at Villanova	11,117	rv	rv rv	186	66	252	11-26-0	0	142	178	320	16-22-1	2
S22	L 7-38	Massachusetts	6,167		3 3	176	67	243	6-15-0	2	289	142	431	15-20-1	1
O6	L 13-38	at Hofstra	7,424		12 12	96	194	290	21-40-1	1	247	185	432	16-20-0	0
O13	L 20-21	William & Mary	7,122			249	125	374	11-19-0	0	136	243	379	24-38-0	0
O20	L 23-30 (ot)	at Stony Brook	7,328			189	154	343	10-21-2	2	229	222	451	21-32-0	0
O27	W 20-14	at Northeastern	4,340			175	160	335	12-23-0	2	128	110	238	11-16-1	2
N3	W 16-13	Towson	2,562			207	91	298	10-15-0	1	46	250	296	25-45-2	4
N10	W 35-0	Rhode Island	4,280		rv	277	162	439	11-20-0	2	43	48	91	7-20-0	4
N17	L 14-39	at New Hampshire	6,222		19 20	69	226	295	20-30-0	0	102	355	457	25-32-1	1



MAINE YEAR-BY-YEAR RESULTS

Year	Overall	Conference	Coach	Year	Overall	Conference	Coach
1892	0-2		Chesely Johnston	1964	5-3	2-3	Harold Westerman
1893	0-5		Wildes Veazie	1965	8-2	5-0	Harold Westerman
1894	0-1		None	1966	4-5	2-3	Harold Westerman
1895	1-4		P. Folsom	1967	0-8	0-5	Walter Abbott
1896	1-3-2		Jack Abbott	1968	3-5	2-3	Walter Abbott
1897	1-2		Harry Robinson	1969	5-4	3-2	Walter Abbott
1898	1-4		James Coombs	1970	3-5	1-4	Walter Abbott
1899	2-3		W.B. Hopkins	1971	2-6	1-4	Walter Abbott
1900	4-4		Ernest Burton	1972	3-6	1-4	Walter Abbott
1901	7-1		Wells Farley	1973	3-7	2-4	Walter Abbott
1902	6-2		Eddie N. Robinson	1974	4-6	4-2	Walter Abbott
1903	5-3		Wells Farley	1975	4-6	1-4	Walter Abbott
1904	3-4		A. King	1976	6-5	2-3	John Bicknell
1905	4-3-1		Frank McCoy	1977	3-7	1-4	John Bicknell
1906	2-4-2		Frank McCoy	1978	3-7-1	0-4-1	John Bicknell
1907	2-4-1		Frank McCoy	1979	2-9	0-5	John Bicknell
1908	3-4		Frank McCoy	1980	4-7	1-4	John Bicknell
1909	3-4-1		George Schildmiller	1981	3-7-1	1-4	Ronald Rogerson
1910	5-1-2		Edgar Wingard	1982	7-4	3-2	Ronald Rogerson
1911	6-2		Edgar Wingard	1983	4-6	0-5	Ronald Rogerson
1912	7-1		Thomas Reilly	1984	5-6	2-3	Ronald Rogerson
1913	5-2-1		Thomas Reilly	1985	6-5	2-3	Buddy Teevens
1914	6-3		E.B. Cochems	1986	7-4	3-4	Buddy Teevens
1915	6-3		Thomas Hughlitt	1987	8-4	6-1	Tim Murphy
1916	0-4-3		Thomas Hughlitt	1988	7-4	4-4	Tim Murphy
1917	1-3		Thomas McCann	1989	9-3	6-2	Tom Lichtenberg
1918	3-1		Captain Aldworth	1990	3-8	2-6	Kirk Ferentz
1919	6-1		James Baldwin	1991	3-8	2-6	Kirk Ferentz
1920	3-3-3		James Baldwin	1992	6-5	4-4	Kirk Ferentz
1921	2-5-1		Fred Brice	1993	0-11*	0-8*	Jack Cosgrove
1922	6-2		Fred Brice	1994	3-8	2-6	Jack Cosgrove
1923	5-3		Fred Brice	1995	3-8	1-7	Jack Cosgrove
1924	4-3-1		Fred Brice	1996	7-4	5-3	Jack Cosgrove
1925	5-2-1		Fred Brice	1997	5-6	4-4	Jack Cosgrove
1926	7-1		Fred Brice	1998	6-5	3-5	Jack Cosgrove
1927	6-1		Fred Brice	1999	4-3	3-5	Jack Cosgrove
1928	4-1-2		Fred Brice	2000	5-6	3-5	Jack Cosgrove
1929	2-5		Fred Brice	2001	9-3	7-2	Jack Cosgrove
1930	3-4		Fred Brice	2002	11-3	7-2	Jack Cosgrove
1931	4-3		Fred Brice	2003	7-5	5-4	Jack Cosgrove
1932	5-1-1		Fred Brice	2004	5-6	3-5	Jack Cosgrove
1933	4-3		Fred Brice	2005	5-6	3-5	Jack Cosgrove
1934	4-3		Fred Brice	2006	6-5	5-3	Jack Cosgrove
1935	3-3-1		Fred Brice	2007	4-7	3-5	Jack Cosgrove
1936	4-3		Fred Brice				
1937	2-3-2		Fred Brice				
1938	3-4		Fred Brice				
1939	5-2		Fred Brice				
1940	1-6		Fred Brice				
1941	3-2-2		George Allen				
1942	2-4		William Kenyon				
1943	0-1		Sam Sezak				
1944	2-2		William Kenyon				
1945	0-5		William Kenyon				
1946	3-5		George Allen				
1947	6-1	2-1	George Allen				
1948	4-3	1-2	George Allen				
1949	2-4-1	2-0-1	David M. Nelson				
1950	5-1-1	3-1	David M. Nelson				
1951	6-0-1	3-0-1	Harold Westerman				
1952	4-3	3-1	Harold Westerman				
1953	4-2-1	1-2-1	Harold Westerman				
1954	5-2	2-2	Harold Westerman				
1955	5-1-1	2-1-1	Harold Westerman				
1956	5-2	3-1	Harold Westerman				
1957	4-3	2-2	Harold Westerman				
1958	6-2	4-1	Harold Westerman				
1959	3-3-2	1-2-2	Harold Westerman				
1960	4-3-1	3-2	Harold Westerman				
1961	8-0-1	5-0	Harold Westerman				
1962	4-4	1-4	Harold Westerman				
1963	5-3	3-2	Harold Westerman				

*Three overall, two Conference games forfeited





QUICK FACTS

Location _____ Amherst, Mass.
 Enrollment _____ 22,812
 Nickname _____ Minutemen
 Colors _____ Maroon & White
 Website _____ www.umassathletics.com
 Stadium _____ Warren McGuirk Alumni Stadium
 Stadium Capacity _____ 17,000
 Stadium Surface _____ Artificial Grass
 Chancellor _____ Dr. Robert C. Holub
 Athletics Director _____ John McCutcheon
 Head Coach _____ Don Brown
 Head Coach Alma Mater, Year _____ Norwich, 1977
 Football Contact _____ Jason Yellin, Assoc. AD/Media Relations
 Football Contact Email _____ jyellin@admin.umass.edu
 Football Contact Office Phone _____ 413-577-3061
 Lettermen Returning/Lost _____ 38/21
 Offensive Starters Returning/Lost _____ 4/7
 Defensive Starters Returning/Lost _____ 8/3

2008 SCHEDULE

Date	Opponent	Location	Series Record
Aug. 30	ALBANY	Amherst, Mass.	1-0
Sept. 6	at Holy Cross	Worcester, Mass.	21-21-5
Sept. 13	*at James Madison	Harrisonburg, Va.	7-4-1
Sept. 20	at Texas Tech	Lubbock, Texas	First Meeting
Oct. 4	*DELAWARE	Amherst, Mass.	5-23
Oct. 11	*at Northeastern	Brookline, Mass.	28-8-1
Oct. 18	*RICHMOND	Amherst, Mass.	13-9
Oct. 25	BRYANT	Amherst, Mass.	First Meeting
Nov. 1	*at Rhode Island	Kingston, R.I.	45-35-2
Nov. 8	*MAINE	Amherst, Mass.	40-13-1
Nov. 15	*at New Hampshire	Durham, N.H.	42-25-3
Nov. 22	*HOFSTRA	Amherst, Mass.	5-6

* - CAA Football Game
 Home Games in CAPS - Schedule subject to change



HEAD COACH:
 Don Brown

Overall Record (Years):
 88-40 (11 years)

Record at School (Years):
 36-14 (4 years)



Dr. Robert C. Holub
 Chancellor



John McCutcheon
 Athletics Director



Jason Yellin
 Football SID


2007 RESULTS -- 10-3, 7-1 CAA

Home Stadium: Warren McGuirk Alumni Stadium (17,000)

Home: 6-0 Away: 4-3 vs. Division: 4-1 vs. Top 25 (CCA): 3-1
 Total Home Attendance: 70,259 Average Home Attendance: 11,709

Sept. 1	[3/3]	HOLY CROSS	W 40-30	12,264
Sept. 8	[3/2]	at Colgate [TWT]	W 35-17	3,211
Sept. 15	[2/3]	TOWSON [CN8] {rv/23}	W 36-13	8,218
Sept. 22	[3/3]	at Maine [CN8]	W 38-7	6,167
Sept. 29	[2/2]	at Boston College [E360]	L 14-24	44,111
Oct. 13	[4/4]	VILLANOVA {rv/rv}	W 32-24 (OT)	16,174
Oct. 20	[4/4]	NORTHEASTERN [CN8]	W 24-7	14,189
Oct. 27	[4/4]	at William and Mary {rv/-}	W 48-34	10,178
Nov. 3	[4/3]	at Rhode Island	L 6-12 (OT)	4,118
Nov. 10	[9/8]	NEW HAMPSHIRE [CN8] {14/14}	W 27-7	14,190
Nov. 17	[7/8]	at Hofstra [ESPNU] {22/22}	W 27-5	2,915
Nov. 24	[7/7]	FORDHAM [ESPNU] {23/25}	W 49-35	5,224
Dec. 1	[7/7]	at Southern Illinois [ESPNGP] {4/4}	L 27-34	6,560

CAA Team's Coaches & Sports Network Rankings listed prior to Opponent/Opponent's Coaches & Sports Network Rankings listed after Opponent at time game was played



QUARTERBACK LIAM COEN



ALL-STAR CANDIDATES



SEAN CALICCHIO

Senior - Offensive Line
6-5 - 310 - Brooklyn, N.Y.

-- Started all 13 games in 2007 at right tackle.

-- Aided UMass' line in allowing just 17 sacks in 13 games of 2007. Matt Lawrence gained more than 100 yards in 10 of 13 games.

-- UMass allowed just one sack in four weeks from Nov. 3-24.

-- Did not allow a sack as UMass piled up 649 yards of total offense (second in school history) in NCAA First Round win over Fordham (11/24).



COURTNEY ROBINSON

Senior - Defensive Back
6-0 - 195 - Lake Worth, Fla.

-- Third in career kickoff return average at UMass 24.6. His 984 career kickoff return yardage in just 26 games is seventh all-time at UMass.

-- Fourth-best single-season total in kickoff return yards with 495. Robinson is also fifth with 489 in 2006.

-- Average of 26.1 in 2007 is tied for fourth-best single-season.

-- Had 48 tackles and three interceptions for 39 yards. Along with nine passes defended and 3.5 TFLs.

ROBINSON'S CAREER STATS

YEAR	GP	S-A-Tackles	SK/TFL	Int	PBU	FF/FR
2006	15	11-7-18	0.0/1.0	2	1	0/1
2007	13	26-21-47	0.5/3.5	3	6	1/0
Career	28	37-28-65	0.5/4.5	5	7	1/1



LIAM COEN

Senior - Quarterback
6-2 - 220 - Newport, R.I.


-- In just three seasons holds virtually every career record in UMass passing history. First in passing yards (8,282) passing efficiency (152.43), first in completion percentage (64.5), first in touchdown passes (66), first in completions (624), and first in attempts (968).

-- Among all active QBs in FCS in 2007, ranks fourth in touchdowns (66), fifth in yards (8,282), sixth in career pass efficiency (152.43), eighth in completion pct. (64.5), ninth in yards per game (217.9).

-- Ranked second in CAA and ninth in the nation in pass efficiency in 2007 (156.29).

COEN'S CAREER STATS

YEAR	GP	----- Passing -----					--- Rushing ---		
		Att.-Comp.-Int.	Yds.	TD	Lg.	Att.	Yds.	TD	
2005	10	175-274-7	2175	10	84	31	4	1	
2006	15	217-334-10	3016	26	89	32	-62	0	
2007	13	232-360-14	3091	30	71	31	-94	0	
Career	38	624-968-31	8282	66	89	94	-152	1	



SEAN SMALLS

Senior - Defensive Back
6-1 - 205 - Richmond, Va.

-- Started last 28 games in a row including 13 in 2007. Had 49 tackles, two interceptions including a return for a touchdown and 12 passes defended in 2007.

-- Led CAA in passes defended with 12 (including CAA-best 10 pass break-ups) along with two interceptions.

-- 12 passes defended tied for eighth-most in a season.

-- Second-career interception as he had three passes defended at #4 Southern Illinois (12/1) in NCAA Quarterfinal. Also made five tackles.

SMALLS' CAREER STATS

YEAR	GP	S-A-Tackles	SK/TFL	Int	PBU	FF/FR
2005	9	4-4-8	0.0/0.0	0	1	0/0
2006	15	30-29-59	0.0/1.0	0	3	1/1
2007	13	31-18-49	0.5/2.5	1	10	0/0
Career	37	65-51-116	0.5/3.5	1	14	1/1



2008 MASSACHUSETTS ROSTER

No.	Name	Pos.	Cl.	Ht\Wt.	Hometown/HS (Last School)
1	Warren Wilson	WR	RSo.	6-1\180	Lawrence, Mass./New Hampton Prep (N.H.)/ Boston College
2	Josh Jennings	LB	Rjr.	6-0\220	New Britain, Conn./New Britain H.S./ Bridgton Academy (Maine)/Dean College (Mass.)
3	Victor Cruz	WR	Rjr.	6-0\200	Paterson, N.J./Paterson Catholic H.S./ Brighton Academy (Maine)
4	Courtney Robinson	DB/KR	Sr.	6-0\195	Delray Beach, Fla./Atlantic H.S./Connecticut
5	Jeromy Miles	DB	Jr.	6-2\207	Sicklerville, N.J./Winslow H.S./Navy
6	Corey Davis	DB	Rjr.	5-11\190	Baltimore, Md./McDonogh School/ Valley Forge Military Academy (Pa.)
7	Scott Woodward	QB	Rjr.	6-3\200	Wendell, Mass./Mahar Regional H.S.
8	Jeremy Horne	WR	Rjr.	6-3\198	New Berlin, N.Y./Milford Academy/Syracuse
9	Brian Ellis	DB	RSr.	6-0\210	Brooklyn, N.Y./Sheepshead Bay H.S.
10	Joe Sanford	WR	Rjr.	6-3\208	Charlottesville, Va./Monticello H.S./ Bridgton Academy (Maine)/Virginia
11	Ke'Mon Bailey	WR	RSo.	5-10\183	Richmond, Va./Huguenot H.S.
12	Liam Coen	QB	RSr.	6-2\220	Newport, R.I./La Salle Academy
13	Scott Wallace	QB	RFr.	6-3\205	Avondale, Pa./St. Mark's H.S. (Del.)
14	Octavious Hawkins	QB	RFr.	6-2\205	Hollywood, Fla./South Broward H.S.
15	Julian Talley	WR	RFr.	6-1\180	Winslow, N.J./Winslow H.S.
16	Sean Smalls	DB	Sr.	6-1\205	Richmond, Va./Huguenot H.S.
18	Ryan Logan	HB/P	RSr.	6-2\230	Leominster, Mass./Fitchburg H.S.
20	Korrey Davis	TB	Fr.	5-10\185	Lynchburg, Va./Heritage H.S.
21	Eric Dickson	DB	Rjr.	5-11\205	Southbridge, Mass./St. John's H.S.
22	Jonathan Hernandez	TB	RFr.	5-11\200	Leominster, Mass./Leominster H.S.
23	Shane Viveiros	DB	RSo.	6-0\205	Fall River, Mass./Bishop Connolly H.S.
24	Emil Igwenagu	FB	RFr.	6-1\215	Bolyston, Mass./Holy Name Catholic H.S.
25	Alphonsus Aguh	TB	RSo.	5-9\195	Amherst, Mass./Amherst Regional H.S.
26	Keiron Brown	DB	Sr.	5-11\188	Margate, Fla./St. Thomas Aquinas H.S./Toledo
27	Reshaude Goodwin	CB	RSo.	5-11\175	Rosindale, Mass./Natick H.S./Boston College
28	Tony Nelson	TB	Rjr.	5-10\210	Germantown, Md./Northwest H.S.
29	Brett Arnold	PK	Sr.	6-0\180	Langhorne, Pa./Neshaminy H.S./Lackawanna J.C.
30	Chris Cefalo	FB	RSr.	5-11\215	Basking Ridge, N.J./Ridge H.S.
31	Armando Cuko	K/P	Rjr.	5-11\192	Beverly, Mass./Beverly H.S.
33	Sam Besong	LB	RSo.	6-0\200	Brockton, Mass./Brockton H.S./Berkshire School
34	Kumar Davis	DB	Fr.	6-0\205	Paterson, N.J./Eastside H.S.
36	Darryln Fenner	DE	RSr.	6-0\230	Hampton, Va./Fork Union Military Academy
39	James Carven	DB	RSo.	6-0\185	Hanover, Mass./Hanover H.S.
40	Brandon White	TB	RSr.	6-2\245	Chicago, Ill./Dunbar Vocational H.S.
45	George Byrd	LB	Sr.	6-1\220	Naples, Fla./Naples H.S.
46	Michael Hanson	DE	Rjr.	6-2\240	Teaneck, N.J./Teaneck H.S.
47	Chris Zardas	FB	Rjr.	6-1\230	Wakefield, Mass./St. John's Prep
49	Anthony Monette	DE	Rjr.	6-2\246	Spencer, Mass./David Prouty H.S.
50	Josh Samuda	OL	RFr.	6-3\300	Hollywood, Fla./Hollywood Hills H.S.
51	Shaun Allen	DL	RSr.	6-3\250	Temple Hills, Md./Crossland H.S./ Bridgton Academy/Dean College (Mass.)
52	Anthony Rouzier	LB	Rjr.	6-0\222	Amherst, Mass./Amherst Regional H.S./ Connecticut
54	Darnel DeLaire	DL	RSr.	6-2\240	Bloomfield, Conn./Bloomfield H.S.
55	Andrew Resende-Gomes	LB	RSr.	6-1\230	Brockton, Mass./Brockton H.S.
56	Brandon Collier	DT	Rjr.	6-1\280	Cleveland, Ohio/Lakewood H.S./ Western Reserve Academy
57	Chad Arango	LB	RSo.	6-0\225	Voorhees, N.J./Eastern H.S.
61	John Ihne	OL	RSo.	6-5\275	Wayne, N.J./Wayne Hills H.S.
63	Sean Calicchio	OL	RSr.	6-5\310	Brooklyn, N.Y./Xaverian H.S.
65	Michael Boyle	OL	RSo.	6-2\285	Grafton, Mass./Grafton H.S.
67	Brian Ostaszewski	OL	RFr.	6-5\300	Stamford, Conn./Stamford H.S.
71	Rob Getek	OL	Rjr.	6-6\250	Pepperell, Mass./Bishop Guertin H.S. (N.H.)/ Milford Academy (N.Y.)/Connecticut
72	Vladimir Ducasse	OL	Jr.	6-4\310	Stamford, Conn./Stamford H.S.
75	Chauncey Incarnato	OL	RSr.	6-7\295	Dover, Ohio/Dover H.S./Notre Dame/Indiana
76	Justin Sawicki	OT	RFr.	6-5\305	Medford, Mass./Medford H.S.
77	Ben Coblyn	OL	RSr.	6-8\296	Amherst, Mass./Amherst Regional H.S./ Boston University
80	Torrey Esalomi	WR	RSo.	6-1\175	Tampa, Fla./Gaither H.S.
82	Andrew Krevis	TE	RSo.	6-5\255	Northbridge, Mass./Northbridge H.S./ Milford Academy (N.Y.)/Eastern Michigan
83	Ian Jorgensen	TE	RSr.	6-5\270	Wollaston, Mass./Quincy H.S.
84	Matt Silver	TE	Rjr.	6-4\255	Clarence Center, N.Y./Victor Central H.S.
86	Tom Gilson	WR	RFr.	6-3\200	Mansfield, Mass./Mansfield H.S.
89	Aaron Fears	WR	RSo.	6-1\205	North Attleboro, Mass./North Attleboro H.S.
91	Courtney Jackson	DE	RFr.	6-2\235	Brandywine, Md./Gwynn Park H.S.
93	Bob McLaughlin	DT	RSo.	6-2\250	Brewster, Mass./Nauset Regional H.S./ New Hampton Prep (N.H.)
98	Kyle C. Harrington	DE	Rjr.	6-3\280	Salem, Mass./Salem H.S.
	D.J. Adeoba	LB	Fr.	6-0\215	Hollywood, Fla./Hollywood Hills H.S.
	Chris Chamberlin	LB/LS	Fr.	6-2\240	Bridgton Academy (Maine)/Dean College (Mass.)
	Julian Colarusso	WR	Fr.	6-4\200	South Easton, Mass./Oliver Ames H.S./ Canterbury School (Conn.)
	Terrance Farris	LB	Jr.	6-0\195	Quincy, Mass./Catholic Memorial H.S.
	Kurt Filler	LB	Jr.	6-3\210	Mapleton, Ga./South Cobb H.S./ Dean College (Mass.)
	Tyler Holmes	LB	Fr.	6-0\195	Oakley, Calif./Freedom H.S./College of San Mateo
	Raymond Jones	DL	RSo.	6-4\275	Blacksburg, Va./Blacksburg H.S.
	Stephane Milhim	OL	Fr.	6-4\300	Sicklerville, N.J./Woodrow Wilson H.S./Delaware
	Sean O'Connor	OL	Fr.	6-6\275	Pembroke Pines, Fla./Charles Flanagan H.S.
	Gilbert Parson	OL	Fr.	6-5\310	Valhalla, N.Y./Iona Prep
	Theluxon Pierre	DL	Jr.	6-3\260	New Milford, Conn./Canterbury School
	Quinton Sales	OL	Fr.	6-3\280	Everett, Mass./Everett H.S./Dean College
	Darren Thellen	DB	Fr.	6-2\190	Fort Washington, Md./Friendly H.S.
	Charles Thompson	DL	Fr.	6-3\290	Brockton, Mass./Brockton H.S.
	Spencer Whipple	QB	RFr.	6-2\215	Teaneck, N.J./Teaneck H.S.
					Gibsonia, Pa./Pine-Richland H.S./Pittsburgh

MASSACHUSETTS NEWCOMERS

Adedaji Adeoba	LB, 6-0, 205	Hollywood, Fla./Hollywood Hills
Chris Chamberlin	LB, 6-2, 240	South Easton, Mass./Oliver Ames/ Canterbury School (Conn.)
Julian Colarusso	WR, 6-4, 200	Quincy, Mass./Catholic Memorial
Korrey Davis	TB, 5-10, 185	Lynchburg, Va./Heritage
Kumar Davis	DB, 6-0, 205	Paterson, N.J./Eastside
Terrance Farris	LB, 6-0, 195	Mapleton, Ga./South Cobb/Dean College (Mass.)
Kurt Filler	LB, 6-3, 210	Oakley, Calif./Freedom/College of San Mateo
Tyler Holmes	LB, 6-0, 195	Blacksburg, Va./Blacksburg
Raymond Jones	DL, 6-4, 275	Sicklerville, N.J./Woodrow Wilson/Delaware
Stephane Milhim	OL, 6-4, 300	Pembroke Pines, Fla./Charles Flanagan
Sean O'Connor	OL, 6-6, 275	Valhalla, N.Y./Iona Prep
Gilbert Parson	OL, 6-5, 310	New Milford, Conn./Canterbury School
Quinton Sales	OL, 6-3, 280	Fort Washington, Md./Friendly
Darren Thellen	DB, 6-2, 190	Brockton, Mass./Brockton
Charles Thompson	DL, 6-3, 290	Teaneck, N.J./Teaneck
*Warren Wilson	WR, 6-1, 180	Lawrence, Mass./New Hampton Prep (N.H.)/ Boston College

*Enrolled at UMass Spring 2008



DON BROWN



PERSONAL

Birthdate

July 31, 1955

Hometown

Spencer, Mass.

Alma Mater

Norwich '77

Wife

Deborah

Children

Echo, Zachariah, Rana, Chelsea

PLAYING CAREER

1973-76 _____ Norwich University

COACHING CAREER

1977-81 _____ Assistant Coach, Hartford (Vt.) High School

1982 _____ Assistant Coach, Dartmouth College

1983 _____ Assistant Coach, Mansfield University

1984-86 __ Defensive Coordinator/Secondary Coach, Dartmouth College

1987-92 _____ Defensive Coordinator, Yale University

1993-95 _____ Head Coach, Plymouth State College

1996-97 _____ Defensive Coordinator, Brown University

1998-99 _____ Defensive Coordinator, University of Massachusetts

2000-03 _____ Head Coach, Northeastern University

2004- _____ Head Coach, University of Massachusetts

MASSACHUSETTS COACHING STAFF

Kevin Morris _____ Offensive Coordinator/Quarterbacks

Keith Dudzinski _____ Defensive Coordinator/Linebackers

Sean Spencer _____ Special Teams Coordinator/Defensive Line

Brian Picucci _____ Run-Game Coordinator/Offensive Line

Guido Falbo _____ Recruiting Coordinator/Running Backs

Mike Wood _____ Tight Ends

Brian Crist _____ Wide Receivers

Damian Mincey _____ Assistant Defensive Line/Linebackers

Brian Butterworth _____ Assistant Secondary

Matt Chapman _____ Assistant Offensive Line

YEAR-BY-YEAR RECORD

Year	School	Record	Conf./Finish	Postseason
1993	Plymouth State	6-4		
1994	Plymouth State	10-1		
1995	Plymouth State	9-1		
Plymouth State Totals		25-6 (.806)		
2000	Northeastern	4-7	1-7/10th	
2001	Northeastern	5-6	4-5/T6th	
2002	Northeastern	10-3	7-1/T1st	NCAA
2003	Northeastern	8-4	6-3/3rd	
Northeastern Totals		27-20 (.574)		
2004	Massachusetts	6-5	4-4/T2nd (North)	
2005	Massachusetts	7-4	6-2/2nd (North)	
2006	Massachusetts	13-2	8-0/1st (North)	NCAA Finals
2007	Massachusetts	10-3	7-1/1st (North)	NCAA Qtrs
Massachusetts Totals		36-14 (.720)		
Career Record		88-40 (.688)		



MASSACHUSETTS HEAD COACH -- DON BROWN

ALL-TIME MASSACHUSETTS COACHING RECORDS

Coach	Years	Record	Pct.	Conf.	Pct.
No Coach	1879-97	30-58-6	.351		
Doctor Weeks	1898	1-4-1	.250		
Fred Murphy Brown	1899-00	12-8	.600		
James Halligan	1901-03	16-8-2	.654		
Matthew Bullock	1904, 07-08	13-8-5	.596		
Walter Craig	1905	3-7	.300		
George O'Hearn	1906	1-7-1	.167		
J.W. Gage	1909	1-6-2	.222		
W. Gildersleeve	1910	1-6-2	.222		
John Hubbard	1911	2-7	.222		
Dr. Arthur Brides	1912-15	12-15-4	.452		
George Melican	1916	2-4-2	.375		
Harold Gore	1919-27	33-32-5	.507		
Charles McGeoch	1928-30	6-17-2	.280		
Melvin Taube	1931-35	29-13-2	.682		
Elbert Carraway	1936-40	9-32-3	.239		
Walter Hargsheimer	1941-42, 46	11-11-1	.500		
Thomas Eck	1945, 47-51	17-23-4	.432	6-3-1	.650
Charles O'Rourke	1952-59	21-39-4	.359	8-21-1	.283
Charles Studley	1960	7-2	.778	3-1	.750
Victor Fusia	1961-70	59-32-2	.645	41-7-1	.847
Dick MacPherson	1971-77	45-27-1	.623	28-8-1	.770
Bob Pickett	1978-83	36-28	.563	22-8	.733
Robert Stull	1984-85	10-12	.455	5-5	.500
Jim Reid	1986-91	36-29-2	.552	26-20	.565
Mike Hodges	1992-97	35-30	.538	23-25	.479
Mark Whipple	1998-03	49-26	.653	35-16	.686
Don Brown	2004-	36-14	.720	25-7	.781



TEAM STATISTICS

	Massachusetts	Opponent
SCORING	403	249
Points Per Game	31.0	19.2
FIRST DOWNS	261	247
Rushing	109	89
Passing	142	122
Penalty	10	36
RUSHING YARDAGE	1992	1503
Yards gained rushing	2376	1998
Yards lost rushing	384	495
Rushing Attempts	480	513
Average Per Rush	4.2	2.9
Average Per Game	153.2	115.6
TDs Rushing	19	15
PASSING YARDAGE	3228	2522
Att-Cmp-Int	388-246-15	438-241-13
Average Per Pass	8.3	5.8
Average Per Catch	13.1	10.5
Average Per Game	248.3	194.0
TDs Passing	30	14
TOTAL OFFENSE	5220	4025
Total Plays	868	951
Average Per Play	6.0	4.2
Average Per Game	401.5	309.6
KICK RETURNS: #-YARDS	40-816	53-1087
PUNT RETURNS: #-YARDS	29-254	18-174
INT RETURNS: #-YARDS	13-180	15-84
KICK RETURN AVERAGE	20.4	20.5
PUNT RETURN AVERAGE	8.8	9.7
INT RETURN AVERAGE	13.8	5.6
FUMBLES-LOST	21-11	23-13
PENALTIES-YARDS	123-1035	77-653
Average Per Game	79.6	50.2
PUNTS-YARDS	60-2136	73-2843
Average Per Punt	35.6	38.9
Net punt average	29.4	32.5
TIME OF POSSESSION/GAME	29:28	30:31
3RD-DOWN CONVERSIONS	76/179	70/204
3rd-Down Pct	42%	34%
4TH-DOWN CONVERSIONS	6/18	14/31
4th-Down Pct	33%	45%
SACKS BY-YARDS	43-293	17-108
MISC YARDS	6	0
TOUCHDOWNS SCORED	52	30
FIELD GOALS-ATTEMPTS	11-15	12-21
ON-SIDE KICKS	0-0	0-0
RED-ZONE SCORES	40-52 77%	33-50 66%
RED-ZONE TOUCHDOWNS	33-52 63%	24-50 48%
PAT-ATTEMPTS	48-49 98%	27-29 93%
ATTENDANCE	70259	77260
Games/Avg Per Game	6/11710	7/11037
Neutral Site Games	0/0	0/0

INDIVIDUAL PASSING

Name	GP	Effic	Att-Cmp-Int	Pct	Yds	TD	Long	Avg/G
Liam Coen	13	156.29	232-360-14	64.4	3091	30	71	237.8
Scott Woodward	10	100.05	13-25-0	52.0	143	0	21	14.3
Brett Arnold	12	49.60	1-1-0	100.0	-6	0	0	-0.5
TEAM	13	0.00	0-1-0	0.0	0	0	0	0.0
Matt Lawrence	13	-200.00	0-1-1	0.0	0	0	0	0.0
Total.....	13	151.07	246-388-15	63.4	3228	30	71	248.3
Opponents.....	13	108.00	241-438-13	55.0	2522	14	69	194.0

INDIVIDUAL RUSHING

Name	GP	Att	Gain	Loss	Net	Avg	TD	Long	Avg/G
Matt Lawrence	13	318	1680	95	1585	5.0	16	62	121.9
Tony Nelson	12	92	491	5	486	5.3	1	61	40.5
Chris Zardas	11	3	53	0	53	17.7	0	47	4.8
Rasheed Rancher	13	6	30	7	23	3.8	0	11	1.8
J.J. Moore	13	3	23	8	15	5.0	0	16	1.2
Michael Omar	13	2	14	0	14	7.0	1	10	1.1
Scott Woodward	10	6	26	15	11	1.8	0	8	1.1
E.J. Barthel	7	1	5	0	5	5.0	0	5	0.7
Breyone Evans	11	1	5	0	5	5.0	1	5	0.5
Victor Cruz	8	2	1	3	-2	-1.0	0	1	-0.2
Liam Coen	13	31	48	142	-94	-3.0	0	13	-7.2
TEAM	13	15	0	109	-109	-7.3	0	0	-9.1
Total.....	13	480	2376	384	1992	4.2	19	62	153.2
Opponents.....	13	513	1998	495	1503	2.9	15	64	115.6

INDIVIDUAL RECEIVING

Name	GP	No	Yds	Avg	TD	Long	Avg/G
J.J. Moore	13	80	1100	13.8	5	54	84.6
Rasheed Rancher	13	49	1007	20.6	9	71	77.5
Michael Omar	13	44	530	12.0	2	29	40.8
Matt Lawrence	13	17	69	4.1	0	9	5.3
Ian Jorgensen	13	15	145	9.7	5	15	11.2
Jeremy Horne	13	12	146	12.2	3	35	11.2
Tony Nelson	12	9	45	5.0	0	21	3.8
Chris Zardas	11	6	53	8.8	2	33	4.8
Joe Sanford	12	4	71	17.8	2	26	5.9
Breyone Evans	11	3	15	5.0	1	7	1.4
Rob Getek	8	2	6	3.0	0	4	0.8
Victor Cruz	8	1	26	26.0	0	26	3.2
Matt Silver	12	1	13	13.0	0	13	1.1
Brad Listorti	1	1	4	4.0	1	4	4.0
E.J. Barthel	7	1	4	4.0	0	4	0.6
George Byrd	13	1	-6	-6.0	0	0	-0.5
Total.....	13	246	3228	13.1	30	71	248.3
Opponents.....	13	241	2522	10.5	14	69	194.0

INDIVIDUAL DEFENSIVE LEADERS

	Name	GP	-----Tackles-----			TFL/Yds	-Sacks- No-Yds	-----Pass Def-----		---Fumbles---		Blkd Kick	Saf
			Solo	Ast	Total			Int-Yds	BrUp	FR-Yds	FF		
11	Charles Walker	13-12	45	71	116	6.5-16	1-0-3	1-11	1	2-0	2	.	.
43	Jason Hatchell	13-12	49	66	115	7.0-16	0-5-3	2-11	6	1-0	2	.	.
2	Josh Jennings	13-5	27	41	68	9.5-46	6-0-33	.	4
5	Jeromy Miles	13-12	39	29	68	5.5-17	.	3-6	8	2-0	4	.	.
48	David Burris	13-12	27	40	67	13.0-62	9-5-55	.	1	.	1	.	.
21	Michael Meggett	13-12	36	26	62	4.0-16	2-0-12	2-23	6	1-17	.	1	.
56	Brandon Collier	13-12	19	43	62	6.5-39	4-5-34	.	.	3-0	1	.	.
46	Michael Hanson	13-11	20	41	61	16.0-83	7-0-67	.	3	1-0	.	.	.
45	George Byrd	13-11	21	36	57	5.0-24	3-5-22	.	5
16	Sean Smalls	13-12	31	18	49	2.5-7	0-5-2	1-90	10
	Total.....	13-0	478	556	1034	94-422	43-293	13-180	57	13-19	14	3	4
	Opponents.....	13-0	409	578	987	69.0-239	17-108	15-84	36	11-91	9	6	1

2007 GAME-BY-GAME

Date	Time	Opponent	UMASS				OPP				Offense				Defense				
			Att.	CCA	SN	rv	CCA	SN	rv	SN	Run	Pass	Total	Passes	TO	Run	Pass	Total	Passes
S1	W 40-30	Holy Cross	12,264	3	3			rv		183	272	455	19-32-1	4	43	321	364	34-64-0	1
S8	W 35-17	at Colgate	3,211	3	2				160	204	364	17-26-1	1	94	218	312	17-31-1	3	
S15	W 36-13	Towson	8,218	2	3	rv	23		81	225	306	17-22-1	3	22	262	284	27-44-3	3	
S22	W 38-7	at Maine	6,167	3	3				289	142	431	15-20-1	1	176	67	243	6-15-0	2	
S29	L 14-24	at Boston College	44,111	2	2				69	208	277	17-32-0	0	119	204	323	24-42-0	0	
O13	W 32-24 (ot)	Villanova	16,174	4	4	rv	rv		95	355	450	21-35-1	2	243	134	377	9-17-1	1	
O20	W 24-7	Northeastern	14,189	4	4				134	248	382	20-28-0	0	103	212	315	18-37-2	5	
O27	W 48-34	at William & Mary	10,178	4	4	rv			179	218	397	17-27-2	4	140	195	335	17-34-1	3	
N3	L 6-12 (ot)	at Rhode Island	4,118	4	3				117	22	139	7-22-2	3	109	62	171	3-10-0	2	
N10	W 27-7	New Hampshire	14,190	9	8	14	14		204	191	395	21-29-0	0	44	221	265	27-40-2	2	
N17	W 27-5	at Hofstra	2,915	7	8	22	22		144	309	453	22-34-2	3	39	129	168	21-34-1	2	
N24	W 49-35	Fordham	5,224	7	7	23	25		236	413	649	25-39-1	2	125	281	406	25-47-1	1	
D1	L 27-34	at Southern Illinois	6,560	7	7	4	4		101	421	522	28-42-3	3	246	216	462	13-23-1	1	



MASSACHUSETTS YEAR-BY-YEAR RESULTS

Year	Overall	Conference	Coach	Year	Overall	Conference	Coach
1879	1-0		None	1951	3-4-1	2-0	Thomas Eck
1880	0-1-1		None	1952	4-3-1	1-2	Charles O'Rourke
1881	2-1-1		None	1953	1-7	0-3	Charles O'Rourke
1882	0-2		None	1954	4-4	1-3	Charles O'Rourke
1883	1-1		None	1955	4-4	1-3	Charles O'Rourke
1884	1-2		None	1956	2-5-1	1-3	Charles O'Rourke
1885	3-2-1		None	1957	1-5-1	1-2-1	Charles O'Rourke
1886	2-1		None	1958	2-6	1-3	Charles O'Rourke
1887	2-3		None	1959	3-5-1	2-2	Charles O'Rourke
1888	2-4		None	1960	7-2	3-1	Charles Studley
1889	2-0		None	1961	5-4	3-1	Victor Fusia
1890	1-4		None	1962	6-3	4-1	Victor Fusia
1891	2-5		None	1963	8-0-1	5-0	Victor Fusia
1892	4-6-2		None	1964	8-2	5-0	Victor Fusia
1893	1-9		None	1965	7-2	4-1	Victor Fusia
1894	3-3		None	1966	6-3	5-0	Victor Fusia
1895	1-5		None	1967	7-2	5-0	Victor Fusia
1896	0-4		None	1968	2-8	2-3	Victor Fusia
1897	2-5-1		None	1969	6-3	5-0	Victor Fusia
1898	1-4-1		Doctor Weeks	1970	4-5-1	3-1-1	Victor Fusia
1899	7-3		Fred Murphy Brown	1971	4-4-1	3-1-1	Dick MacPherson
1900	5-5		Fred Murphy Brown	1972	9-2	5-0	Dick MacPherson
1901	9-1		James Halligan	1973	6-5	4-2	Dick MacPherson
1902	2-3-2		James Halligan	1974	5-6	4-2	Dick MacPherson
1903	5-4		James Halligan	1975	8-2	4-1	Dick MacPherson
1904	5-2-1		Matthew Bullock	1976	5-5	3-2	Dick MacPherson
1905	3-7		Walter Craig	1977	8-3	5-0	Dick MacPherson
1906	1-7-1		George O'Hearn	1978	9-4	5-0	Bob Pickett
1907	5-3-1		Matthew Bullock	1979	6-4	4-1	Bob Pickett
1908	3-3-3		Matthew Bullock	1980	7-3	4-1	Bob Pickett
1909	1-6-2		J.W. Gage	1981	6-3	4-1	Bob Pickett
1910	1-6-2		W. Gildersleeve	1982	5-6	3-2	Bob Pickett
1911	2-7		John Hubbard	1983	3-8	2-3	Bob Pickett
1912	2-5-2		Dr. Arthur Brides	1984	3-8	1-4	Robert Stull
1913	4-3		Dr. Arthur Brides	1985	7-4	4-1	Robert Stull
1914	2-5		Dr. Arthur Brides	1986	8-3	5-2	Jim Reid
1915	4-2-2		Dr. Arthur Brides	1987	3-8	2-5	Jim Reid
1916	2-4-2		George Melican	1988	8-4	6-2	Jim Reid
1917		No schedule due to World War I		1989	5-5-1	3-5	Jim Reid
1918		No schedule due to World War I		1990	8-2-1	7-1	Jim Reid
1919	5-2-1		Harold Gore	1991	4-7	3-5	Jim Reid
1920	5-2-1		Harold Gore	1992	7-3	5-3	Mike Hodges
1921	3-4-1		Harold Gore	1993	9-2	6-2	Mike Hodges
1922	5-3		Harold Gore	1994	5-6	4-4	Mike Hodges
1923	2-5		Harold Gore	1995	6-5	3-5	Mike Hodges
1924	6-1-1		Harold Gore	1996	6-5	4-4	Mike Hodges
1925	6-2		Harold Gore	1997	2-9	1-7	Mike Hodges
1926	1-6		Harold Gore	1998	12-3	6-2	Mark Whipple
1927	0-7-1		Harold Gore	1999	9-4	7-1	Mark Whipple
1928	2-5-1		Charles McGeoch	2000	7-4	5-3	Mark Whipple
1929	3-4-1		Charles McGeoch	2001	3-8	3-6	Mark Whipple
1930	1-8		Charles McGeoch	2002	8-4	6-3	Mark Whipple
1931	7-1-1		Melvin Taube	2003	10-3	8-1	Mark Whipple
1932	7-2		Melvin Taube	2004	6-5	4-4	Don Brown
1933	5-3		Melvin Taube	2005	7-4	6-2	Don Brown
1934	5-3-1		Melvin Taube	2006	13-2	8-0	Don Brown
1935	5-4		Melvin Taube	2007	10-3	7-1	Don Brown
1936	2-6		Elbert Carraway				
1937	1-7-1		Elbert Carraway				
1938	3-6		Elbert Carraway				
1939	2-5-2		Elbert Carraway				
1940	1-8		Elbert Carraway				
1941	3-4-1		Walter Hargsheimer				
1942	2-5		Walter Hargsheimer				
1943		No schedule due to World War II					
1944		No schedule due to World War II					
1945	2-1-1		Thomas Eck				
1946	6-2		Walter Hargsheimer				
1947	3-4-1	0-1-1	Thomas Eck				
1948	3-4-1	1-1	Thomas Eck				
1949	3-5	1-1	Thomas Eck				
1950	3-5	1-1	Thomas Eck				





QUICK FACTS

Location _____ Durham, N.H.
 Enrollment _____ 14,000
 Nickname _____ Wildcats
 Colors _____ Blue & White
 Website _____ www.unhwildcats.com
 Stadium _____ Cowell Stadium
 Stadium Capacity _____ 6,500
 Stadium Surface _____ Artificial Grass
 President _____ Dr. Mark Huddleston
 Athletics Director _____ Marty Scarano
 Head Coach _____ Sean McDonnell
 Head Coach Alma Mater, Year _____ New Hampshire, 1978
 Football Contact _____ Scott Stapin, Director of Media Relations
 Football Contact Email _____ smstapin@cisunix.unh.edu
 Football Contact Office Phone _____ 603-862-3906
 Lettermen Returning/Lost _____ 36/12
 Offensive Starters Returning/Lost _____ 7/4
 Defensive Starters Returning/Lost _____ 7/4

2008 SCHEDULE

Date	Opponent	Location	Series Record
Sept. 6	at Army	West Point, N.Y.	1-1
Sept. 13	*at Rhode Island	Kingston, R.I.	49-28-5
Sept. 20	ALBANY	Durham, N.H.	First Meeting
Sept. 27	at Dartmouth	Hanover, N.H.	16-17-2
Oct. 11	*WILLIAM AND MARY	Durham, N.H.	2-9
Oct. 18	*at Northeastern	Brookline, Mass.	39-14-1
Oct. 25	*TOWSON	Durham, N.H.	4-0
Nov. 1	*HOFSTRA	Durham, N.H.	6-5
Nov. 8	*at Villanova	Villanova, Pa.	8-9
Nov. 15	*MASSACHUSETTS	Durham, N.H.	25-42-3
Nov. 22	*at Maine	Orono, Maine	46-43-8

* - CAA Football Game
 Home Games in CAPS - Schedule subject to change



HEAD COACH:
 Sean McDonnell

Overall Record (Years):
 60-47 (9 years)
 Record at School (Years):
 60-47 (9 years)



2007 RESULTS -- 7-5, 4-4 CAA

Home Stadium: Cowell Stadium (6,500)
 Home: 5-1 Away: 2-4 vs. Division: 3-2 vs. Top 25 (CCA): 2-4
 Total Home Attendance: 43,450 Average Home Attendance: 7,242

Sept. 8	[5/5]	at James Madison [CN8] {11/10}	L 24-41	14,021
Sept. 15	[12/12]	at Marshall	W 48-35	27,255
Sept. 22	[10/10]	DARTMOUTH [WMUR]	W 52-31	9,560
Sept. 29	[11/11]	at Richmond [CN8] {25/25}	L 38-45	8,995
Oct. 6	[14/15]	DELAWARE [CN8] {11/11}	W 35-30	7,115
Oct. 13	[11/13]	IONA	W 49-21	11,068
Oct. 20	[11/11]	at Hofstra {9/10}	W 40-3	5,688
Oct. 27	[9/8]	RHODE ISLAND [NESN]	W 49-36	6,015
Nov. 3	[8/8]	NORTHEASTERN	L 13-31	3,470
Nov. 10	[14/14]	at Massachusetts [CN8] {9/8}	L 7-27	14,190
Nov. 17	[19/20]	MAINE	W 39-14	6,222
Nov. 24	[15/17]	at Northern Iowa {1/1}	L 35-38	16,015

CAA Team's Coaches & Sports Network Rankings listed prior to Opponent/Opponent's Coaches & Sports Network Rankings listed after Opponent at time game was played




Dr. Mark Huddleston
 President



Marty Scarano
 Athletics Director



Scott Stapin
 Football SID



TIGHT END SCOTT SICKO



ALL-STAR CANDIDATES



MIKE BOYLE
Senior - Wide Receiver
5-8 - 185 - Plymouth, N.H.

-- UNH's third-leading receiver in 2007, he made 50 catches for 642 yds and was second among receivers with 7 TDs.

-- Boyle also was a capable runner, with three carries for 80 yds and two TDs.

-- The team's returning punt returner, Boyle had eight punt returns for 50 yards.



CHAD KACKERT
Junior - Running Back
5-8 - 190 - Simi Valley, Calif.

-- UNH's top running back last season, Kackert carried the football 80 times for 380 yards, averaging 4.8 yards per carry.

-- Kackert was tied for second in rushing TDs with four on the season and also caught 20 passes for 196 yds and two TDs and was third on the team in total offense.

-- He also serves as UNH's starting kick returner. Last year he returned 20 kicks for 525 yards and one TD. He averaged an impressive mark of 26.3 yards per return.

BOYLE'S CAREER STATS							
YEAR	GP	No.	Yds	TD	Long	Avg/G	Avg/C
2005	13	12	168	2	48	12.92	14.00
2006	7	16	191	1	35	27.29	11.94
2007	12	50	842	7	58	70.17	16.84
Career	32	78	1201	10	58	37.53	15.40

KACKERT'S CAREER STATS							
YEAR	GP	No.	Yds	TD	Long	Avg/G	Avg/C
2006	13	115	584	5	87	44.92	5.08
2007	9	80	380	4	21	42.22	4.75
Career	22	195	964	9	87	43.82	4.94



JOHN CLEMENTS
Senior - Defensive Back
5-11 - 175 - Hammonton, N.J.

-- Started every game in 2007 for UNH and his third straight as a starter at defensive back.

-- UNH's third-leading tackler with 54-45-93, he also had one interception and two tackles for a loss for the Wildcats.

-- Named second-team all-conference as UNH's top defensive back in 2007 and drew all of the toughest wide receiver

assignments throughout the season.

CLEMENT'S CAREER STATS						
YEAR	GP	S-A-Tackles	SK/TFL	Int	PBU	FF/FR
2005	11	17-11-28	0.0/0.0	2	2	0/0
2006	12	56-31-87	1.0/5.0	2	6	0/0
2007	12	54-45-99	0.0/2.0	1	4	0/1
Career	35	127-87-214	1.0/7.0	5	12	0/1



SCOTT SICKO
Junior - Tight End
6-3 - 225 - Stillwater, N.Y.

-- One of QB Ricky Santos' favorite targets in 2007, Sicko was UNH's second-leading receiver with 51 catches for 619 yds.

-- Sicko, who was named third-team all-conference, was UNH's second-leading scorer among players in the receiver corps.

-- A starter in all 12 contests, he was chosen an SME "Star of the Year".

SICKO'S CAREER STATS							
YEAR	GP	No.	Yds	TD	Long	Avg/G	Avg/C
2006	6	2	19	0	12	3.17	9.50
2007	12	51	619	6	35	51.58	12.14
Career	18	53	638	6	35	35.44	12.04



2008 NEW HAMPSHIRE ROSTER

No.	Name	Pos.	Cl.	Ht\Wt.	Hometown/HS (Last School)
1	O'Brien, Matt	RB	Sr.	5-7\175	Cambridge, Mass./Cam. Rindge & Latin
4	Ware, Sean	LB	Jr.	6-2\225	Bristol, Conn./Bristol Central
5	Gorell, Anthony	DB	So.	5-11\170	Clayton, N.J./Notre Dame HS
6	Chandler, Chris	WR	So.	6-2\210	Wakefield, Mass./Bridgton Academy
7	Clements, John	DB	Sr.	5-11\175	Hammonton, N.J./St. Joseph
8	McGuinness, Ryan	DB	Fr. (R)	6-1\195	Howell, N.J./Milford Academy
9	Vasso, Dino	DB	So.	5-10\165	Crum Lynne, Pa./Ridley
10	Duper, Maurice	DB	Sr.	5-11\190	Baldwinsville, N.Y./Baldwinsville
11	Mangieri, Mickey	WR	Fr. (R)	5-11\180	Bedford, N.Y./ Fox Lane
12	Toman, R.J.	QB	So.	6-1\195	Mission Viejo, Calif./Mission Viejo
14	Decker, Kevin	QB	Fr. (R)	6-3\180	Armonk, N.Y./The Brunswick School
15	Cosgrove, Jamie	LB	So.	6-1\210	Sharon, Mass./Catholic Memorial
16	Greene, Mike	WR	So.	6-2\200	Stonington, Conn./Cushing Academy
17	Klein, Terrence	DB	Jr.	5-11\195	Westwood, N.J./St. Joseph Regional
18	Bishop, Tom	P/PK	Sr.	6-0\215	Newfield, N.Y./Newfield
19	Auffray, Kyle	QB	Jr.	6-5\233	Cornwall, N.Y. (Mississippi State University)
21	Manning, Tom	PK/P	Jr.	6-1\215	Rome, N.Y./Rome Free Academy
22	Negron, Travis	WR	Jr.	5-10\175	San Diego, Calif./Clairemont
23	Fox, Terrance	WR	Fr. (R)	5-9\165	Piscataway, N.J./Piscataway
24	Jellison, Sean	RB	So.	5-10\200	Amherst, N.H./Souhegan
26	Hinds, Ryan	DB	Sr.	6-1\190	Toronto, Ont./North Toronto
27	Kackert, Chad	RB	Jr.	5-8\190	Simi Valley, Calif./Grace Brethren
28	Lambert, Jared	DB	Fr. (R)	5-10\185	Blumfield, Conn./Kingswood-Oxford
29	Anderson, Kaysonne	DB	Sr.	5-10\185	Belmar, N.J./Manasquan
30	Digitale, Emilio	WR	Fr. (R)	5-10\180	Revere, Mass./Revere
30	Vergen, Andre	DB	Fr.	5-10\190	West Hartford, Conn./Hall
32	McNulty, Andrew	K	Fr. (R)	5-10\170	Flemington, N.J./
33	Souza, Hugo	SS	So.	5-11\200	Marshfield, Mass./Marshfield
34	Parent, Matt	LB	Sr.	6-1\245	Long Beach, Calif./St. Paul's
35	Tkowski, R.J.	DB	Fr. (R)	5-11\173	Medway, Mass./Medway
37	Garron, Andre	DB	Fr. (R)	5-9\170	Bedford, N.H./Manchester West
38	Simpson, Robert	RB	Sr.	6-1\200	Brockton, Mass./Brockton
39	Duffey, John	DB	Fr. (R)	6-2\200	Tarentum, Pa./Highlands
40	Perkins, Mike	DB	Fr. (R)	5-11\200	Hingham, Mass./Berkshire School
42	MacNevin, Shawn	DB	Fr. (R)	5-10\180	Stratford, N.H./Spaulding
43	Greer, John	DB	Fr. (R)	6-1\190	Buffalo, N.Y./St. Joseph Collegiate
45	Walker, Rod	RB	Fr. (R)	6-0\205	Portsmouth, N.H./Portsmouth
46	Flemings, Kyle	DB	Fr. (R)	5-11\175	Forty Fort, Pa./Bishop Hoban
47	Mayhew, Bryan	DB	So.	5-10\170	Plymouth, N.H./Plymouth Regional
48	Ruhl, Dan	DE	Jr.	6-1\230	Fort Meyers, Fla./Valley Forge Prep.
49	McMath, Jeff	DB	Fr. (R)	6-0\205	Peabody, Mass./Bridgeton, Acad.
50	Farrell, Mike	OL	Fr. (R)	6-3\315	New Milford, Conn./Blair Academy
51	Petercuskie, Mark	LB	Fr. (R)	6-0\210	Holliston, Mass./Holliston
55	Ford, Chris	LB	Fr. (R)	6-1\220	Lewiston, Maine/Lewiston
56	Jenkins, James	LB	Fr. (R)	6-2\210	Patterson, N.J./Roman Catholic
57	Jackson, Devon	LB	So.	6-1\220	Williamstown, N.J./Williamstown
58	Cumba, Eric	OL	Sr.	6-2\315	Paterson, N.J./Don Bosco
59	Elwell, Andrew	OL	Sr.	6-3\280	South Berwick, Maine/Marshwood
61	Phaneuf, Adam	K	Fr. (R)	6-0\175	Northwood, N.H./Coe-Brown
62	Murray, John	DL	Fr. (R)	6-3\240	Aston, Pa./Garnet Valley
65	Neill, Tom	OL	Jr.	6-4\285	Syracuse, N.Y./The Tilton School
66	Sann, Jeff	OL	Fr. (R)	6-2\285	Rome, N.Y./Holand Patent
67	Gualazzi, Mike	DE	Fr. (R)	6-2\230	Ivoryton, Conn./Valley Regional
68	Pecoraro, George	OL	Fr. (R)	6-4\270	Cresskill, N.J./Cresskill
70	Elmore, Jayson	OL	Fr. (R)	6-3\230	Hershey, Pa./Hershey
71	Smith, Jason	OL	Sr.	6-2\325	Philadelphia, Pa./Abraham Lincoln
73	Moher, Will	OL	Fr. (R)	6-1\240	Bedford, N.H./Manchester West
75	Couturier, Mike	OL	Fr.	5-10\280	Dover, N.H./Dover
76	McClurg, Chris	OL	Sr.	6-3\295	Rochester, N.Y./Webster Schroeder
77	Price, Seth	TE	Jr.	6-6\240	Grove City, Ohio/Grove City
78	Larkin, Dan	OL	Jr.	6-4\300	Rochelle Park, N.J./Bergen Catholic
79	Droesch, Josh	OL	Sr.	6-6\280	West Boylston, Mass./Boylston
80	Antrum, Josh	DB	Fr.	5-11\180	Hamden, Conn./Hamden Hall
81	Strand, Ronnie	TE	Jr.	6-4\200	Tuckahoe, N.Y./Wyoming Seminary
82	Wright, J.T.	WR	So.	6-0\200	Agoura Hills, Calif./Agoura
83	Boyle, Mike	WR	Sr.	5-8\185	Plymouth, N.H./Plymouth Regional
84	Roach, Jason	DB	Fr. (R)	5-9\191	Dorchester, Mass.
85	Mohammed, Kamal	TE	Jr.	6-5\230	San Diego, Calif./Hoover
86	Jeannot, Chris	WR	Fr. (R)	6-6\220	Moon Township, Pa./Moon Area
87	Cullen, Sean	TE	Fr. (R)	6-4\220	Naples, Fla./Baron Collier
88	Mason, Kevon	WR	Fr. (R)	6-4\200	Quincy, Mass./Xavarian Brothers
89	Sicko, Scott	TE	Jr.	6-3\225	Stillwater N.Y./LaSalle Institute
90	Taylor, T.J.	DL	Jr.	6-1\275	Erie, Pa./Fairview
91	Young, Steve	DT	So.	6-4\260	Rochester, N.H./Spaulding
92	Mailloux, Lance	DE	So.	5-10\230	Bedford, N.H./Manchester West
93	Maroney, Kyle	DE	Jr.	6-2\240	Brockport, N.Y./West Point
94	Marceau, Corey	P	Fr. (R)	5-10\165	Stratham, N.H./Exeter
95	Long, Jordan	DT	Jr.	6-3\260	Springfield, Mass./Commerce
96	Steele, Tim	DL	So.	5-11\288	Springfield, Mass.
97	Peters, Kevin	DE	Jr.	6-1\235	Pleasantville, N.J./St. Joseph's
98	McNally, Brian	DE	Fr. (R)	6-4\225	Cornwall, N.Y./Cornwall
99	Glasgow, Ryan	P	So.	6-4\200	Bedford, N.H./Manchester West

NEW HAMPSHIRE NEWCOMERS

Alan Buzbee	RB/LB, 6-3, 225
Chester Woods, N.J./Seton Hall Prep	
Mike DiLima	OL/DL, 6-5, 285
Olney, Md./Our Lady of Good Council	
Matt Evans	RB/LB, 6-0, 200
Hanover, Mass./Thayer Academy	
Ken Howard	RB/LB, 5-10, 220
Plainfield, N.J./The Hun School	
Josh Lane	OL/DL, 6-2, 275
Derry, N.H./Pinkerton Academy	
Isaiah Martin	OL/DL, 6-2, 285
Pennsauken, N.J./Pennsauken	
Walter McCarthy	OL/DL, 6-5, 240
Warwick, R.I./Milton Academy	
Joey Orlando	WR/DB, 5-10, 175
Bethlehem, Pa./Liberty	
Dontra Peters	RB/DB, 6-0, 180
Annapolis, Md./St. Mary's	
Tyler Sargent	DB/RB, 5-11, 180
Fairview, Pa./Fairview	
Jared Smith	DL/OL, 6-4, 275
Greencastle, Pa./Greencastle-Antrim	
Matt Welch	QB/FS, 6-5, 210
Lowell, Mass./Lowell	
Josh Vick	QB/FS, 6-1, 215
Apollo, Pa./Kiski Area	
Randi Vines	DL, 6-3, 240
Oxnard, Calif./Santa Clara HS	
Chris Zarkoskie	OL/DL, 6-2, 290
West Caldwell, N.J./Seton Hall Prep	



SEAN MCDONNELL



PERSONAL

Birthdate

October 15, 1955

Hometown

Saratoga Springs, N.Y.

Alma Mater

New Hampshire '78

Wife

Jenny

Children

Timmy, Tommy

PLAYING CAREER

1975-78 _____ University of New Hampshire

COACHING CAREER

1979 _____ Assistant Coach, Manchester (N.H.) Memorial High School

1980-82 _____ Assistant Coach, Manchester (N.H.) West High School

1983-84 _____ Defensive Coordinator, Hamilton College

1985-87 _____ Wide Receivers/Tight Ends Coach, Boston University

1988 _____ Graduate Assistant, Boston College

1989-90 _____ Assistant Coach, Columbia University

1991-92 _____ Quarterbacks/Receivers Coach, University of New Hampshire

1993-98 _____ Offensive Coordinator, University of New Hampshire

1999- _____ Head Coach, University of New Hampshire

NEW HAMPSHIRE COACHING STAFF

Sean Devine _____ Offensive Coordinator/Offensive Line

Sean McGowan _____ Defensive Coordinator/Inside Linebackers

Derek Sage _____ Wide Receivers

Alex Grinch _____ Recruiting Coordinator/Defensive Backs

Jon Shelton _____ Defensive Line

Joe Conlin _____ Defensive Tackles

Tim Cramsey _____ Quarterbacks


Ryan Carty _____ Running Backs

Brian Barbato _____ Tight Ends

Mike Ferzoco _____ Outside Linebackers

YEAR-BY-YEAR RECORD

Year	School	Record	Conf./Finish	Postseason
1999	New Hampshire	5-6	3-5/T6th	
2000	New Hampshire	6-5	4-4/T4th	
2001	New Hampshire	4-7	2-7/10th	
2002	New Hampshire	3-8	2-7/10th	
2003	New Hampshire	5-7	3-6/T8th	
2004	New Hampshire	10-3	6-2/1st (North)	NCAA Qtrs
2005	New Hampshire	11-2	7-1/1st (North)	NCAA Qtrs
2006	New Hampshire	9-4	5-3/T2nd (North)	NCAA Qtrs
2007	New Hampshire	7-5	4-4/T2nd (North)	NCAA
<i>New Hampshire Totals</i>		<i>60-47 (.561)</i>		
Career Record		60-47 (.561)		



NEW HAMPSHIRE HEAD COACH -- SEAN MCDONNELL

ALL-TIME NEW HAMPSHIRE COACHING RECORDS

Coach	Years	Record	Pct.	Conf.	Pct.
No Coach	1893-01	16-32-2	.340		
John Scannell	1902-03	4-9-2	.333		
G.B. Ward	1904	2-5	.286		
Edward Herr	1905-07	5-14-5	.313		
Charles Gill	1908	1-7	.125		
Willard Gildersleeve	1909	3-4	.429		
Ray Thomas	1910-11	3-8-2	.308		
Tod Eberle	1912-13	5-8-1	.393		
T.D. Sheppard	1914	1-6-2	.167		
William Cowell	1915-17, 19-36	87-68-23	.553		
George Sauer	1937-41	22-18-1	.549		
Charlie Justice	1942	6-0	1.000		
Bill Glassford	1946-48	19-5-1	.780	7-1	.875
Chief Boston	1949-64	60-57-10	.512	25-34-8	.433
Andy Mooradian	1965	0-8	.000	0-5	.000
Joe Yukica	1966-67	7-9	.438	3-7	.300
Jim Root	1968-71	18-14-1	.561	11-9	.550
Bill Bowes	1972-98	175-106-5	.621	97-74-2	.567
Sean McDonnell	1999-	60-47	.561	36-39	.480



TEAM STATISTICS

	New Hampshire	Opponent
SCORING	429	352
Points Per Game	35.8	29.3
FIRST DOWNS	259	284
Rushing	91	121
Passing	151	149
Penalty	17	14
RUSHING YARDAGE	1560	2252
Yards gained rushing	1889	2520
Yards lost rushing	329	268
Rushing Attempts	410	512
Average Per Rush	3.8	4.4
Average Per Game	130.0	187.7
TDs Rushing	27	25
PASSING YARDAGE	3327	3069
Att-Cmp-Int	385-282-7	421-283-8
Average Per Pass	8.6	7.3
Average Per Catch	11.8	10.8
Average Per Game	277.2	255.8
TDs Passing	29	19
TOTAL OFFENSE	4887	5321
Total Plays	795	933
Average Per Play	6.1	5.7
Average Per Game	407.2	443.4
KICK RETURNS: #-YARDS	58-1428	71-1481
PUNT RETURNS: #-YARDS	18-157	12-96
INT RETURNS: #-YARDS	8-114	7-22
KICK RETURN AVERAGE	24.6	20.9
PUNT RETURN AVERAGE	8.7	8.0
INT RETURN AVERAGE	14.2	3.1
FUMBLES-LOST	14-8	15-7
PENALTIES-YARDS	73-557	72-620
Average Per Game	46.4	51.7
PUNTS-YARDS	47-1798	45-1599
Average Per Punt	38.3	35.5
Net punt average	33.2	30.7
TIME OF POSSESSION/GAME	25:57	34:03
3RD-DOWN CONVERSIONS	67/152	89/190
3rd-Down Pct	44%	47%
4TH-DOWN CONVERSIONS	13/19	12/26
4th-Down Pct	68%	46%
SACKS BY-YARDS	21-123	31-177
MISC YARDS	0	48
TOUCHDOWNS SCORED	59	45
FIELD GOALS-ATTEMPTS	6-11	13-21
ON-SIDE KICKS	0-0	0-2
RED-ZONE SCORES	44-53 83%	44-51 86%
RED-ZONE TOUCHDOWNS	40-53 75%	32-51 63%
PAT-ATTEMPTS	55-59 93%	41-41 100%
ATTENDANCE	43450	86164
Games/Avg Per Game	6/7242	6/14361
Neutral Site Games	0/0	0/0

INDIVIDUAL PASSING

Name	GP	Effic	Att-Cmp-Int	Pct	Yds	TD	Long	Avg/G
Ricky Santos	11	163.10	256-350-7	73.1	2972	24	58	270.2
R.J. Toman	5	188.94	25-34-0	73.5	310	4	36	62.0
Keith LeVan	12	808.00	1-1-0	100.0	45	1	45	3.8
Total.....	12	167.06	282-385-7	73.2	3327	29	58	277.2
Opponents.....	12	139.55	283-421-8	67.2	3069	19	84	255.8

INDIVIDUAL RUSHING

Name	GP	Att	Gain	Loss	Net	Avg	TD	Long	Avg/G
Chad Kackert	9	80	403	23	380	4.8	4	21	42.2
Robert Simpson	12	64	303	19	284	4.4	3	24	23.7
Ricky Santos	11	111	426	183	243	2.2	9	30	22.1
Chris Ward	12	58	208	7	201	3.5	4	12	16.8
Kaysonne Anderson	4	25	119	17	102	4.1	0	49	25.5
Keith LeVan	12	16	102	22	80	5.0	1	19	6.7
Mike Boyle	12	3	80	0	80	26.7	2	69	6.7
Sean Jellison	9	14	78	0	78	5.6	3	23	8.7
R.J. Toman	5	20	111	37	74	3.7	1	26	14.8
Terrance Fox	10	6	33	4	29	4.8	0	18	2.9
Tom Bishop	12	1	26	0	26	26.0	0	26	2.2
TEAM	12	3	0	3	-3	-1.0	0	0	-1.0
TM	12	9	0	14	-14	-1.6	0	0	-2.3
Total.....	12	410	1889	329	1560	3.8	27	69	130.0
Opponents.....	12	512	2520	268	2252	4.4	25	72	187.7

INDIVIDUAL RECEIVING

Name	GP	No	Yds	Avg	TD	Long	Avg/G
Keith LeVan	12	71	843	11.9	10	57	70.2
Scott Sicko	12	51	619	12.1	6	35	51.6
Mike Boyle	12	50	842	16.8	7	58	70.2
J. T. Wright	12	31	356	11.5	2	38	29.7
Chad Kackert	9	20	196	9.8	2	52	21.8
Robert Simpson	12	18	138	7.7	1	27	11.5
Chris Ward	12	16	97	6.1	0	24	8.1
Terrance Fox	10	10	92	9.2	0	20	9.2
Travis Negron	10	8	76	9.5	0	16	7.6
Kevon Mason	6	4	47	11.8	1	14	7.8
Matt O'Brien	2	2	12	6.0	0	8	6.0
Tom Bishop	12	1	9	9.0	0	9	0.8
Total.....	12	282	3327	11.8	29	58	277.2
Opponents.....	12	283	3069	10.8	19	84	255.8

INDIVIDUAL DEFENSIVE LEADERS

	Name	GP	-----Tackles-----			TFL/Yds	-Sacks- No-Yds	-----Pass Def-----		---Fumbles---		Blkd Kick	Saf
			Solo	Ast	Total			Int-Yds	BrUp	FR-Yds	FF		
31	Jeff Pammer	12-12	53	77	130	4.0-12	1.5-8	2	2	.	.	.	
53	Husain Karim	12-12	35	95	130	3.5-20	2.0-17	.	3	.	3	.	
7	John Clements	12-12	54	45	99	2.0-10	.	1-0	4	1-0	.	2	
33	Hugo Souza	12-12	29	64	93	8.0-28	2.5-13	.	4	1-0	2	1	
41	Marvin Wright	12-12	30	57	87	3.0-12	1.0-7	.	1	1-0	.	.	
34	Matt Parent	12-12	26	55	81	6.5-34	3.0-26	2-2	3	.	.	.	
17	Terrence Klein	8-2	19	37	56	2.0-3	.	.	1	.	.	.	
9	Dino Vasso	12-12	33	22	55	1.5-5	.	2-46	3	1-0	.	.	
10	Maurice Duper	12-10	21	25	46	0.5-2	.	.	1	.	.	.	
50	Matt Perdoni	12-12	10	30	40	7.0-23	4.5-14	.	.	.	2	.	
	Total.....	12-0	437	687	1124	63-249	21-123	8-114	29	7-0	8	5	
	Opponents.....	12-0	402	513	915	76.0-294	31-177	7-22	22	8-0	7	5	

2007 GAME-BY-GAME

Date	Time	Opponent	Att.	DEL		OPP		Run	Pass	Offense			Defense			TO	
				CCA	SN	CCA	SN			Total	Passes	TO	Run	Pass	Total		Passes
A30	W 49-31	at William & Mary	11,639	21	19			281	202	483	19-23-0	1	109	433	542	26-42-0	0
S8	W 41-14	West Chester	22,495	13	13			278	321	599	19-26-0	1	42	213	255	22-33-3	3
S15	W 38-9	Rhode Island	22,064	11	10	rv	rv	97	337	434	25-40-0	1	187	79	266	8-24-2	3
S22	W 27-7	at Towson	10,856	11	11	rv	rv	142	274	416	22-33-1	1	-16	173	157	16-26-1	1
S29	W 42-7	Monmouth	21,431	12	12			157	236	393	17-22-0	2	46	188	234	24-33-2	2
O6	L 30-35	at New Hampshire	7,115	11	11	14	15	77	419	496	40-51-0	1	162	251	413	15-20-0	0
O13	W 30-20	Northeastern	21,570	15	15			241	222	463	17-26-1	1	123	198	321	18-23-0	0
O27	W 59-52	at Navy	35,213	8	9			147	434	581	30-41-0	0	342	164	506	10-15-0	2
N3	W 37-34	James Madison	22,061	7	7	12	12	161	257	418	23-42-0	0	403	39	442	5-16-1	4
N10	L 56-62 (ot)	Richmond	21,187	6	6	8	9	210	375	585	26-39-1	1	260	199	459	16-29-0	0
N17	L 10-16	at Villanova	10,817	9	9	rv	rv	136	145	281	17-37-1	1	195	99	294	12-21-0	1
N23	W 44-7	Delaware State	19,765	13	13	10	10	347	189	536	11-20-0	1	88	56	144	10-20-1	3
D1	W 39-27	at Northern Iowa	15,803	13	13	1	1	76	312	388	25-45-0	0	174	291	465	26-38-1	3
D8	W 20-17	at Southern Illinois	11,503	13	13	4	4	119	285	404	22-39-0	0	191	106	297	12-25-2	2
D14	L 21-49	vs Appalachian State	23,010	13	13	6	5	98	334	432	23-48-0	0	358	198	556	9-15-0	0



NEW HAMPSHIRE YEAR-BY-YEAR RESULTS

Year	Overall	Conference	Coach	Year	Overall	Conference	Coach
1893	0-1		None	1965	0-8	0-5	Andy Mooradian
1894	2-3		None	1966	2-6	1-4	Joe Yukica
1895	2-3-1		None	1967	5-3	2-3	Joe Yukica
1896	1-4		None	1968	6-2	4-1	Jim Root
1897	2-5		None	1969	3-5	1-4	Jim Root
1898	4-4		None	1970	5-3	3-2	Jim Root
1899	4-2		None	1971	4-4-1	3-2	Jim Root
1900	1-4-1		None	1972	4-5	2-3	Bill Bowes
1901	0-6		None	1973	4-5	2-3	Bill Bowes
1902	2-3-1		John Scannell	1974	5-4	3-3	Bill Bowes
1903	2-6-1		John Scannell	1975	9-3	5-0	Bill Bowes
1904	2-5		G.B. Ward	1976	8-3	4-1	Bill Bowes
1905	2-4-2		Edward Herr	1977	8-2	3-2	Bill Bowes
1906	2-5-1		Edward Herr	1978	6-4-1	1-3-1	Bill Bowes
1907	1-5-2		Edward Herr	1979	5-4-2	2-2-1	Bill Bowes
1908	1-7		Charles Gill	1980	6-4	2-3	Bill Bowes
1909	3-4		Willard Gildersleeve	1981	7-3	2-3	Bill Bowes
1910	2-3-1		Ray Thomas	1982	4-6	1-4	Bill Bowes
1911	1-5-1		Ray Thomas	1983	7-3	3-2	Bill Bowes
1912	3-4-1		Tod Eberle	1984	9-2	3-2	Bill Bowes
1913	2-4		Tod Eberle	1985	6-4	2-3	Bill Bowes
1914	1-6-2		T.D. Sheppard	1986	7-4	4-3	Bill Bowes
1915	3-6-1		William Cowell	1987	7-3	4-3	Bill Bowes
1916	3-5-2		William Cowell	1988	6-5	6-2	Bill Bowes
1917	3-2-2		William Cowell	1989	7-3	5-3	Bill Bowes
1918		No schedule due to World War I		1990	7-3-1	5-3	Bill Bowes
1919	7-2		William Cowell	1991	9-3	7-1	Bill Bowes
1920	5-2-1		William Cowell	1992	5-5-1	3-5	Bill Bowes
1921	8-1-1		William Cowell	1993	6-5	4-4	Bill Bowes
1922	3-5-1		William Cowell	1994	10-2	8-0	Bill Bowes
1923	4-4-1		William Cowell	1995	6-5	4-4	Bill Bowes
1924	7-2		William Cowell	1996	8-3	6-2	Bill Bowes
1925	4-1-2		William Cowell	1997	5-6	5-3	Bill Bowes
1926	4-4		William Cowell	1998	4-7	3-5	Bill Bowes
1927	0-7-1		William Cowell	1999	5-6	3-4	Sean McDonnell
1928	3-2-3		William Cowell	2000	6-5	4-4	Sean McDonnell
1929	7-2		William Cowell	2001	4-7	2-7	Sean McDonnell
1930	5-2-1		William Cowell	2002	3-8	2-7	Sean McDonnell
1931	7-2		William Cowell	2003	5-7	3-6	Sean McDonnell
1932	3-4-1		William Cowell	2004	10-3	6-2	Sean McDonnell
1933	3-3-1		William Cowell	2005	11-2	7-1	Sean McDonnell
1934	3-4-2		William Cowell	2006	9-4	5-3	Sean McDonnell
1935	2-5-1		William Cowell	2007	7-5	4-4	Sean McDonnell
1936	3-3-2		William Cowell				
1937	7-1		George Sauer				
1938	3-6		George Sauer				
1939	3-5		George Sauer				
1940	5-3		George Sauer				
1941	4-3-1		George Sauer				
1942	6-0		Charlie Justice				
1943		No schedule due to World War II					
1944		No schedule due to World War II					
1945		No schedule due to World War II					
1946	6-1-1		Bill Glassford				
1947	8-1	4-0	Bill Glassford				
1948	5-3	3-1	Bill Glassford				
1949	4-4	1-3	Chief Boston				
1950	8-0	4-0	Chief Boston				
1951	5-2-1	1-2-1	Chief Boston				
1952	3-4-1	0-4	Chief Boston				
1953	6-2	3-1	Chief Boston				
1954	7-1	4-0	Chief Boston				
1955	2-4-2	1-1-2	Chief Boston				
1956	3-4-1	2-1-1	Chief Boston				
1957	0-7-1	0-3-1	Chief Boston				
1958	2-6	0-4	Chief Boston				
1959	3-3-2	1-2-1	Chief Boston				
1960	4-3	2-2	Chief Boston				
1961	3-5	1-3	Chief Boston				
1962	7-0-1	4-0-1	Chief Boston				
1963	2-6	1-4	Chief Boston				
1964	1-6-1	0-4-1	Chief Boston				





QUICK FACTS

Location _____ Brookline, Mass.
 Enrollment _____ 15,000
 Nickname _____ Huskies
 Colors _____ Red & Black
 Website _____ www.gonu.com
 Stadium _____ Parsons Field
 Stadium Capacity _____ 7,000
 Stadium Surface _____ Artificial Grass
 President _____ Dr. Joseph Aoun
 Athletics Director _____ Peter Roby
 Head Coach _____ Rocky Hager
 Head Coach Alma Mater, Year _____ Minot State, 1974
 Football Contact _____ Jack Grinold, Assoc. AD/Communications
 Football Contact Email (Thomas Chen) _____ chen@gonu.com
 Football Contact Office Phone _____ 617-373-2691
 Lettermen Returning/Lost _____ 43/12
 Offensive Starters Returning/Lost _____ 9/2
 Defensive Starters Returning/Lost _____ 6/5

2008 SCHEDULE

Date	Opponent	Location	Series Record
Aug. 28	at Ball State	Muncie, Ind.	First Meeting
Sept. 13	at Georgia Southern	Statesboro, Ga.	0-1
Sept. 20	at Syracuse	Syracuse, N.Y.	First Meeting
Sept. 27	UC DAVIS	Brookline, Mass.	0-1
Oct. 4	*at Towson	Towson, Md.	5-3
Oct. 11	*MASSACHUSETTS	Brookline, Mass.	8-28
Oct. 18	*NEW HAMPSHIRE	Brookline, Mass.	14-39
Oct. 25	*at Maine	Orono, Maine	16-23
Nov. 1	*VILLANOVA	Brookline, Mass.	5-9
Nov. 8	*at William and Mary	Williamsburg, Va.	2-10
Nov. 15	*at Hofstra	Hempstead, N.Y.	9-5
Nov. 22	*RHODE ISLAND	Brookline, Mass.	25-28

* - CAA Football Game
 Home Games in CAPS - Schedule subject to change



HEAD COACH:
 Rocky Hager

Overall Record (Years):
 106-54-1 (14 years)

Record at School (Years):
 15-29 (4 years)



Dr. Joseph Aoun
 President



Peter Roby
 Athletics Director



Jack Grinold
 Football SID


2007 RESULTS -- 3-8, 2-6 CAA

Home Stadium: Parsons Field (7,000)

Home: 2-3 Away: 1-5 vs. Division: 2-3 vs. Top 25 (CCA): 2-3
 Total Home Attendance: 14,100 Average Home Attendance: 2,820

Sept. 1	[-/rv]	at Northwestern [B10]	L 0-27	16,199
Sept. 8		RICHMOND {rv/rv}	L 14-49	4,167
Sept. 15		NORTHWESTERN STATE {rv/rv}	W 42-14	1,210
Sept. 22	[rv/rv]	at UC Davis {rv/rv}	L 10-28	7,140
Oct. 6		JAMES MADISON {9/9}	L 14-21	2,083
Oct. 13		at Delaware {15/15}	L 20-30	21,570
Oct. 20		at Massachusetts [CN8] {4/4}	L 7-24	14,189
Oct. 27		MAINE	L 14-20	4,340
Nov. 3		at New Hampshire {8/8}	W 31-13	3,470
Nov. 10	[-/rv]	HOFSTRA {18/18}	W 35-31	2,300
Nov. 17	[rv/-]	at Rhode Island	L 30-35	2,458

CAA Team's Coaches & Sports Network Rankings listed prior to Opponent/Opponent's Coaches & Sports Network Rankings listed after Opponent at time game was played



QUARTERBACK ANTHONY ORIO



ALL-STAR CANDIDATES



ALEX BROOMFIELD

Senior - Running Back
5-7 - 192 - Miami, Fla.

-- Finished second on the team in all-purpose yards last season with 610.

-- Had 253 rushing yards, 267 receiving yards and led the team in receptions with 39.

-- Was the only Husky last season to rush for a touchdown, catch a touchdown pass and throw a touchdown pass.

-- Threw the game-winning TD pass to Brian Mandeville to help NU upset Hofstra 35-31 on Nov. 10.

BROOMFIELD'S CAREER STATS

YEAR	GP	No.	Yds	TD	Long	Avg/G	Avg/C
2005	11	52	156	0	15	14.18	3.00
2006	11	96	509	5	69	46.27	5.30
2007	11	70	253	2	29	23.00	3.61
Career	33	218	918	7	69	27.82	4.21



ANTHONY ORIO

Senior - Quarterback
6-2 - 240 - Voorhees, N.J.

-- Enters his fourth year as Northeastern's starting quarterback.


-- Set career highs in completions (139), passing yards (1,558), passing efficiency (124.1) and rushing yards (190) last season.

-- His career 56.7 percent completion rate is the best in school history. He has also reached sixth all-time in NU history in passing yards (3,482) and fifth all-time in completions (308).

-- Named to the CAA Football Academic All-Conference team and named an FCS Academic All-Star.

ORIO'S CAREER STATS

YEAR	GP	----- Passing -----					--- Rushing ---		
		Att.-Comp.-Int.	Yds.	TD	Lg.	Att.	Yds.	TD	
2005	10	94-191-9	1198	8	70	80	178	3	
2006	8	75-123-4	726	3	30	52	98	1	
2007	11	139-229-6	1558	8	76	69	190	4	
Career	29	308-543-19	3482	19	76	201	466	8	



BRIAN MANDEVILLE

Senior - Tight End
6-7 - 253 - Walpole, Mass.

-- In his first season as a starting tight end, he played all 11 games and set career highs in every receiving category.

-- Led the Huskies with 411 receiving yards and five touchdown catches en route to being named All-New England and All-CAA Football second team.

-- Caught a 76-yard TD pass from Anthony Orio at Delaware Oct. 13, the longest catch by any NU player last season.

-- Caught two TD passes in a game twice last season, including the game-winning TD catch with 17 seconds left in the fourth quarter to help NU upset Hofstra 35-31 on Nov. 10.

MANDEVILLE'S CAREER STATS

YEAR	GP	No.	Yds	TD	Long	Avg/G	Avg/C
2006	9	9	115	0	24	12.78	12.78
2007	11	30	411	5	76	37.36	13.70
Career	20	39	526	5	76	26.30	13.49



NATE THELLEN

Soph. - Defensive Back
6-2 - 201 - Brockton, Mass.

-- Played in all 11 games in his first season, making nine starts. He was one of only two freshmen to make starts on defense for NU.

-- Earned the starting free safety job in just his third collegiate game and made an immediate impact, finishing sixth on the team in tackles (52) and finishing tied for the most pass breakups on the Huskies with four.

-- Made a career-high nine tackles, six of them solo, against James Madison on Oct. 6.

-- Made his first career interception at Rhode Island on Nov. 17.

THELLEN'S CAREER STATS

YEAR	GP	S-A-Tackles	SK/TFL	Int	PBU	FF/FR
2007	11	34-18-52	0.0/0.0	1	4	2/1
Career	11	34-18-52	0.0/0.0	1	4	2/1



2008 NORTHEASTERN ROSTER

No.	Name	Pos.	Cl.	Ht\Wt.	Hometown/HS (Last School)
1	Darryl Jones	So.	DB	5'10\184	Andover, MD\St. John's College High
2	Nate Thellen	So.	DB	6'2\201	Brockton, MA\Brockton
3	Matt Carroll	Fr.	QB	6'2\225	Kennett Square, PA\Unionville
4	John Sperrazza	Sr.	QB	6'2\247	Mansfield, MA\Mansfield
5	Chris Plum	Sr.	WR	6'2\215	Deptford, NJ\Gloucester Catholic
6	Jesse Sparks	Fr.	WR	5'10\165	Cambridge, MA\Cambridge Rindge & Latin
7	Steven Murray	Fr.	DB	5'10\165	Fort Washington, MD\Friendly
8	Tony Lott	Jr.	WR	6'3\223	Owings Mills, MD\McDonough School
9	Alex Broomfield	Sr.	RB	5'7\192	Miami, FL\Chaminade-Madonna
10	Anthony Orio	Sr.	QB	6'2\240	Voorhees, NJ\Eastern Regional
12	Alex Dulski	So.	QB	6'4\215	Walpole, MA\Walpole
13	Matt Reingold	So.	DB	6'0\195	Upper Grandview, NY\Nyack
14	Demetrius Biggs	So.	DB	6'0\195	Marietta, GA\Marietta
15	T.J. Jackson	RFr.	WR	6'1\185	Newnan, GA\Northgate
16	Paul Branco	So.	K	5'9\163	Brockton, MA\Brockton
17	Alton Bradley	Jr.	LB	6'2\230	Chesapeake, VA\Western Branch
18	Jocquez Fears	Fr.	DB	5'9\185	Fairburn, GA\Whitewater/Creekside
19	Alan Battista	RFr.	K	5'9\180	Belchertown, MA\Williston Northampton School
20	Elijah Harris	Fr.	DB	5'9\180	North Attleboro, MA\North Attleboro
21	Cord Parks	Sr.	DB	5'11\189	Decatur, GA\Stone Mountain
22	Mat Johnson	Jr.	K	5'10\153	Ankeny, IA\Ankeny
23	David Racca	Jr.	WR	5'10\150	Northboro, MA\Algonquin
24	Rashad Jordan	Jr.	DB	6'0\194	Dorchester, MA\Catholic Memorial
25	Jake Catlin	RFr.	DB	5'11\208	Ashburnham, MA\Oakmont Regional
26	Lloyd Clarke	So.	FB	6'0\224	Winter Park, FL\Winter Park
27	Tony Torres	RFr.	RB	6'0\200	Jamaica Plain, MA\Wayland
28	Emmanuel Matthews	Fr.	DB	6'0\175	Pittsburgh, PA\Pittsburgh Central Catholic
29	Jay Bornstein	So.	WR	6'2\224	Norton, MA\Bishop Feehan
30	John Griffin	So.	RB	6'0\197	Fitchburg, MA\Oakmont Regional
31	Tyler Church	So.	FB	5'4\191	Scottsdale, AZ\Horizon
33	Ben Burud	RFr.	LB	6'3\207	Townsend, MA\North Middlesex
34	Craig Kenney	Sr.	LB	6'1\227	Branford, CT\Branford
35	Derrick Brisbane	Fr.	LB	6'0\215	Newnan, GA\Northgate
36	Josh Weinstein	RFr.	DB	5'11\185	Mashpee, MA\Bishop Stang
38	Chris Byrne	Jr.	DL	6'3\251	Tewksbury, MA\Tewksbury
40	Dan Elwood	Jr.	FB	6'2\226	Walpole, MA\Walpole/Worcester Academy
41	Devone Williams	So.	DB	5'8\159	Southbridge, MA\Chapel Hill-Chauncy Hall
44	Kerry Pollard	Jr.	LB	6'0\235	Upper Marlboro, MD\Eleanor Roosevelt
45	Erik Lichter	Fr.	LB	5'11\205	Coconut Grove, FL\Gulliver Preparatory
46	Phil Higgins	Jr.	LB	5'10\211	Accokeek, MD\Gwynn Park
47	Chad Parham	So.	LB	6'1\227	Fairburn, GA\Creekside
48	Ed Gosa	Fr.	LB	6'2\200	Jonesboro, GA\Banneker
49	Cornelius Bunch	Sr.	LB	6'0\216	Philadelphia, PA\Central
50	Michael Laperrriere	RFr.	DL	6'3\240	Buzzards Bay, MA\Wareham
51	Dan Mason	Jr.	OL	6'4\280	Holliston, MA\Xaverian Brothers
52	Jon Jeune	RFr.	LB	5'9\231	Highland Mills, NY\Don Bosco Prep
53	Joe Piccuiro	So.	LB	6'1\219	Longmeadow, MA\Longmeadow
54	Tyler Perkins	Sr.	OL	6'2\302	Brea, CA\Mater Dei
55	Corey Thomas	Sr.	DL	5'10\272	New Britain, CT\New Britain
56	Matt Cunha	RFr.	DL	6'5\230	Lexington, MA\Lexington
57	Andrew Lok	RFr.	LB	6'1\219	Marlboro, NY\Newburgh Free Academy
57	Mike Lukenda	Jr.	DL	6'2\275	Downingtown, PA\Downingtown East
58	Jason Lane	RFr.	OL	6'4\280	Derry, NH\Pinkerton Academy
60	Brian Palangi	Fr.	OL	6'4\286	Nahant, MA\Swampscott
62	Art Dias	Sr.	OL	6'2\274	Brockton, MA\Brockton
63	Zach Abrams	Jr.	OL	6'1\230	Sharon, MA\Xaverian Brothers
64	John Pfund	Jr.	DL	6'2\285	Doylestown, PA\Central Bucks East
65	Kevin Newhall	Jr.	OL	6'4\289	Malden, MA\Malden
70	Greg Niland	So.	OL	6'5\291	East Bridgewater, MA\Coyle-Cassidy
72	Yaroslav Mukha	RFr.	OL	6'5\314	Philadelphia, PA\Northeast
74	Geoff Morris	Jr.	OL	6'6\292	Havertown, PA\Haverford Township
76	Martin Wallace	Fr.	OL	6'6\285	New York, NY\Beacon School
78	Matt Allain	Jr.	OL	6'4\325	Worcester, MA\St. Peter-Marian
79	Gregory Martell	RFr.	OL	6'5\294	Mansfield, MA\Mansfield
80	Greg Abelli	So.	WR	5'11\170	Billerica, MA\Billerica/New Hampton School
82	Ron Conway	Jr.	P/WR	6'3\200	Norton, MA\Bishop Feehan
83	Brian Mandeville	Sr.	TE	6'7\253	Walpole, MA\Walpole
85	Ty Sibert	Jr.	TE	6'1\251	Glenn Dale, MD\Eleanor Roosevelt
87	Adhir Ravipati	Jr.	WR	6'5\200	Saratoga, CA\Harker (San Diego)
88	Mark Lorber	RFr.	TE	6'3\227	San Diego, CA\St. Augustine
89	Conor Gilmartin-Donohue	So.	TE	6'6\253	White Plains, NY\White Plains
90	David Akinniyi	So.	LB	6'4\245	Rocklin, CA\Rocklin
91	Mark Washington	Sr.	DL	6'7\235	Raceland, LA\Central Lafourche
92	Sean Fracalossi	Jr.	DL	6'4\254	Mt. Carmel, PA\Mt. Carmel
93	Floran Kacaku	Jr.	LB	6'0\228	Rosindale, MA\Hyde Park
94	Wil Colon	Sr.	DL	6'3\261	Lowell, MA\Lowell/Bridgton Academy
96	Woody Romelus	Jr.	DL	6'5\268	Brockton, MA\Brockton
97	Jason Vega	Jr.	DL	6'5\246	Brockton, MA\Brockton

NORTHEASTERN NEWCOMERS

Derrick Brisbane _____ LB, 6-0, 215
Newnan, Ga./Northgate

Matthew Carroll _____ QB, 6-2, 225
Kennett Square, Pa./Unionville

Jocquez Fears _____ DB, 5-9, 185
Fairburn, Ga./Creekside (Whitewater)

Edward Gosa _____ LB, 6-2, 200
Jonesboro, Ga./Banneker

Elijah Harris _____ DB, 5-9, 180
North Attleboro, Mass./North Attleboro

Erik Lichter _____ LB, 5-11, 205
Coconut Grove, Fla./Gulliver Preparatory

Steven Murray _____ DB, 5-10, 165
Ft. Washington, Md./Friendly

Brian Palangi _____ OL, 6-4, 286
Nahant, Mass./Swampscott

Jesse Sparks _____ WR, 5-10, 165
Cambridge, Mass./Cambridge Rindge & Latin

Martin Wallace _____ OL, 6-6, 285
New York, N.Y./Beacon School

Emmanuel Matthews _____ DB, 6-0, 175
Pittsburgh, Pa./Pittsburgh Central Catholic



ROCKY HAGER



PERSONAL

Birthdate

August 29, 1951

Hometown

Harvey, Md.

Alma Mater

Minot State '74

Wife

Peggy

Children

Joshua, Tiffanee, Rebecca

PLAYING CAREER

1969-73 _____ Minot State (N.D.) College

COACHING CAREER

1974-76 _____ Head Coach, Sherwood (N.D.) High School

1977-78 _____ Assistant Coach, Dickinson (N.D.) High School

1979 _____ Graduate Assistant Coach, North Dakota State University

1980 _____ Assistant Coach, Morningside (Iowa) College

1981-84 _____ Assistant Coach, Augustana (S.D.) College

1985-86 _____ Defensive Coordinator, North Dakota State University


1987-96 _____ Head Coach, North Dakota State University

1997-03 _____ Assistant Coach, Temple University

2004- _____ Head Coach, Northeastern University

YEAR-BY-YEAR RECORD

Year	School	Record	Conf./Finish	Postseason
1987	North Dakota St.	6-4		
1988	North Dakota St.	14-0		NCAA (Div. II) Champions
1989	North Dakota St.	8-3-1		NCAA (Div. II)
1990	North Dakota St.	14-0		NCAA (Div. II) Champions
1991	North Dakota St.	7-3		NCAA (Div. II)
1992	North Dakota St.	10-2		NCAA (Div. II)
1993	North Dakota St.	7-3		
1994	North Dakota St.	9-3		NCAA (Div. II)
1995	North Dakota St.	10-3		NCAA (Div. II)
1996	North Dakota St.	6-4		
<i>North Dakota St. Totals</i>		<i>91-25-1 (.782)</i>		
2004	Northeastern	5-6	4-4/T2nd (North)	
2005	Northeastern	2-9	2-6/T5th (North)	
2006	Northeastern	5-6	4-4/4th (North)	
2007	Northeastern	3-8	2-6/T5th (North)	
<i>Northeastern Totals</i>		<i>15-29 (.341)</i>		
<i>Career Record</i>		<i>106-54-1 (.661)</i>		



ALL-TIME NORTHEASTERN COACHING RECORDS

Coach	Years	Record	Pct.	Conf.	Pct.
Alfred M. McCoy	1933-36	17-8-5	.650		
James W. Dunn	1937-41	13-21-2	.389		
Foxy Flumere	1942	0-5-1	.083		
William Grinnell	1946-47	4-8	.333		
Joe Zabalski	1948-71	101-76-6	.568		
Robert Lyons	1972-80	34-52-1	.397		
Paul Pawlak	1981-90	35-67-1	.345		
Barry Gallup	1991-99	38-60-1	.389	18-38	.321
Don Brown	2000-03	27-20	.574	18-17	.514
<i>Rocky Hager</i>	<i>2004-</i>	<i>15-29</i>	<i>.341</i>	<i>12-20</i>	<i>.375</i>

NORTHEASTERN COACHING STAFF

Eddie Davis	_____	Offensive Coordinator/Quarterbacks
Wally Dembowski	_____	Co-Defensive Coordinator/Defensive Line
Rapheal Dowdye	_____	Co-Defensive Coordinator/Defensive Backs
Ralph Clark	_____	Inside Linebackers
Brian Surace	_____	Offensive Line
Chris Ostrowsky	_____	Recruiting Coordinator/Running Backs
Luke Ewalt	_____	Wide Receivers
Frank McArdle	_____	Outside Linebackers/Video Coordinator
Michael Lichten	_____	Defensive Assistant



TEAM STATISTICS

	Northeastern	Opponent
SCORING	217	292
Points Per Game	19.7	26.5
FIRST DOWNS	202	236
Rushing	88	118
Passing	90	101
Penalty	24	17
RUSHING YARDAGE	1832	2048
Yards gained rushing	2030	2336
Yards lost rushing	198	288
Rushing Attempts	458	472
Average Per Rush	4.0	4.3
Average Per Game	166.5	186.2
TDs Rushing	20	23
PASSING YARDAGE	1719	2178
Att-Cmp-Int	264-158-7	283-188-7
Average Per Pass	6.5	7.7
Average Per Catch	10.9	11.6
Average Per Game	156.3	198.0
TDs Passing	9	15
TOTAL OFFENSE	3551	4226
Total Plays	722	755
Average Per Play	4.9	5.6
Average Per Game	322.8	384.2
KICK RETURNS: #-YARDS	50-960	40-814
PUNT RETURNS: #-YARDS	12-84	13-166
INT RETURNS: #-YARDS	7-67	7-41
KICK RETURN AVERAGE	19.2	20.4
PUNT RETURN AVERAGE	7.0	12.8
INT RETURN AVERAGE	9.6	5.9
FUMBLES-LOST	13-5	17-8
PENALTIES-YARDS	52-482	80-672
Average Per Game	43.8	61.1
PUNTS-YARDS	45-1774	38-1317
Average Per Punt	39.4	34.7
Net punt average	32.2	31.4
TIME OF POSSESSION/GAME	29:23	30:37
3RD-DOWN CONVERSIONS	73/154	73/144
3rd-Down Pct	47%	51%
4TH-DOWN CONVERSIONS	8/21	6/13
4th-Down Pct	38%	46%
SACKS BY-YARDS	21-164	13-84
MISC YARDS	0	0
TOUCHDOWNS SCORED	30	38
FIELD GOALS-ATTEMPTS	3-8	9-12
ON-SIDE KICKS	0-0	1-1
RED-ZONE SCORES	26-30 87%	35-40 88%
RED-ZONE TOUCHDOWNS	23-30 77%	26-40 65%
PAT-ATTEMPTS	28-29 97%	37-38 97%
ATTENDANCE	14100	65026
Games/Avg Per Game	5/2820	6/10838
Neutral Site Games	0/0	0/0

INDIVIDUAL PASSING

Name	GP	Effic	Att-Cmp-Int	Pct	Yds	TD	Long	Avg/G
Anthony Orio	11	124.14	139-229-6	60.7	1558	8	76	141.6
John Sperrazza	3	84.61	18-34-1	52.9	152	0	27	50.7
Alex Broomfield	11	505.60	1-1-0	100.0	9	1	9	0.8
Total.....	11	120.49	158-264-7	59.8	1719	9	76	156.3
Opponents.....	11	143.62	188-283-7	66.4	2178	15	48	198.0

INDIVIDUAL RUSHING

Name	GP	Att	Gain	Loss	Net	Avg	TD	Long	Avg/G
Maurice Murray	11	302	1443	22	1421	4.7	14	50	129.2
Alex Broomfield	11	70	280	27	253	3.6	2	29	23.0
Anthony Orio	11	69	283	93	190	2.8	4	25	17.3
Greg Abelli	9	2	3	0	3	1.5	0	2	0.3
John Griffin	8	1	1	0	1	1.0	0	1	0.1
Lloyd Clarke	11	1	1	0	1	1.0	0	1	0.1
Chris Plum	11	2	11	13	-2	-1.0	0	11	-0.2
Tyler Perkins	11	1	0	2	-2	-2.0	0	0	-0.2
John Sperrazza	3	5	8	11	-3	-0.6	0	4	-1.0
TEAM	11	5	0	30	-30	-6.0	0	0	-6.0
Total.....	11	458	2030	198	1832	4.0	20	50	166.5
Opponents.....	11	472	2336	288	2048	4.3	23	90	186.2

INDIVIDUAL RECEIVING

Name	GP	No	Yds	Avg	TD	Long	Avg/G
Alex Broomfield	11	39	267	6.8	2	32	24.3
Brian Mandeville	11	30	411	13.7	5	76	37.4
Tony Lott	11	28	373	13.3	1	33	33.9
Chris Plum	11	27	373	13.8	1	46	33.9
Maurice Murray	11	10	55	5.5	0	15	5.0
C. Gilmartin-Donohue	10	8	104	13.0	0	36	10.4
Lloyd Clarke	11	6	28	4.7	0	9	2.5
Woody Carter	9	5	67	13.4	0	30	7.4
John Griffin	8	3	18	6.0	0	12	2.2
Chris Zambelli	11	1	12	12.0	0	12	1.1
Ty Sibert	11	1	11	11.0	0	11	1.0
Total.....	11	158	1719	10.9	9	76	156.3
Opponents.....	11	188	2178	11.6	15	48	198.0

INDIVIDUAL DEFENSIVE LEADERS

	Name	GP	-----Tackles-----			TFL/Yds	-Sacks- No-Yds	-----Pass Def-----		---Fumbles---		Blkd Kick	Saf
			Solo	Ast	Total			Int-Yds	BrUp	FR-Yds	FF		
47	Joe Mele	11-9	50	40	90	4.5-28	3.5-25	2	1-0	.	.	.	
37	Kevin Brown	11-9	36	30	66	2.5-16	1.0-13	1-0	
21	Cord Parks	11-9	38	25	63	1.5-5	0.5-4	2-7	
52	A.J. Lillie	11-9	33	27	60	4.5-19	2.0-16	.	4	.	.	.	
34	Craig Kenney	8-6	21	33	54	3.0-7	.	1	1-0	.	.	.	
2	Nate Thellen	11-7	34	18	52	.	1-0	4	1-0	2	.	.	
7	Enrique Cox	11-9	38	12	50	6.0-24	1.0-8	1-0	4	.	.	.	
49	Cornelius Bunch	8-1	26	17	43	1.5-3	
90	David Akinniyi	11-9	19	23	42	3.0-14	2.0-14	1-1	3	2	1	.	
46	Phil Higgins	10-2	20	20	40	
	Total.....	11-0	434	352	786	46-217	21-164	7-67	21	8-0	6	2	
	Opponents.....	11-0	404	404	808	39.0-179	13-84	7-41	25	5-0	6	2	

2007 GAME-BY-GAME

Date	Time	Opponent	Att.	NU		OPP		Run	Pass	Offense			Run	Pass	Defense			TO
				CCA	SN	CCA	SN			Total	Passes	TO			Total	Passes	TO	
S1	L 0-27	at Northwestern	16,199		rv			109	151	160	19-32-0	0	163	254	417	25-31-0	0	
S8	L 14-49	Richmond	4,167			rv	rv	91	123	214	14-29-1	1	443	199	642	12-19-1	2	
S15	W 42-14	Northwestern St.	1,210			rv	rv	261	130	391	7-12-0	0	103	181	284	12-22-1	3	
S22	L 10-28	at UC Davis	7,140	rv	rv	rv	rv	114	92	206	10-21-0	0	124	316	440	32-41-1	1	
O6	L 14-21	James Madison	2,083			9	9	207	188	395	20-37-2	2	209	57	266	10-12-0	1	
O13	L 20-30	at Delaware	21,570			15	15	123	198	321	18-23-0	0	241	222	463	17-26-1	1	
O20	L 7-24	at Massachusetts	14,189			4	4	103	212	315	18-37-2	5	134	248	382	20-28-0	0	
O27	L 14-20	Maine	4,340					128	110	238	11-16-1	2	175	160	335	12-23-0	2	
N3	W 31-13	at New Hampshire	3,470			8	8	282	153	435	11-12-0	0	74	196	270	20-31-2	3	
N10	W 35-31	Hofstra	2,300		rv	18	18	188	258	446	20-24-0	1	133	222	355	20-33-0	0	
N17	L 30-35	at Rhode Island	2,458	rv				226	104	330	10-21-1	1	249	123	372	8-17-1	2	



NORTHEASTERN YEAR-BY-YEAR RESULTS

Year	Overall	Conference	Coach	Year	Overall	Conference	Coach
1933	1-3-1		Alfred M. McCoy	1979	3-7		Robert Lyons
1934	6-1-1		Alfred M. McCoy	1980	2-9		Robert Lyons
1935	5-0-3		Alfred M. McCoy	1981	3-7		Paul Pawlak
1936	5-4		Alfred M. McCoy	1982	3-6		Paul Pawlak
1937	4-3		James W. Dunn	1983	6-4-1		Paul Pawlak
1938	3-3-1		James W. Dunn	1984	3-7		Paul Pawlak
1939	0-6-1		James W. Dunn	1985	2-8		Paul Pawlak
1940	2-6		James W. Dunn	1986	4-6		Paul Pawlak
1941	4-3		James W. Dunn	1987	6-5		Paul Pawlak
1942	0-5-1		Foxy Flumere	1988	4-7		Paul Pawlak
1943		No schedule due to World War II		1989	3-7		Paul Pawlak
1944		No schedule due to World War II		1990	1-10		Paul Pawlak
1945		No schedule due to World War II		1991	4-7		Barry Gallup
1946	3-3		William Grinnell	1992	5-5-1		Barry Gallup
1947	1-5		William Grinnell	1993	2-9	2-6	Barry Gallup
1948	1-4-1		Joe Zabalski	1994	2-9	2-6	Barry Gallup
1949	3-3		Joe Zabalski	1995	4-7	2-6	Barry Gallup
1950	3-3-1		Joe Zabalski	1996	6-5	3-5	Barry Gallup
1951	6-0		Joe Zabalski	1997	8-3	5-3	Barry Gallup
1952	4-3		Joe Zabalski	1998	5-6	3-5	Barry Gallup
1953	6-1		Joe Zabalski	1999	2-9	1-7	Barry Gallup
1954	4-3		Joe Zabalski	2000	4-7	1-7	Don Brown
1955	4-1-1		Joe Zabalski	2001	5-6	4-5	Don Brown
1956	3-5		Joe Zabalski	2002	10-3	7-2	Don Brown
1957	1-6		Joe Zabalski	2003	8-4	6-3	Don Brown
1958	6-2		Joe Zabalski	2004	5-6	3-5	Rocky Hager
1959	1-6-1		Joe Zabalski	2005	2-9	2-6	Rocky Hager
1960	2-5-1		Joe Zabalski	2006	5-6	4-4	Rocky Hager
1961	4-4		Joe Zabalski	2007	3-8	2-6	Rocky Hager
1962	5-3		Joe Zabalski				
1963	8-0		Joe Zabalski				
1964	5-3		Joe Zabalski				
1965	6-2		Joe Zabalski				
1966	6-2		Joe Zabalski				
1967	7-1		Joe Zabalski				
1968	6-3		Joe Zabalski				
1969	3-6		Joe Zabalski				
1970	3-5		Joe Zabalski				
1971	4-5		Joe Zabalski				
1972	6-2		Robert Lyons				
1973	3-6		Robert Lyons				
1974	6-4		Robert Lyons				
1975	3-6		Robert Lyons				
1976	2-7		Robert Lyons				
1977	3-6-1		Robert Lyons				
1978	6-5		Robert Lyons				



Northeastern returns nine offensive starters from last season, including 2007 Second Team All-Conference selection Offensive Lineman Kevin Newhall (65).



QUICK FACTS

Location _____ Kingston, R.I.
 Enrollment _____ 15,650
 Nickname _____ Rams
 Colors _____ Ligth Blue, Dark Blue & White
 Website _____ www.gorhody.com
 Stadium _____ Meade Stadium
 Stadium Capacity _____ 6,555
 Stadium Surface _____ Natural Grass
 President _____ Dr. Robert Carothers
 Athletics Director _____ Thorr Bjorn
 Head Coach _____ Darren Rizzi
 Head Coach Alma Mater, Year _____ Rhode Island, 1992
 Football Contact _____ Pete DiVito, Sports Communications Coordinator
 Football Contact Email _____ pdivito@uri.edu
 Football Contact Office Phone _____ 401-874-2409
 Lettermen Returning/Lost _____ 33/22
 Offensive Starters Returning/Lost _____ 6/5
 Defensive Starters Returning/Lost _____ 3/8

2008 SCHEDULE

Date	Opponent	Location	Series Record
Aug. 30	MONMOUTH	Kingston, R.I.	First Meeting
Sept. 6	at Fordham	Bronx, N.Y.	3-4
Sept. 13	*NEW HAMPSHIRE	Kingston, R.I.	28-49-5
Sept. 20	*at Hofstra	Hempstead, N.Y.	6-16
Sept. 27	at Boston College	Chestnut Hill, Mass.	2-4
Oct. 4	BROWN	Kingston, R.I.	24-66-2
Oct. 11	*at Towson	Towson, Md.	5-3
Oct. 18	*VILLANOVA	Kingston, R.I.	2-12
Oct. 25	*at William and Mary	Williamsburg, Va.	2-9
Nov. 1	*MASSACHUSETTS	Kingston, R.I.	35-45-2
Nov. 15	*MAINE	Kingston, R.I.	34-49-3
Nov. 22	*at Northeastern	Brookline, Mass.	28-25

* - CAA Football Game
 Home Games in CAPS - Schedule subject to change



HEAD COACH:

Darren Rizzi

Overall Record (Years):
15-14 (3 years)

Record at School (Years):
First Season



Dr. Robert Carothers
President



Thorr Bjorn
Athletics Director



Pete DiVito
Football SID


2007 RESULTS -- 3-8, 2-6 CAA

Home Stadium: Meade Stadium (5,180)

Home: 2-3 Away: 1-5 vs. Division: 2-3 vs. Top 25 (CCA): 1-5
 Total Home Attendance: 17,181 Average Home Attendance: 3,436

Sept. 1	FORDHAM	L 23-27	2,092
Sept. 8	at Army [ECL]	L 7-14 (OT)	27,601
Sept. 15	[rv/rv] at Delaware [CN8] {11/10}	L 9-38	22,064
Sept. 22	HOFSTRA {16/15}	L 24-37	2,350
Sept. 29	at Brown	W 49-42 (OT)	6,153
Oct. 13	JAMES MADISON {9/9}	L 27-44	6,163
Oct. 20	at Richmond {18/18}	L 6-38	5,550
Oct. 27	at New Hampshire [NESN] {9/8}	L 36-49	6,015
Nov. 3	MASSACHUSETTS {4/3}	W 12-6 (OT)	4,118
Nov. 10	[-/rv] at Maine [WABI]	L 0-35	4,280
Nov. 17	NORTHEASTERN {rv/-}	W 35-30	2,458


CAA Team's Coaches & Sports Network Rankings listed prior to Opponent/Opponent's Coaches & Sports Network Rankings listed after Opponent at time game was played



RUNNING BACK JOE CASEY



ALL-STAR CANDIDATES



TIM ALLEN

Junior - Defensive Back
5-11 - 200 - Salem, Conn.

-- Rushed for 129 yards and one touchdown (3.4 ypc).

-- Season-high 57 yards against FCS runner-up Delaware.

-- Season-high nine carries for 47 yards and one touchdowns to go along with three receptions for 32 yards and one touchdown at Army.



JIMMY HUGHES

Senior - Running Back
5-10 - 195 - Westport, Conn.

-- Second-leading Ram in rushing yards (623), yards per carry (6.0), and rushing TD (four).

-- Recorded three 100-yard rushing games, including a career-high 168 yards and 3 TD at New Hampshire.

-- Broke off a career-long rush of 62 yards in Governor's Cup win over Brown.

ALLEN'S CAREER STATS							
YEAR	GP	No.	Yds	TD	Long	Avg/G	Avg/C
2006	10	26	115	0	14	11.50	4.42
2007	10	38	129	1	38	12.90	3.39
Career	20	64	244	1	38	12.20	3.81

HUGHES' CAREER STATS							
YEAR	GP	No.	Yds	TD	Long	Avg/G	Avg/C
2005	3	14	138	0	58	46.00	9.86
2006	11	68	465	1	57	42.27	6.84
2007	11	101	610	4	62	55.45	6.04
Career	25	183	1213	5	62	48.52	6.63



JOE CASEY

Senior - Running Back
5-10 - 215 - Syracuse, N.Y.

-- First Team All-CAA selection; third-consecutive First Team All-Conference selection.

-- Tied for No. 4 all-time on URI's rushing list with 2,901 yards; No. 6 in URI history with 16 rushing TD.

-- Tallied team-best 782 yards on 163 carries before suffering season-ending injury.

CASEY'S CAREER STATS							
YEAR	GP	No.	Yds	TD	Long	Avg/G	Avg/C
2005	12	246	1307	9	40	108.92	5.31
2006	11	191	874	6	47	79.45	4.58
2007	8	163	782	2	36	97.75	4.80
Career	31	600	2963	17	47	95.58	4.94



SHAWN LEONARD

Junior - Wide Receiver
6-2 - 210 - Stoughton, Mass.

-- Led Rams in receptions (34), receiving yards (440), and tied for team-lead in TD receptions (2).

-- Caught game-winning two-point conversion during overtime in Governor's Cup win over Brown.

-- Career-high 113 yards on eight receptions at Army.

LEONARD'S CAREER STATS							
YEAR	GP	No.	Yds	TD	Long	Avg/G	Avg/C
2006	10	18	408	3	48	40.80	22.67
2007	11	34	440	2	33	40.00	12.94
Career	22	52	848	5	48	38.55	16.31

2008 RHODE ISLAND ROSTER

No.	Name	Pos.	Cl.	Ht\Wt.	Hometown/HS (Last School)
1	Michael Bland	RB	Sr.	5-11\190	Long Branch, N.J./Milford Academy
2	Jimmy Hughes	RB	Sr.	5-10\195	Westport, Conn./Staples
3	Rodney Mitchell	DB	Jr.	5-10\190	Virginia Beach, Va./Fork Union Military Academy
4	Jimmy Young	DB	Sr.	5-10\185	Storrs, Conn./Southern Connecticut
5	Rob Damon	DB	So.-r	6-1\195	Piscataway, N.J./Trinity-Pawling
6	Joseph Harris	LB	So.	5-11\220	Lowell, Mass./Lowell
7	Robert Walker	S	Fr.	6-2\205	New Haven, Conn./Cheshire Academy
8	Terence Glenn	DB	Fr.-r	6-0\185	Ashburn, Va./Stonebridge
9	D.J. Stefkovich	QB	Jr.	6-2\215	Westport, Conn./Staples
10	Derek Cassidy	QB	Sr.	6-3\210	Winter Haven, Fla./Lake Region
11	Blake Zundel	TE	Jr.	6-4\235	Marion, Iowa./Linn-Mar
13	Shawn Leonard	WR	Jr.	6-2\210	Stoughton, Mass./Stoughton
14	Louis Feinstein	K	Fr.	5-10\185	Irvine, Calif./University High School
15	Lou Bianchini	QB	Fr.	6-2\185	Red Bank, N.J./Red Bank Catholic
15	John Butler	LB	Jr.	6-0\215	Decatur, Ga./McNair
16	Marc Lucarini	QB	Fr.	6-2\200	Laurel Springs, N.J./Camden Catholic
17	Greg Wicks	QB	So.-r	6-1\200	Bedford, N.H./Tabor Academy
18	Kyle Elliot	QB	Fr.	6-3\215	Cresskill, N.J./Cresskill
19	Sean Scott	WR	So.-r	6-0\175	Beverly, N.J./Palmyra
20	Matt Hansen	LB	So.	6-0\220	Providence, R.I./LaSalle Academy
21	Tyquan Bynum	WR	Fr.	6-2\195	Lancaster, Pa./Milford Academy
22	Alex Francois	DB	Sr.	5-11\195	Willingboro, N.J./Valley Forge Military Academy
23	Antonio Johnson	DB	Jr.	6-1\190	Olive Branch, Miss./Fork Union Military Academy
24	Zack Moore	WR	Fr.	5-10\185	Wyckoff, N.J./Ramapo
24	Jarrod Williams	DB	So.	6-1\200	Glen Mills, Pa./West Chester East
25	Dan O'Connell	LB	So.	6-0\220	Barrington, R.I./Milford Academy
26	Ryan Lawrence	RB	Fr.	5-9\185	Bloomfield, N.J./Bloomfield
27	Patrick Keenan	WR	Fr.-r	6-3\205	North Smithfield, R.I./North Smithfield
28	Devon Dace	WR	Fr.	5-10\180	St. Louis, Mo./Salisbury School
29	Aaron Brown-Smith	DB	Jr.	5-9\175	Pawtucket, R.I./Hope
30	Tim Edger	P	Fr.	6-3\200	Mt. Laurel, N.J./St. Joseph's Regional
31	Matt Urban	DB	So.-r	6-2\205	Warren, R.I./Mount Hope
32	Tim Allen	DB	Jr.	5-11\200	Salem, Conn./East Lyme
33	Phil Morman	LB	Fr.	6-2\220	Cresskill, N.J./Cresskill
34	Matt Kolojchick	RB	Fr.	5-10\180	Plymouth, Pa./Wyoming Valley West
35	Anthony Ferrer	RB	So.-r	5-10\225	West Greenwich, R.I./Cranston West
36	Ronald Woodley	CB	Fr.	6-0\185	East Providence, R.I./East Providence
37	Joe Casey	RB	Sr.	5-10\215	Syracuse, N.Y./Milford Academy
38	Michael Okunfolami	RB	Fr.	5-10\195	Providence, R.I./La Salle Academy
39	T.J. Chakonis	LB	Fr.	6-0\205	Paramus, N.J./Paramus
40	Pedro Belinchon	K	So.-r	6-2\205	Maspalomas, Canary Islands/East Lyme
41	Chris Mancuso	LB	Fr.	5-10\220	Atlantic City, N.J./Holy Spirit
42	James Taylor	LB	Fr.	6-2\220	Westwood, N.J./Westwood
43	Matt Sheard	LB	Fr.	6-2\230	Mt. Laurel, N.J./Camden Catholic
44	Scott McKinnie	LB	Jr.	5-11\215	Randolph, N.J./Blair Academy
45	Steven Weedon	DE	Sr.	6-2\245	Silver Spring, Md./Valley Forge Military Academy
46	Nick Del Grosso	WR	Jr.	6-5\210	Rumson, N.J./Wyoming Seminary
47	Chris Dellafave	LB	Fr.	6-0\240	Emerson, N.J./St. Joseph Regional
47	Jim Falasca	LB	Fr.	6-0\230	Harrison, N.Y./Harrison
48	John Murtha	DB	Fr.	6-0\215	Belmar, N.J./Manasquan
49	Frank Saile	DB	So.	5-10\175	East Rutherford, N.J./St. Peters Prep
49	Joe Wagner	RB	Fr.	6-2\230	Rivervale, N.J./Bergen Catholic
50	Jeff Ball	LB	Sr.	6-0\225	Lansdale, Pa./North Penn
51	Akil Chester	DE	So.-r	6-3\255	Sharon, Mass./Catholic Memorial
52	Mike Lane	DL	Jr.	6-3\275	Grafton, Mass./Canterbury School
53	Will Lopes	LB	Fr.	6-0\195	Providence, R.I./St. Raphael's Academy
55	Chenny Lewis	DE/LB	Sr.	6-1\245	Paterson, N.J./Rutgers
56	Willie McGinnis	DT	Fr.-r	6-3\275	Norwich, N.Y./Bainbridge-Guilford
57	Stan Sturgis	DL	Fr.-r	5-11\270	Warren, R.I./LaSalle Academy
58	Mike Piserchia	LB	Fr.	6-0\215	Ramsey, N.J./Ramsey
59	Michael Farr	OL	Fr.	6-3\300	Cornwall on Hudson, N.J./Navy Prep
60	Antal Keszthelyi	OT	Sr.	6-3\285	North Providence, R.I./La Salle Academy
61	Brandon Williams	DL	So.	5-10\220	Bristol, R.I./Fitchburg State
62	Charlie Haskell	OL	So.-r	6-2\280	Cranston, R.I./Cranston West
63	Dave Valley	OL	Jr.	6-3\305	East Providence, R.I./East Providence
64	Tom Estrella	OT	Sr.	6-5\315	Warren, R.I./Mount Hope
65	Matt Greenhalgh	OL	Fr.	6-2\275	Chepachet, R.I./Ponaganset
66	Miguel Prata	OL	So.-r	6-3\280	Cranston, R.I./Cranston East
67	Joe Accinno	OL	Jr.	6-2\280	Wakefield, R.I./Bridgton
70	Scott Manni	OL	Jr.	6-4\280	North Kingstown, R.I./Bishop Hendricken
71	Michael Gross	OL/DL	Fr.	6-4\280	North Arlington, N.J./North Arlington
72	Paul Vellano	DL	Sr.	6-2\260	Rexford, N.Y./Christian Brothers Academy
73	Matt Vitti	OL	So.-r	6-2\280	Stamford, Conn./Stamford
74	Jason Foster	OL	Fr.	6-5\290	East Pittsford, Vt./Bridgton Academy
75	Martin Smalls	DE	Jr.-r	6-4\230	San Diego, Calif./Hoover
76	Fran Dempsey	OL	Sr.	6-0\265	Hazleton, Pa./Hazleton Area
77	Carl Daniel	OL	Jr.	6-2\295	Charlotte, N.C./Fork Union Military Academy
78	Dan Goodman	OL	Sr.	6-3\285	Closter, N.J./Demarest
80	Joe Migliarese	TE/WR	Fr.	6-4\230	Blue Bell, Pa./La Salle College
81	Tolbert Evans	WR	Jr.	6-2\205	Wakefield, R.I./Salisbury School
82	Evan Shields	WR	Fr.-r	5-10\180	Adelphi, Md./Gonzaga College Prep
83	Joe Bellini	WR	Jr.	5-10\195	Glendale, R.I./Suffield Academy
84	John Monk	WR	So.-r	5-11\175	Providence, R.I./Saint Raphael Academy
85	Brandon Johnson-Farrell	WR	Fr.	5-10\185	Odenton, Md./Arundel
87	David Wilson	TE	Jr.-r	6-5\250	Warwick, R.I./Bishop Hendricken
88	Chris Dickerson	WR	Sr.	6-3\200	Wilkes-Barre, Pa./Bishop Hoban
89	Kyle Bogumil	TE	Fr.	6-6\255	Mountain Top, Pa./Crestwood
91	Victor Adesanya	DE	So.-r	6-4\230	Staten Island, N.Y./Merrimack College
92	Kirk Blackmon	DT	Jr.	6-4\260	East Amherst, N.Y./Milford Academy
93	Josh Previte	OL	Fr.	6-1\290	Brockton, Mass./Brockton
94	Tony Darakji	DL	Fr.	6-3\230	Warwick, R.I./Warwick Veterans
95	John Kilpatrick	DL	Fr.	6-4\260	Clarks Summit, Pa./Abington Heights
97	Matt Rae	DT	Fr.	6-4\240	York, Pa./Dallastown Area
99	K. Johnson-Henry	DE	Sr.	6-2\250	Hartford, Conn./Weaver

RHODE ISLAND NEWCOMERS

Derrick Brisbane _____ LB, 6-0, 215
Newnan, Ga./Northgate

Matthew Carroll _____ QB, 6-2, 225
Kennett Square, Pa./Unionville

Jocquez Fears _____ DB, 5-9, 185
Fairburn, Ga./Creekside (Whitewater)

Edward Gosa _____ LB, 6-2, 200
Jonesboro, Ga./Banneker

Elijah Harris _____ DB, 5-9, 180
North Attleboro, Mass./North Attleboro

Erik Lichter _____ LB, 5-11, 205
Coconut Grove, Fla./Gulliver Preparatory

Steven Murray _____ DB, 5-10, 165
Ft. Washington, Md./Friendly

Brian Palangi _____ OL, 6-4, 286
Nahant, Mass./Swampscott

Jesse Sparks _____ WR, 5-10, 165
Cambridge, Mass./Cambridge Rindge & Latin

Martin Wallace _____ OL, 6-6, 285
New York, N.Y./Beacon School

Emmanuel Matthews _____ DB, 6-0, 175
Pittsburgh, Pa./Pittsburgh Central Catholic



DARREN RIZZI



PERSONAL

Birthdate

July 21, 1970

Hometown

Hillsdale, N.J.

Alma Mater

Rhode Island '92

Wife

Tracey

Children

Mackenzie, Alexandra, Christian, Casey, Cameron

PLAYING CAREER


1988-92 _____ University of Rhode Island

COACHING CAREER

1992 _____ Graduate Assistant, Rhode Island
 1993 _____ Special Teams/Tight Ends Coach, Colgate
 1994-96 _____ Special Teams/Defensive Line Coach, New Haven
 1997 _____ Defensive Coordinator/Special Teams Coach, New Haven
 1998 _____ Special Teams/Linebackers Coach, Northeastern
 1999-01 _____ Head Coach, New Haven
 2001 _____ Special Teams/Running Backs Coach, Rutgers
 2004 _____ Assistant Head Coach, Rutgers
 2005-06 _____ Special Teams/Linebackers/Assistant Head Coach, Rutgers
 2007 _____ Special Teams/Linebackers/Associate Head Coach, Rutgers
 2008- _____ Head Coach, Rhode Island

RHODE ISLAND COACHING STAFF	
Joe Trainer _____	Associate Head Coach/Defensive Coordinator
Chris Pincince _____	Offensive Coordinator
Mark Fabish _____	Recruiting Coordinator/Quarterbacks/Wide Receivers
Ryan Crawford _____	Secondary
Eddie Allen _____	Special Teams Coordinator/Running Backs
Rob Nevaizer _____	Defensive Coordinator
Tembwe Lukabu _____	Outside Linebackers
Roy Istvan _____	Offensive Line
Chris Zona _____	Player Development/Assistant Video Coordinator
Bob Griffin _____	Tight Ends/Special Consultant

YEAR-BY-YEAR RECORD				
Year	School	Record	Conf./Finish	Postseason
1999	New Haven	5-5		
2000	New Haven	5-5		
2001	New Haven	5-4		
<i>New Haven Totals</i>		<i>15-14 (.517)</i>		
<i>Career Totals</i>		<i>15-14 (.517)</i>		



ALL-TIME RHODE ISLAND COACHING RECORDS					
Coach	Years	Record	Pct.	Conf.	Pct.
No Coach	1895-97	2-7	.222		
Marshall Tyler	1898-08	23-22-8	.509		
George Cobb	1909-11, 13-14	17-16-5	.513		
Robert Bingham	1912	6-3	.667		
Jim Baldwin	1915-16	6-9-1	.406		
Fred Murray	1917, 19	2-11-3	.154		
Frank Keaney	1920-40	70-87-12	.449		
Bill Beck	1941, 46-49	12-22-2	.353	1-11	.083
Paul Cieurzo	1942, 45	5-4	.556		
Hal Kopp	1950, 52-55	28-11-2	.718	15-5-1	.738
Ed Doherty	1951	3-5	.375	1-3	.250
Herb Maack	1956-60	17-22-2	.436	8-12-2	.409
John Chironna	1961-62	4-11-3	.267	2-7-1	.250
Jack Zilly	1963-69	21-41-2	.339	10-23-2	.314
Jack Gregory	1970-75	22-33-2	.400	13-18-1	.422
Bob Griffin	1976-92	79-107-1	.425	37-67	.356
Floyd Keith	1993-99	23-53	.303	17-39	.304
Tim Stowers	2000-07	33-57	.367	20-47	.299
Darren Rizzi	2008-				

TEAM STATISTICS

	Rhode Island	Opponent
SCORING	228	360
Points Per Game	20.7	32.7
FIRST DOWNS	206	206
Rushing	131	91
Passing	60	103
Penalty	15	12
RUSHING YARDAGE	2529	1910
Yards gained rushing	3052	2167
Yards lost rushing	523	257
Rushing Attempts	622	420
Average Per Rush	4.1	4.5
Average Per Game	229.9	173.6
TDs Rushing	23	23
PASSING YARDAGE	1298	2583
Att-Comp-Int	214-100-7	329-197-11
Average Per Pass	6.1	7.9
Average Per Catch	13.0	13.1
Average Per Game	118.0	234.8
TDs Passing	5	22
TOTAL OFFENSE	3827	4493
Total Plays	836	749
Average Per Play	4.6	6.0
Average Per Game	347.9	408.5
KICK RETURNS: #-YARDS	52-1021	32-644
PUNT RETURNS: #-YARDS	13-50	26-349
INT RETURNS: #-YARDS	11-136	7-111
KICK RETURN AVERAGE	19.6	20.1
PUNT RETURN AVERAGE	3.8	13.4
INT RETURN AVERAGE	12.4	15.9
FUMBLES-LOST	25-14	16-12
PENALTIES-YARDS	81-619	59-513
Average Per Game	56.3	46.6
PUNTS-YARDS	60-2198	47-1767
Average Per Punt	36.6	37.6
Net punt average	29.5	32.7
TIME OF POSSESSION/GAME	31:23	28:37
3RD-DOWN CONVERSIONS	65/184	60/147
3rd-Down Pct	35%	41%
4TH-DOWN CONVERSIONS	9/31	7/19
4th-Down Pct	29%	37%
SACKS BY-YARDS	13-91	31-213
MISC YARDS	0	0
TOUCHDOWNS SCORED	29	48
FIELD GOALS-ATTEMPTS	9-14	7-13
ON-SIDE KICKS	2-4	0-0
RED-ZONE SCORES	26-36 72%	39-51 76%
RED-ZONE TOUCHDOWNS	20-36 56%	33-51 65%
PAT-ATTEMPTS	23-26 88%	45-47 96%
ATTENDANCE	17181	71663
Games/Avg Per Game	5/3436	6/11944
Neutral Site Games	0/0	0/0

INDIVIDUAL PASSING

Name	GP	Effic	Att-Comp-Int	Pct	Yds	TD	Long	Avg/G
Derek Cassidy	10	108.89	76-153-6	49.7	1025	5	52	102.5
DJ Stefkovich	10	74.58	22-57-1	38.6	268	0	49	26.8
Bryan Gianneccchini	11	0.00	0-1-0	0.0	0	0	0	0.0
Jerrell Jones	10	116.80	1-1-0	100.0	2	0	2	0.2
Shawn Leonard	11	125.20	1-1-0	100.0	3	0	3	0.3
TEAM	11	0.00	0-1-0	0.0	0	0	0	0.0
Total.....	11	98.85	100-214-7	46.7	1298	5	52	118.0
Opponents.....	11	141.21	197-329-11	59.9	2583	22	80	234.8

INDIVIDUAL RUSHING

Name	GP	Att	Gain	Loss	Net	Avg	TD	Long	Avg/G
Joe Casey	8	163	795	13	782	4.8	2	36	97.8
Jimmy Hughes	11	101	623	13	610	6.0	4	62	55.5
Jerrell Jones	10	57	433	40	393	6.9	6	84	39.3
Derek Cassidy	10	142	527	275	252	1.8	5	37	25.2
Anthony Ferrer	10	46	196	0	196	4.3	1	20	19.6
Tim Allen	10	38	167	38	129	3.4	1	38	12.9
DJ Stefkovich	10	43	153	69	84	2.0	2	18	8.4
John Pitt-Coombs	5	11	49	0	49	4.5	0	13	9.8
Jarrod Williams	10	3	40	0	40	13.3	0	18	4.0
Joe Bellini	11	2	15	0	15	7.5	1	8	1.4
Raji El-Amin	7	1	9	0	9	9.0	0	9	1.3
Sean Scott	6	1	9	0	9	9.0	0	9	1.5
Matt Hansen	11	1	8	0	8	8.0	0	8	0.7
Tolbert Evans	10	3	18	11	7	2.3	0	18	0.7
Bryan Gianneccchini	11	1	2	0	2	2.0	0	2	0.2
Shawn Leonard	11	4	8	12	-4	-1.0	1	7	-0.4
TEAM	11	5	0	52	-52	-10.4	0	0	-10.4
Total.....	11	622	3052	523	2529	4.1	23	84	229.9
Opponents.....	11	420	2167	257	1910	4.5	23	61	173.6

INDIVIDUAL RECEIVING

Name	GP	No	Yds	Avg	TD	Long	Avg/G
Shawn Leonard	11	34	440	12.9	2	33	40.0
Jimmy Hughes	11	20	323	16.1	2	48	29.4
Jerrell Jones	10	13	120	9.2	0	26	12.0
Tolbert Evans	10	12	203	16.9	1	52	20.3
Tim Allen	10	7	52	7.4	0	25	5.2
Joe Casey	8	4	48	12.0	0	19	6.0
Sean Scott	6	3	26	8.7	0	11	4.3
Akil Chester	9	2	46	23.0	0	26	5.1
Chris Dickerson	4	1	17	17.0	0	6	4.2
Anthony Ferrer	10	1	8	8.0	0	8	0.8
Antonio Johnson	9	1	7	7.0	0	7	0.8
Jarrod Williams	10	1	6	6.0	0	6	0.6
Derek Cassidy	10	1	2	2.0	0	2	0.2
Total.....	11	100	1298	13.0	5	52	118.0
Opponents.....	11	197	2583	13.1	22	80	234.8

INDIVIDUAL DEFENSIVE LEADERS

Name	GP	-----Tackles-----			TFL/Yds	-Sacks- No-Yds	-----Pass Def-----		---Fumbles---		Blkd Kick	Saf
		Solo	Ast	Total			Int-Yds	BrUp	FR-Yds	FF		
5 LT Brantley	10-8	41	35	76	3.5-15	1.5-7	4	2	2-0	2	.	.
20 Matt Hansen	11-5	44	29	73	1.5-4	.	1	1-0
6 Ki'Ameer Johnson	11-10	39	25	64	3.0-15	1.0-9	3-64	6	1-0	1	.	.
24 Adrian Owen	11-8	20	22	42	2.5-6	.	3-12	2
51 Ashley Pierre	9-2	16	22	38	2.0-3	.	1-3	2
94 Dana Hart	11-10	23	14	37	8.5-38	4.0-27	.	1
45 Steven Weedon	10-7	15	22	37	1.5-2	.	2
58 Nick Levy	11-6	20	16	36	6.0-24	2.0-17	1	.
26 Raji El-Amin	7-4	24	10	34	2.5-6	.	2-22	3	2-0	1	.	.
41 Rob Damon	11-5	18	15	33	1.5-4
Total.....	11-0	419	346	765	58-234	13-91	11-136	28	12-0	8	1	1
Opponents.....	11-0	484	464	948	101.0-464	31-213	7-111	21	14-0	15	6	3

2007 GAME-BY-GAME

Date	Time	Opponent	Att.	DEL		OPP		Offense				Defense					
				CCA	SN	CCA	SN	Run	Pass	Total	Passes	TO	Run	Pass	Total	Passes	TO
S1	L 23-27	Fordham	2,092					319	103	422	9-19-1	2	209	208	417	23-39-3	3
S8	L 7-14 (ot)	at Army	27,601					158	145	303	11-13-0	2	46	230	276	21-33-1	3
S15	L 9-38	at Delaware	22,064	rv	rv	11	10	187	79	266	8-24-2	3	97	337	434	25-40-0	1
S22	L 24-37	Hofstra	2,350			16	15	170	230	400	11-28-0	2	160	291	451	26-42-4	4
S29	W 49-42 (ot)	at Brown	6,153					479	129	608	10-21-1	1	87	427	514	28-48-0	0
O13	L 27-44	James Madison	6,163			9	9	219	187	406	15-23-1	1	334	242	576	11-15-0	3
O20	L 6-38	at Richmond	5,550			18	18	166	85	251	10-20-1	1	254	131	385	11-20-0	0
O27	L 36-49	at New Hampshire	6,015			9	8	430	107	537	8-19-0	1	110	419	529	24-30-0	3
N3	W 12-6 (ot)	Massachusetts	4,118			4	3	109	62	171	3-10-0	2	117	22	139	7-22-2	3
N10	L 0-35	at Maine	4,280		rv			43	48	91	7-20-0	4	277	162	439	11-20-0	2
N17	W 35-30	Northeastern	2,458				rv	249	123	372	8-17-1	2	226	104	330	10-21-1	1



RHODE ISLAND YEAR-BY-YEAR RESULTS

Year	Overall	Conference	Coach	Year	Overall	Conference	Coach
1895	1-1		None	1968	3-6	2-3	Jack Zilly
1896	0-4		None	1969	2-7	1-4	Jack Zilly
1897	1-2		None	1970	3-5	3-2	Jack Gregory
1898	5-0		Marshall Tyler	1971	3-6	2-3	Jack Gregory
1899	2-3-1		Marshall Tyler	1972	3-7	0-5	Jack Gregory
1900	0-2-1		Marshall Tyler	1973	6-2-2	4-1-1	Jack Gregory
1901	0-2		Marshall Tyler	1974	5-5	3-3	Jack Gregory
1903	2-4-1		Marshall Tyler	1975	2-8	1-4	Jack Gregory
1904	3-3-1		Marshall Tyler	1976	3-5	2-3	Bob Griffin
1905	3-3-1		Marshall Tyler	1977	6-5	4-1	Bob Griffin
1906	1-2-1		Marshall Tyler	1978	7-3	3-2	Bob Griffin
1907	3-1-2		Marshall Tyler	1979	1-9-1	1-4	Bob Griffin
1908	4-2		Marshall Tyler	1980	2-9	0-5	Bob Griffin
1909	3-4		George Cobb	1981	6-6	4-1	Bob Griffin
1910	5-1-1		George Cobb	1982	7-4	2-3	Bob Griffin
1911	5-2-1		George Cobb	1983	6-4	2-3	Bob Griffin
1912	6-3		Robert Bingham	1984	10-3	4-1	Bob Griffin
1913	2-6		George Cobb	1985	10-3	5-0	Bob Griffin
1914	2-3-3		George Cobb	1986	1-10	0-7	Bob Griffin
1915	3-5		Jim Baldwin	1987	1-10	1-6	Bob Griffin
1916	3-4-1		Jim Baldwin	1988	4-7	3-5	Bob Griffin
1917	2-4-2		Fred Murray	1989	3-8	1-7	Bob Griffin
1918		No schedule due to World War I		1990	5-6	2-6	Bob Griffin
1919	0-7-1		Fred Murray	1991	6-5	3-5	Bob Griffin
1920	0-4-4		Frank Keaney	1992	1-10	0-8	Bob Griffin
1921	3-5		Frank Keaney	1993	4-7	2-6	Floyd Keith
1922	4-4		Frank Keaney	1994	2-9	2-6	Floyd Keith
1923	1-5-1		Frank Keaney	1995	7-4	6-2	Floyd Keith
1924	0-7		Frank Keaney	1996	4-6	2-6	Floyd Keith
1925	2-5-1		Frank Keaney	1997	2-9	2-6	Floyd Keith
1926	1-6		Frank Keaney	1998	3-8	2-6	Floyd Keith
1927	5-3		Frank Keaney	1999	1-10	1-7	Floyd Keith
1928	2-7		Frank Keaney	2000	3-8	2-6	Tim Stowers
1929	5-2-1		Frank Keaney	2001	8-3	6-3	Tim Stowers
1930	5-2-1		Frank Keaney	2002	3-9	1-8	Tim Stowers
1931	4-4		Frank Keaney	2003	4-8	3-6	Tim Stowers
1932	2-5-1		Frank Keaney	2004	4-7	2-6	Tim Stowers
1933	6-2		Frank Keaney	2005	4-7	2-6	Tim Stowers
1934	6-3		Frank Keaney	2006	4-7	2-6	Tim Stowers
1935	4-4-1		Frank Keaney	2007	3-8	2-6	Tim Stowers
1936	5-4		Frank Keaney				
1937	3-4-1		Frank Keaney				
1938	4-4		Frank Keaney				
1939	3-4-1		Frank Keaney				
1940	5-3		Frank Keaney				
1941	5-2-1		Bill Beck				
1942	3-3		Paul Cieurzo				
1943		No schedule due to World War II					
1944		No schedule due to World War II					
1945	2-1		Paul Cieurzo				
1946	2-4		Bill Beck				
1947	3-4	1-3	Bill Beck				
1948	2-4-1	1-3	Bill Beck				
1949	0-8	0-4	Bill Beck				
1950	3-5	2-2	Hal Kopp				
1951	3-5	1-3	Ed Doherty				
1952	7-1	3-1	Hal Kopp				
1953	6-2	3-1	Hal Kopp				
1954	6-2	3-1	Hal Kopp				
1955	6-1-2	4-0-1	Hal Kopp				
1956	2-6	1-4	Herb Maack				
1957	5-2-1	3-0-1	Herb Maack				
1958	4-4	2-2	Herb Maack				
1959	3-5-1	1-2-1	Herb Maack				
1960	3-5	1-4	Herb Maack				
1961	2-6-1	1-4	John Chironna				
1962	2-5-2	1-3-1	John Chironna				
1963	4-5	2-3	Jack Zilly				
1964	3-7	1-4	Jack Zilly				
1965	2-7	1-4	Jack Zilly				
1966	1-7-1	1-3-1	Jack Zilly				
1967	6-2-1	2-2-1	Jack Zilly				





QUICK FACTS

Location _____ Richmond, Va.
 Enrollment _____ 2,950
 Nickname _____ Spiders
 Colors _____ Red & Blue
 Website _____ www.richmondspiders.com
 Stadium _____ UR Stadium
 Stadium Capacity _____ 21,319
 Stadium Surface _____ Natural Grass
 President _____ Dr. Edward L. Ayers
 Athletics Director _____ Jim Miller
 Head Coach _____ Mike London
 Head Coach Alma Mater, Year _____ Richmond, 1983
 Football Contact _____ Mike DeGeorge, Asst. Dir./Athletic Public Relations
 Football Contact Email _____ mdegeorg@richmond.edu
 Football Contact Office Phone _____ 804-287-6313
 Lettermen Returning/Lost _____ 37/12
 Offensive Starters Returning/Lost _____ 8/3
 Defensive Starters Returning/Lost _____ 8/3

2008 SCHEDULE

Date	Opponent	Location	Series Record
Aug. 30	at Elon	Elon, N.C.	1-0
Sept. 6	at Virginia	Charlottesville, Va.	2-24-2
Sept. 13	*TOWSON	Richmond, Va.	2-2
Sept. 20	*MAINE	Richmond, Va.	10-10
Sept. 27	*at Villanova	Villanova, Pa.	9-18
Oct. 4	at VMI	Lexington, Va.	39-40-5
Oct. 11	*JAMES MADISON	Richmond, Va.	14-11
Oct. 18	*at Massachusetts	Amherst, Mass.	9-13
Oct. 25	GEORGETOWN	Richmond, Va.	1-5
Nov. 8	*at Hofstra	Hempstead, N.Y.	2-3
Nov. 15	*DELAWARE	Richmond, Va.	6-18
Nov. 22	*at William and Mary	Williamsburg, Va.	53-59-5

* - CAA Football Game
 Home Games in CAPS - Schedule subject to change



HEAD COACH:

Mike London

Overall Record (Years):
 First Season

Record at School (Years):
 First Season



Dr. Edward L. Ayers
 President



Jim Miller
 Athletics Director



Mike DeGeorge
 Football SID


2007 RESULTS -- 11-3, 7-1 CAA

Home Stadium: UR Stadium (21,319)

Home: 6-0 Away: 4-3 vs. Division: 4-1 vs. Top 25 (CCA): 6-1
 Total Home Attendance: 37,726 Average Home Attendance: 6,287

Sept. 1	[-/rv]	at Vanderbilt	L 17-41	32,215
Sept. 8	[rv/rv]	at Northeastern	W 49-14	4,167
Sept. 22	[rv/rv]	at Bucknell	W 45-14	2,474
Sept. 29	[25/25]	NEW HAMPSHIRE [CN8] {11/11}	W 45-38	8,995
Oct. 6	[15/14]	at Towson [CSN] {-/rv}	L 21-23	5,746
Oct. 13	[20/20]	STONY BROOK	W 42-0	5,150
Oct. 20	[18/18]	RHODE ISLAND	W 38-6	5,550
Oct. 27	[14/14]	at James Madison [CSN] {6/6}	W 17-16	14,009
Nov. 3	[11/11]	VILLANOVA [CN8] {25/23}	W 35-27	7,126
Nov. 10	[8/9]	at Delaware {6/6}	W 62-56 (OT)	21,187
Nov. 17	[8/7]	WILLIAM AND MARY [CSN]	W 31-20	7,652
Nov. 24	[8/6]	EASTERN KENTUCKY {11/9}	W 31-14	3,253
Dec. 1	[8/6]	at Wofford [ESPNGP] {12/11}	W 21-10	8,500
Dec. 7	[8/6]	at Appalachian State [ESP2] {6/5}	L 35-55	24,140

CAA Team's Coaches & Sports Network Rankings listed prior to Opponent/Opponent's Coaches & Sports Network Rankings listed after Opponent at time game was played



DEFENSIVE LINEMAN LAWRENCE SIDBURY



ALL-STAR CANDIDATES



KEVIN GRAYSON
Soph. - Wide Receiver
6-3 - 190 - Richmond, Va.


-- Although missing two games with an injury, Grayson still finished the season with a school record 68 catches for a freshman record 970 yards. His 80.83 yards per game was third in the league and 26th in the NCAA.

-- Grayson became the Spiders second-straight Rookie of the Year in the conference after QB Eric Ward earned the honor in 2006.

-- All seven of his touchdown catches came in the final seven games of the season, including six in the final five games. He reeled in two, along with 111 yards in the five-overtime win at Delaware and posted a career-high 122 yards and two more TD's at Appalachian State in the NCAA Semifinal game.

GRAYSON'S CAREER STATS

YEAR	GP	No.	Yds	TD	Long	Avg/G	Avg/C
2007	12	68	970	7	35	80.83	14.26
Career	12	68	970	7	35	80.83	14.26



ERIC MCBRIDE
Soph. - Linebacker
6-2 - 210 - Richmond, Va.


-- The freshman started all 14 games at linebacker and finished as the team leader with 126 tackles, including double-digit stops on six occasions. He averaged nine per game, which ranked seventh in CAA Football

-- McBride became the second Spider since 2005 to garner the league's Defensive Rookie of the Year honor (Sherman Logan).

-- He made a career-high 16 tackles, along with two tackles for loss and a sack in the win over Rhode Island, leading to his first career mention as the CAA Football Defensive Player of the Week.

MCBRIDE'S CAREER STATS

YEAR	GP	S-A-Tackles	SK/TFL	Int	PBU	FF/FR
2007	14	60-66-126	2.5/6.0	0	0	2/1
Career	14	60-66-126	2.5/6.0	0	0	2/1



SHERMAN LOGAN
Senior - Defensive Line
6-3 - 250 - Virginia Beach, Va.

-- Sherman Logan was Preseason All-CAA Football pick last season on the defensive line, but missed all but four games last season with an injury. The senior was granted a medical redshirt and returns for the 2008 season.

-- A Third Team All-Conference pick in 2006 and the 2005 A-10 Defensive Player of the Year, Logan has amassed 118 tackles and 14.5 sacks in his career.

-- Logan was a true freshman for the Spiders in 2003 and was redshirted. He missed the entire 2004 season after suffering an injury during preseason workouts and played four games in 2007 before another injury sidelined him for the remainder of the season.

LOGAN'S CAREER STATS

YEAR	GP	S-A-Tackles	SK/TFL	Int	PBU	FF/FR
2005	12	24-26-50	11.0/13.5	0	0	0/1
2006	11	22-30-52	3.0/10.0	0	0	1/1
2007	4	7-9-16	0.0/2.0	0	0	0/0
Career	30	53-65-118	14.0/25.5	0	0	1/2



JUSTIN ROGERS
Soph. - Kick Returner
5-10 - 165 - Baton Rouge, La.

-- Named the CAA Football Special Teams Player of the Year, Justin Rogers was one of the nation's most electrifying kick returners last season. He amassed 1,002 yards in kick returns and brought two back for touchdowns.

-- Rogers finished the season ranked third in the NCAA in kickoff returns, averaging nearly 31 yards per return. He had a 93-yard return for touchdown at Vanderbilt and brought another back 85 yards versus New Hampshire.

-- Rogers was an All-America selection by both the College Sporting News and the Sports Network, becoming Sport Network's first freshman to earn an All-America honor since 2005.

ROGERS' CAREER STATS

YEAR	GP	No.	Yds	TD	Long	Avg.
2007	12	33	1002	2	93	30.36
Career	12	33	1002	2	93	30.36



2008 RICHMOND ROSTER

No.	Name	Pos.	Cl.	Ht\Wt.	Hometown/HS (Last School)
1	Kevin Grayson	WR	So.-R	6-3\190	Richmond, Va. / L.C. Bird
2	Lawrence Sidbury, Jr.	DL	Sr.-R	6-4\260	Cheltenham, Md. / Oxon Hill
3	John Crone	FB	Sr.-R	5-11\250	Arlington, Va. / Yorktown
4	Jonathan Mayfield	WR	So.-R	6-3\170	Mocksville, N.C. / David County
5	Justin Rogers	DB	So.-R	5-10\165	Baton Rouge, La. / Redemptorist
6	Collin McConaghy	LB	Jr.-R	6-0\225	Madison Heights, Va. / Amherst
7	Scot Riddell	DB	Jr.-R	6-3\210	Gaithersburg, Md. / Quince Orchard
8	Sherman Logan	DL	Sr.-R	6-3\250	Virginia Beach, Va. / Kempsville
9	Jordan Mitchell	WR	Jr.-R	6-0\185	Harrisburg, Pa. / Central Dauphin
10	Andrew Howard	K	Jr.	6-0\170	Glen Allen, Va. / Hermitage
11	Eric Ward	QB	Jr.-R	6-3\195	Atlanta, Ga. / SW Dekalb
12	Will Healy	QB	Sr.-R	5-11\185	Chattanooga, Tenn. / Air Force Prep
13	Dusty Dean	LB	Jr.-R	6-0\215	Harrisonburg, Va. / Harrisonburg
14	Nick Hicks	QB	Fr.	6-1\195	Marietta, Ga. / Kell
15	Jordan Shoop	LB	Jr.-R	6-2\195	Saxonburg, Pa. / Knoch
16	Michael Parker	DB	Fr.-R	6-2\205	Oviedo, Fla. / Oviedo
17	Tre Gray	WR	Fr.-R	5-11\155	Cuero, Texas / Cuero
18	Michael Ireland	DB	Jr.-R	6-1\200	Falls Church, Va. / Bishop O'Connell
19	John Laub	QB	Fr.	6-2\190	Coplay, Pa. / Parkland
20	Justin Forte	RB	Jr.-R	5-9\180	Marietta, Ga. / Walton
21	Derek Hatcher	DB	Jr.-R	5-9\185	St. Petersburg, Fla. / Berkeley Prep
22	Garrett Wilkins	RB	Fr.	5-10\175	Oviedo, Fla. / Oviedo
23	Tremayne Graham	DB	Fr.-R	5-10\180	Tucker, Ga. / Parkview
24	Seth Williams	DB	Jr.-R	5-10\180	Fayetteville, N.C. / Cape Fear
25	William Bischoff	TE	Jr.-R	6-2\250	Richmond, Va. / Douglas Freeman
26	Darryl Hamilton	S	Fr.	5-10\185	Centreville, Va. / Centreville HS
27	Brooks York	DB	Sr.-R	5-11\190	Chester, Va. / Thomas Dale
28	David Horton	DB	Jr.-R	5-11\195	Macungie, Pa. / Allentown Central Catholic
29	Christian Edwards	RB	Fr.	6-0\205	Huntington, W.Va. / Cabell Midland (Hargrave Mil. Acad.)
30	Lee Rose	FB	Fr.	6-0\225	Charlotte, N.C. / Charlotte Christian Academy
31	Eric McBride	LB	So.-R	6-2\210	Richmond, Va. / L.C. Bird
32	Josh Vaughan	RB	Sr.	6-0\235	Richmond, Va. / Hermitage
34	Pierre Turner	DL	Jr.-R	6-1\235	Lawrenceville, Ga. / Collins Hill
35	Shawn White	RB	Sr.-R	6-4\250	Mechanicsville, Va. / Atlee
36	Evan Joseph	DB	Fr.	5-9\165	Signal Mountain, Tenn. / Baylor School
37	Colin Pehanick	DB	Fr.-R	6-1\195	Charlottesville, Va. / St. Anne's-Belfield
38	J'Nnamdi Smaugh	LB	So.-R	6-2\200	Falls Church, Va. / Blue Ridge
39	Patrick Weldon	DB	So.-R	6-2\190	New Albany, Ohio / New Albany
40	Lawrence Enweze	WR	Fr.-R	6-1\170	Germantown, Md. / Our Lady of Good Counsel
41	Connor McMahan	RB	So.-R	6-0\210	Houston, Texas / James E. Taylor
42	Ben Keating	LB	So.-R	6-0\220	Charlotte, N.C. / Charlotte Country Day
43	Derek Mayo	LB	Fr.	5-10\215	Hampton, Va. / Kecoughtan
44	Tyler Kirchoff	RB	So.-R	5-10\190	Ridgefield, Conn. / Ridgefield
45	Tyler Sullivan	LB	So.-R	6-0\215	Flower Mound, Texas / Flower Mound-Marcus
46	Darius McMillan	LB	Fr.	6-0\215	Hampton, Va. / Phoebus
47	Ben Bryer	TE	Fr.-R	6-2\220	West Chester, Pa. / Malvern Prep
48	Brett Weigand	P	Jr.	6-0\190	Pasadena, Calif. / La Salle (Compton College)
49	Pierre Wynn	LB	Fr.	6-2\220	Hampton, Va. / Hampton
50	Ryan Sweeney	LB	Fr.-R	5-11\195	Garden City, N.Y. / Garden City
51	Frank Howell	LB	So.	6-0\205	Reston, Va. / George Marshall (Catholic Univ. of America)
53	Tim Silver	OL	Sr.-R	6-6\330	McLean, Va. / George Marshall
54	Jared Decker	OL	Jr.-R	6-5\300	Parkersburg, W.Va. / Parkersburg
55	Martin Parker	DL	So.-R	6-3\260	New Haven, Conn. / Hyde Leadership School
56	Chris Hurlbert	FB/LB	Fr.	5-11\200	Vienna, Va. / George Marshall
57	Daniel Alper	DL	Fr.-R	6-1\220	Longwood, Fla. / Lake Mary
58	Doug Howell	DB	Fr.	5-10\170	Reston, Va. / George Marshall
59	Dan Lewis	DB	Fr.	6-0\185	Virginia Beach, Va. / First Colonial
65	Drew Lachenmayer	OL	So.-R	6-3\290	Plainsboro, N.J. / West Windsor-Plainsboro South
66	Michael Silva	OL	Jr.-R	6-5\290	Altamonte Springs, Fla. / Bishop Moore
68	Austin Recker	OL	Fr.-R	6-4\290	Whitehall, Pa. / Whitehall
70	Kevin Westervelt	OL	Fr.-R	6-6\270	Ellicott City, Md. / Mount Hebron
72	Jason Sakoiian	OL	Fr.-R	6-4\280	Upper St. Clair, Pa. / Upper St. Clair
73	Brian Agnis	OL	So.-R	6-4\320	San Diego, Calif. / Mission Bay
74	Chris Kondorossy	OL	Jr.-R	6-4\300	Belle Meade, N.J. / Montgomery
75	Evan Lehner	OL	Sr.-R	6-3\310	Vienna, Va. / Oakton
76	Ryan Goss	OL	Fr.-R	6-5\260	Dunn Loring, Va. / George Marshall
77	Corey Jackson	DL	Fr.-R	6-3\270	Clover, Va. / Halifax
79	Matthew McCracken	OL	Jr.-R	6-4\300	Pittsburgh, Pa. / Mt. Lebanon
80	Max Prokell	WR	So.-R	6-1\185	Memphis, Tenn. / Memphis Univ. HS
81	Donte Boston	WR	Fr.-R	6-1\185	Richmond, Va. / Varina
82	Joe Stewart	TE	Sr.-R	6-4\245	Lewistown, Pa. / Lewistown Area
83	Jeff Zawicki	WR	So.-R	6-2\185	Clayton, N.C. / Clayton
84	Harry Lee Daniel	WR	Fr.	6-1\190	Richmond, Va. / Highland Springs
85	Eric Loughnane	WR	Fr.	5-11\160	Richboro, Pa. / Archbishop Wood
87	Joe Monteverde	TE	Sr.-R	6-6\255	Presto, Pa. / Charters Valley
88	Kevin Finney	TE	Fr.	6-5\215	Lake Bluff, Ill. / Lake Forest
89	Shaun Quezada	TE	Fr.	6-3\200	Raleigh, N.C. / Wakefield
90	Brian Radford	K/P	Jr.-R	6-2\210	Wilson, N.C. / Hunt
91	Addison Sadewater	DL	Fr.	6-3\250	Lake Bluff, Ill. / Lake Forest
92	Casey Cooley	DL	So.-R	6-3\225	McKinney, Texas / McKinney
93	Nicholas Battle	DL	Jr.-R	6-4\230	San Diego, Calif. / Mission Bay
94	Chris Shields	DL	Fr.-R	6-2\260	Virginia Beach, Va. / Ocean Lakes
95	Jonathan Ashe	DL	So.-R	6-1\280	Hampton, Va. / Kecoughtan
96	Chris James	DE	Fr.	6-4\220	Charlotte, N.C. / Charlotte Christian Academy
98	Parker Miles	DL	Jr.-R	6-3\280	Clearwater, Fla. / Countryside
99	Zachary Foster	P	Fr.-R	6-4\215	Herndon, Va. / Herndon

RICHMOND NEWCOMERS

Harry Lee Daniel _____ WR, 6-1, 190
Richmond, Va. / Highland Springs

Christian Edwards _____ RB, 6-0, 205
Huntington, W.Va. / Cabell Midland (Hargrave Military Academy)

Kevin Finney _____ TE, 6-5, 215
Lake Bluff, Ill. / Lake Forest

Darryl Hamilton _____ S, 5-10, 185
Centreville, Va. / Centreville

Nick Hicks _____ QB, 6-1, 195
Marietta, Ga. / Kell

Chris James _____ DE, 6-4, 220
Charlotte, N.C. / Charlotte Christian Academy

John Laub _____ QB, 6-2, 190
Coplay, Pa. / Parkland

Derek Mayo _____ LB, 5-10, 215
Hampton, Va. / Kecoughtan

Darius McMillan _____ LB, 6-0, 215
Hampton, Va. / Phoebus

Lee Rose _____ FB, 6-0, 225
Charlotte, N.C. / Charlotte Christian Academy

Garret Wilkins _____ RB, 5-10, 175
Oviedo, Fla. / Oviedo

Pierre Wynn _____ LB, 6-2, 220
Hampton, Va. / Hampton



MIKE LONDON



PERSONAL

Birthdate

October 9, 1960

Hometown

West Point, N.Y.

Alma Mater

Richmond '83

Wife

Regina

Children

Michael, Jr., Brandon, Kristen, Ticynn, Korben, Jaicyn, Madicyn

PLAYING CAREER

1979-82 _____ University of Richmond
 1983 _____ Dallas Cowboys

COACHING CAREER

1988-89 _____ Outside Linebackers Coach, University of Richmond
 1990-93 _____ Defensive Line Coach, College of William and Mary
 1994-96 _____ Outside Linebackers/Recruiting Coordinator,
 _____ University of Richmond
 1997-00 _____ Defensive Line Coach, Boston College
 2001 _____ Defensive Line Coach, University of Virginia
 2002-04 _____ Defensive Line Coach/Recruiting Coordinator,
 _____ University of Virginia
 2005 _____ Defensive Line Coach, Houston Texans (NFL)
 2006-07 _____ Defensive Line/Defensive Coordinator, University of Virginia
 2008- _____ Head Coach, University of Richmond

RICHMOND COACHING STAFF

Mike Faragalli _____ Offensive Coordinator/Quarterbacks
 Russ Huesman _____ Defensive Coordinato/Defensive Backs
 Charles Bankins _____ Special Teams Coordinator/Running Backs
 Vincent Brown _____ Linebackers
 Scott Burton _____ Tight Ends/H-Backs
 Mark Carney _____ Wide Receivers
 Bill Polin _____ Offensive Line
 Jeff Hanson _____ Assistant Head Coach/Recruiting Coordinator/Defensive Line
 Dave Legg _____ Cornerbacks
 Byron Thweatt _____ Defensive Tackles

YEAR-BY-YEAR RECORD

Year	School	Record	Conf./Finish	Postseason
2008	Richmond	First Season		
<i>Richmond Totals</i>		<i>0-0 (---)</i>		
<i>Career Record</i>		<i>0-0 (---)</i>		



RICHMOND HEAD COACH -- MIKE LONDON

ALL-TIME RICHMOND COACHING RECORDS

Coach	Years	Record	Pct.	Conf.	Pct.
M.C. Taylor	1881	2-0	1.000		
C.M. Hazen	1882, 85-86, 88	4-4	.500		
H.R. Hundley	1887	1-1	.500		
Frank Johnson	1889	1-2	.333		
C.T. Taylor	1890	0-3	.000		
Dana Rucker	1891, 93-95	3-13-3	.188		
Penwick Shelton	1892	2-3	.400		
Bill Wertenbaker	1897	3-5	.375		
O.L. Owen	1898	3-3-1	.500		
Julian Hill	1899	2-2	.500		
Edward Kenna	1900	3-4	.429		
Garnett Nelson	1901	1-5	.167		
Graham Hobson	1902	3-3	.500		
Fred Vail	1903	6-3-1	.600		
Harry Wail	1904	1-5	.167		
E.A. Dunlop, Jr.	1905-09, 12	18-32-5	.373		
E.V. Long	1910	1-6-1	.143		
Sam Honaker	1911	0-6-2	.000		
Frank Dobson	1913-17, 19-33	79-78-18	.503		
Robert Marshall	1918	3-1-1	.750		
Glenn Thistlethwaite	1934-41	41-26-9	.586		
John Fenlon	1942, 46-47	12-15-3	.444		
Malcolm Pitt	1943-44	8-7	.533		
George Hope	1945	2-6	.250		
Karl Esleack	1948-50	10-18-2	.357		
Edwin Merrick	1951-65	53-87-6	.379		
Frank Jones	1966-73	44-38	.537		
Jim Tait	1974-79	21-44	.323		
Dal Shealy	1980-88	43-57	.430	11-11	.500
Jim Marshall	1989-94	19-47	.288	12-36	.250
Jim Reid	1995-03	48-53-1	.475	35-40	.467
Dave Clawson	2004-07	29-20	.592	19-13	.594
Mike London	2008-				



TEAM STATISTICS

	Richmond	Opponent
SCORING	489	334
Points Per Game	34.9	23.9
FIRST DOWNS	285	271
Rushing	156	117
Passing	121	141
Penalty	8	13
RUSHING YARDAGE	3284	2135
Yards gained rushing	3532	2549
Yards lost rushing	248	414
Rushing Attempts	589	571
Average Per Rush	5.6	3.7
Average Per Game	234.6	152.5
TDs Rushing	39	23
PASSING YARDAGE	2391	2992
Att-Comp-Int	365-218-12	412-244-10
Average Per Pass	6.6	7.3
Average Per Catch	11.0	12.3
Average Per Game	170.8	213.7
TDs Passing	18	19
TOTAL OFFENSE	5675	5127
Total Plays	954	983
Average Per Play	5.9	5.2
Average Per Game	405.4	366.2
KICK RETURNS: #-YARDS	56-1299	74-1591
PUNT RETURNS: #-YARDS	30-354	22-125
INT RETURNS: #-YARDS	10-134	12-191
KICK RETURN AVERAGE	23.2	21.5
PUNT RETURN AVERAGE	11.8	5.7
INT RETURN AVERAGE	13.4	15.9
FUMBLES-LOST	9-5	25-15
PENALTIES-YARDS	66-543	60-428
Average Per Game	38.8	30.6
PUNTS-YARDS	47-1820	63-2310
Average Per Punt	38.7	36.7
Net punt average	35.2	30.1
TIME OF POSSESSION/GAME	31:49	28:11
3RD-DOWN CONVERSIONS	82/186	92/214
3rd-Down Pct	44%	43%
4TH-DOWN CONVERSIONS	15/29	11/29
4th-Down Pct	52%	38%
SACKS BY-YARDS	36-226	17-101
MISC YARDS	48	0
TOUCHDOWNS SCORED	63	42
FIELD GOALS-ATTEMPTS	15-22	14-21
ON-SIDE KICKS	0-0	0-2
RED-ZONE SCORES	51-63 81%	41-53 77%
RED-ZONE TOUCHDOWNS	38-63 60%	32-53 60%
PAT-ATTEMPTS	58-58 100%	38-40 95%
ATTENDANCE	37726	112438
Games/Avg Per Game	6/6288	8/14055
Neutral Site Games	0/0	0/0

INDIVIDUAL PASSING

Name	GP	Effic	Att-Comp-Int	Pct	Yds	TD	Long	Avg/G
Eric Ward	14	126.56	216-353-11	61.2	2341	17	35	167.2
Will Healy	6	83.33	2-9-1	22.2	50	1	31	8.3
TEAM	14	0.00	0-3-0	0.0	0	0	0	0.0
Total.....	14	124.45	218-365-12	59.7	2391	18	35	170.8
Opponents.....	14	130.59	244-412-10	59.2	2992	19	84	213.7

INDIVIDUAL RUSHING

Name	GP	Att	Gain	Loss	Net	Avg	TD	Long	Avg/G
Tim Hightower	14	327	1991	67	1924	5.9	20	90	137.4
Josh Vaughan	14	109	733	10	723	6.6	9	40	51.6
Eric Ward	14	108	597	121	476	4.4	8	47	34.0
Justin Forte	13	19	158	0	158	8.3	2	54	12.2
Will Healy	6	8	33	11	22	2.8	0	9	3.7
Justin Rogers	12	2	20	0	20	10.0	0	20	1.7
Arman Shields	3	1	0	2	-2	-2.0	0	0	-0.7
TEAM	14	15	0	37	-37	-2.5	0	0	-2.8
Total.....	14	589	3532	248	3284	5.6	39	90	234.6
Opponents.....	14	571	2549	414	2135	3.7	23	44	152.5

INDIVIDUAL RECEIVING

Name	GP	No	Yds	Avg	TD	Long	Avg/G
Kevin Grayson	12	68	970	14.3	7	35	80.8
Tim Hightower	14	32	228	7.1	3	28	16.3
Scott Riddell	14	24	247	10.3	2	21	17.6
Jordan Mitchell	14	22	267	12.1	1	30	19.1
Joe Stewart	14	16	167	10.4	5	31	11.9
Arman Shields	3	14	125	8.9	0	18	41.7
John Crone	14	12	88	7.3	0	21	6.3
Joe Monteverde	14	11	137	12.5	0	28	9.8
Josh Vaughan	14	8	73	9.1	0	19	5.2
Justin Rogers	12	5	30	6.0	0	14	2.5
William Bischoff	14	3	43	14.3	0	27	3.1
Max Prokell	5	2	11	5.5	0	6	2.2
Eric Ward	14	1	5	5.0	0	5	0.4
Total.....	14	218	2391	11.0	18	35	170.8
Opponents.....	14	244	2992	12.3	19	84	213.7

INDIVIDUAL DEFENSIVE LEADERS

Name	GP	-----Tackles-----			TFL/Yds	-Sacks- No-Yds	-----Pass Def-----		---Fumbles---		Blkd Kick	Saf
		Solo	Ast	Total			Int-Yds	BrUp	FR-Yds	FF		
31 Eric McBride	14-14	60	66	126	6.0-27	2.5-17	.	.	1-0	2	.	.
6 Collin McConaghy	14-14	45	76	121	13.5-89	7.5-59	.	4	1-0	1	.	.
24 Seth Williams	14-14	65	32	97	4.0-14	1.0-8	2-44	5	.	1	.	.
43 Andrew Harris	13-13	50	43	93	1.5-4	.	2-0	8	1-19	1	3	.
5 Stephen Howell	13-13	45	43	88	0.5-3	0.5-3	2-11	8	2-0	2	.	.
45 Tyler Sullivan	14-11	33	39	72	5.0-23	3.5-17	.	3
55 Martin Parker	14-14	29	32	61	9.0-25	3.0-11	.	.	3-0	3	.	.
18 Michael Ireland	14-2	30	24	54	1.0-5	.	1-21	5
2 Lawrence Sidbury, Jr	13-13	20	28	48	8.0-40	4.5-31	.	1	1-0	1	.	.
98 Parker Miles	13-1	16	25	41	7.0-30	3.5-21	.	4
Total.....	14-0	561	543	1104	84-380	36-226	10-134	49	15-19	17	6	.
Opponents.....	14-0	530	534	1064	66.0-214	17-101	12-191	40	5-0	6	2	.

2007 GAME-BY-GAME

Date	Time	Opponent	Att.	UR		OPP		Run	Pass	Offense			Run	Pass	Defense		TO
				CCA	SN	CCA	SN			Total	Passes	TO			Total	Passes	
S1	L 17-41	at Vanderbilt	32,215		rv			149	161	310	18-30-3	3	162	284	446	19-26-0	1
S8	W 49-14	at Northeastern	4,167	rv	rv			443	199	642	12-19-1	2	91	123	214	14-29-1	1
S22	W 45-14	at Bucknell	2,474	rv	rv			405	207	612	13-21-1	1	199	91	290	5-12-1	3
S29	W 48-35	New Hampshire	8,995	25	25	11	11	193	217	410	25-35-1	2	51	319	370	30-46-0	0
O6	L 21-23	at Towson	5,746	15	14		rv	166	188	354	23-35-1	1	43	287	330	29-33-0	1
O13	W 42-0	Stony Brook	5,150	20	20			169	156	325	14-28-0	0	139	200	339	26-48-0	0
O20	W 38-6	Rhode Island	5,550	18	18			254	131	385	11-20-0	0	166	85	251	10-20-1	1
O27	W 17-16	at James Madison	14,009	14	14	6	6	171	74	245	11-22-1	2	127	129	256	8-22-1	3
N3	W 35-27	Villanova	7,126	11	11	25	23	242	178	420	17-24-0	0	176	229	405	14-26-1	1
N10	W 62-56 (ot)	at Delaware	21,187	8	9	6	6	260	199	459	16-29-0	0	210	375	585	26-39-1	1
N17	W 31-20	William & Mary	7,652	8	7			232	153	385	11-21-2	2	87	342	429	23-45-1	4
N24	W 31-14	Eastern Kentucky	3,253	8	6	11	9	278	139	417	13-18-0	0	54	234	288	17-35-2	4
D1	W 21-10	at Wofford	8,500	8	6	12	11	128	181	309	20-31-1	2	195	112	307	9-15-1	3
D7	L 35-55	at Appalachian State	24,140	8	6	6	5	194	208	402	14-32-1	2	435	182	617	14-16-0	2



RICHMOND YEAR-BY-YEAR RESULTS

Year	Overall	Conference	Coach	Year	Overall	Conference	Coach
1881	2-0		M.C. Taylor	1953	5-3-1		Ed Merrick
1882	1-0		C.M. Hazen	1954	5-4		Ed Merrick
1883			No schedule	1955	4-3-2		Ed Merrick
1884			No schedule	1956	4-5		Ed Merrick
1885	1-1		C.M. Hazen	1957	4-6		Ed Merrick
1886	1-1		C.M. Hazen	1958	3-7		Ed Merrick
1887	1-1		H.R. Hundley	1959	4-5-1		Ed Merrick
1888	1-2		C.M. Hazen	1960	3-6-1		Ed Merrick
1889	1-2		Frank Johnson	1961	5-5		Ed Merrick
1890	0-3		C.T. Taylor	1962	6-3		Ed Merrick
1891	0-2		Dana Rucker	1963	3-6-1		Ed Merrick
1892	2-3		Penwick Shelton	1964	3-7		Ed Merrick
1893	3-2		Dana Rucker	1965	0-10		Ed Merrick
1894	0-4-2		Dana Rucker	1966	2-8		Frank Jones
1895	0-5-1		Dana Rucker	1967	5-5		Frank Jones
1896			No schedule	1968	8-3		Frank Jones
1897	3-5		Bill Wertenbaker	1969	6-4		Frank Jones
1898	3-3-1		O.L. Owen	1970	4-6		Frank Jones
1899	2-2		Julian Hill	1971	5-6		Frank Jones
1900	3-4		Edward Kenna	1972	6-4		Frank Jones
1901	1-5		Garnett Nelson	1973	8-2		Frank Jones
1902	3-3		Graham Hobson	1974	5-5		Jim Tait
1903	6-3-1		Fred Vail	1975	5-6		Jim Tait
1904	1-5		Henry Wall	1976	5-6		Jim Tait
1905	3-4-2		E.A. Dunlop, Jr.	1977	3-8		Jim Tait
1906	5-5-1		E.A. Dunlop, Jr.	1978	3-8		Jim Tait
1907	3-6		E.A. Dunlop, Jr.	1979	0-11		Jim Tait
1908	3-5		E.A. Dunlop, Jr.	1980	5-6		Dal Shealy
1909	3-5-2		E.A. Dunlop, Jr.	1981	4-7		Dal Shealy
1910	1-6-1		E.V. Long	1982	0-10		Dal Shealy
1911	0-6-2		Sam Honaker	1983	3-8		Dal Shealy
1912	1-7		E.A. Dunlop, Jr.	1984	8-4		Dal Shealy
1913	5-3-1		Frank Dobson	1985	8-3		Dal Shealy
1914	5-4		Frank Dobson	1986	4-7	3-4	Dal Shealy
1915	4-4-1		Frank Dobson	1987	7-5	6-1	Dal Shealy
1916	5-4-2		Frank Dobson	1988	4-7	2-6	Dal Shealy
1917	4-2-1		Frank Dobson	1989	1-10	0-8	Jim Marshall
1918	3-1-1		Robert Marshall	1990	1-10	1-7	Jim Marshall
1919	5-2-2		Frank Dobson	1991	2-9	2-6	Jim Marshall
1920	6-2		Frank Dobson	1992	7-4	5-3	Jim Marshall
1921	4-3-1		Frank Dobson	1993	5-6	3-5	Jim Marshall
1922	6-2-1		Frank Dobson	1994	3-8	1-7	Jim Marshall
1923	3-5		Frank Dobson	1995	7-3-1	5-3	Jim Reid
1924	2-6-1		Frank Dobson	1996	2-9	1-7	Jim Reid
1925	3-6		Frank Dobson	1997	6-5	4-4	Jim Reid
1926	2-7		Frank Dobson	1998	9-3	7-1	Jim Reid
1927	4-4-1		Frank Dobson	1999	5-6	3-5	Jim Reid
1928	3-4-2		Frank Dobson	2000	10-3	7-1	Jim Reid
1929	3-5-1		Frank Dobson	2001	3-8	3-6	Jim Reid
1930	2-4-2		Frank Dobson	2002	4-7	4-5	Jim Reid
1931	4-5		Frank Dobson	2003	2-9	1-8	Jim Reid
1932	4-2-2		Frank Dobson	2004	3-8	2-6	Dave Clawson
1933	5-4		Frank Dobson	2005	9-4	7-1	Dave Clawson
1934	8-1		Glenn Thistlewaite	2006	6-5	3-5	Dave Clawson
1935	3-3-3		Glenn Thistlewaite	2007	11-3	7-1	Dave Clawson
1936	4-4-2		Glenn Thistlewaite				
1937	5-4-1		Glenn Thistlewaite				
1938	6-3-1		Glenn Thistlewaite				
1939	7-1-2		Glenn Thistlewaite				
1940	6-3		Glenn Thistlewaite				
1941	2-7		Glenn Thistlewaite				
1942	3-6-1		John Fenlon				
1943	6-1		Malcolm Pitt				
1944	2-6		Malcolm Pitt				
1945	2-6		George Hope				
1946	6-2-2		John Fenlon				
1947	3-7		John Fenlon				
1948	5-3-2		Karl Esleeck				
1949	3-7		Karl Esleeck				
1950	2-8		Karl Esleeck				
1951	3-8		Ed Merrick				
1952	1-9		Ed Merrick				





QUICK FACTS

Location _____ Towson, Md.
 Enrollment _____ 18,011
 Nickname _____ Tigers
 Colors _____ Black, White & Gold
 Website _____ www.towsonigers.com
 Stadium _____ Minnegan Field at Johnny Unitas Stadium
 Stadium Capacity _____ 11,198
 Stadium Surface _____ Artificial Grass
 President _____ Dr. Robert Caret
 Athletics Director _____ Mike Hermann
 Head Coach _____ Gordy Combs
 Head Coach Alma Mater, Year _____ Towson, 1972
 Football Contact _____ Dan O'Connell, Assoc. Dir./Media Relations
 Football Contact Email _____ doconnell@towson.edu
 Football Contact Office Phone _____ 410-704-3102
 Lettermen Returning/Lost _____ 43/20
 Offensive Starters Returning/Lost _____ 7/4
 Defensive Starters Returning/Lost _____ 4/7

2008 SCHEDULE

Date	Opponent	Location	Series Record
Aug. 30	at Navy	Annapolis, Md.	First Meeting
Sept. 6	MORGAN STATE	Towson, Md.	15-5
Sept. 13	*at Richmond	Richmond, Va.	2-2
Sept. 20	at Coastal Carolina	Conway, S.C.	First Meeting
Sept. 27	COLUMBIA	Towson, Md.	0-2
Oct. 4	*NORTHEASTERN	Towson, Md.	3-5
Oct. 11	*RHODE ISLAND	Towson, Md.	3-5
Oct. 25	*at New Hampshire	Durham, N.H.	0-4
Nov. 1	*WILLIAM AND MARY	Towson, Md.	0-5
Nov. 8	*at Delaware	Newark, Del.	4-5
Nov. 15	*at Villanova	Villanova, Pa.	2-2
Nov. 22	*JAMES MADISON	Towson, Md.	5-14-1

* - CAA Football Game
 Home Games in CAPS - Schedule subject to change



HEAD COACH:
 Gordy Combs

Overall Record (Years):
 89-81 (16 years)

Record at School (Years):
 89-81 (16 years)



Dr. Robert Caret
 President



Mike Hermann
 Athletics Director



Dan O'Connell
 Football SID


2007 RESULTS -- 3-8, 1-7 CAA

Home Stadium: Minnegan Field at Johnny Unitas Stadium (11,198)

Home: 2-3 Away: 1-5 vs. Division: 1-4 vs. Top 25 (CCA): 1-4
 Total Home Attendance: 35,693 Average Home Attendance: 7,138

Aug. 30	[-/rv]	C. CONNECTICUT STATE {-/rv}	W 20-10	7,276
Sept. 8	[rv/rv]	at Morgan State	W 28-21	8,732
Sept. 15	[rv/23]	at Massachusetts [CN8] {2/3}	L 13-36	8,218
Sept. 22	[rv/rv]	DELAWARE [CSN] {11/11}	L 7-27	10,856
Sept. 29	[-/rv]	at William and Mary {rv/-}	L 22-27	10,094
Oct. 6	[-/rv]	RICHMOND [CSN] {15/14}	W 23-21	5,746
Oct. 13	[rv/rv]	HOFSTRA [CSN] {10/10}	L 3-20	7,856
Oct. 20		at Colgate [TWT]	L 17-27	5,227
Nov. 3		at Maine [WABI]	L 13-16	2,562
Nov. 10		VILLANOVA [CSN] {rv/rv}	L 12-14	3,959
Nov. 17		at James Madison {13/14}	L 13-23	13,661

CAA Team's Coaches & Sports Network Rankings listed prior to Opponent/Opponent's Coaches & Sports Network Rankings listed after Opponent at time game was played



QUARTERBACK SEAN SCHAEFFER



ALL-STAR CANDIDATES



MARCUS LEE

Senior - Wide Receiver
6-2 - 195 - Silver Spring, Md.

Tigers' top receiver with 66 catches for 680 yards and two TD's as a junior ... named second team All-CAA ... third-leading receiver in CAA in 2007 ... enters senior season as the fourth-leading receiver in school history with 167 passes in career for 1,928 yards and 7 TD's ... caught 84-yard TD pass against Villanova in 2005, 4th-longest in school history ... 19th-leading pass receiver in NCAA FCS in 2007 ... also averaged 5.9 yards per

punt return in 2007 ... one of the Tiger co-captains.

LEE'S CAREER STATS

YEAR	GP	No.	Yds	TD	Long	Avg/G	Avg/C
2005	11	51	702	4	84	63.82	13.76
2006	11	50	546	1	40	49.64	10.92
2007	11	66	680	2	39	61.82	10.30
Career	33	167	1928	7	84	58.42	11.54



JORDAN MANNING

Senior - Linebacker
6-0 - 228 - Mays Landing, N.J.

Two-year starter at linebacker ... led Tigers in tackles as a freshman and sophomore ... started in 10 of 11 games in 2007 ... hampered by foot injury for most of junior year ... finished sixth on team with 60 tackles as a junior ... second on team with 9.5 tackles for lost yardage ... enters senior season with 233 career tackles, tied for 17th on Tigers' all-time list ... made 93 tackles in 2006, 9th in conference ... made 11 tackles for lost yardage

in 2006 ... had 13 tackles in Tigers' win at Delaware in 2006 ... one of the Tiger co-captains this season.

MANNING'S CAREER STATS

YEAR	GP	S-A-Tackles	SK/TFL	Int	PBU	FF/FR
2005	11	59-21-80	2.5/13.5	0	2	0/0
2006	11	56-37-93	1.0/10.0	1	5	0/1
2007	11	32-28-60	2.0/8.5	0	2	1/0
Career	33	147-86-233	5.5/32.0	1	9	1/1



DREW MACK

Senior - Defensive Back
6-1 - 205 - Landisville, N.J.

Named third team All-CAA Football at defensive back in 2007 ... starter in first 10 games ... missed season finale at James Madison due to knee injury ... finished fourth on the team with 74 tackles ... led Tigers with three fumble recoveries ... made 11 tackles at Maine ... had 10 tackles and a fumble recovery at Massachusetts ... made 10 tackles against Villanova ... led Tigers with four interceptions as a sophomore ... made 42 tackles in

2006 ... named as Conference Defensive Player of the Week in 2006 after leading Tigers to win at Richmond ... intercepted two passes at Richmond and returned one for a TD ... one of the Tiger co-captains.

MACK'S CAREER STATS

YEAR	GP	S-A-Tackles	SK/TFL	Int	PBU	FF/FR
2005	9	5-2-7	0.0/0.0	0	0	0/0
2006	11	29-13-42	0.0/0.0	4	9	1/1
2007	10	34-40-74	1.0/5.0	1	4	2/3
Career	30	68-55-123	1.0/5.0	5	13	3/4



SEAN SCHAEFER

Senior - Quarterback
6-1 - 205 - Dunkirk, Md.

Three-year starter who has passed for 8,358 yards and 51 touchdowns in career with a .638 completion pct. ... enters senior year as NCAA FCS active leader in career pass completions and career passing yards ... named as CAA Offensive Player of the Week and National Player of the Week by CSN after leading Tigers to a last-second 23-21 win over Richmond in October, 2007 ... directed a game-winning 67-yard, four-play drive in final 22 seconds and threw game-winning 14-yard TD pass on game's final play ... averaged 303.3 passing yards per game in 2006 ... tied school record with 5 TD

passes in a game twice ... 2nd-leading passer in Towson history ... Tiger co-captain for second year in a row.

SCHAEFER'S CAREER STATS

YEAR	GP	----- Passing -----					--- Rushing ---		
		Att.-Comp.-Int.	Yds.	TD	Lg.	Att.	Yds.	TD	
2005	11	226-365-17	2772	20	84	65	-14	3	
2006	10	260-380-9	3033	19	62	61	-60	2	
2007	11	255-417-19	2553	12	59	58	-157	0	
Career	32	741-1162-45	8358	51	84	184	-231	5	



2008 TOWSON ROSTER

No.	Name	Pos.	Cl.	Ht\Wt.	Hometown/HS (Last School)
2	Danny Collins	DB	Fr-R	6-2\195	Council Rock H.S./Newtown, Pa.
3	Raymond White	DB	So.	6-0\210	Snow Hill H.S./Pocomoke, Md.
4	Chris Patterson	LB	Fr-R	6-0\190	Northwest H.S./Germantown, Md.
6	Hakeem Moore	WR	Fr-R	6-0\165	Courtland H.S./Fredericksburg, Va.
7	Jeff Snow	DB	Sr.	5-11\182	Brother Rice H.S./Southfield, Mich.
8	Nick Oates	WR	Fr-R	6-0\180	Springbrook H.S./Silver Spring, Md.
9	Andrew Lee	DB	So.	6-0\200	Liberty H.S./Bethlehem, Pa.
10	Jake Long	DB	So.	6-1\205	Pine-Richard H.S./Mars, Pa.
11	Bill Shears	P	Jr.	6-4\230	Mathews County H.S./Susan, Va.
12	Andrew Daley	QB	Fr-R	6-3\225	Eastern H.S./Gibbsboro, N.J.
13	Sean Schaefer	QB	Sr.	6-1\205	Northern H.S./Dunkirk, Md.
14	Casey Cegles	WR	Jr.	5-10\185	Eastern H.S./Ocean City, N.J.
15	Drew Mack	DB	Sr.	6-1\205	Buena Regional H.S./Landisville, N.J.
16	Marcus Lee	WR	Sr.	6-2\195	St. John's H.S./Silver Spring, Md.
17	Blair Peterson	QB	Fr-R	6-3\210	Churchill H.S./San Antonio, Texas
18	Jeremy Jayne	QB	So.	6-1\195	Abington Heights/Clarks Summit, Pa.
19	Chris Castro	QB	So.	6-3\220	Tuscarora H.S./Frederick, Md.
20	Brent Hawkins	LB	Fr-R	6-1\195	Urbana H.S./Ijamsville, Md.
21	Kenny Rackers	DB	So.	5-10\190	Helias H.S./Fairfax, Va.
22	Jas Lee Rouson	RB	So.	5-11\225	Hun School/Flanders, N.J.
24	Damien Kinchen	RB	So.	5-11\185	Annapolis H.S./Annapolis, Md.
25	Jeremy Gardner	DB	So.	5-10\182	Coutland H.S./Spotsylvania, Va.
26	Ollie Thomas	DB	So.	5-8\186	Potomac H.S./Oxon Hill, Md.
27	Jimmy McClam	DB	Sr.	5-7\170	C.H. Flowers H.S./Seat Pleasant, Md.
28	Donte Blakey	LB	So.	6-0\220	Milton Hershey H.S./Lebanon, Pa.
29	Devon Brown	DB	Fr.	6-0\183	North Harford H.S./Jarrettsville, Md.
30	Jerry Jones	RB	So.	6-1\240	Gilman School/Baltimore, Md.
31	Matt Ray	DB	Fr-R	6-3\180	Urbana H.S./Frederick, Md.
32	Matt Castor	RB	Jr.	5-10\205	Linganore H.S./Mt. Airy, Md.
35	Mark Bencivengo	PK/P	Sr.	6-0\180	Steinert H.S./Hamilton, N.J.
36	Jordan Manning	LB	Sr.	6-0\228	St. Joseph H.S./Mays Landing, N.J.
38	Kevin Ives	DB	Fr.	6-1\185	North Stafford H.S./Stafford, Va.
39	Joshua McCants	LB	Fr-R	6-1\210	Gaithersburg H.S./Rockville, Md.
41	Alex Joseph	CB	Fr.	5-11\185	Commack H.S./Commack, N.Y.
42	John Godlasky	TE	Jr.	6-3\245	Hershey H.S./Hummelstown, Pa.
44	Tyler Wharton	RB	Fr.	6-1\225	Allegany H.S./LoVale, Md.
47	Alex Butt	LB	Jr.	6-2\215	Hereford H.S./Parkton, Md.
48	Paul Stefanik	LB	Fr-R	6-1\230	Penn-Trafford H.S./Irwin, Pa.
49	Chris Franklin	LB	Fr-R	6-1\215	Northern H.S./Dunkirk, Md.
50	J.T. Levendusky	FB	Fr-R	5-10\220	John Carroll H.S./Baldwin, Md.
51	Alex Avolio	DE	So.	6-4\240	Council Rock North H.S./Richboro, Pa.
52	Josh Root	LB	Jr.	6-2\235	Fort Hill H.S./Cumberland, Md.
55	Marcus Valentine	DT	Fr-R	6-3\250	Winslow Twp. H.S./Sicklerville, N.J.
56	Trey Dale	LB	So.	6-0\220	Snow Hill H.S./Snow Hill, Md.
57	Miguel Dean	LB	So.	5-10\215	Silver Spring, Md.
59	Scott Bullock	DT	Sr.	6-4\275	St. Augustine Prep/Egg Harbor, N.J.
60	Thurston Maffett	DT	Fr-R	6-1\272	Lake Clifton H.S./Baltimore, Md.
63	Jeremy Williams	OG	Sr.	6-2\270	Woodrow Wilson H.S./Washington, D.C.
64	Yaky Ibia	DT	So.	6-2\285	South Lakes H.S./Reston, Va.
65	Chris Ritter	OG	So.	6-3\275	Fort Hill H.S./Cumberland, Md.
66	Dan Hurley	OC	Fr-R	6-3\285	Bishop Ahr H.S./Colonia, N.J.
67	Leon Stevenson	OT	So.	6-4\292	Howard Tech/Newark, Del.
70	Austin Weibley	OG	Sr.	6-2\290	Boiling Springs HS/Mt. Holly Springs, Pa.
71	Steve Coda	OG	Jr.	6-4\295	Cranford H.S./Cranford, N.J.
72	Adam Pritts	OT	Jr.	6-6\305	Butler H.S./Valencia, Pa.
73	Steve Jordan	OC	So.	6-3\290	Central York H.S./York, Pa.
75	Antonio Logan-El	OG	So.	6-5\315	Forestville H.S./Landover, Md.
76	Dan Bridges	OT	Jr.	6-6\300	Francis Scott Key/Union Bridge, Md.
77	John Esposito	OT	Fr-R	6-6\310	Hanover Park HS/Florham Park, N.J.
79	Ryan Hanley	OG	So.	6-3\315	West Orange H.S./West Orange, N.J.
80	David Newsom	WR	So.	5-9\185	Elizabeth H.S./Elizabeth, N.J.
82	Justin Harris	WR	Fr.	5-10\173	Centennial H.S./Ellicott City, Md.
83	Steve Holmes	WR	So.	5-10\190	Old Mill H.S./Severn, Md.
85	Tommy Breaux	WR	Sr.	6-9\200	Randallstown H.S./Randallstown, Md.
86	Wes White	TE	Jr.	6-4\275	Urbana H.S./Adamstown, Md.
87	Anthony Fair	TE	Sr.	6-6\240	Mt. St. Joseph H.S./Columbia, Md.
88	Derek Waddy	WR	So.	6-0\182	St. John's H.S./Fort Washington, Md.
89	Tamba Tongu	WR	Jr.	6-0\175	Milton Hershey H.S./Rockville, Md.
90	Ben Hunolt	DE	Fr-R	6-5\250	Ironwood Ridge/Alexandria, Va.
94	Armen Melikion	DE	Fr-R	6-4\245	Charles Jordan H.S./Durham, N.C.
95	Richard Lee	DE	Jr.	6-4\257	Old Mill H.S./Severn, Md.
97	Brian Benjamin	DL	So.	5-10\265	Gwynn Park H.S./Landover Hills, Md.
98	Ryan Nash	PK	So.	5-6\160	Owings Mills H.S./Owings Mills, Md.

TOWSON NEWCOMERS

Dan Atwood _____ DB, 6-0, 190
Gaithersburg, Md./Gaithersburg

Erron Banks _____ WR, 6-1, 170
Bound Brook, N.J./Bound Brook

Colin Bass _____ OL, 6-6, 256
Frederick, Md./Thomas Johnson

Frank Beltre _____ LB, 6-3, 215
Randolph, N.J./Randolph

Brian Boateng-Botwe _____ LB, 6-1, 232
Burtonsville, Md./Gaithersburg

Dominique Booker _____ WR, 5-11, 180
Richmond, Va./Hermitage

Justin Carr _____ CB, 5-11, 170
Richmond, Va./Hermitage

Todd Cox _____ LB, 6-2, 225
New Market, Md./Linganore

Tremayne Dameron _____ RB, 5-11, 195
King George, Va./King George

Tim Farley _____ OG, 6-4, 285
Lancaster, Pa./Manheim Township

Henry Glackin _____ OT, 6-6, 265
Quarryville, Pa./Solanco

Darius Hill _____ LB, 6-1, 210
Silver Spring, Md./Springbrook

Mike Hurley _____ DE, 6-3, 250
Old Tappan, N.J./ Old Tappan

Matt Morgan _____ TE, 6-3, 232
Horseheads, N.Y./Horseheads

Rob Osborne _____ DT, 6-0, 270
Germantown, Md./Clarksburg

Brian Potts _____ QB, 6-4, 202
Middletown, Del./Caravel Academy

Trevor Walker _____ RB, 5-10, 180
Bensalem, Pa./The Pennington School

Danzel White _____ LB, 6-1, 208
Manassas, Va./C.D. Hylton

Tony Zaccarelli _____ TE, 6-3, 230
LaPlata, Md./Westlake



GORDY COMBS



PERSONAL

Birthdate

April 4, 1950

Hometown

Baltimore, Md.

Alma Mater

Towson '72

Wife

Cindi

Children

Meredith, Buggs, Kendall Ann

PLAYING CAREER

1968-69 _____ University of Dayton

1970-71 _____ Towson University

COACHING CAREER

1973 _____ Jayvee Coach/Advance Scout, Towson University

1974-78 _____ Defensive Line Coach, Towson University

1979-81 _____ Linebacker Coach, Towson University


1982 _____ Defensive Coordinator, Towson University

1983-91 _____ Asst. Head Coach/Defensive Coordinator, Towson University

1992- _____ Head Coach, Towson University

YEAR-BY-YEAR RECORD

Year	School	Record	Conf./Finish	Postseason
1992	Towson	5-5		
1993	Towson	8-2		
1994	Towson	8-2		
1995	Towson	6-4		
1996	Towson	6-4		
1997	Towson	3-7		
1998	Towson	5-6		
1999	Towson	7-4		
2000	Towson	7-4		
2001	Towson	3-7		
2002	Towson	6-5		
2003	Towson	6-6		
2004	Towson	3-8	0-8/6th (South)	
2005	Towson	6-5	3-5/T3rd (South)	
2006	Towson	7-4	4-4/3rd (South)	
2007	Towson	3-8	1-7/6th (South)	
Towson Totals		89-81	(.524)	
Career Record		89-81	(.524)	



TOWSON COACHING STAFF

Rich Bader _____	Associate Head Coach
Phil Albert _____	Offensive Coordinator
Jeff McDonald _____	Defensive Coordinator/Secondary
John Donatelli _____	Offensive Line
Jay Robinson _____	Tight Ends
Mike McGlinchey _____	Special Teams Coordinator/Running Backs
Guilian Gary _____	Passing Game Coordinator/Wide Receivers
Chris Leavenworth _____	Outside Linebackers
Konstantinos Kosmakos _____	Offensive Line Assistant
Spencer Booth _____	Student Assistant Coach
Terrance Brooks _____	Strength Coach

ALL-TIME TOWSON COACHING RECORDS

Coach	Years	Record	Pct.	Conf.	Pct.
Carl Runk	1969-71	11-14-1	.397		
Phil Albert	1972-91	117-91-3	.562		
Gordy Combs	1992-	89-81	.524	8-24	.250



TEAM STATISTICS

Table with columns for Towson and Opponent, listing various statistics such as SCORING, FIRST DOWNS, RUSHING YARDAGE, PASSING YARDAGE, and TOTAL OFFENSE.

INDIVIDUAL PASSING

Table with columns: Name, GP, Effic, Att-Cmp-Int, Pct, Yds, TD, Long, Avg/G. Lists passing stats for Sean Schaefer, Andrew Goldbeck, Marcus Lee, Nick Williams, and TEAM.

INDIVIDUAL RUSHING

Table with columns: Name, GP, Att, Gain, Loss, Net, Avg, TD, Long, Avg/G. Lists rushing stats for Nick Williams, Rasheed McClauide, Matt Castor, Paul Perry, Bill Shears, Andrew Goldbeck, and Sean Schaefer.

INDIVIDUAL RECEIVING

Table with columns: Name, GP, No, Yds, Avg, TD, Long, Avg/G. Lists receiving stats for Marcus Lee, Demetrius Harrison, Paul Perry, Dayron Arnold, Nick Williams, Casey Cegles, Tommy Breaux, Tamba Tongu, John Godlasky, Rasheed McClauide, Hakeem Moore, and Steve Holmes.

INDIVIDUAL DEFENSIVE LEADERS

Table with columns: Name, GP, Solo, Ast, Total, TFL/Yds, Sacks, Pass Def, Fumbles, Blkd Kick, Saf. Lists defensive stats for Brian Bradford, Maurice Wilkins, John Webb, Drew Mack, Kenny Scott, Jordan Manning, Ollie Thomas, Eric Clark, Jeremy Gardner, and Raymond White.

2007 GAME-BY-GAME

Table with columns: Date, Time, Opponent, Att, TOW, OPP, Run, Pass, Offense, Defense, TO. Lists game-by-game statistics for the 2007 season.



TOWSON YEAR-BY-YEAR RESULTS

Year	Overall	Conference	Coach
1969	4-4-1		Carl Runk
1970	6-2		Carl Runk
1971	1-8		Carl Runk
1972	1-9		Phil Albert
1973	4-4		Phil Albert
1974	10-0		Phil Albert
1975	6-4		Phil Albert
1976	10-3		Phil Albert
1977	5-4-1		Phil Albert
1978	7-3		Phil Albert
1979	9-1		Phil Albert
1980	5-5		Phil Albert
1981	5-5		Phil Albert
1982	7-4		Phil Albert
1983	10-2		Phil Albert
1984	9-4		Phil Albert
1985	7-2-1		Phil Albert
1986	8-3-1		Phil Albert
1987	4-6		Phil Albert
1988	5-5		Phil Albert
1989	2-8		Phil Albert
1990	2-9		Phil Albert
1991	1-10		Phil Albert
1992	5-5		Gordy Combs
1993	8-2		Gordy Combs
1994	8-2		Gordy Combs
1995	6-4		Gordy Combs
1996	6-4		Gordy Combs
1997	3-7		Gordy Combs
1998	5-6		Gordy Combs
1999	7-4		Gordy Combs
2000	7-4		Gordy Combs
2001	3-7		Gordy Combs
2002	6-5		Gordy Combs
2003	6-6		Gordy Combs
2004	3-8	0-8	Gordy Combs
2005	6-5	3-5	Gordy Combs
2006	7-4	4-4	Gordy Combs
2007	3-8	1-7	Gordy Combs



Towson's Marcus Lee is one of seven offensive starters returning for the Tigers after he logged Second Team All-Conference wide receiver honors last season.





QUICK FACTS

Location _____ Villanova, Pa.
 Enrollment _____ 6,240
 Nickname _____ Wildcats
 Colors _____ Blue & White
 Website _____ www.villanova.com
 Stadium _____ Villanova Stadium
 Stadium Capacity _____ 12,000
 Stadium Surface _____ Artificial Grass
 President _____ Rev. Peter M. Donohue, OSA
 Athletics Director _____ Vince Nicastro
 Head Coach _____ Andy Talley
 Head Coach Alma Mater, Year _____ Southern Connecticut, 1967
 Football Contact _____ Dean Kenefick, Assoc. AD/Communications
 Football Contact Email _____ dean.kenefick@villanova.edu
 Football Contact Office Phone _____ 610-519-6514
 Lettermen Returning/Lost _____ 33/8
 Offensive Starters Returning/Lost _____ 8/3
 Defensive Starters Returning/Lost _____ 9/2

2008 SCHEDULE

Date	Opponent	Location	Series Record
Aug. 30	at West Virginia	Morgantown, W. Va.	1-4
Sept. 13	LEHIGH	Villanova, Pa.	4-5
Sept. 20	at Penn	Philadelphia, Pa.	7-5
Sept. 27	*RICHMOND	Villanova, Pa.	18-9
Oct. 4	*at William and Mary	Williamsburg, Va.	10-14-1
Oct. 18	*at Rhode Island	Kingston, R.I.	12-2
Oct. 25	*JAMES MADISON	Villanova, Pa.	7-8
Nov. 1	*at Northeastern	Brookline, Mass.	9-5
Nov. 8	*NEW HAMPSHIRE	Villanova, Pa.	9-8
Nov. 15	*TOWSON	Villanova, Pa.	2-2
Nov. 22	*at Delaware	Newark, Del.	20-20-1

* - CAA Football Game
 Home Games in CAPS - Schedule subject to change



HEAD COACH:
 Andy Talley

Overall Record (Years):
 183-116-2 (28 years)
 Record at School (Years):
 155-98-1 (23 years)



Rev. Peter M.
 Donohue, OSA
 President



Vince Nicastro
 Athletics Director



Dean Kenefick
 Football SID


2007 RESULTS -- 7-4, 5-3 CAA

Home Stadium: Villanova Stadium (12,000)

Home: 5-0 Away: 2-4 vs. Division: 3-2 vs. Top 25 (CCA): 2-3
 Total Home Attendance: 45,997 Average Home Attendance: 9,199

Sept. 1	[-/rv]	at Maryland [E360]	L 14-31	50,389
Sept. 8	[rv/-]	at Lehigh {rv/-}	W 30-20	9,261
Sept. 15	[rv/rv]	MAINE {-/rv}	W 24-17 (OT)	11,117
Sept. 22	[rv/rv]	PENN [CN8] {rv/-}	W 34-14	8,721
Sept. 29	[rv/rv]	at James Madison [CSN] {9/9}	L 7-35	15,035
Oct. 6	[-/rv]	WILLIAM AND MARY {rv/-}	W 63-24	8,721
Oct. 13	[rv/rv]	at Massachusetts {4/4}	L 24-32 (OT)	16,174
Oct. 27	[rv/rv]	HOFSTRA [CN8] {15/15}	W 35-31	6,621
Nov. 3	[25/23]	at Richmond [CN8] {11/11}	L 27-35	7,126
Nov. 10	[rv/rv]	at Towson [CN8]	W 14-12	3,959
Nov. 17	[rv/rv]	DELAWARE [CN8] {9/9}	W 16-10	10,817

CAA Team's Coaches & Sports Network Rankings listed prior to Opponent/Opponent's Coaches & Sports Network Rankings listed after Opponent at time game was played



WIDE RECEIVER PHIL ATKINSON



ALL-STAR CANDIDATES



PHIL ATKINSON

Senior - Wide Receiver
5-11 - 190 - Media, Pa.

-- Dual threat performer as a receiver and a runner

-- Led Villanova in touchdown receptions in 2007 with eight

-- Tallied a career-high 32 receptions for 324 yards and a career-best eight touchdowns in 2007.

ATKINSON'S CAREER STATS							
YEAR	GP	No.	Yds	TD	Long	Avg/G	Avg/C
2005	9	10	110	0	38	12.22	11.00
2006	11	29	361	1	37	32.82	12.45
2007	11	32	324	8	47	29.45	10.12
Career	31	71	795	9	47	25.65	11.20



MATT SZCZUR

Soph. - Wide Receiver
5-11 - 190 - Erma, N.J.

-- One of the team's top all-around players due to his ability to be a receiver and a runner, in addition to being a standout on special teams.

-- Ranked third on the team in rushing last year with 173 yards on 23 carries for an average of 7.5 yards per rush.

-- Ranked second on the team last season in all-purpose yards with an average

of 87.0 all-purpose yards per contest.

-- Team's top punt returner last year with 17 returns for 165 yards

-- Had 13 tackles, one forced fumble and one fumble recovery as a special teams player

SZCZUR'S CAREER STATS							
YEAR	GP	No.	Yds	TD	Long	Avg/G	Avg/C
2007	11	15	124	0	29	11.27	8.27
Career	11	15	124	0	29	11.27	8.27



TIM KUKUCKA

Junior - Defensive Line
6-3 - 255 - Wall, N.J.


-- Named second team All-CAA in 2007

-- Led Villanova during the 2007 season in tackles for loss with 12 and forced fumbles with three and he ranked second on the team in sacks with seven.

-- Has 8.5 quarterback sacks and 15.5 tackles for loss in 21 career games.

-- Named CAA Defensive Player of the Week on Nov. 12, 2007 for his effort against Towson when he recorded five solo tackles, three tackles for loss, two sacks and two forced fumbles.

KUKUCKA'S CAREER STATS						
YEAR	GP	S-A-Tackles	SK/TFL	Int	PBU	FF/FR
2006	10	10-10-20	1.5/3.5	0	2	1/0
2007	11	31-9-40	7.0/12.0	0	1	3/1
Career	21	41-19-60	8.5/15.5	0	3	4/1



ANTWON YOUNG

Junior - Quarterback
6-4 - 215 - Ft. Lauderdale, Fla.

-- Started the first six games at quarterback in 2007 before suffering a season-ending injury in week six.

-- In six games last year, he completed 99-of-153 (64.7%) for 1,192 yards to go with 14 touchdowns and four interceptions.

-- Threw for a career-high four touchdown passes while completing 20-of-26

for 216 yards in a win over William & Mary

YOUNG'S CAREER STATS										
----- Passing -----							--- Rushing ---			
YEAR	GP	Att.-Comp.-Int.	Yds.	TD	Lg.	Att.	Yds.	TD		
2005	5	7-12-0	76	0	25	5	27	0		
2007	6	99-153-4	1192	14	67	72	151	2		
Career	11	106-165-4	1268	14	67	77	178	2		



2008 VILLANOVA ROSTER

No.	Name	Pos.	Cl.	Ht\Wt.	Hometown/HS (Last School)
1	James Pitts	DB	Fr.	6-1\180	Montclair, N.J./Montclair
2	Darrel Young	LB	Sr.	5-11\245	Amityville, N.Y./Amityville
3	Brandyn Harvey	WR	Jr.	6-3\195	Spring Valley, Calif./Monte Vista
4	Matthew Szczur	WR	So.	5-11\195	Erma, N.J./Lower Cape May Regional
5	Antwon Young	QB	Jr.	6-4\215	Ft. Lauderdale, Fla./ Plantation
6	Justin Murrell	DB	Jr.	5-9\190	Bradenton, Fla./ Manatee
7	Jarred Corey	DB	So.	5-10\180	Davie, Fla./Western
8	Luca Ragone	RB	Jr.	5-11\220	Wyckoff, N.J./ Ramapo
9	Marquis Kirkland	LB	So.	5-11\250	Syracuse, N.Y./Henninger
10	Thomas Teel	DB	So.	5-10\205	Dumont, N.J./ Dumont
11	Phil Atkinson	WR	Sr.	5-11\185	Media, Pa./Strath Haven
12	Christian Culicerto	QB	Fr.	5-11\170	Charlotte, N.C./ Charlotte Catholic
13	Martel Moody	DB	So.	6-0\180	Tampa, Fla./ Jefferson
14	Ross Ventrone	DB	Jr.	5-9\185	Pittsburgh, Pa./ Chartiers Valley (Pitt)
15	Dominic Scarnecchia	DB	RFr.	5-10\185	Youngstown, Ohio/Cardinal Mooney
16	Marlon Calbi	QB	Fr.	5-11\180	Monclair, N.J./ Monclair
17	Chris Whitney	QB	So.	6-2\225	Warminster, Pa./St. Joseph's Prep
18	Anthony Johnson	LB	So.	5-10\215	Atlanta, Ga./Grady
19	Chris Johnson	QB	Fr.	6-1\200	Philadelphia, Pa./Roman Catholic
20	Michael Reynolds	RB	Fr.	5-7\165	Moorestown, N.J./ Moorestown
21	John Dempsey	DB	So.	6-0\205	Secane, Pa./Cardinal O'Hara
22	Angelo Babbaro	RB	So.	5-9\190	Canfield, Ohio/Canfield
23	Johnnie Davis	DB	Jr.	5-9\160	San Diego, Calif./ Serra
24	Lawrence Doss	RB	Fr.	5-8\175	Bellflower, Calif./St. John Bosco
25	Aaron Ball	RB	So.	5-9\200	Los Angeles, Calif./Cabrillo
26	Kelvin Johnson	DB	Fr.	5-11\185	Philadelphia, Pa./ William Penn Charter
27	Joshua Potts	DB	Fr.	5-10\190	Harrisburgh, Pa./Harrisburgh
28	Salim Koroma	KR/DB	Sr.	5-6\150	Germantown, Md./ Northwest
29	Anthony Lucidonio	RB	Sr.	5-7\185	Havertown, Pa./ Cardinal O'Hara
30	John Nelson	PK	So.	5-5\160	Newtown, Conn./ Newtown
31	Joe Marcoux	PK	Sr.	6-4\210	Campbell Hall, N.Y./ Don Bosco Prep
32	Tony Canci	RB	Sr.	6-0\215	Brookhaven, Pa./ Sun Valley
33	Shawn Smith	WR	Jr.	5-10\200	Sinking Spring, Pa./Wilson
34	Louis Adeyemi	RB	So.	5-11\205	Los Angeles, Calif./Santa Monica
35	Matt Little	RB	So.	5-9\180	Richboro, Pa./ Archbishop Wood
36	Vince Peterson	DB	Fr.	6-1\185	Warren, Ohio/ Howland
37	Matthew Fritz	RB	Jr.	5-10\190	Gilbertsville, Pa./ Boyertown
38	Mark Carrocce	DB	Fr.	5-9\175	Canfield, Ohio/ Canfield
39	Frederick Maldonado	DB	So.	5-11\185	West Chester, Pa./West Chester East
40	Delano Ferguson	LB	Fr.	6-1\225	Silver Spring, Md./ John F. Kennedy
41	Aaron Grey	LB	Fr.	5-9\180	Lake Forest, Calif./ El Toro
42	Jacob Wade	LB	Jr.	6-0\225	Silver Spring, Md./ Montgomery Blair
44	Trey Jayroe	DL	Jr.	6-1\250	Norcross, Ga./ Norcross
45	Brian Janiak	LB	Jr.	5-11\220	Hilton Head Island, S.C./ Hilton Head
46	Jeremy Rodriguez	LB	Fr.	6-2\200	Laureldale, Pa./Muhlenburg
47	Sean Morrissey	LS	Jr.	6-2\205	Rockville, Md./ Our Lady of Good Counsel
48	Will Thompson	LS	Jr.	6-1\220	Glen Arm, Md./ Loyola Blakefield
49	Nick Yako	K	Fr.	5-11\195	Cleveland, Ohio/ St. Ignatius
50	Stephen Vandenberg	LB	Fr.	5-11\220	Marlton, N.J./ Camden Catholic
51	Joe Makoid	DL	Fr.	6-0\245	Warminster, Pa./ Archbishop Wood
52	Greg Miller	DL	Sr.	6-3\250	Willow Grove, Pa./ Abington
53	Steven Pizzella	LB	Fr.	5-11\220	Palos Verdes Estates, Calif./ Palos Verdes
54	Terence Thomas	LB	So.	6-0\220	Lawrenceville, N.J./Lawrenceville School
55	Thomas Weaver	OL	So.	6-1\300	Irvington, N.J./Irvington
56	Tim Kukucka	DE	Jr.	6-3\250	Wall, N.J./ Wall
57	Damian Kelley	DE	Jr.	6-4\245	Wyoming, Ohio/ Wyoming
58	Marlon Johnson	DE	Fr.	6-4\250	Baltimore, Md./ St. Mary's
59	Emmett Lydon	LB	Fr.	6-0\220	Rocky River, Ohio/ St. Ignatius
60	Brian Brannigan	OL	Jr.	6-3\285	Clementon, N.J./ St. Joseph
61	Michael Sheridan	OL	Sr.	6-2\310	Cleveland, Ohio/ St. Ignatius
65	Gene Oakley	OL	So.	6-3\285	Harrington Park, N.J./Old Tappan
67	Brant Clouser	OL	So.	6-3\290	Altoona, Pa./Altoona
70	Jonathan Bugli	OL	Jr.	6-5\285	Newburyport, Mass./ Newburyport
71	Benjamin Ijalana	OL	So.	6-4\325	Hainesport, N.J./Rancocas Valley
74	Chris Otten	OL	So.	6-1\285	Ardmore, Pa./21st Century Cyber Charter School
75	Izzy Bauta	OL	Sr.	6-4\300	Brooklyn, N.Y./ Poly Prep (Duke)
76	Ryan Bennett	OL	RFr.	6-5\275	Somerville, N.J./Immaculata
77	Travis Poston	OL	Fr.	6-6\310	Horsham, Pa./ Hotboro-Horsham
79	Chidozie Ekweozor	OL	Fr.	6-5\280	Spring Valley, Calif./ Mount Miguel
80	Ramin Mobaserri	WR	Jr.	6-0\200	King of Prussia, Pa./Upper Merion
81	Larry Jackson	WR	Fr.	6-6\220	Fort Lauderdale, Fla./ Cardinal Gibbons
82	Thomas Loth	WR	So.	6-3\190	Woodbridge, Va./ Stonewall Jackson
83	Zach Ugarte	P	Jr.	5-11\195	Ocklawaha, Fla./Trinity Catholic
84	Dorian Wells	WR	Fr.	5-9\180	West Covina, Calif./ South Hills
85	Eric Predatsch	TE	Jr.	6-5\240	Poughkeepsie, N.Y./ Ketchum
86	John Jackson	TE	Fr.	6-4\245	Warrington, Pa./ Central Bucks South
87	Norman White	WR	Fr.	6-4\200	Hammonton, N.J./ St. Joseph's
88	Blaise Butler	TE	Fr.	6-7\250	Ardmore, Pa./ Haverford School
89	Stephen Pimm	TE	Sr.	6-4\245	Tampa, Fla./ Chamberlain
90	Chris Farmer	DL	So.	6-5\265	Philadelphia, Pa./ West Catholic
91	Osayi Osunde	LB	Jr.	6-1\235	Bloomsburg, Pa./ Central Columbia
92	Connor Nelson	LB	Fr.	6-0\215	Holmdel, N.J./ Holmdel
94	Phil Matusz	DL	Jr.	6-3\280	Greenville, Pa./ Greenville
96	David Dalessandro	DL	Sr.	6-3\265	Pittsburgh, Pa./North Hills
97	Alex Behm	DL	So.	6-1\230	Los Angeles, Calif./ Loyola
98	Donald Davis	DL	Fr.	6-4\250	Glassboro, N.J./ Glassboro
99	Michael Holland	LB	Jr.	6-0\230	Margate, N.J./ Holy Spirit

**VILLANOVA
NEWCOMERS**

Donald Davis	DL, 6-4, 250
Glassboro, N.J./ Glassboro	
Lawrence Doss	RB, 5-8, 175
Bellflower, Calif./ St. John Bosco	
Chidozie Ekweozor	OL, 6-5, 280
Spring Valley, Calif./ Mount Miguel	
Delano Ferguson	LB, 6-1, 225
Silver Spring, Md./ John F. Kennedy	
John Jackson	TE, 6-4, 245
Warrington, Pa./ Central Bucks South	
Larry Jackson	WR, 6-6, 220
Ft. Lauderdale, Fla./ Cardinal Gibbons	
Chris Johnson	QB, 6-1, 200
Philadelphia, Pa./ Roman Catholic	
Marlon Johnson	DE, 6-4, 250
Baltimore, Md./ St. Mary's	
Joe Makoid	DL, 6-0, 245
Warminster, Pa./ Archbishop Wood	
Vince Peterson	DB, 6-1, 185
Warren, Ohio/ Howland	
Jimmy Pitts	DB, 6-1, 180
Montclair, N.J./ Montclair	
Travis Poston	OL, 6-6, 310
Horsham, Pa./ Hatboro-Horsham	
Joshua Potts	DB, 5-10, 190
Harrisburg, Pa./ Harrisburg	
Jeremy Rodriguez	LB, 6-2, 200
Laureldale, Pa./ Muhlenburg	
Dorian Wells	WR, 5-9, 180
West Covina, Calif./ South Hills	
Norman White	WR, 6-4, 200
Hammonton, N.J./ St. Joseph's	
Nick Yako	PK, 5-11, 195
Cleveland, Ohio/ St. Ignatius	



ANDY TALLEY



PERSONAL

Birthdate

April 6, 1943

Hometown

Berwyn, Pa.

Alma Mater

Southern Connecticut '67

Wife

Arlene

Children

Josh, Gina

PLAYING CAREER

1964-67 _____ Southern Connecticut University

COACHING CAREER

1967-68 _____ Assistant Coach, Simsbury (Conn.) High School

1969 _____ Defensive Secondary Coach, Springfield College

1970-72 _____ Backfield Coach, Middlebury College

1973-78 _____ Backfield Coach, Brown University

1979-83 _____ Head Coach, St. Lawrence University

1984- _____ Head Coach, Villanova University

VILLANOVA COACHING STAFF

- Mark Ferrante _____ Assistant Head Coach/Offensive Line
- Mark Reardon _____ Defensive Coordinator/Secondary
- Sam Venuto _____ Offensive Coordinator/Quarterbacks
- Brian Flinn _____ Recruiting Coordinator/Wide Receivers
- Billy Crocker _____ Defensive Line
- Darrius Smith _____ Running Backs/Tight Ends
- Clint Wiley _____ Linebackers/Special Teams Coordinator
- Michael George _____ Offensive Assistant
- David Riede _____ Offensive Assistant
- Daniel Blume _____ Defensive Assistant

YEAR-BY-YEAR RECORD

Year	School	Record	Conf./Finish	Postseason
1979	St. Lawrence	3-6		
1980	St. Lawrence	5-4		
1981	St. Lawrence	5-4		
1982	St. Lawrence	10-1		NCAA (D-III) Semis
1983	St. Lawrence	5-3-1		
<i>St. Lawrence Totals</i>		<i>28-18-1 (.606)</i>		
1985	Villanova	4-0		
1986	Villanova	8-1		
1987	Villanova	6-4		
1988	Villanova	5-5-1	4-4/T3rd	
1989	Villanova	8-4	6-2/T1st	NCAA
1990	Villanova	6-5	5-3/T2nd	
1991	Villanova	10-2	7-1/T1st	NCAA
1992	Villanova	9-3	6-2/2nd	NCAA
1993	Villanova	3-8	1-7/6th (Mid-Atlantic)	
1994	Villanova	5-6	2-6/T4th (Mid-Atlantic)	
1995	Villanova	3-8	2-6/T5th (Mid-Atlantic)	
1996	Villanova	8-4	6-2/T2nd (Mid-Atlantic)	NCAA
1997	Villanova	12-1	8-0/1st (Mid-Atlantic)	NCAA Qtrs
1998	Villanova	6-5	4-4/T2nd (Mid-Atlantic)	
1999	Villanova	7-4	6-2/3rd	
2000	Villanova	5-6	3-5/T7th	
2001	Villanova	8-3	7-2/T1st	
2002	Villanova	11-4	6-3/T3rd	NCAA Semis
2003	Villanova	7-4	5-4/T4th	
2004	Villanova	6-5	3-5/4th (South)	
2005	Villanova	4-7	2-6/6th (South)	
2006	Villanova	6-5	5-3/2nd (South)	
2007	Villanova	7-4	5-3/T3rd (South)	
<i>Villanova Totals</i>		<i>155-98-1 (.612)</i>		
Career Record		183-116-1 (.612)		

ALL-TIME VILLANOVA COACHING RECORDS

Coach	Years	Record	Pct.	Conf.	Pct.
Michael J. Murphy	1894	1-0	1.000		
James A. McDonald	1895-96	14-6	.700		
John F. Bagley	1897-98	5-9-2	.375		
Richard F. Nallin	1899	7-2-1	.750		
John A. Powers	1900	5-1-3	.722		
John J. Egan	1901	2-3	.400		
Timothy M. O'Rourke	1902	4-3	.571		
Martin L. Caine	1903	2-2	.500		
Fred J. Crolius	1904-11	15-38-5	.302		
Charles McGeehan	1912	3-3	.500		
Thomas St. Germaine	1913	4-2-1	.643		
Frank A. Sommer	1914-15, 24	12-9-2	.565		
Edward M. Bennis	1916	1-8	.111		
Thomas M. Reap	1917-20	9-12-5	.442		
Allie C. Miller	1921-22	11-4-3	.694		
Hugh V. McGeehan	1923	0-7-1	.063		
Harry Stuhldreder	1925-35	65-25-9	.702		
Maurice J. Smith	1936-42	41-17-3	.697		
Jordan A. Olivar	1943-48	33-20-2	.618		
James R. Leonard	1949-50	12-6	.666		
Arthur F. Raimo	1951-53	16-10-1	.611		
Francis X. Reagan	1954-59	16-36	.308		
Alexander F. Bell	1960-66	35-30	.538		
John C. Gregory	1967-69	16-13	.551		
Louis A. Ferry	1970-74	20-26-1	.436		
James C. Weaver	1974	3-5	.375		
Richard Bedesem	1975-80	30-35-1	.462		
Andy Talley	1985-	155-98-1	.612	93-70	.571



TEAM STATISTICS

	Villanova	Opponent
SCORING	288	261
Points Per Game	26.2	23.7
FIRST DOWNS	194	229
Rushing	104	93
Passing	84	127
Penalty	6	9
RUSHING YARDAGE	1694	1471
Yards gained rushing	2102	1749
Yards lost rushing	408	278
Rushing Attempts	480	393
Average Per Rush	3.5	3.7
Average Per Game	154.0	133.7
TDs Rushing	11	19
PASSING YARDAGE	1893	2640
Att-Comp-Int	257-161-7	401-230-17
Average Per Pass	7.4	6.6
Average Per Catch	11.8	11.5
Average Per Game	172.1	240.0
TDs Passing	21	13
TOTAL OFFENSE	3587	4111
Total Plays	737	794
Average Per Play	4.9	5.2
Average Per Game	326.1	373.7
KICK RETURNS: #-YARDS	44-1158	39-862
PUNT RETURNS: #-YARDS	25-192	31-170
INT RETURNS: #-YARDS	17-153	7-63
KICK RETURN AVERAGE	26.3	22.1
PUNT RETURN AVERAGE	7.7	5.5
INT RETURN AVERAGE	9.0	9.0
FUMBLES-LOST	20-6	17-8
PENALTIES-YARDS	51-461	47-405
Average Per Game	41.9	36.8
PUNTS-YARDS	60-2266	49-1886
Average Per Punt	37.8	38.5
Net punt average	33.9	33.3
TIME OF POSSESSION/GAME	30:30	29:30
3RD-DOWN CONVERSIONS	60/156	68/163
3rd-Down Pct	38%	42%
4TH-DOWN CONVERSIONS	7/15	11/21
4th-Down Pct	47%	52%
SACKS BY-YARDS	25-141	35-205
MISC YARDS	0	-1
TOUCHDOWNS SCORED	36	32
FIELD GOALS-ATTEMPTS	12-18	12-19
ON-SIDE KICKS	0-1	0-1
RED-ZONE SCORES	32-39 82%	34-47 72%
RED-ZONE TOUCHDOWNS	22-39 56%	25-47 53%
PAT-ATTEMPTS	34-35 97%	29-29 100%
ATTENDANCE	45997	101944
Games/Avg Per Game	5/9199	6/16991
Neutral Site Games	0/0	0/0

INDIVIDUAL PASSING

Name	GP	Effic	Att-Comp-Int	Pct	Yds	TD	Long	Avg/G
Antwon Young	6	155.12	99-153-4	64.7	1192	14	67	198.7
Chris Whitney	6	121.24	59-100-3	59.0	616	5	42	102.7
Phil Atkinson	11	740.80	2-2-0	100.0	74	2	43	6.7
TEAM	11	0.00	0-1-0	0.0	0	0	0	0.0
Michael Bradley	10	192.40	1-1-0	100.0	11	0	11	1.1
Total.....	11	146.04	161-257-7	62.6	1893	21	67	172.1
Opponents.....	11	114.88	230-401-17	57.4	2640	13	73	240.0

INDIVIDUAL RUSHING

Name	GP	Att	Gain	Loss	Net	Avg	TD	Long	Avg/G
Matt Dicken	11	221	997	75	922	4.2	4	44	83.8
Aaron Ball	10	47	260	13	247	5.3	1	33	24.7
Matthew Szczur	11	23	183	10	173	7.5	0	40	15.7
Antwon Young	6	72	250	99	151	2.1	2	19	25.2
Chris Whitney	6	71	245	145	100	1.4	2	15	16.7
Angelo Babbaro	9	6	55	0	55	9.2	1	33	6.1
Phil Atkinson	11	19	99	50	49	2.6	1	19	4.5
Luca Ragone	10	9	13	2	11	1.2	0	5	1.1
TEAM	11	12	0	14	-14	-1.2	0	0	-1.8
Total.....	11	480	2102	408	1694	3.5	11	44	154.0
Opponents.....	11	393	1749	278	1471	3.7	19	55	133.7

INDIVIDUAL RECEIVING

Name	GP	No	Yds	Avg	TD	Long	Avg/G
Matthew Sherry	11	37	461	12.5	5	39	41.9
Phil Atkinson	11	32	324	10.1	8	47	29.5
Brandyn Harvey	10	25	435	17.4	3	60	43.5
Anton Ridley	10	16	177	11.1	1	28	17.7
Matthew Szczur	11	15	124	8.3	0	29	11.3
Matt Dicken	11	13	152	11.7	1	67	13.8
Angelo Babbaro	9	11	92	8.4	1	25	10.2
Michael Bradley	10	5	53	10.6	1	20	5.3
Luca Ragone	10	2	32	16.0	1	31	3.2
Ramin Mobasserri	8	2	20	10.0	0	16	2.5
Jonathan Hughes	9	2	12	6.0	0	10	1.3
Darrel Young	11	1	11	11.0	0	11	1.0
Total.....	11	161	1893	11.8	21	67	172.1
Opponents.....	11	230	2640	11.5	13	73	240.0

INDIVIDUAL DEFENSIVE LEADERS

	Name	GP	-----Tackles-----			TFL/Yds	-Sacks- No-Yds	-----Pass Def-----		---Fumbles---		Blkd Kick	Saf
			Solo	Ast	Total			Int-Yds	BrUp	FR-Yds	FF		
91	Osayi Osunde	11-8	36	46	82	5.0-13	1-5-8	.	.	1-0	.	1	.
2	Darrel Young	11-10	36	42	78	4.0-10	.	1-11	2
14	Ross Ventrone	11-5	38	26	64	0.5-1	.	1-0	5
54	Terence Thomas	11-10	25	34	59	4.0-21	3.0-19	1-2	1	1-0	2	.	.
27	Derek Durkin	9-7	27	20	47	.	.	1-0	3	1-0	.	.	.
96	David Dalessandro	10-8	21	21	42	4.0-12	1.5-5
13	Martel Moody	10-8	22	19	41	2.0-7	0.5-3	3-71	4
56	Tim Kukucka	11-2	31	9	40	12.0-55	7.0-34	.	1	1-17	3	.	.
16	Eugene Clay	10-9	23	17	40	.	.	2-1	.	1-0	1	.	.
6	Justin Murrell	9-6	20	19	39	1.0-3	.	1-1	3
	Total.....	11-0	439	366	805	60-245	25-141	17-153	38	8-19	13	1	.
	Opponents.....	11-0	437	408	845	89.0-383	35-205	7-63	26	6-23	10	.	.

2007 GAME-BY-GAME

Date	Time	Opponent	VILL				OPP				Offense				Defense			
			Att.	CCA	SN	CCA	SN	Run	Pass	Total	Passes	TO	Run	Pass	Total	Passes	TO	
S1	L 14-31	at Maryland	50,389		rv			11	176	187	17-28-1	1	221	207	428	23-30-3	3	
S8	W 30-20	at Lehigh	9,261	rv		rv		163	257	420	15-22-0	1	91	302	393	29-54-1	3	
S15	W 24-17 (ot)	Maine	11,117	rv	rv		rv	142	178	320	16-22-1	2	186	66	252	11-26-0	0	
S22	W 34-14	Penn	8,721	rv	rv	rv		115	241	356	16-32-1	2	45	248	293	23-42-7	8	
S29	L 7-35	at James Madison	15,035	rv	rv	9	9	77	124	201	15-23-1	1	207	300	507	25-32-0	0	
O6	W 63-24	William & Mary	8,721		rv	rv		233	272	505	22-28-0	0	70	391	461	26-48-0	3	
O13	L 24-32 (ot)	at Massachusetts	16,174	rv	rv	4	4	243	134	377	9-17-1	1	95	355	450	21-35-1	2	
O27	W 35-31	Hofstra	6,621	rv	rv	15	15	145	56	201	8-16-1	2	151	206	357	16-36-3	4	
N3	L 27-35	at Richmond	7,126	25	23	11	11	176	229	405	14-26-1	1	242	178	420	17-24-0	0	
N10	W 14-12	at Towson	3,959	rv	rv			194	127	321	17-22-0	1	27	242	269	22-37-1	1	
N17	W 16-10	Delaware	10,817	rv	rv	9	9	195	99	294	12-21-0	1	136	145	281	17-37-1	1	



VILLANOVA YEAR-BY-YEAR RESULTS

Year	Overall	Conference	Coach	Year	Overall	Conference	Coach
1894	1-0		Michael J. Murphy	1966	6-3		Alexander F. Bell
1895	4-2		James A. McDonald	1967	4-6		John C. Gregory
1896	10-4		James A. McDonald	1968	6-4		John C. Gregory
1897	3-5-1		John F. Bagley	1969	6-3		John C. Gregory
1898	2-4-1		John F. Bagley	1970	9-2		Louis A. Ferry
1899	7-2-1		Richard F. Nallin	1971	6-4-1		Louis A. Ferry
1900	5-1-3		John A. Powers	1972	2-9		Louis A. Ferry
1901	2-3		John J. Egan	1973	3-8		Louis A. Ferry
1902	4-3		Timothy O'Rourke	1974	3-8	James C. Weaver/	Louis A. Ferry
1903	2-2		Martin L. Caine	1975	4-7		Richard Bedesem
1904	4-2-1		Fred J. Crolius	1976	6-4-1		Richard Bedesem
1905	3-7		Fred J. Crolius	1977	4-7		Richard Bedesem
1906	3-7		Fred J. Crolius	1978	5-6		Richard Bedesem
1907	1-5-1		Fred J. Crolius	1979	5-6		Richard Bedesem
1908	1-6		Fred J. Crolius	1980	6-5		Richard Bedesem
1909	3-2		Fred J. Crolius	1985	5-0		Andy Talley
1910	0-4-2		Fred J. Crolius	1986	8-1		Andy Talley
1911	0-5-1		Fred J. Crolius	1987	6-4		Andy Talley
1912	3-3		Charles McGeehan	1988	5-5-1	4-3	Andy Talley
1913	4-2-1	Thomas St. Germaine		1989	8-4	6-2	Andy Talley
1914	4-3-1	Frank A. Sommer		1990	6-5	5-3	Andy Talley
1915	6-1	Frank A. Sommer		1991	10-2	7-1	Andy Talley
1916	1-8	Edward M. Bennis		1992	9-3	6-2	Andy Talley
1917	0-3-2	Thomas M. Reap		1993	3-8	1-7	Andy Talley
1918	3-2	Thomas M. Reap		1994	5-6	2-6	Andy Talley
1919	5-3-1	Thomas M. Reap		1995	3-8	2-6	Andy Talley
1920	1-4-2	Thomas M. Reap		1996	8-4	6-2	Andy Talley
1921	6-1-2	Allie C. Miller		1997	12-1	8-0	Andy Talley
1922	5-3-1	Allie C. Miller		1998	6-5	4-4	Andy Talley
1923	0-7-1	Hugh V. McGeehan		1999	7-4	6-1	Andy Talley
1924	2-5-1	Frank A. Sommer		2000	5-6	3-5	Andy Talley
1925	6-2-1	Harry Stuhldreher		2001	8-3	7-2	Andy Talley
1926	6-2-1	Harry Stuhldreher		2002	11-4	6-3	Andy Talley
1927	6-1	Harry Stuhldreher		2003	7-4	5-4	Andy Talley
1928	7-0-1	Harry Stuhldreher		2004	6-5	3-5	Andy Talley
1929	7-2-1	Harry Stuhldreher		2005	4-7	2-6	Andy Talley
1930	5-5	Harry Stuhldreher		2006	6-5	5-3	Andy Talley
1931	4-3-2	Harry Stuhldreher		2007	7-4	5-3	Andy Talley
1932	7-2	Harry Stuhldreher					
1933	7-2-1	Harry Stuhldreher					
1934	3-4-2	Harry Stuhldreher					
1935	7-2	Harry Stuhldreher					
1936	7-2-1	Maurice J. Smith					
1937	8-0-1	Maurice J. Smith					
1938	8-0-1	Maurice J. Smith					
1939	6-2	Maurice J. Smith					
1940	4-5	Maurice J. Smith					
1941	4-4	Maurice J. Smith					
1942	4-4	Maurice J. Smith					
1943	5-3	Jordan A. Olivar					
1944	4-4	Jordan A. Olivar					
1945	4-4	Jordan A. Olivar					
1946	6-4	Jordan A. Olivar					
1947	6-3-1	Jordan A. Olivar					
1948	8-2-1	Jordan A. Olivar					
1949	8-1	James R. Leonard					
1950	4-5	James R. Leonard					
1951	5-3	Arthur F. Raimo					
1952	7-1-1	Arthur F. Raimo					
1953	4-6	Arthur F. Raimo					
1954	1-9	Francis X. Reagan					
1955	1-9	Francis X. Reagan					
1956	5-4	Francis X. Reagan					
1957	3-6	Francis X. Reagan					
1958	6-4	Francis X. Reagan					
1959	1-9	Francis X. Reagan					
1960	2-8	Alexander F. Bell					
1961	8-2	Alexander F. Bell					
1962	7-3	Alexander F. Bell					
1963	5-4	Alexander F. Bell					
1964	6-2	Alexander F. Bell					
1965	1-8	Alexander F. Bell					





QUICK FACTS

Location _____ Williamsburg, Va.
 Enrollment _____ 5,500
 Nickname _____ Tribe
 Colors _____ Green, Gold & Silver
 Website _____ www.tribeathletics.com
 Stadium _____ Cary Field at Walter J. Zable Stadium
 Stadium Capacity _____ 12,259
 Stadium Surface _____ Artificial Grass
 Interim President _____ W. Taylor Reveley, III
 Athletics Director _____ Terry Driscoll
 Head Coach _____ Jimmye Laycock
 Head Coach Alma Mater, Year _____ William and Mary, 1970
 Football Contact _____ Pete Clawson, Asst. AD/Media Relations
 Football Contact Email _____ pmclaw@wm.edu
 Football Contact Office Phone _____ 757-221-3369
 Lettermen Returning/Lost _____ 35/13
 Offensive Starters Returning/Lost _____ 9/2
 Defensive Starters Returning/Lost _____ 9/2

2008 SCHEDULE

Date	Opponent	Location	Series Record
Sept. 6	at NC State	Raleigh, N.C.	8-9
Sept. 13	VMI	Williamsburg, Va.	50-33
Sept. 20	NORFOLK STATE	Williamsburg, Va.	2-0
Oct. 4	*VILLANOVA	Williamsburg, Va.	14-10
Oct. 11	*at New Hampshire	Durham, N.H.	9-2
Oct. 18	*at Delaware	Newark, Del.	12-20
Oct. 25	*RHODE ISLAND	Williamsburg, Va.	9-2
Nov. 1	*at Towson	Towson, Md.	5-0
Nov. 8	*NORTHEASTERN	Williamsburg, Va.	10-2
Nov. 15	*at James Madison	Harrisonburg, Va.	14-16
Nov. 22	*RICHMOND	Williamsburg, Va.	59-53-5

* - CAA Football Game
 Home Games in CAPS - Schedule subject to change

2007 RESULTS -- 4-7, 2-6 CAA

Home Stadium: Cary Field at Walter J. Zable Stadium (12,259)

Home: 2-3 Away: 2-4 vs. Division: 1-4 vs. Top 25 (CCA): 0-4
 Total Home Attendance: 53,499 Average Home Attendance: 10,699

Aug. 30	DELAWARE [CN8] {21/19}	L 31-49	11,639
Sept. 8	at VMI	W 63-16	6,830
Sept. 15	[rv/-] LIBERTY {rv/rv}	W 48-41 (OT)	9,329
Sept. 22	[rv/rv] at Virginia Tech	L 3-44	66,233
Sept. 29	[rv/-] TOWSON {-/rv}	W 27-22	10,094
Oct. 6	[rv/-] at Villanova {-/rv}	L 24-63	8,721
Oct. 13	at Maine [WABI]	W 21-20	7,122
Oct. 27	[rv/-] MASSACHUSETTS {4/4}	L 34-48	10,178
Nov. 3	[rv/-] at Hofstra {20/20}	L 14-38	3,151
Nov. 10	JAMES MADISON {15/16}	L 34-55	12,259
Nov. 17	at Richmond [CSN] {8/7}	L 20-31	7,652

CAA Team's Coaches & Sports Network Rankings listed prior to Opponent/Opponent's Coaches & Sports Network Rankings listed after Opponent at time game was played



HEAD COACH:
 Jimmye Laycock

Overall Record (Years):
 182-134-2 (28 years)

Record at School (Years):
 182-134-2 (28 years)




W. Taylor Reveley, III
 Interim President



Terry Driscoll
 Athletics Director



Pete Clawson
 Football SID



QUARTERBACK JAKE PHILLIPS



ALL-STAR CANDIDATES



DEREK COX
Senior - Defensive Back
6-1 - 186 - Winterville, N.C.

-- 2007 Third Team All-CAA Defensive Selection who enters 2008 having seen action in 33 career games and will be one of the league's top covermen.

-- Led the Tribe with three interceptions, which also tied for second in the CAA. His career total of five is also tops on the squad.

-- Recorded five pass breakups on the season, good for eighth in the CAA, and now has 15 break ups in his career.

-- Earned CAA Defensive Player of the Week after his two-interception performance against Towson.

COX'S CAREER STATS

YEAR	GP	S-A-Tackles	SK/TFL	Int	PBU	FF/FR
2004	1	0-1-1	0.0/0.5	0	0	0/0
2005	10	12-7-19	0.0/0.0	1	1	1/0
2006	11	41-18-59	0.0/0.5	1	9	0/2
2007	11	35-16-51	0.0/3.5	3	5	0/0
Career	33	88-42-130	0.0/4.5	5	15	1/2



ELLIOTT MACK
Senior - Wide Receiver
6-0 - 195 - Irvington, N.J.

-- 2007 Third Team All-CAA Offensive Selection who enters 2008 looking to have a breakout senior season.

-- Led the Tribe in Receiving Yards (849) and catches (46). His average of 77.2 yards per game ranked fifth in the CAA.

-- Went over the 100-yard receiving mark three times on the season against Villanova (105), JMU (128), and Richmond (201).

-- A deep scoring threat turned in scoring plays of 73, 61, and 52 yards on the season.

MACK'S CAREER STATS

YEAR	GP	No.	Yds	TD	Long	Avg/G	Avg/C
2005	9	21	371	4	47	41.22	17.67
2006	10	20	225	2	32	22.50	11.25
2007	11	46	849	5	73	77.18	18.46
Career	30	87	1445	11	73	48.17	16.61



JAKE PHILLIPS
Senior - Quarterback
6-3 - 209 - Warm Springs, Va.

-- 2007 Third Team All-CAA Offensive Selection who will enter the year as one of the league's most experienced signal callers.


-- Finished third in the CAA in Passing Average per Game (245.6 yards/game) and Total Offense (272.1 yards/game).

-- For his career, has produced a total of 50 scores (36 passing/14 rushing) in just 28 appearances, an average of 1.8 per game.

-- Phillips has made a name for himself in the Tribe record book, as he has cracked the top 10 in Passing Yards (7th, 4786), Total Offense (8th, 5236), Passing Attempts (8th, 360), Pass Completions (8th, 360), and Touchdown Passes (8th, 35).

PHILLIPS' CAREER STATS

YEAR	GP	----- Passing -----					--- Rushing ---		
		Att.-Comp.-Int.	Yds.	TD	Lg.	Att.	Yds.	TD	
2005	9	110-159-5	1427	11	47	62	166	8	
2006	7	70-141-3	763	5	46	51	67	1	
2007	11	190-336-7	2801	19	73	99	192	5	
Career	27	370-636-15	4991	35	73	212	425	14	



ADRIAN TRACY
Junior - Defensive Line
6-4 - 244 - Sterling, Va.

-- One of league's most explosive defensive ends. Tracy enters the season having started 22-straight games and possesses the athleticism to be premier pass rusher.

-- Has led the Tribe in tackles for losses in each of the last two seasons, recording a Tribe freshman record 15 in 2006.

-- Played his best game of season against BCS opponent, Va. Tech, as he racked up three tackles for a total of 11 yards in losses.

-- Forced one fumble against Richmond.

-- Intercepted a pass against UMass.

TRACY'S CAREER STATS

YEAR	GP	S-A-Tackles	SK/TFL	Int	PBU	FF/FR
2006	11	28-42-70	6.0/15.5	0	2	2/0
2007	11	33-30-63	3.0/9.5	1	1	1/0
Career	22	61-72-133	9.0/25.0	1	3	3/0



2008 WILLIAM AND MARY ROSTER


No.	Name	Pos.	Cl.	Ht\Wt.	Hometown/HS (Last School)
2	Elliott Mack	WR	R-Sr.	6' 0" \ 195	Irvington, N.J. \ Delbarton
3	Marshall Dill	WR	R-So.	5' 10" \ 180	Woodbridge, Va. \ C.D. Hylton
4	D.J. McAulay	WR	R-Jr.	5' 11" \ 180	New Haven, Conn. \ Westminster School
5	Michael Pigram	LB	Sr.	5' 10" \ 219	Hopewell, Va. \ Hopewell
6	David Caldwell	S	Jr.	5' 11" \ 213	Montclair, N.J. \ Lawrenceville School
7	Mike Callahan	QB	R-So.	5' 11" \ 190	Mountville, Pa. \ Hempfield
8	DeBrian Holmes	RB	R-Sr.	5' 9" \ 198	Fort Eustis, Va. \ Woodside
9	Max Harris	CB	Jr.	5' 10" \ 181	Marietta, Ga. \ Sprayberry
11	Jake Phillips	QB	R-Sr.	6' 3" \ 209	Warm Springs, Va. \ Bath County
14	William Honbarrier	QB	R-Fr.	6' 2" \ 190	Bedford, Va. \ Jefferson Forrest
15	Chase Hill	WR	R-So.	6' 2" \ 192	Virginia Beach, Va. \ Princess Anne
16	R.J. Archer	QB	R-Jr.	6' 2" \ 218	Earlsville, Va. \ Albemarle
17	Robert Livingston	S	R-Jr.	6' 3" \ 195	Hendersonville, N.C. \ The Hun School
18	Terrance Schmand	QB	R-Fr.	6' 3" \ 213	Buffalo, N.Y. \ St. Joseph's Collegiate
19	D.J. Mangas	QB	R-Fr.	6' 1" \ 184	Chantilly, Va. \ Paul VI
21	Evan Francks	LB	R-So.	5' 11" \ 212	Medford, N.J. \ Shawnee
22	David Houff	S	R-Sr.	6' 1" \ 199	Blacksburg, Va. \ Blacksburg
23	Terrance Riggins	RB	So.	6' 1" \ 234	Newport News, Va. \ Denbigh
24	Ben Cottingham	CB	R-So.	5' 9" \ 163	Abingdon, Md. \ Edgewood
25	Courtland Marriner	RB	R-So.	5' 9" \ 177	Chesapeake, Va. \ Western Branch
26	Michael Alvarado	S	R-So.	6' 0" \ 194	Gaithersburg, Md. \ Gaithersburg
28	Ryan Woolfolk	RB	R-Fr.	5' 11" \ 192	Atlanta, Ga. \ Holy Innocents
29	James Neal	CB	R-Fr.	5' 9" \ 185	Baltimore, Md. \ Salisbury School (Mass.)
30	Matt Nickerson	RB	R-Jr.	5' 9" \ 176	Fairfax Station, Va. \ Woodson
31	Jake O'Connor	S	R-Fr.	6' 0" \ 189	Richmond, Va. \ Douglas S. Freeman
32	Jake Trantin	LB	R-Fr.	6' 1" \ 232	Severn, Md. \ Archbishop Spalding
33	Thomas Schonder	RB	R-So.	5' 11" \ 182	Round Hill, Va. \ Loudoun Valley
36	Nick Downey	WR	R-Fr.	5' 10" \ 180	Lancaster, Pa. \ Lancaster Catholic
37	Derek Cox	CB	R-Sr.	6' 1" \ 186	Winterville, N.C. \ J.H. Rose
38	Terrell Wells	CB	So.	5' 10" \ 180	Louisa, Va. \ Louisa County
39	Donte Newbill	FB	R-Fr.	5' 10" \ 217	Blackstone, Va. \ Central Senior
40	Kyle O'Brien	DE	R-So.	6' 0" \ 246	Cockeysville, Md. \ McDonogh
41	Sheldon Alexander	S	R-Jr.	6' 1" \ 205	Gordonsville, Va. \ Woodberry Forest
42	Fred Johnson	DB	R-Jr.	6' 1" \ 190	Richmond, Va. \ St. Christopher's
43	Jimmy Hobson	FB	R-So.	5' 11" \ 226	Cincinnati, Ohio \ St. Xavier
44	Josh Rutter	LB	R-Sr.	6' 3" \ 222	Union Bridge, Md. \ Francis Scott Key
45	Robert Scott	FB	R-Fr.	5' 10" \ 230	Norfolk, Va. \ Norfolk Academy
47	Mario Newby	DB/LB	R-So.	6' 0" \ 199	Dendron, Va. \ Surry County
48	Wes Steinman	LB	R-So.	6' 2" \ 226	Wilmington, N.C. \ Hoggard
50	Todd Reyher	LB	R-Sr.	6' 0" \ 218	Williamsburg, Va. \ Lafayette
52	Marcus Hyde	LB	R-Fr.	6' 3" \ 223	Manassas, Va. \ Osbourn
53	Luke Hiteshow	OL	R-Sr.	6' 1" \ 304	Baltimore, Md. \ Mount St. Joseph
54	Nicholas Dewispelaere	LB	R-So.	6' 0" \ 232	Virginia Beach, Va. \ Kellam
56	C.J. Muse	OL	R-Jr.	6' 4" \ 315	Lexington, S.C. \ Lexington
57	Mike Schrift	OL	R-Fr.	6' 2" \ 286	Reading, Pa. \ Muhlenburg
58	Bryan Jean-Pierre	DE	R-So.	6' 3" \ 263	Doralville, Ga. \ Dunwoody
59	Andy Rapp	DE	R-Fr.	6' 2" \ 246	Rockville, Md. \ TS Wootton
62	Thomas McCutcheon	OL	R-Jr.	6' 5" \ 325	Chesapeake, Va. \ Deep Creek
63	Chris Sutton	OL	R-Fr.	6' 2" \ 267	Warrenton, Va. \ Fauquier
64	Daniel Ryan	OL	R-Fr.	6' 3" \ 275	Richmond, Va. \ Douglas S. Freeman
66	Derek Toon	DL	R-So.	6' 3" \ 278	Chester, Va. \ Matoaca
67	Kyle Allison	OL	R-So.	6' 2" \ 300	Burke, Va. \ Lake Braddock
68	James Pagliaro	DL	R-Fr.	6' 3" \ 262	Schnecksville, Pa. \ Parkland
69	Carl Watts	DL	R-So.	6' 3" \ 258	Midlothian, Va. \ James River
72	Keith Hill	OL	R-So.	6' 4" \ 315	Hamilton Square, N.J. \ Lawrenceville School
73	Tyler Miller	OL	R-So.	6' 3" \ 300	Virginia Beach, Va. \ Floyd Kellam
75	Eric O'Brien	C	R-Sr.	6' 1" \ 270	Abbottstown, Pa. \ Delone Catholic
76	Joshua Raxter	OL	R-So.	6' 6" \ 280	Marietta, Ga. \ Pope
77	Jake Marcey	OL	R-Fr.	6' 4" \ 308	Gainesville, Va. \ Woodberry Forest
79	Michael Grant	OL	R-Sr.	6' 5" \ 296	Wrightstown, N.J. \ Notre Dame
80	Brian Pate	PK/P	R-Jr.	5' 9" \ 175	Fredericksburg, Va. \ Massaponax
81	Cameron Dohse	WR	R-So.	6' 0" \ 177	Clifton, Va. \ Centreville
83	Gareth Hissong	OL	R-So.	6' 3" \ 252	Hanover, Pa. \ Delone Catholic
85	Cory Jessee	TE	R-Fr.	6' 3" \ 230	Warm Springs, Va. \ Bath County
87	David Miller	K/P	R-So.	6' 0" \ 180	Centreville, Va. \ Westfield
88	Terreon Conyers	WR	R-So.	5' 11" \ 174	Norfolk, Va. \ Booker T. Washington
89	Eric Robertson	WR	R-Jr.	6' 2" \ 194	Barboursville, Va. \ Albemarle
92	Michael Stover	DT	So.	6' 3" \ 253	Millersville, Pa. \ Penn Manor
93	Sean Lissemore	DT	R-Jr.	6' 4" \ 274	Dumont, N.J. \ Dumont
94	Ravi Pradhanang	DE	R-Fr.	6' 3" \ 253	Paramus, N.J. \ St. Peter's Prep
95	C.J. Herbert	DL	R-Jr.	6' 3" \ 264	Germantown, Md. \ Northwest
96	Daniel Pulley	DT	R-Jr.	6' 3" \ 272	Chesapeake, Va. \ Atlantic Shores Christian
97	Adrian Tracy	LB	R-Jr.	6' 4" \ 244	Sterling, Va. \ Potomac Falls
98	Rob Varno	TE	R-Jr.	6' 5" \ 228	Wilmington, N.C. \ Hoggard
99	Harold Robertson	DT	R-Fr.	6' 0" \ 290	Richmond, Va. \ Hermitage

**WILLIAM AND MARY
NEWCOMERS**

Dante Cook	RB/LB, 5-11, 200	Fredericksburg, Va. / Stafford
Derek Crosen	WR, 6-2, 180	Stephens City, Va. / Sherando
Kelly FitzGerald	WR, 5-10, 170	Springfield, Va. / Robert E. Lee
Omar Francis	DB, 5-11, 205	Pennington, N.J. / Pennington School
Alex Gottlieb	TE, 6-3, 230	Delray Beach, Fla. / American Heritage School
Jonathan Grimes	RB, 5-10, 206	Palmyra, N.J. / Paul VI
Robbie Gumbita	OL, 6-4, 285	Mount Pleasant, Pa. / Mount Pleasant
Chris Johnson	DE, 6-3, 230	Virginia Beach, Va. / Tallwood
Blake Jones	K, 6-0, 190	Bedford, Ind. / Bedford North Lawrence
Meltoya Jones	RB, 5-9, 195	Hampton, Va. / Tabb
Nolan Kearney	QB, 6-4, 225	Glenmoore, Pa. / Downingtown West
Christopher Kearns	OL, 6-5, 285	Midlothia, Va. / Midlothia
Sean Kroeger	P, 6-2, 160	New Providence, N.J. / New Providence HS
Zachary Martin	DB, 5-10, 185	Clarksville, Md. / River Hill
Jabrel Mines	LB, 6-0, 192	Doswell, Va. / Caroline
Ryan Moody	WR, 5-11, 170	Ashburn, Va. / Stone Bridge
TJ Ptachick	LB, 6-2, 225	Williamsburg, Va. / Lafayette
John Haas Ribble	LB, 6-2, 220	Salem, Va. / Salem
Michael Salazar	OL, 6-5, 296	Lawrenceville, N.J. / The Hun School
Andy Topping	TE, 6-2, 230	Chesapeake, Va. / Nansemond River
C.J. Thomas	WR, 6-2, 210	Mount Airy, Md. / Linganore
Josh Thompson	DL, 6-2, 295	Charlotte, N.C. / Charlotte Christian
Brian Thompson	DB, 5-11, 185	Somerset, N.J. / Franklin
Richard Yount	DE, 6-3, 225	Springfield, Va. / Robert E. Lee
Adam Warack	OL, 6-3, 295	Chesapeake, Va. / Great Bridge
William "BW" Webb	DB, 5-11, 175	Newport News, Va. / Warwick



JIMMYE LAYCOCK



PERSONAL

Birthdate

February 6, 1948

Hometown

Hamilton, Va.

Alma Mater

William and Mary '70

Wife

Deidre Connelly

Children

Melanie, Michael, Mary Louise, James

PLAYING CAREER

1967-69 _____ College of William and Mary

COACHING CAREER

1970 _____ Offensive Coordinator, Newport News (Va.) High School

1971-72 _____ Graduate Assistant, Clemson University

1973-74 _____ Offensive Backfield Coach, The Citadel

1975-76 _____ Quarterbacks Coach, Memphis State University

1977-79 _____ Offensive Coordinator, Clemson University

1980- _____ Head Coach, College of William and Mary

WILLIAM AND MARY COACHING STAFF

Zbig Kepa _____ Offensive Coordinator/Quarterbacks

Bob Solderitch _____ Assistant Head Coach/Offensive Line

Bob Shoop _____ Defensive Coordinator/Defensive Backs

Trevor Andrews _____ Defensive Line

Dave Corley _____ Running Backs

Scott Boone _____ Linebackers

Trey Henderson _____ Defensive Assistant/Video Coordinator

Brendan Nugent _____ Offensive Assistant/Wide Receivers

Christian Taylor _____ Offensive Assistant/Tight Ends

Thad Wheeler _____ Defensive Assistant/Defensive Ends

YEAR-BY-YEAR RECORD

Year	School	Record	Conf./Finish	Postseason
1980	William and Mary	2-9		
1981	William and Mary	5-6		
1982	William and Mary	3-8		
1983	William and Mary	6-5		
1984	William and Mary	6-5		
1985	William and Mary	7-4		
1986	William and Mary	9-3		NCAA
1987	William and Mary	5-6		
1988	William and Mary	6-4-1		Epson Ivy Bowl
1989	William and Mary	8-3-1		NCAA
1990	William and Mary	10-3		NCAA Qtrs
1991	William and Mary	5-6		
1992	William and Mary	9-2		Epson Ivy Bowl
1993	William and Mary	9-3	7-1/1st (Mid-Atlantic)	NCAA
1994	William and Mary	8-3	6-2/T1st (Mid-Atlantic)	
1995	William and Mary	7-4	5-3/T3rd (Mid-Atlantic)	
1996	William and Mary	10-3	7-1/1st (Mid-Atlantic)	NCAA Qtrs
1997	William and Mary	7-4	4-4/T4th (Mid-Atlantic)	
1998	William and Mary	7-4	4-4/T2nd (Mid-Atlantic)	
1999	William and Mary	6-5	5-3/T4th	
2000	William and Mary	5-6	4-4/T4th	
2001	William and Mary	8-4	7-2/T1st	NCAA
2002	William and Mary	6-5	5-4/5th	
2003	William and Mary	5-5	4-4/6th	
2004	William and Mary	11-3	7-1/T1st (South)	NCAA Semis
2005	William and Mary	5-6	3-5/T3rd (South)	
2006	William and Mary	3-8	1-7/6th (South)	
2007	William and Mary	4-7	2-6/5th (South)	
<i>William and Mary Totals</i>		<i>182-134-2 (.575)</i>		
Career Record		182-134-2 (.575)		

ALL-TIME WILLIAM AND MARY COACHING RECORDS

Coach	Years	Record	Pct.	Conf.	Pct.
No Coach	1893-94, 01-02	5-4-2	.545		
R. Armstrong	1896	0-2	.000		
W.J. King	1897-98, 00	2-4	.250		
W.J. Burke	1899	2-3	.400		
H.J. Duvall	1903	3-3	.500		
J.M. Blanchard	1904-05, 10	7-11-1	.395		
James H. Barry	1906-07	8-11	.421		
G.E. O'Hearn	1908-09	9-10-1	.475		
W.J. Young	1911-12	1-11-1	.115		
D.W. Draper	1913-15	2-21	.087		
S.H. Hubbard	1916	2-5-2	.333		
H.J. Young	1917	3-5	.375		
V.M. Geddy	1918	0-1	.000		
J.G. Driver	1919-20	6-11	.353		
W.E. Fincher	1921	4-3-1	.563		
Bill Ingram	1922	6-3	.667		
J.W. Tasker	1923-27	31-17-2	.440		
Branch Bocock	1928-30, 36-37	26-20-3	.561		
John Kellison	1931-34, 38	24-24-2	.500		
Tommy Dowler	1935	3-4-3	.450		
Carl M. Voyles	1939-42	29-7-3	.782		
Rube McCray	1944-50	45-22-3	.664		
Marvin Bass	1951	7-3	.700		
Jack Freeman	1952-56	14-29-5	.344		
Milt Drewer	1957-63	21-46-2	.319		
Marv Levy	1964-68	23-25-2	.480		
Lou Holtz	1969-71	13-20	.394		
Jim Root	1972-79	39-48-1	.449		
<i>Jimmye Laycock</i>	<i>1980-</i>	<i>182-134-2</i>	<i>.575</i>	<i>71-51</i>	<i>.582</i>



TEAM STATISTICS

	William and Mary	Opponent
SCORING	319	427
Points Per Game	29.0	38.8
FIRST DOWNS	243	241
Rushing	86	142
Passing	139	84
Penalty	18	15
RUSHING YARDAGE	1299	2483
Yards gained rushing	1650	2751
Yards lost rushing	351	268
Rushing Attempts	395	514
Average Per Rush	3.3	4.8
Average Per Game	118.1	225.7
TDs Rushing	19	33
PASSING YARDAGE	3059	1842
Att-Comp-Int	381-217-7	260-168-9
Average Per Pass	8.0	7.1
Average Per Catch	14.1	11.0
Average Per Game	278.1	167.5
TDs Passing	21	19
TOTAL OFFENSE	4358	4325
Total Plays	776	774
Average Per Play	5.6	5.6
Average Per Game	396.2	393.2
KICK RETURNS: #-YARDS	57-1235	50-902
PUNT RETURNS: #-YARDS	12-47	26-336
INT RETURNS: #-YARDS	9-122	7-82
KICK RETURN AVERAGE	21.7	18.0
PUNT RETURN AVERAGE	3.9	12.9
INT RETURN AVERAGE	13.6	11.7
FUMBLES-LOST	18-12	16-6
PENALTIES-YARDS	49-408	77-683
Average Per Game	37.1	62.1
PUNTS-YARDS	46-1509	40-1492
Average Per Punt	32.8	37.3
Net punt average	25.5	35.1
TIME OF POSSESSION/GAME	28:06	31:54
3RD-DOWN CONVERSIONS	51/142	64/147
3rd-Down Pct	36%	44%
4TH-DOWN CONVERSIONS	11/26	9/21
4th-Down Pct	42%	43%
SACKS BY-YARDS	10-60	31-214
MISC YARDS	0	0
TOUCHDOWNS SCORED	42	55
FIELD GOALS-ATTEMPTS	9-16	15-16
ON-SIDE KICKS	0-1	1-1
RED-ZONE SCORES	33-41 80%	55-64 86%
RED-ZONE TOUCHDOWNS	27-41 66%	41-64 64%
PAT-ATTEMPTS	40-41 98%	50-51 98%
ATTENDANCE	53499	99709
Games/Avg Per Game	5/10700	6/16618
Neutral Site Games	0/0	0/0

INDIVIDUAL PASSING

Name	GP	Effic	Att-Comp-Int	Pct	Yds	TD	Long	Avg/G
Jake Phillips	11	141.07	190-336-7	56.5	2801	19	73	254.6
Mike Potts	6	130.45	25-40-0	62.5	245	2	24	40.8
R.J. Archer	11	103.33	1-3-0	33.3	25	0	25	2.3
David Miller	11	-0.80	1-1-0	100.0	-12	0	0	-1.1
TEAM	11	0.00	0-1-0	0.0	0	0	0	0.0
Total.....	11	138.91	217-381-7	57.0	3059	21	73	278.1
Opponents.....	11	141.32	168-260-9	64.6	1842	19	60	167.5

INDIVIDUAL RUSHING

Name	GP	Att	Gain	Loss	Net	Avg	TD	Long	Avg/G
Courtland Marriner	9	115	565	47	518	4.5	1	25	57.6
Tony Viola	8	62	216	9	207	3.3	4	12	25.9
Jake Phillips	11	99	402	210	192	1.9	5	30	17.5
DeBrian Holmes	3	49	202	11	191	3.9	5	20	63.7
Thomas Schonder	10	35	154	11	143	4.1	1	29	14.3
Terrence Riggins	3	19	63	2	61	3.2	2	21	20.3
Elliott Mack	11	6	34	20	14	2.3	1	19	1.3
Jimmy Hobson	8	2	8	0	8	4.0	0	4	1.0
D.J. McAulay	1	1	6	0	6	6.0	0	6	6.0
R.J. Archer	11	1	0	1	-1	-1.0	0	0	-0.1
Mike Potts	6	1	0	9	-9	-9.0	0	0	-1.5
David Miller	11	1	0	12	-12	-12.0	0	0	-1.1
TEAM	11	4	0	19	-19	-4.8	0	0	-2.7
Total.....	11	395	1650	351	1299	3.3	19	30	118.1
Opponents.....	11	514	2751	268	2483	4.8	33	48	225.7

INDIVIDUAL RECEIVING

Name	GP	No	Yds	Avg	TD	Long	Avg/G
Elliott Mack	11	46	849	18.5	5	73	77.2
R.J. Archer	11	39	451	11.6	1	34	41.0
Drew Atchison	11	34	475	14.0	6	50	43.2
Cameron Dohse	11	31	557	18.0	5	43	50.6
Rob Varno	11	11	115	10.5	0	32	10.5
Courtland Marriner	9	10	22	2.2	2	23	2.4
D.J. McAulay	1	7	162	23.1	1	40	162.0
Joe Nicholas	5	7	151	21.6	1	43	30.2
Eric Robertson	8	7	90	12.9	0	21	11.2
Graham Falbo	9	6	35	5.8	0	11	3.9
DeBrian Holmes	3	4	40	10.0	0	18	13.3
Marshall Dill	2	4	28	7.0	0	9	14.0
Tony Viola	8	4	18	4.5	0	10	2.2
Thomas Schonder	10	2	16	8.0	0	12	1.6
Terrence Riggins	3	2	8	4.0	0	5	2.7
Jake Phillips	11	1	25	25.0	0	25	2.3
Matt Otey	8	1	10	10.0	0	10	1.2
Terrean Conyers	1	1	7	7.0	0	7	7.0
Total.....	11	217	3059	14.1	21	73	278.1
Opponents.....	11	168	1842	11.0	19	60	167.5

INDIVIDUAL DEFENSIVE LEADERS

Name	GP	Tackles-----			TFL/Yds	-Sacks- No-Yds	-----Pass Def-----		---Fumbles---		Blkd Kick	Saf
		Solo	Ast	Total			Int-Yds	BrUp	FR-Yds	FF		
David Caldwell	11-10	61	46	107	6.5-18	1-9	2	1-9	1	.	.	.
Josh Rutter	11-10	45	51	96	2.5-11	1.0-5	.	4	3-22	1	.	.
Robert Livingston	11-10	42	34	76	1.0-2	.	6
Michael Pigram	8-7	34	32	66	4.0-13	1.0-7	1-17	1	1-42	.	.	.
Adrian Tracy	11-10	33	30	63	9.5-30	3.0-16	1-2	1	.	1	.	.
Evan Francks	11-3	20	31	51	2.5-9	1.0-6	.	1
Derek Cox	11-10	35	16	51	3.5-4	.	3-69	5
C.J. Herbert	11-10	10	34	44	2.5-5	.	2	.	.	.	1	.
Sean Lissemore	10-10	17	26	43	4.0-18	2.0-14	1-0
Ryan Horvath	8-6	14	25	39	3.0-6	.	.	.	1	.	.	.
Total.....	11-0	449	458	907	53-191	10-60	9-122	25	6-92	6	1	.
Opponents.....	11-0	409	398	807	78.0-352	31-214	7-82	58	12-23	13	3	.

2007 GAME-BY-GAME

Date	Time	Opponent	Att.	W&M		OPP		Run	Pass	Offense			Run	Pass	Defense		TO
				CCA	SN	CCA	SN			Total	Passes	TO			Total	Passes	
A30	L 31-49	Delaware	11,639			21	19	109	433	542	26-42-0	0	281	202	483	19-23-0	1
S8	W 63-16	at VMI	6,830					249	275	524	18-21-0	1	249	22	271	3-5-0	2
S15	W 48-41 (ot)	Liberty	9,329	rv		rv	rv	171	353	524	21-30-0	1	182	203	385	25-37-2	2
S22	L 3-44	at Virginia Tech	66,233	rv	rv			5	257	262	19-46-3	3	133	154	287	15-27-0	0
S29	W 27-22	Towson	10,094	rv		rv		105	179	284	10-23-1	1	214	208	422	21-40-3	3
O6	L 24-63	at Villanova	8,721	rv		rv		70	391	461	26-48-0	3	233	272	505	22-28-0	0
O13	W 21-20	at Maine	7,122					136	243	379	24-38-0	0	249	125	374	11-19-0	0
O27	L 34-48	Massachusetts	10,178	rv		4	4	140	195	335	17-34-1	3	179	218	397	17-27-2	4
N3	L 14-38	at Hofstra	3,151	rv		20	20	125	138	263	16-27-1	3	160	196	356	15-17-0	0
N10	L 34-55	James Madison	12,259			15	16	102	253	355	17-27-0	0	371	89	460	9-16-0	1
N17	L 20-31	at Richmond	7,652			8	7	87	342	429	23-45-1	4	232	153	385	11-21-2	2



WILLIAM AND MARY YEAR-BY-YEAR RESULTS

Year	Overall	Conference	Coach	Year	Overall	Conference	Coach
1893	2-1		None	1966	5-4-1		Marv Levy
1894	0-1		None	1967	5-4-1		Marv Levy
1896	0-2		R. Armstrong	1968	3-7		Marv Levy
1897	0-1		W.J. King	1969	3-7		Lou Holtz
1898	1-1		W.J. King	1970	5-7		Lou Holtz
1899	2-3		W.J. Burke	1971	5-6		Lou Holtz
1900	1-2		W.J. King	1972	5-6		Jim Root
1901	2-1-1		None	1973	6-5		Jim Root
1902	1-1-1		None	1974	4-7		Jim Root
1903	1-3		H.J. Duvall	1975	2-9		Jim Root
1904	3-3		J.M. Blanchard	1976	7-4		Jim Root
1905	2-4-1		J.M. Blanchard	1977	6-5		Jim Root
1906	3-7		James H. Barry	1978	5-5-1		Jim Root
1907	6-4		James H. Barry	1979	4-7		Jim Root
1908	4-6-1		G.E. O'Hearn	1980	2-9		Jimmye Laycock
1909	6-4		G.E. O'Hearn	1981	5-6		Jimmye Laycock
1910	1-7-1		J.M. Blanchard	1982	3-8		Jimmye Laycock
1911	1-5-2		W.J. Young	1983	6-5		Jimmye Laycock
1912	0-7		W.J. Young	1984	6-5		Jimmye Laycock
1913	0-5-1		D.W. Draper	1985	7-4		Jimmye Laycock
1914	1-7		D.W. Draper	1986	9-3		Jimmye Laycock
1915	0-9-1		D.W. Draper	1987	5-6		Jimmye Laycock
1916	2-5-2		S.H. Hubbard	1988	6-4-1		Jimmye Laycock
1917	3-5		H.J. Young	1989	8-3-1		Jimmye Laycock
1918	0-2		V.M. Geddy	1990	10-3		Jimmye Laycock
1919	2-6-1		J.G. Driver	1991	5-6		Jimmye Laycock
1920	4-5		J.G. Driver	1992	9-2		Jimmye Laycock
1921	4-3-1		W.E. Fincher	1993	9-3	7-1	Jimmye Laycock
1922	6-3		Bill Ingram	1994	8-3	6-2	Jimmye Laycock
1923	7-3		J.W. Tasker	1995	7-4	5-3	Jimmye Laycock
1924	5-2-1		J.W. Tasker	1996	10-3	7-1	Jimmye Laycock
1925	7-4		J.W. Tasker	1997	7-4	4-4	Jimmye Laycock
1926	7-3		J.W. Tasker	1998	7-4	4-4	Jimmye Laycock
1927	4-5-1		J.W. Tasker	1999	6-5	5-3	Jimmye Laycock
1928	6-3-2		Branch Bocock	2000	5-6	4-4	Jimmye Laycock
1929	8-2		Branch Bocock	2001	8-4	7-2	Jimmye Laycock
1930	7-2-1		Branch Bocock	2002	6-5	5-4	Jimmye Laycock
1931	5-2-2		John Kellison	2003	5-5	4-4	Jimmye Laycock
1932	8-4		John Kellison	2004	11-3	7-1	Jimmye Laycock
1933	6-5		John Kellison	2005	5-6	3-5	Jimmye Laycock
1934	2-6		John Kellison	2006	3-8	1-7	Jimmye Laycock
1935	3-4-3		Tommy Dowler	2007	4-7	2-6	Jimmye Laycock
1936	1-8		Branch Bocock				
1937	4-5		Branch Bocock				
1938	2-7		John Kellison				
1939	6-2-1		Carl M. Voyles				
1940	6-2-1		Carl M. Voyles				
1941	8-2		Carl M. Voyles				
1942	9-1-1		Carl M. Voyles				
1943		No schedule due to World War II					
1944	5-2-1		Rube McCray				
1945	6-3		Rube McCray				
1946	8-2		Rube McCray				
1947	9-2		Rube McCray				
1948	7-2-2		Rube McCray				
1949	6-4		Rube McCray				
1950	4-7		Rube McCray				
1951	7-3		Marvin Bass				
1952	4-5		Jack Freeman				
1953	5-4-1		Jack Freeman				
1954	4-4-2		Jack Freeman				
1955	1-7-1		Jack Freeman				
1956	0-9-1		Jack Freeman				
1957	4-6		Milt Drewer				
1958	2-6-1		Milt Drewer				
1959	4-6		Milt Drewer				
1960	2-8		Milt Drewer				
1961	1-9		Milt Drewer				
1962	4-5-1		Milt Drewer				
1963	4-6		Milt Drewer				
1964	4-6		Marv Levy				
1965	6-4		Marv Levy				






2007 CAA FOOTBALL STANDINGS

NORTH DIVISION	-----CONFERENCE-----				-----OVERALL-----				Home	Away	Neutral	vs. Div	Streak
	W-L	Pct.	PF	PA	W-L	Pct.	PF	PA					
Massachusetts*#	7-1	.875	238	109	10-3	.769	403	249	6-0	4-3	0-0	4-1	Lost 1
Hofstra	4-4	.500	203	191	7-4	.636	296	249	4-2	3-2	0-0	2-3	Lost 2
New Hampshire#	4-4	.500	245	227	7-5	.583	429	352	5-1	2-4	0-0	3-2	Lost 1
Maine	3-5	.375	142	187	4-7	.364	186	269	3-2	1-5	0-0	2-3	Lost 1
Northeastern	2-6	.250	165	223	3-8	.273	228	360	2-3	1-5	0-0	2-3	Lost 1
Rhode Island	2-6	.250	149	227	3-8	.273	228	360	2-3	1-5	0-0	2-3	Won 1
SOUTH DIVISION	W-L	Pct.	PF	PA	W-L	Pct.	PF	PA	Home	Away	Neutral	vs. Div	Streak
Richmond*#§	7-1	.875	298	200	11-3	.786	489	334	6-0	5-3	0-0	4-1	Lost 1
James Madison#	6-2	.750	269	173	8-4	.667	400	265	5-1	3-3	0-0	3-2	Lost 1
Delaware#§!	5-3	.625	277	214	11-4	.733	543	387	6-1	5-2	0-1	3-2	Lost 1
Villanova	5-3	.625	210	196	7-4	.636	288	261	5-0	2-4	0-0	3-2	Won 2
William and Mary	2-6	.250	205	326	4-7	.364	319	427	2-3	2-4	0-0	1-4	Lost 4
Towson	1-7	.125	106	184	3-8	.273	171	242	2-3	1-5	0-0	1-4	Lost 5

* - CAA Football Champion
 # - NCAA Division I Football Championship Participant
 § - NCAA Division I Football Championship Semifinalist
 ! - NCAA Division I Football Championship Finalist



* denotes host institution
 First round, quarterfinal and semifinal games will be played on campus sites



2007 CAA FOOTBALL MAJOR AWARDS

(as voted on by the head coaches)

OFFENSIVE PLAYERS OF THE YEAR

Joe Flacco, Delaware, Sr., QB, Audobon, N.J.
 Ricky Santos, New Hampshire, Sr., QB, Bellingham, Mass.

DEFENSIVE PLAYER OF THE YEAR

Tony LeZotte, James Madison, Sr., S, Augusta, Ga.

SPECIAL TEAMS PLAYER OF THE YEAR

Justin Rogers, Richmond, Fr., KR, Baton Rouge, La.

OFFENSIVE ROOKIE OF THE YEAR

Kevin Grayson, Richmond, Fr., WR, Richmond, Va.

DEFENSIVE ROOKIE OF THE YEAR

Eric McBride, Richmond, Fr., LB, Richmond, Va.

COACH OF THE YEAR

Dave Clawson, Richmond, Fourth Season

STUDENT-ATHLETES OF THE YEAR

Mike Byrne, Delaware, Sr., OL, Lititz, Pa.
 Matt Sherry, Villanova, Sr., TE, Rumford, R.I.

2007 ALL-CAA FOOTBALL FIRST TEAM

(as voted on by the head coaches)

OFFENSE

Position	Player	School	Class
QB	Joe Flacco	Delaware	Senior
QB	Ricky Santos	New Hampshire	Senior
RB	Omar Cuff	Delaware	Senior
RB	Tim Hightower	Richmond	Senior
RB	Maurice Murray	Northeastern	Senior
FB/HB	Joe Casey	Rhode Island	Junior
WR	Keith Levan	New Hampshire	Senior
WR	Aaron Love	Delaware	Junior
WR	JJ Moore	Massachusetts	Senior
WR	Charles Sullivan	Hofstra	Senior
TE	Matt Sherry	Villanova	Senior
OL	Matt Austin	Massachusetts	Senior
OL	Mike Byrne	Delaware	Senior
OL	Nick Couturier	New Hampshire	Senior
OL	Kheon Hendricks	Delaware	Junior
OL	Scott Lemn	James Madison	Junior
PK	Jon Striefsky	Delaware	Junior
KR	Justin Rogers	Richmond	Freshman
PR	Anthony Nelson	Hofstra	Freshman

DEFENSE

Position	Player	School	Class
DL	John Baranowsky	James Madison	Senior
DL	Jovan Belcher	Maine	Junior
DL	David Burris	Massachusetts	Senior
DL	Lawrence Sidbury	Richmond	Junior
LB	Brian Bradford	Towson	Senior
LB	Jason Hatchell	Massachusetts	Senior
LB	Gian Villante	Hofstra	Senior
LB	Charles Walker	Massachusetts	Senior
CB	Courtney Robinson	Massachusetts	Junior
CB	Sean Smalls	Massachusetts	Junior
S	Tony LeZotte	James Madison	Senior
S	Jeff Pammer	New Hampshire	Senior
P	Bryan Giannecchini	Rhode Island	Senior

2007 ALL-CAA FOOTBALL SECOND TEAM

(as voted on by the head coaches)

OFFENSE

Position	Player	School	Class
QB	Liam Coen	Massachusetts	Junior
QB	Rodney Landers	James Madison	Junior
RB	Kareem Huggins	Hofstra	Senior
RB	Matt Lawrence	Massachusetts	Senior
FB/HB	John Crone	Richmond	Junior
WR	Kevin Grayson	Richmond	Freshman
WR	Marcus Lee	Towson	Junior
WR	Rasheed Rancher	Massachusetts	Senior
TE	Brian Mandeville	Northeastern	Junior
OL	Sean Calicchio	Massachusetts	Junior
OL	Ryan Canary	Maine	Junior
OL	Matt McCracken	Richmond	Sophomore
OL	Kevin Newhall	Northeastern	Sophomore
OL	Mark Stolte	Rhode Island	Senior
PK	David Stannard	James Madison	Junior
KR	Kareem Huggins	Hofstra	Senior
PR	Derek Hatcher	Richmond	Sophomore

DEFENSE

Position	Player	School	Class
DL	Hassan Abdul-Wahid	James Madison	Junior
DL	Tim Kukucka	Villanova	Sophomore
DL	Shemiah LeGrande	Hofstra	Senior
DL	Ken Sussman	Hofstra	Senior
LB	Justin Barnes	James Madison	Senior
LB	Andrew Downey	Maine	Junior
LB	Husain Karim	New Hampshire	Senior
LB	Eric McBride	Richmond	Freshman
CB	John Clements	New Hampshire	Junior
CB	Ki'Ameer Johnson	Rhode Island	Junior
CB	Evan McCollough	James Madison	Junior
S	David Darby	Hofstra	Senior
S	Stephen Howell	Richmond	Senior
P	Tom Bishop	New Hampshire	Junior

2007 ALL-CAA FOOTBALL THIRD TEAM

(as voted on by the head coaches)

OFFENSE

QB: Jake Phillips, William and Mary; RB: Matt Dicken, Villanova; RB: Jhamal Fluelen, Maine; WR: LC Baker, James Madison; WR: Elliott Mack, William and Mary; WR: Kervin Michaud, Delaware; TE: Scott Sicko, New Hampshire; OL: Terrence Apted, James Madison; OL: Rich Beverley, Delaware; OL: Shawn Demaray, Maine; OL: Nick Diana, Massachusetts; OL: Brad Stewart, William and Mary; PK: Chris Koepplin, Massachusetts; KR: Courtney Robinson, Massachusetts; PR: LC Baker, James Madison.

DEFENSE

DL: Brandon Collier, Massachusetts; DL: Bruno Dorismond, Maine; DL: Matt Marcocelle, Delaware; DL: Marvin Wright, New Hampshire; LB: Stanley Gutierrez, Hofstra; LB: Collin McConaghy, Richmond; LB: Joe Mele, Northeastern; LB: Osayi Osunde, Villanova; CB: Derek Cox, William and Mary; CB: Seth Williams, Richmond; S: Drew Mack, Towson; S: Jeromy Miles, Massachusetts; P: Jason Pritchard, James Madison.



CAA FOOTBALL IN THE 2007 POLLS

FCS Coaches (CCA) Top 25 (Final)

No.	Team	Record	Points
1.	Appalachian State (27)	(13-2)	696
2.	Delaware	(11-4)	653
3.	Southern Illinois	(12-2)	618
4.	Richmond	(11-3)	599
5.	Northern Iowa (1)	(12-1)	571
6.	Massachusetts	(10-3)	508
7.	James Madison	(8-4)	500
8.	Eastern Washington	(9-4)	464
9.	North Dakota State	(10-1)	460
10.	Wofford	(9-4)	449
11.	McNeese State	(11-1)	434
12.	Montana	(11-1)	418
13.	Eastern Kentucky	(9-3)	337
14.	New Hampshire	(7-5)	327
15.	Eastern Illinois	(8-4)	251
16.	Delaware State	(10-2)	237
17.	Youngstown State	(7-4)	208
18.	Georgia Southern	(7-4)	181
19.	Fordham	(8-4)	169
20.	Harvard	(8-2)	136
21.	Yale	(9-1)	124
22.	South Dakota State	(7-4)	116
23.	Elon	(7-4)	107
24.	Grambling State	(8-4)	96
25.	Dayton	(11-1)	79

Others receiving votes: Cal Poly (60), Villanova (51), Hofstra (42), Western Illinois (30), The Citadel (24), Jackson State (19), Albany (18), Liberty (18), Montana State (15), Norfolk State (15), Furman (14), Sam Houston State (11), South Carolina State (9), San Diego (8), Prairie View A&M (7), Alabama A&M (6), Hampton (5), Holy Cross (4), Southern (3), Georgetown (2), Central Arkansas (1).

Sports Network Top 25 (Final)

No.	Team	Record	Points
1.	Appalachian State (119)	13-2	2,950
2.	Delaware	11-4	2,809
3.	Southern Illinois	12-2	2,630
4.	Northern Iowa	12-1	2,519
5.	Richmond	11-3	2,507
6.	Wofford	9-4	2,466
7.	Massachusetts	10-3	2,096
8.	Eastern Washington	9-4	2,019
9.	North Dakota State	10-1	1,957
10.	Montana	11-1	1,953
11.	McNeese State	11-1	1,853
12.	James Madison	8-4	1,777
13.	Eastern Kentucky	9-3	1,481
14.	New Hampshire	7-5	1,289
15.	Delaware State	10-2	1,112
16.	Youngstown State	7-4	1,014
17.	Georgia Southern	7-4	954
18.	Eastern Illinois	8-4	920
19.	South Dakota State	7-4	548
20.	Fordham	8-4	548
21.	Harvard	8-2	527
22.	Yale	9-1	464
23.	Elon	7-4	418
24.	Cal Poly	7-4	416
25.	Grambling State	8-4	288

Others receiving votes: Villanova 263, The Citadel 181, Hofstra 134, Dayton 147, Norfolk State 118, Jackson State 77, Western Illinois 69, Liberty 44, Southern 42, Furman 35, San Diego 15, Hampton 13, Alabama A&M 12, South Carolina State 11, Colgate 10, Prairie View 9, Sam Houston State 8, Nicholls State 6, Jacksonville State 5, Northern Arizona 4, Central Arkansas 3, Holy Cross 2.

CONFERENCE RANKINGS (Final)

	CCA	SN
Big Sky	2	2
Eastern Washington, Montana		
CAA Football	5	5
Delaware, James Madison, Massachusetts, New Hampshire, Richmond		
Gateway	3	3
Northern Iowa, Southern Illinois, Youngstown State		
Great West	2	3
Cal Poly, North Dakota State, South Dakota State		
Ivy	2	2
Harvard, Yale		
Mid-Eastern	1	1
Delaware State		
Ohio Valley	2	2
Eastern Illinois, Eastern Kentucky		
Patriot	1	1
Fordham		
Pioneer	1	--
Dayton		
Southern	4	4
Appalachian State, Elon, Georgia Southern, Wofford		
Southland	1	1
McNeese State		
Southwestern	1	1
Grambling State		

2007 WEEK-BY-WEEK/TEAM-BY-TEAM TOP-25 BREAKDOWN

(FCS Coaches/Sports Network)

	UD	HOF	JMU	UM	UMass	UNH	NU	URI	UR	TU	VU	WM
Pre	21/19	-/-	7/8	-/rv	3/3	5/6	-/rv	-/-	-/rv	-/rv	-/rv	-/-
Sept. 3	13/13	-/-	11/10	rv/rv	3/2	5/5	-/-	-/-	rv/rv	rv/rv	rv/-	-/-
Sept. 10	11/10	20/19	7/9	-/rv	2/3	12/12	-/-	rv/rv	rv/rv	rv/23	rv/rv	rv/-
Sept. 17	11/11	16/15	9/8	-/-	3/3	10/10	-/rv	-/-	rv/rv	rv/rv	rv/rv	rv/rv
Sept. 24	12/12	14/14	9/9	-/-	2/2	11/11	-/-	-/-	25/25	-/rv	rv/rv	rv/-
Oct. 1	11/11	12/12	9/9	-/-	3/4	14/15	-/-	-/-	15/14	-/rv	-/rv	rv/-
Oct. 8	15/15	10/10	9/9	-/-	4/4	11/13	-/-	-/-	20/20	rv/rv	rv/rv	-/-
Oct. 15	13/14	9/10	8/8	-/-	4/4	11/11	-/-	-/-	18/18	-/-	rv/rv	rv/-
Oct. 22	8/9	15/15	6/6	-/-	4/4	9/8	-/-	-/-	14/14	-/-	rv/rv	rv/-
Oct. 29	7/7	20/20	12/12	-/-	4/3	8/8	-/-	-/-	11/11	-/-	25/23	rv/-
Nov. 5	6/6	18/18	15/16	-/-	9/8	14/14	-/rv	-/rv	8/9	-/-	rv/rv	-/-
Nov. 12	9/9	22/22	13/14	-/-	7/8	19/20	rv/-	-/-	8/7	-/-	rv/rv	-/-
Nov. 19	13/13	rv/rv	9/12	-/-	7/7	15/17	-/-	-/-	8/6	-/-	rv/rv	-/-
Final	2/2	rv/rv	7/12	-/-	6/7	14/14	-/-	-/-	4/5	-/-	rv/rv	-/-



CAA FOOTBALL VERSUS THE NATION

2007 CAA FOOTBALL NON-CONFERENCE RECORD

[30-17 (.638)]

Conference	2007			2006	Pct.
	Games	W-L	Pct.		
ACC (BCS) <i>North Carolina 37, James Madison 14; Maryland 31, Villanova 14; Virginia Tech 44, William and Mary 3; Boston College 24, Massachusetts 14</i>	4	0-4	.000	1-3	.250
Big East (BCS) <i>Connecticut 38, Maine 0</i>	1	0-1	.000	0-1	.000
Big Sky (FCS)				1-0	1.000
Big South (FCS) <i>William and Mary 63, VMI 16; James Madison 45, VMI 17; William and Mary 48, Liberty 41 (ot); James Madison 45, Coastal Carolina 10</i>	4	4-0	1.000	5-0	1.000
Big Ten (BCS) <i>Northwestern 27, Northeastern 0</i>	1	0-1	.000	1-0	1.000
Conference USA (BCS) <i>New Hampshire 48, Marshall 35</i>	1	1-0	1.000	0-2	.000
Gateway (FCS) <i>Northern Iowa 38, New Hampshire 35; Delaware 39, Northern Iowa 27; Southern Illinois 34, Massachusetts 27; Delaware 29, Southern Illinois 17</i>	4	2-2	.500	0-2	.000
Great West (FCS) <i>UC Davis 28, Northeastern 10</i>	1	0-1	.000	0-1	.000
FCS Independents <i>Hofstra 33, Stony Brook 28; Richmond 42, Stony Brook 0; Stony Brook 30, Maine 23 (ot)</i>	3	2-1	.667	0-0	--
FBS Independents <i>Army 14, Rhode Island 7 (ot); Delaware 59, Navy 52</i>	2	1-1	.500	0-1	.000
Ivy League (FCS) <i>New Hampshire 52, Dartmouth 31; Villanova 34, Penn 14; Rhode Island 49, Brown 42 (ot)</i>	3	3-0	1.000	3-0	1.000
Metro Atlantic (FCS) <i>New Hampshire 49, Iona 21</i>	1	1-0	1.000	0-0	--
Mid-Eastern (FCS) <i>Towson 28, Morgan State 21; Delaware 44, Delaware State 7</i>	2	2-0	1.000	2-0	1.000
Northeast (FCS) <i>Towson 20, Central Connecticut State 10; Maine 21, Monmouth 14; Hofstra 28, Albany 13; Delaware 42, Monmouth 7</i>	4	4-0	1.000	3-1	.750
Ohio Valley (FCS) <i>Richmond 31, Eastern Kentucky 14</i>	1	1-0	1.000	0-0	--
Patriot (FCS) <i>Massachusetts 40, Holy Cross 30; Fordham 27, Rhode Island 23; Massachusetts 35, Colgate 17; Villanova 30, Lehigh 20; Richmond 45, Bucknell 14; Colgate 27, Towson 17; Massachusetts 49, Fordham 35</i>	7	5-2	.714	4-1	.800
SEC (BCS) <i>Vanderbilt 41, Richmond 17</i>	1	0-1	.000	0-0	--
Southern (FCS) <i>Hofstra 32, Furman 17; Appalachian State 28, James Madison 27; Richmond 21, Wofford 10; Appalachian State 55, Richmond, 35; Appalachian State 49, Delaware 21</i>	5	2-3	.400	1-3	.250
Southland (FCS) <i>Northeastern 42, Northwestern State 14</i>	1	1-0	1.000	0-0	--
Division II <i>Delaware 41, West Chester 14</i>	1	1-0	1.000	3-0	.000
CAA Football vs. FCS	36	27-9	.750	19-8	.703

2007 CAA FOOTBALL NON-CONFERENCE RECORD

(Since 2002)

Year	Overall			Playoffs	
	Games	W-L	Pct.	W-L	Pct.
2002	36	24-12	.667	3-3	.500
2003	36	24-12	.667	4-1	.800
2004	47	32-15	.681	8-3	.727
2005	40	25-15	.625	2-2	.500
2006	39	24-15	.615	4-3	.571
2007	47	30-17	.638	6-5	.545
TOTALS	245	159-86	.649	27-17	.614



CAA FOOTBALL ALL-TIME VICTORIES OVER BCS/FBS OPPONENTS

(Since 1997)

YEAR	CAA School	BCS-FBS Opponent	Score	Date
1998	William and Mary	Temple	45-38	Oct. 3
1999	Connecticut	Buffalo	23-0	Sept. 18
2000	Northeastern	Connecticut	35-27	Sept. 23
2000	Richmond	Arkansas State	30-27	Sept. 30
2000	Rhode Island	Connecticut	26-21	Nov. 11
2002	Villanova	Rutgers	37-19	Aug. 31
2002	Northeastern	Ohio	31-0	Sept. 7
2003	Villanova	Temple	23-20 (2ot)	Sept. 6
2003	Delaware	Navy	21-17	Oct. 25
2004	New Hampshire	Rutgers	35-24	Sept. 11
2004	Maine	Mississippi State	9-7	Sept. 18
2006	Richmond	Duke	13-0	Sept. 2
2006	New Hampshire	Northwestern	34-17	Sept. 9
2007	New Hampshire	Marshall	48-35	Sept. 15
2007	Delaware	Navy	59-52	Oct. 27

CAA Football Record against BCS-FBS Opponents (Since 1997) 15-56 (.211)

CAA FOOTBALL -- NORTH DIVISION VS. SOUTH DIVISION

(Since 2004)

NORTH vs. south	W	L	T	Pct.	SOUTH vs. north	W	L	T	Pct.
Massachusetts	9	3	0	.750	James Madison	11	1	0	.917
New Hampshire	7	5	0	.583	Richmond	8	4	0	.667
Maine	6	6	0	.500	William and Mary	6	6	0	.500
Hofstra	5	7	0	.417	Delaware	6	6	0	.500
Northeastern	4	8	0	.333	Villanova	5	7	0	.417
Rhode Island	3	9	0	.250	Towson	2	10	0	.167
TOTALS	34	38	0	.472	TOTALS	38	34	0	.528



CAA FOOTBALL 2007 WEEKLY HONORS

CAA FOOTBALL OFFENSIVE PLAYER OF THE WEEK

- Sept. 3 Omar Cuff, Delaware, RB
Sept. 10 Tim Hightower, Richmond, RB
Sept. 17 Ricky Santos, New Hampshire, QB
Sept. 24 Tim Hightower, Richmond, RB
Oct. 1 Rodney Landers, James Madison, QB
Oct. 8 Sean Schaefer, Towson, QB
Oct. 15 Rodney Landers, James Madison, QB
Oct. 22 Ricky Santos, New Hampshire, QB
Oct. 29 Joe Flacco, Delaware, QB
Nov. 5 Maurice Murray, Northeastern, RB
Nov. 12 Eric Ward, Richmond, QB
Nov. 19 J.J. Moore, Massachusetts, WR
Ricky Santos, New Hampshire, QB

CAA FOOTBALL SPECIAL TEAMS PLAYER OF THE WEEK

- Sept. 3 Courtney Robinson, Massachusetts, KR
Sept. 10 Rob Zarrilli, Hofstra, PK
Sept. 17 Brian Pate, William and Mary, PK
Sept. 24 Mike Boyle, New Hampshire, KR
Oct. 1 Justin Rogers, Richmond, KR
Oct. 8 Kareem Huggins, Hofstra, KR
Oct. 15 Derek Hatcher, Richmond, PR
Oct. 22 Kareem Huggins, Hofstra, KR
Oct. 29 Angelo Babbaro, Villanova, KR
Nov. 5 Jon Striefsky, Delaware, PK
Nov. 12 Chris Koepplin, Massachusetts, PK
Nov. 19 Scotty McGee, James Madison, KR

CAA FOOTBALL DEFENSIVE PLAYER OF THE WEEK

- Sept. 3 Brian Bradford, Towson, LB
Sept. 10 Justin Barnes, James Madison, LB
Sept. 10 Gian Villante, Hofstra, LB
Sept. 17 Stanley Gutierrez, Hofstra, LB
Sept. 24 Matt Marcorelle, Delaware, DL
Oct. 1 Derek Cox, William and Mary, DB
Oct. 8 Greg Miller, Villanova, DL
Oct. 15 Gian Villante, Hofstra, LB
Oct. 22 Eric McBride, Richmond, LB
Oct. 29 Stephen Howell, Richmond, DB
Nov. 5 Jovan Belcher, Maine, DL
Nov. 12 Jovan Belcher, Maine, DL
Nov. 12 Tim Kukucka, Villanova, DL
Nov. 19 John Baranowsky, James Madison, DL

CAA FOOTBALL ROOKIE OF THE WEEK

- Sept. 3 Justin Rogers, Richmond, KR
Sept. 10 Phillip Thaxton, Delaware, RB
Sept. 17 Anthony Walters, Delaware, DB
Sept. 24 John Dempsey, Villanova, DB
Oct. 1 Cody Cipalla, Delaware, DB
Oct. 8 R.J. Toman, New Hampshire, QB
Oct. 15 Cameron Dohse, William and Mary, WR
Oct. 22 Adam Abramowitz, Richmond, DL
Oct. 29 Martel Moody, Villanova, DB
Nov. 5 Griff Yancey, James Madison, RB
Nov. 12 Griff Yancey, James Madison, RB
Nov. 19 Terence Thomas, Villanova, LB

CAREER CAA FOOTBALL WEEKLY AWARD LEADERS (Since 2007)

3 - Ricky Santos (New Hampshire, QB)

2 - Jovan Belcher (Maine, DL); Tim Hightower (Richmond, RB); Kareem Huggins (Hofstra, KR); Rodney Landers (James Madison, QB); Justin Rogers (Richmond, KR); Gian Villante (Hofstra, LB); Griff Yancey (James Madison, RB)

1 - Adam Abramowitz (Richmond, DL); Angelo Babbaro (Villanova, KR), John Baranowsky (James Madison, DL); Justin Barnes (James Madison, LB); Mike Boyle (New Hampshire, KR); Brian Bradford (Towson, LB); Cody Cipalla (Delaware, DB); Derek Cox (William and Mary, DB); Omar Cuff (Delaware, RB); John Dempsey (Villanova, DB); Cameron Dohse (William and Mary, WR); Joe Flacco (Delaware, QB); Stanley Gutierrez (Hofstra, LB); Derek Hatcher (Richmond, PR); Stephen Howell (Richmond, DB); Chris Koepplin (Massachusetts, PK); Tim Kukucka (Villanova, DL); Matt Marcorelle (Delaware, DL); Eric McBride (Richmond, LB); Scotty McGee (James Madison, KR); Greg Miller (Villanova, DL); Martel Moody (Villanova, DB); J.J. Moore (Massachusetts, WR); Maurice Murray (Northeastern, RB); Brian Pate (William and Mary, PK); Courtney Robinson (Massachusetts, KR); Sean Schaefer (Towson, QB); Jon Striefsky (Delaware, PK); Phillip Thaxton (Delaware, RB); Terence Thomas (Villanova, LB); R.J. Toman (New Hampshire, QB); Anthony Walters (Delaware, DB); Eric Ward (Richmond, QB); Rob Zarrilli (Hofstra, PK)



RICKY SANTOS, NEW HAMPSHIRE

WEEKLY NATIONAL HONOREES

THE SPORTS NETWORK NATIONAL PLAYER OF THE WEEK

- Sept. 3 Omar Cuff, Delaware, RB
Sept. 10 Tim Hightower, Richmond, RB
Sept. 17 Ricky Santos, New Hampshire, QB
Sept. 24 Tim Hightower, Richmond, RB
Nov. 19 John Baranowsky, James Madison, DL

COLLEGE SPORTING NEWS NATIONAL PLAYER OF THE WEEK

- Sept. 3 Omar Cuff, Delaware, RB
Sept. 10 Justin Barnes, James Madison, LB
Sept. 17 Ricky Santos, New Hampshire, QB
Sept. 24 Brian Pate, William and Mary, PK
Oct. 8 Tim Hightower, Richmond, RB
Oct. 8 Sean Schaefer, Towson, QB
Oct. 22 Ricky Santos, New Hampshire, QB
Oct. 29 Angelo Babbaro, Villanova, KR
Nov. 5 Maurice Murray, Northeastern, RB
Nov. 19 John Baranowsky, James Madison, DL



2007 CAA FOOTBALL/NCAA STATISTICAL RANKINGS

OFFENSE					DEFENSE				
Team	Rushing	Passing	Total	Scoring	Team	Rushing	Passing	Total	Scoring
Delaware	5/45	1/11	1/6	1/11	Delaware	8/72	3/25	6/50	8/56
Hofstra	9/70	5/26	7/44	7/51	Hofstra	1/11	8/55	2/15	4/37
James Madison	1/7	10/96	2/26	4/20	James Madison	3/22	6/51	3/24	3/29
Maine	4/39	11/104	11/100	11/103	Maine	5/43	4/42	4/29	7/48
Massachusetts	8/65	4/21	5/34	5/27	Massachusetts	2/13	5/46	1/14	1/15
New Hampshire	10/86	3/13	3/29	2/14	New Hampshire	11/80	12/106	12/105	10/72
Northeastern	6/51	9/90	10/94	10/96	Northeastern	10/78	7/53	9/71	9/61
Rhode Island	3/14	12/110	8/75	9/93	Rhode Island	7/68	10/97	11/93	11/90
Richmond	2/12	8/84	4/31	3/16	Richmond	6/50	9/73	7/56	6/45
Towson	12/111	6/31	12/101	12/107	Towson	9/73	2/21	5/43	2/28
Villanova	7/62	7/82	9/91	8/61	Villanova	4/29	11/99	8/66	5/42
William and Mary	11/95	2/12	6/40	6/37	William and Mary	12/108	1/12	10/83	12/111

CAA FOOTBALL ALL-TIME LEAGUE STANDINGS

(League games only)

Team	Wins	Losses	Ties	Pct.	Overall Titles	Shared Titles	Outright Titles	Last Title
Delaware	119	58	0	.672	8	6	2	2004
Massachusetts	222	121	4	.646	21	11	10	2007
William and Mary	71	51	0	.582	3	2	1	2004
<i>Connecticut</i>	158	115	10	.576	15	10	5	1989
Villanova	93	70	0	.571	4	3	1	2001
James Madison	69	54	0	.561	2	2	0	1999
New Hampshire	179	169	10	.514	12	4	8	2005
Maine	157	195	7	.447	11	8	3	2002
<i>Boston University</i>	71	89	0	.444	6	4	2	1993
Hofstra	26	33	0	.441	1	1	0	2001
Richmond	77	100	0	.435	5	4	1	2007
Northeastern	48	75	0	.390	1	1	0	2002
Rhode Island	124	232	7	.351	7	5	2	1985
<i>Vermont</i>	27	63	2	.304	0	0	0	-----
Towson	8	24	0	.250	0	0	0	-----

former league members in italics

Last Back-to-Back Champion: Massachusetts (2006-07) -- Shared with Richmond in 2007

Longest Title Streak: 5, Connecticut (1956-60)

Most Years Between Titles: 23, Rhode Island (1957-81)

CAA FOOTBALL RECORD

LAST FIVE SEASONS

(All Games)

Team	Wins	Losses	Ties	Pct.	Titles
Massachusetts	46	17	0	.730	3
Delaware	46	20	0	.697	2
James Madison	43	19	0	.694	1
New Hampshire	42	21	0	.667	1
Villanova	30	25	0	.545	0
Richmond	30	29	0	.508	2
William and Mary	28	29	0	.491	1
Maine	27	29	0	.482	0
*Towson	19	25	0	.432	0
Hofstra	23	33	0	.411	0
Northeastern	23	33	0	.411	0
Rhode Island	19	37	0	.339	0

* - Began league membership in 2004

CAA FOOTBALL RECORD

LAST 10 SEASONS

(All Games)

Team	Wins	Losses	Ties	Pct.	Titles
Massachusetts	85	40	0	.680	4
Delaware	82	42	0	.661	3
Villanova	67	47	0	.588	1
James Madison	67	52	0	.563	2
New Hampshire	64	54	0	.542	1
Maine	61	53	0	.535	2
William and Mary	58	53	0	.523	2
Richmond	61	56	0	.521	4
**Hofstra	38	42	0	.475	1
Northeastern	49	63	0	.438	1
*Towson	19	25	0	.432	0
Rhode Island	37	74	0	.333	0

* - Began league membership in 2004

** - Began league membership in 2001



2007 CAA FOOTBALL ATTENDANCE

School	Stadium	Seat Capacity	Games	Total Att.	Average Att.	Pct. of Seat Capacity
Delaware	Delaware Stadium	22,000	7	150,573	21,510.4	97.77
Hofstra	Shuart Stadium	15,000	6	29,733	4,955.5	33.04
James Madison	Bridgeforth Stadium	14,513	6	87,069	14,511.5	99.99
Maine	Alfond Stadium	10,000	5	27,443	5,488.6	54.87
Massachusetts	McGuirk Alumni Stadium	17,000	6	70,259	11,709.8	68.88
New Hampshire	Cowell Stadium	6,500	6	43,450	7,241.7	111.41
Northeastern	Parsons Field	7,000	5	14,100	2,820	40.29
Rhode Island	Meade Stadium	5,180	5	17,181	3,436.2	66.34
Richmond	UR Stadium	21,319	6	37,726	6,287.7	29.49
Towson	Unitas Stadium	11,198	5	35,693	7,138.6	63.75
Villanova	Villanova Stadium	12,000	5	45,997	9,199.4	76.67
William and Mary	Zable Stadium	12,259	5	53,499	10,699.8	87.28

2007 CAA FOOTBALL COACHING RECORDS

Coach, Team	COLLEGIATE OVERALL RECORD		ALL GAMES AT CAA SCHOOLS		CAA FOOTBALL GAMES ONLY	
	W-L-T	Pct.	W-L-T	Pct.	W-L-T	Pct.
K.C. Keeler, Delaware	140-47-1	.747	52-26	.667	30-20	.600
Dave Cohen, Hofstra	9-13	.409	9-13	.409	5-11	.313
Mickey Matthews, James Madison	64-44	.593	64-44	.593	43-32	.573
Jack Cosgrove, Maine	80-90	.471	80-90	.471	54-69	.439
*Don Brown, Massachusetts	88-40	.688	63-34	.649	43-24	.642
Sean McDonnell, New Hampshire	60-47	.561	60-47	.561	36-39	.480
Rocky Hager, Northeastern	106-54-1	.661	15-29	.341	12-20	.375
#Tim Stowers, Rhode Island	84-80	.512	33-57	.367	20-47	.299
#Dave Clawson, Richmond	58-49	.542	29-20	.592	19-13	.594
Gordy Combs, Towson	89-81	.524	19-25	.432	8-24	.250
Andy Talley, Villanova	183-116-2	.611	155-98-1	.612	93-70	.571
Jimmye Laycock, William and Mary	182-134-2	.575	182-134-2	.575	71-51	.582

* - Coached at Northeastern from 2000-03, # - No longer at the school

2007 CAA FOOTBALL STARTING QUARTERBACKS

(Stats include all appearances)

School	Quarterback(s)	Record	----- IN WINS -----				----- IN LOSSES -----			
			A-C-I	Yards	TD	Pct.	A-C-I	Yards	TD	Pct.
Delaware	Joe Flacco	11-4	347-225-3	2990	16	64.8	174-106-2	1273	7	60.9
Hofstra	Bryan Savage	7-4	214-144-9	1786	11	67.3	153-88-7	882	2	57.5
James Madison	Rodney Landers	8-4	130-93-0	1286	10	71.5	75-37-5	392	3	49.3
Maine	Michael Brusko	2-1	49-29-1	294	2	59.2	51-31-1	269	2	60.8
	Adam Farkes	2-6	28-15-0	185	1	53.6	126-63-4	651	6	50.0
Massachusetts	Liam Coen	10-3	275-185-9	2497	25	67.3	85-47-5	594	5	55.3
New Hampshire	Ricky Santos	6-5	151-117-1	1632	18	77.5	199-139-6	1340	6	69.8
	R.J. Toman	1-0	34-25-0	310	4	76.4				
Northeastern	Anthony Orio	3-8	47-37-0	532	4	78.7	182-102-6	1026	4	56.0
Rhode Island	Derek Cassidy	2-7	34-16-2	239	3	47.1	105-55-4	738	2	52.4
	DJ Stefkovich	1-1	14-5-0	75	0	35.7	43-17-1	193	0	39.5
Richmond	Eric Ward	11-3	260-161-6	1784	14	61.9	93-55-5	557	3	59.1
Towson	Sean Schaefer	3-8	113-79-4	800	7	69.9	304-176-15	1753	5	57.9
Villanova	Antwon Young	4-2	102-67-2	892	13	65.7	51-32-2	300	1	62.7
	Chris Whitney	3-2	59-37-1	296	2	62.7	41-22-2	320	3	53.7
William and Mary	Jake Phillips	4-7	103-66-1	1011	10	64.1	233-124-6	1790	9	53.2



2007 CAA FOOTBALL SUPERLATIVES



**JOE FLACCO,
DELAWARE**

400 - YARD PASSERS

Joe Flacco (Delaware, Senior)	434 vs. Navy (10/27)
Jake Phillips (William and Mary, Junior)	433 vs. Delaware (8/30)
Liam Coen (Massachusetts, Junior)	421 vs. Southern Illinois (12/1)
Liam Coen (Massachusetts, Junior)	419 vs. Fordham (11/24)
Ricky Santos (New Hampshire, Senior)	419 vs. Rhode Island (10/27)
Joe Flacco (Delaware, Senior)	419 vs. New Hampshire (10/6)

325 - YARD PASSERS

Joe Flacco (Delaware, Senior)	375 vs. Richmond (11/10)
Ricky Santos (New Hampshire, Senior)	355 vs. Maine (11/17)
Liam Coen (Massachusetts, Junior)	355 vs. Villanova (10/13)
Ricky Santos (New Hampshire, Senior)	353 vs. James Madison (9/8)
Sean Schaefer (Towson, Junior)	349 vs. James Madison (11/17)
Jake Phillips (William and Mary, Junior)	342 vs. Richmond (11/17)
Joe Flacco (Delaware, Senior)	337 vs. Rhode Island (9/15)
Jake Phillips (William and Mary, Junior)	335 vs. Liberty (9/15)
Joe Flacco (Delaware, Senior)	334 vs. Appalachian State (12/14)
Bryan Savage (Hofstra, Junior)	325 vs. New Hampshire (10/20)



**TIM HIGHTOWER,
RICHMOND**

200 - YARD RUSHER

Tim Hightower (Richmond, Senior)	295 vs. Bucknell (9/22)
Omar Cuff (Delaware, Senior)	288 vs. Delaware State (11/23)
Tim Hightower (Richmond, Senior)	246 vs. Northeastern (9/8)
Omar Cuff (Delaware, Senior)	244 vs. William and Mary (8/30)
Maurice Murray (Northeastern, Senior)	206 vs. New Hampshire (11/3)
Omar Cuff (Delaware, Senior)	200 vs. Northeastern (10/13)

125 - YARD RUSHERS

Jhamal Fluellen (Maine, Junior)	197 vs. William and Mary (10/13)
Omar Cuff (Delaware, Senior)	189 vs. Richmond (11/10)
Tim Hightower (Richmond, Senior)	187 vs. Villanova (11/3)
Matt Lawrence (Massachusetts, Senior)	186 vs. William and Mary (10/27)
Kareem Huggins (Hofstra, Senior)	186 vs. Towson (10/13)
Maurice Murray (Northeastern, Senior)	182 vs. Rhode Island (11/17)
Maurice Murray (Northeastern, Senior)	182 vs. James Madison (10/6)
Tim Hightower (Richmond, Senior)	180 vs. Eastern Kentucky (11/24)
Phillip Thaxton (Delaware, Freshman)	177 vs. West Chester (9/8)
Matt Lawrence (Massachusetts, Senior)	176 vs. Maine (9/22)
Maurice Murray (Northeastern, Senior)	174 vs. Northwestern State (9/15)
Rodney Landers (James Madison, Junior)	173 vs. Rhode Island (10/13)
Antoinette Bolton (James Madison, Senior)	172 vs. Delaware (11/3)
Matt Dicken (Villanova, Senior)	172 vs. Massachusetts (10/13)
Rodney Landers (James Madison, Junior)	171 vs. William and Mary (11/10)
Griff Yancey (James Madison, Freshman)	171 vs. Delaware (11/3)
Jhamal Fluellen (Maine, Junior)	170 vs. Villanova (9/15)
Jimmy Hughes (Rhode Island, Junior)	168 vs. New Hampshire (10/27)
Tim Hightower (Richmond, Senior)	168 vs. New Hampshire (9/29)

125 - YARD RUSHERS (cont.)

Matt Lawrence (Massachusetts, Senior)	167 vs. Fordham (11/24)
Matt Lawrence (Massachusetts, Senior)	153 vs. Holy Cross (9/1)
Rodney Landers (James Madison, Junior)	150 vs. Towson (11/17)
Maurice Murray (Northeastern, Senior)	147 vs. Hofstra (11/10)
Michael Brusko (Maine, Sophomore)	146 vs. Rhode Island (11/10)
Omar Cuff (Delaware, Senior)	141 vs. Navy (10/27)
Kareem Huggins (Hofstra, Senior)	141 vs. Stony Brook (9/29)
Matt Lawrence (Massachusetts, Senior)	139 vs. New Hampshire (11/10)
Nick Williams (Towson, Senior)	139 vs. William and Mary (9/29)
Kareem Huggins (Hofstra, Senior)	137 vs. Maine (10/6)
Matt Dicken (Villanova, Senior)	134 vs. Delaware (11/17)
Matt Dicken (Villanova, Senior)	133 vs. Towson (11/10)
Josh Vaughan (Richmond, Junior)	132 vs. William and Mary (11/17)
Griff Yancey (James Madison, Freshman)	132 vs. William and Mary (11/10)
Kareem Huggins (Hofstra, Senior)	130 vs. Rhode Island (9/22)
Joe Casey (Rhode Island, Junior)	130 vs. Hofstra (9/22)
Rodney Landers (James Madison, Junior)	129 vs. Appalachian State (11/24)
Jhamal Fluellen (Maine, Junior)	129 vs. Stony Brook (10/20)
Rodney Landers (James Madison, Junior)	129 vs. Coastal Carolina (9/22)
Rodney Landers (James Madison, Junior)	128 vs. New Hampshire (9/8)
Maurice Murray (Northeastern, Senior)	127 vs. Maine (10/27)
Jhamal Fluellen (Maine, Junior)	125 vs. Monmouth (9/1)

200 - YARD RECEIVERS

Elliott Mack (William and Mary, Junior)	201 vs. Richmond (11/17)
--	---------------------------------

125 - YARD RECEIVERS

Rasheed Rancher (Massachusetts, Senior)	198 vs. Fordham (11/24)
Charles Sullivan (Hofstra, Senior)	184 vs. Towson (10/13)
Mike Boyle (New Hampshire, Junior)	170 vs. Maine (11/17)
J.J. Moore (Massachusetts, Senior)	163 vs. Holy Cross (9/1)
D.J. McAulay (William and Mary, Junior)	162 vs. Delaware (8/30)
Mark Duncan (Delaware, Sophomore)	157 vs. Richmond (11/10)
J.J. Moore (Massachusetts, Senior)	155 vs. Hofstra (11/17)
Rasheed Rancher (Massachusetts, Senior)	155 vs. Villanova (10/13)
Charles Sullivan (Hofstra, Senior)	147 vs. Furman (9/8)
Rasheed Rancher (Massachusetts, Senior)	143 vs. Southern Illinois (12/1)
Drew Atchison (William and Mary, Senior)	139 vs. Delaware (8/30)
J.J. Moore (Massachusetts, Senior)	138 vs. Villanova (10/13)
Aaron Love (Delaware, Junior)	137 vs. Rhode Island (9/15)
Brandyn Harvey (Villanova, Sophomore)	135 vs. Richmond (11/3)
Robbie Agnone (Delaware, Junior)	133 vs. Navy (10/27)
Paul Perry (Towson, Senior)	131 vs. Massachusetts (9/15)
Elliott Mack (William and Mary, Junior)	128 vs. James Madison (11/10)
Anthony Nelson (Hofstra, Freshman)	128 vs. New Hampshire (10/20)
Charles Sullivan (Hofstra, Senior)	125 vs. Albany (9/15)



**JEFF PAMMER,
NEW HAMPSHIRE**

17-OR-MORE TACKLES

Jeff Pammer (New Hampshire, Senior)	21 vs. Northeastern (11/3)
Husain Karim (New Hampshire, Senior)	21 vs. Rhode Island (10/27)
Erik Johnson (Delaware, Junior)	20 vs. Navy (10/27)
Brian Bradford (Towson, Senior)	19 vs. Villanova (11/10)
Husain Karim (New Hampshire, Senior)	19 vs. Northeastern (11/3)
Justin Barnes (James Madison, Senior)	19 vs. New Hampshire (9/8)
Brian Bradford (Towson, Senior)	18 vs. Maine (11/3)
Justin Barnes (James Madison, Senior)	17 vs. VMI (9/15)
Brian Bradford (Towson, Senior)	17 vs. Central Connecticut State (8/30)



2007 CAA FOOTBALL INDIVIDUAL STATISTICS

RUSHING									
	Team	Cl	G	Att	Yds	Avg	TD	Long	Yds/G
1. Tim Hightower (6)	UR	SR	14	327	1924	5.9	20	90	137.4
2. Omar Cuff (7)	UD	SR	15	398	1945	4.9	35	48	129.7
3. Maurice Murray (8)	NU	SR	11	302	1421	4.7	14	50	129.2
4. Matt Lawrence (15)	UMASS	SR	13	318	1585	5.0	16	62	121.9
5. Kareem Huggins (24)	HOF	SR	9	178	957	5.4	9	71	106.3
6. Rodney Landers (26)	JMU	JR	12	223	1273	5.7	12	34	106.1
7. Jhamal Fluellen (37)	UM	JR	11	223	1052	4.7	5	50	95.6
8. Matt Dicken (51)	VU	SR	11	221	922	4.2	4	44	83.8
9. Griff Yancey (92)	JMU	FR	11	105	665	6.3	8	86	60.5
10. <i>Courtland Murriner (100)</i>	<i>WM</i>	<i>FR</i>	<i>9</i>	<i>115</i>	<i>518</i>	<i>4.5</i>	<i>1</i>	<i>25</i>	<i>57.6</i>

ALL PURPOSE									
	Team	Cl	G	Rush	Rcv	PR	KR	Yds	Avg/G
1. Kareem Huggins (6)	HOF	SR	9	957	103	0	641	1701	189.0
2. Omar Cuff (17)	UD	SR	15	1945	554	0	0	2499	166.6
3. Tim Hightower (26)	UR	SR	14	1924	228	0	0	2152	153.7
4. Maurice Murray (39)	NU	SR	11	1421	55	0	0	1476	134.2
5. Matt Lawrence (45)	UMASS	SR	13	1585	69	0	30	1684	129.5
6. Jhamal Fluellen (57)	UM	JR	11	1052	302	0	0	1354	123.1
7. Kervin Michaud (59)	UD	JR	13	108	682	0	806	1596	122.8
8. Chad Kackert (61)	UNH	SO	9	380	196	0	526	1102	122.4
9. Keith LeVan (86)	UNH	SR	12	80	843	0	380	1303	108.6
10. Jerrell Jones (87)	URI	SR	10	393	120	31	541	1085	108.5

PASSING PER GAME										
	Team	Cl	G	Att	Cmp	Int	Pct.	Yds	TD	Avg/G
1. Joe Flacco	UD	SR	15	521	331	5	63.5	4263	23	284.2
2. Ricky Santos	UNH	SR	11	350	256	7	73.1	2972	24	270.2
3. Jake Phillips	WM	JR	11	336	190	7	56.5	2801	19	254.6
4. Bryan Savage	HOF	JR	11	367	232	16	63.2	2668	13	242.5
5. Liam Coen	UMASS	JR	13	360	232	14	64.4	3091	30	237.8
6. Sean Schaefer	TU	JR	11	417	255	19	61.2	2553	12	232.1
7. Eric Ward	UR	SO	14	353	216	11	61.2	2341	17	167.2
8. Anthony Orio	NU	JR	11	229	139	6	60.7	1558	8	141.6
9. Rodney Landers	JMU	JR	12	205	130	5	63.4	1678	13	139.8
10. Derek Cassidy	URI	JR	10	153	76	6	49.7	1025	5	102.5

INTERCEPTIONS									
	Team	Cl	G	Int	Yds	TD	Long	Int/G	
1. Stanley Gutierrez (29)	HOF	SR	11	4	10	0	6	0.36	
2. Martel Moody (52)	VU	FR	10	3	71	1	43	0.30	
3. Derek Cox (69)	WM	JR	11	3	69	0	69	0.27	
Ki'Ameer Johnson (69)	URI	SR	11	3	64	1	44	0.27	
David Darby (69)	HOF	SR	11	3	19	0	19	0.27	
Adrian Owen (69)	URI	SR	11	3	12	0	8	0.27	
7. Courtney Robinson	UMASS	JR	13	3	39	0	20	0.23	
Jeromy Miles	UMASS	SO	13	3	6	0	6	0.23	
9. Salim Koroma	VU	JR	9	2	42	1	42	0.22	
Darrius Ramsey	JMU	JR	9	2	7	0	7	0.22	

TOTAL OFFENSE									
	Team	Cl	G	Rush	Pass	Plays	Total	Yds/G	
1. Ricky Santos (7)	UNH	SR	11	243	2972	461	3215	292.3	
2. Joe Flacco (10)	UD	SR	15	22	4263	585	4285	285.7	
3. Jake Phillips (14)	WM	JR	11	192	2801	435	2993	272.1	
4. Bryan Savage (15)	HOF	JR	11	302	2668	485	2970	270.0	
5. Rodney Landers (20)	JMU	JR	12	1273	1678	428	2951	245.9	
6. Liam Coen (28)	UMASS	JR	13	-94	3091	391	2997	230.5	
7. Sean Schaefer (35)	TU	JR	11	-157	2553	475	2396	217.8	
8. Eric Ward (46)	UR	SO	14	476	2341	461	2817	201.2	
9. Anthony Orio (75)	NU	JR	11	190	1558	298	1748	158.9	
10. Tim Hightower (92)	UR	SR	14	1924	0	327	1924	137.4	

PASS EFFICIENCY										
	Team	Cl	G	Att	Cmp	Int	Pct.	Yds	TD	Eff.
1. Ricky Santos (5)	UNH	SR	11	350	256	7	73.1	2972	24	163.1
2. Liam Coen (9)	UMASS	JR	13	360	232	14	64.4	3091	30	156.3
3. Rodney Landers (14)	JMU	JR	12	205	130	5	63.4	1678	13	148.2
4. Joe Flacco (18)	UD	SR	15	521	331	5	63.5	4263	23	144.9
5. Jake Phillips (23)	WM	JR	11	336	190	7	56.5	2801	19	141.1
6. Bryan Savage (43)	HOF	JR	11	367	232	16	63.2	2668	13	127.3
7. Eric Ward (46)	UR	SO	14	353	216	11	61.2	2341	17	126.6
8. Anthony Orio (53)	NU	JR	11	229	139	6	60.7	1558	8	124.1
9. Michael Brusko	UM	SO	10	100	60	2	60.0	561	4	116.3
10. Sean Schaefer (72)	TU	JR	11	417	255	19	61.2	2553	12	113.0

RECEPTIONS/GAME									
	Team	Cl	G	Rec	Yds	TD	Long	Avg/C	Rec/G
1. Charles Sullivan (5)	HOF	SR	11	86	991	7	44	11.5	7.82
2. J.J. Moore (17)	UMASS	SR	13	80	1100	5	54	13.8	6.15
3. Marcus Lee (19)	TU	JR	11	66	680	2	39	10.3	6.00
4. Keith LeVan (20)	UNH	SR	12	71	843	10	57	11.9	5.92
5. Kevin Grayson (23)	UR	FR	12	68	970	7	35	14.3	5.67
6. Demetrius Harrison (40)	TU	SR	11	58	545	4	34	9.4	5.27
7. Aaron Love (41)	UD	JR	14	73	1009	3	38	13.8	5.21
8. Mark Duncan (60)	UD	SO	15	70	916	6	84	13.1	4.67
9. Scott Sicko (81)	UNH	SO	12	51	619	6	35	12.1	4.25
10. Elliott Mack (83)	WM	JR	11	46	849	5	73	18.5	4.18

PUNT RETURN AVG									
	Team	Cl	G	Ret	Yds	TD	Long	Avg	
1. Anthony Nelson (6)	HOF	FR	11	20	312	0	77	15.6	
2. Derek Hatcher (15)	UR	SO	13	23	276	1	66	12.0	
3. Matthew Szczur (34)	VU	FR	11	17	165	0	36	9.7	
4. J.J. Moore (43)	UMASS	SR	13	28	234	1	58	8.4	
5. Aaron Love (53)	UD	JR	14	17	122	0	19	7.2	
6. L.C. Baker (63)	JMU	SR	9	14	92	0	43	6.6	
7. Marcus Lee (67)	TU	JR	11	17	101	0	21	5.9	

RECEIVE YDS/GAME									
	Team	Cl	G	Rec	Yds	TD	Long	Avg/C	Yds/G
1. Charles Sullivan (15)	HOF	SR	11	86	991	7	44	11.5	90.1
2. J.J. Moore (20)	UMASS	SR	13	80	1100	5	54	13.8	84.6
3. Kevin Grayson (26)	UR	FR	12	68	970	7	35	14.3	80.8
4. Rasheed Rancher (32)	UMASS	SR	13	49	1007	9	71	20.6	77.5
5. Elliott Mack (33)	WM	JR	11	46	849	5	73	18.5	77.2
6. Aaron Love (40)	UD	JR	14	73	1009	3	38	13.8	72.1
7. Keith LeVan (44)	UNH	SR	12	71	843	10	57	11.9	70.2
8. Mike Boyle (45)	UNH	JR	12	50	842	7	58	16.8	70.2
9. Marcus Lee (66)	TU	JR	11	66	680	2	39	10.3	61.8
10. Mark Duncan (72)	UD	SO	15	70	916	6	84	13.1	61.1

KICK RETURN AVG									
	Team	Cl	G	Ret	Yds	TD	Long	Avg	
1. Justin Rogers (3)	UR	SO	12	33	1002	2	93	30.4	
2. Angelo Babbaro (6)	VU	SO	9	22	636	1	95	28.9	
3. Chad Kackert (23)	UNH	SO	9	20	526	1	94	26.3	
4. Matthew Szczur (24)	VU	FR	11	19	495	0	40	26.1	
Courtney Robinson (24)	UMASS	JR	13	19	495	1	100	26.1	
6. Kareem Huggins (35)	HOF	SR	9	26	641	2	98	24.7	
7. David Caldwell (41)	WM	SO	11	20	486	0	54	24.3	
8. Thomas Schonder (63)	WM	FR	10	17	390	0	34	22.9	
9. Jimmy McClam (73)	TU	JR	10	25	554	0	42	22.2	
10. Antonio Walcott (84)	UM	FR	11	20	422	0	34	21.1	



2007 CAA FOOTBALL INDIVIDUAL STATISTICS

PUNTING							
	Team	Cl	G	Punt	Yds	Long	Avg
1. Bryan Giannecchini (27)	URI	SR	11	43	1761	68	41.0
2. Tom Bishop (34)	UNH	JR	12	44	1776	77	40.4
3. Ron Conway (53)	NU	SO	11	45	1774	65	39.4
4. Brian Radford	UR	SO	14	47	1820	52	38.7
5. Kash Kiefer (62)	UM	JR	11	71	2707	82	38.1
6. Brett Arnold (66)	UMASS	JR	12	51	1931	68	37.9
7. Zach Ugarte (67)	VU	SO	11	60	2266	59	37.8
8. Jason Pritchard	JMU	JR	12	35	1311	70	37.5
9. Bill Shears (73)	TU	SO	11	48	1797	63	37.4
10. Chris Hanly (74)	HOF	SR	9	37	1373	51	37.1

SCORING										
	Team	Cl	G	TD	XPT	FG	2XP	Pts	Pts/G	
1. Omar Cuff (1)	UD	SR	15	39	0	0	0	234	15.6	
2. Tim Hightower (10)	UR	SR	14	23	0	0	0	138	9.9	
3. Jon Striefsky (20)	UD	JR	15	0	64	21	0	127	8.5	
4. Maurice Murray (41)	NU	SR	11	14	0	0	0	84	7.6	
5. Dave Stannard (44)	JMU	JR	12	1	49	12	0	91	7.6	
6. Matt Lawrence (47)	UMASS	SR	13	16	0	0	0	96	7.4	
7. Andrew Howard (49)	UR	SO	14	0	58	15	0	103	7.4	
8. Kareem Huggins (50)	HOF	SR	9	11	0	0	0	66	7.3	
9. Rob Zarrilli (74)	HOF	SR	11	0	31	14	0	73	6.6	
10. Joe Marcoux (88)	VU	JR	11	0	34	12	0	70	6.4	

SCORING (TDs)										
	Team	Cl	G	TD	Rush	Pass	Ret	PAT	Pts	Pts/G
1. Omar Cuff	UD	SR	15	39	35	4	0	0	234	15.6
2. Tim Hightower	UR	SR	14	23	20	3	0	0	138	9.9
3. Maurice Murray	NU	SR	11	14	14	0	0	0	84	7.6
4. Matt Lawrence	UMASS	SR	13	16	16	0	0	0	96	7.4
5. Kareem Huggins	HOF	SR	9	11	9	0	2	0	66	7.3
6. Rodney Landers	JMU	JR	12	12	12	0	0	0	72	6.0
7. Keith LeVan	UNH	SR	12	11	1	10	0	0	66	5.5
8. Bryan Savage	HOF	JR	11	10	10	0	0	0	60	5.5
9. Mike Boyle	UNH	JR	12	10	2	7	1	0	60	5.0
10. Ricky Santos	UNH	SR	11	9	9	0	0	0	54	4.9

SCORING (KICK)							
	Team	Cl	G	PATs	FGs	Pts	Pts/G
1. Jon Striefsky	UD	JR	15	64-67	21-24	127	8.5
2. Andrew Howard	UR	SO	14	58-58	15-22	103	7.4
3. Dave Stannard	JMU	JR	12	49-51	12-14	85	7.1
4. Rob Zarrilli	HOF	SR	11	31-32	14-26	73	6.6
5. Joe Marcoux	VU	JR	11	34-35	12-18	70	6.4
6. Chris Koepplin	UMASS	SR	13	48-49	11-15	81	6.2
7. Brian Pate	WM	SO	11	40-41	9-16	67	6.1
8. Tom Manning	UNH	SO	12	54-58	6-11	72	6.0
9. Mark Bencivengo	TU	JR	11	15-15	12-18	51	4.6
10. Bobby Donnelly	UM	SR	11	17-17	9-11	44	4.0

FIELD GOALS							
	Team	Cl	G	FG	FGA	Pct.	FG/G
1. Jon Striefsky	UD	JR	15	21	24	87.5	1.40
2. Rob Zarrilli	HOF	SR	11	14	26	53.8	1.27
3. Joe Marcoux	VU	JR	11	12	18	66.7	1.09
Mark Bencivengo	TU	JR	11	12	18	66.7	1.09
5. Andrew Howard	UR	SO	14	15	22	68.2	1.07
6. Dave Stannard	JMU	JR	12	12	14	85.7	1.00
7. Chris Koepplin	UMASS	SR	13	11	15	73.3	0.85
8. Bobby Donnelly	UM	SR	11	9	11	81.8	0.82
Brian Pate	WM	SO	11	9	16	56.2	0.82
10. Bryan Giannecchini	URI	SR	11	8	11	72.7	0.73

PAT KICKING PCT						
	Team	Cl	G	Made	Att	Pct.
1. Andrew Howard	UR	SO	14	58	58	100.0
2. Chris Koepplin	UMASS	SR	13	48	49	98.0
3. Brian Pate	WM	SO	11	40	41	97.6
4. Joe Marcoux	VU	JR	11	34	35	97.1
5. Rob Zarrilli	HOF	SR	11	31	32	96.9
6. Mat Johnson	NU	SO	11	28	29	96.6
7. Dave Stannard	JMU	JR	12	49	51	96.1
8. Jon Striefsky	UD	JR	15	64	67	95.5
9. Tom Manning	UNH	SO	12	54	58	93.1

SACKS										
	Team	Cl	G	Pos	Solo	Ast	Yds	Total	Avg/G	
1. Jovan Belcher	UM	JR	11	DL	10	0	73	10.0	0.91	
2. David Burris	UMASS	SR	13	DE	9	1	55	9.5	0.73	
3. Matt Marcorelle	UD	SO	14	DL	6	4	68	8.0	0.57	
4. Collin McConaghy	UR	SO	14	LB	6	3	59	7.5	0.54	
5. Greg Miller	VU	JR	11	DL	7	1	42	7.5	0.68	
6. Michael Hanson	UMASS	SO	13	DE	6	2	67	7.0	0.54	
7. Tim Kukucka	VU	SO	11	DE	7	0	34	7.0	0.64	
8. Arthur Moats	JMU	SO	12	DE	5	3	38	6.5	0.54	
Sam Daniels	JMU	SO	12	DT	6	1	29	6.5	0.54	
10. Josh Jennings	UMASS	SO	13	LB	4	4	33	6.0	0.46	

TACKLES FOR LOSS										
	Team	Cl	G	Pos	Solo	Ast	Yds	Total	Avg/G	
1. Jovan Belcher	UM	JR	11	DL	14	6	95	17.0	1.55	
2. Michael Hanson	UMASS	SO	13	DE	12	8	83	16.0	1.23	
3. Matt Marcorelle	UD	SO	14	DL	12	6	101	15.0	1.07	
4. Collin McConaghy	UR	SO	14	LB	11	5	89	13.5	0.96	
5. Brian Bradford	TU	SR	11	LB	10	7	50	13.5	1.23	
6. David Burris	UMASS	SR	13	DE	11	4	62	13.0	1.00	
7. Tim Kukucka	VU	SO	11	DE	12	0	55	12.0	1.09	
8. Greg Miller	VU	JR	11	DL	11	1	61	11.5	1.05	
9. Erik Johnson	UD	JR	15	LB	10	2	54	11.0	0.73	
10. Josh Jennings	UMASS	SO	13	LB	7	5	46	9.5	0.73	

FUMBLES FORCED					
	Team	Cl	G	Num	Avg/G
1. Brian Bradford	TU	SR	11	4	0.36
2. Matt Marcorelle	UD	SO	14	5	0.36
3. Jeromy Miles	UMASS	SO	13	4	0.31
4. Pierre Turner	UR	SO	14	4	0.29
5. Stanley Gutierrez	HOF	SR	11	3	0.27
Greg Miller	VU	JR	11	3	0.27
Tim Kukucka	VU	SO	11	3	0.27
8. Husain Karim	UNH	SR	12	3	0.25
9. Andrew Downey	UM	JR	9	2	0.22
10. Martin Parker	UR	SO	14	3	0.21

FUMBLES RCVD					
	Team	Cl	G	Num	Avg/G
1. Drew Mack	TU	JR	10	3	0.30
2. Josh Rutter	WM	JR	11	3	0.27
3. Brandon Collier	UMASS	SO	13	3	0.23
4. Martin Parker	UR	SO	14	3	0.21
5. LT Brantley	URI	SR	10	2	0.20
6. Gian Villante	HOF	SR	11	2	0.18
Bruno Dorismond	UM	SR	11	2	0.18
8. Jeromy Miles	UMASS	SO	13	2	0.15
Stephen Howell	UR	SR	13	2	0.15
Charles Walker	UMASS	SR	13	2	0.15

PASSES DEFENDED							
	Team	Cl	G	Brup	Int	Total	Avg/G
1. Sean Smalls	UMASS	JR	13	10	1	11	0.85
Jeromy Miles	UMASS	SO	13	8	3	11	0.85
3. Tony LeZotte	JMU	SR	12	8	2	10	0.83
4. Ki'Ameer Johnson	URI	SR	11	6	3	9	0.82
5. Anthony Walters	UD	FR	15	9	3	12	0.80
6. Andrew Harris	UR	SR	13	8	2	10	0.77
Stephen Howell	UR	SR	13	8	2	10	0.77
8. Derek Cox	WM	JR	11	5	3	8	0.73
9. Martel Moody	VU	FR	10	4	3	7	0.70
10. Courtney Robinson	UMASS	JR	13	6	3	9	0.69



2007 CAA FOOTBALL INDIVIDUAL STATISTICS

TACKLES (All positions)	Team	Cl	G	Pos	Solo	Ast	Total	Avg/G	Sack
1. Brian Bradford	TU	SR	11	LB	65	84	149	13.5	3.5
2. Jeff Pammer	UNH	SR	12	DB	53	77	130	10.8	1.5
Husain Karim	UNH	SR	12	LB	35	95	130	10.8	2.0
4. Maurice Wilkins	TU	SR	11	LB	41	73	114	10.4	3.0
5. Gian Villante	HOF	SR	11	LB	55	55	110	10.0	1.5
6. <i>David Caldwell</i>	<i>WM</i>	<i>SO</i>	<i>11</i>	<i>DB</i>	<i>61</i>	<i>46</i>	<i>107</i>	<i>9.7</i>	<i>0.0</i>
7. John Wormuth	UM	SR	9	LB	43	44	87	9.7	3.5
8. <i>Eric McBride</i>	<i>UR</i>	<i>FR</i>	<i>14</i>	<i>LB</i>	<i>60</i>	<i>66</i>	<i>126</i>	<i>9.0</i>	<i>2.5</i>
9. Charles Walker	UMASS	SR	13	LB	45	71	116	8.9	1.0
10. Jason Hatchell	UMASS	SR	13	LB	49	66	115	8.8	0.5
11. <i>Josh Rutter</i>	<i>WM</i>	<i>JR</i>	<i>11</i>	<i>LB</i>	<i>45</i>	<i>51</i>	<i>96</i>	<i>8.7</i>	<i>1.0</i>
12. <i>Andrew Downey</i>	<i>UM</i>	<i>JR</i>	<i>9</i>	<i>LB</i>	<i>37</i>	<i>41</i>	<i>78</i>	<i>8.7</i>	<i>2.0</i>
13. <i>Collin McConaghy</i>	<i>UR</i>	<i>SO</i>	<i>14</i>	<i>LB</i>	<i>45</i>	<i>76</i>	<i>121</i>	<i>8.6</i>	<i>7.5</i>
14. <i>John Clements</i>	<i>UNH</i>	<i>JR</i>	<i>12</i>	<i>DB</i>	<i>54</i>	<i>45</i>	<i>99</i>	<i>8.2</i>	<i>0.0</i>
15. Joe Mele	NU	SR	11	LB	50	40	90	8.2	3.5
16. <i>Erik Johnson</i>	<i>UD</i>	<i>JR</i>	<i>15</i>	<i>LB</i>	<i>69</i>	<i>53</i>	<i>122</i>	<i>8.1</i>	<i>2.0</i>
17. Stanley Gutierrez	HOF	SR	11	LB	34	54	88	8.0	1.5
18. Tony LeZotte	JMU	SR	12	DB	51	44	95	7.9	0.0
19. Justin Barnes	JMU	SR	12	LB	46	48	94	7.8	1.5
20. <i>Marcus Haywood</i>	<i>JMU</i>	<i>JR</i>	<i>12</i>	<i>SS</i>	<i>53</i>	<i>40</i>	<i>93</i>	<i>7.8</i>	<i>0.5</i>
<i>Hugo Souza</i>	<i>UNH</i>	<i>FR</i>	<i>12</i>	<i>SS</i>	<i>29</i>	<i>64</i>	<i>93</i>	<i>7.8</i>	<i>2.5</i>
22. <i>Jovan Belcher</i>	<i>UM</i>	<i>JR</i>	<i>11</i>	<i>DL</i>	<i>36</i>	<i>49</i>	<i>85</i>	<i>7.7</i>	<i>10.0</i>
John Webb	TU	SR	11	LB	37	48	85	7.7	2.5
24. <i>Luke Bonus</i>	<i>HOF</i>	<i>SO</i>	<i>11</i>	<i>LB</i>	<i>42</i>	<i>42</i>	<i>84</i>	<i>7.6</i>	<i>0.0</i>
25. LT Brantley	URI	SR	10	LB	41	35	76	7.6	1.5
26. <i>Anthony Bratton</i>	<i>UD</i>	<i>SO</i>	<i>14</i>	<i>DB</i>	<i>73</i>	<i>32</i>	<i>105</i>	<i>7.5</i>	<i>0.0</i>
27. <i>Osayi Osunde</i>	<i>VU</i>	<i>SO</i>	<i>11</i>	<i>LB</i>	<i>36</i>	<i>46</i>	<i>82</i>	<i>7.5</i>	<i>1.5</i>
28. <i>Drew Mack</i>	<i>TU</i>	<i>JR</i>	<i>10</i>	<i>DB</i>	<i>34</i>	<i>40</i>	<i>74</i>	<i>7.4</i>	<i>1.0</i>
29. Marvin Wright	UNH	SR	12	DL	30	57	87	7.2	1.0
30. Andrew Harris	UR	SR	13	DB	50	43	93	7.2	0.0
31. <i>Darrel Young</i>	<i>VU</i>	<i>JR</i>	<i>11</i>	<i>LB</i>	<i>36</i>	<i>42</i>	<i>78</i>	<i>7.1</i>	<i>0.0</i>
32. <i>Seth Williams</i>	<i>UR</i>	<i>JR</i>	<i>14</i>	<i>DB</i>	<i>65</i>	<i>32</i>	<i>97</i>	<i>6.9</i>	<i>1.0</i>
33. <i>Robert Livingston</i>	<i>WM</i>	<i>SO</i>	<i>11</i>	<i>DB</i>	<i>42</i>	<i>34</i>	<i>76</i>	<i>6.9</i>	<i>0.0</i>
34. Stephen Howell	UR	SR	13	DB	45	43	88	6.8	0.5
35. <i>Matt Parent</i>	<i>UNH</i>	<i>JR</i>	<i>12</i>	<i>LB</i>	<i>26</i>	<i>55</i>	<i>81</i>	<i>6.8</i>	<i>3.0</i>
36. <i>Matt Hansen</i>	<i>URI</i>	<i>FR</i>	<i>11</i>	<i>DB</i>	<i>44</i>	<i>29</i>	<i>73</i>	<i>6.6</i>	<i>0.0</i>
37. Kenny Scott	TU	SR	11	DB	29	43	72	6.5	0.0
38. <i>Walter Blair</i>	<i>UD</i>	<i>SO</i>	<i>15</i>	<i>LB</i>	<i>58</i>	<i>37</i>	<i>95</i>	<i>6.3</i>	<i>1.0</i>
39. <i>Jordan Stevens</i>	<i>UM</i>	<i>SO</i>	<i>11</i>	<i>LB</i>	<i>31</i>	<i>38</i>	<i>69</i>	<i>6.3</i>	<i>2.0</i>
40. <i>D.J. Brandon</i>	<i>JMU</i>	<i>JR</i>	<i>12</i>	<i>LB</i>	<i>34</i>	<i>41</i>	<i>75</i>	<i>6.2</i>	<i>1.0</i>
41. Kevin Brown	NU	SR	11	DB	36	30	66	6.0	1.0
42. Ki'Ameer Johnson	URI	SR	11	DB	39	25	64	5.8	1.0
<i>Brandon McLaughlin</i>	<i>UM</i>	<i>SO</i>	<i>11</i>	<i>DB</i>	<i>16</i>	<i>48</i>	<i>64</i>	<i>5.8</i>	<i>0.0</i>
<i>Ross Ventrone</i>	<i>VU</i>	<i>SO</i>	<i>11</i>	<i>DB</i>	<i>38</i>	<i>26</i>	<i>64</i>	<i>5.8</i>	<i>0.0</i>
45. Nick Adams	JMU	SR	12	SS	35	34	69	5.8	0.0
46. <i>Cord Parks</i>	<i>NU</i>	<i>JR</i>	<i>11</i>	<i>DB</i>	<i>38</i>	<i>25</i>	<i>63</i>	<i>5.7</i>	<i>0.5</i>
<i>Adrian Tracy</i>	<i>WM</i>	<i>SO</i>	<i>11</i>	<i>DL</i>	<i>33</i>	<i>30</i>	<i>63</i>	<i>5.7</i>	<i>3.0</i>
48. <i>Lamir Whetstone</i>	<i>UM</i>	<i>JR</i>	<i>9</i>	<i>DB</i>	<i>26</i>	<i>24</i>	<i>50</i>	<i>5.6</i>	<i>0.0</i>
49. A.J. Lillie	NU	SR	11	LB	33	27	60	5.5	2.0
<i>Jordan Manning</i>	<i>TU</i>	<i>JR</i>	<i>11</i>	<i>LB</i>	<i>32</i>	<i>28</i>	<i>60</i>	<i>5.5</i>	<i>2.0</i>

TACKLES (LB's)	Team	Cl	G	Pos	Solo	Ast	Total	Avg/G	Sack
1. Brian Bradford	TU	SR	11	LB	65	84	149	13.5	3.5
2. Husain Karim	UNH	SR	12	LB	35	95	130	10.8	2.0
3. Maurice Wilkins	TU	SR	11	LB	41	73	114	10.4	3.0
4. Gian Villante	HOF	SR	11	LB	55	55	110	10.0	1.5
5. John Wormuth	UM	SR	9	LB	43	44	87	9.7	3.5
6. <i>Eric McBride</i>	<i>UR</i>	<i>FR</i>	<i>14</i>	<i>LB</i>	<i>60</i>	<i>66</i>	<i>126</i>	<i>9.0</i>	<i>2.5</i>
7. Charles Walker	UMASS	SR	13	LB	45	71	116	8.9	1.0
8. Jason Hatchell	UMASS	SR	13	LB	49	66	115	8.8	0.5
9. <i>Josh Rutter</i>	<i>WM</i>	<i>JR</i>	<i>11</i>	<i>LB</i>	<i>45</i>	<i>51</i>	<i>96</i>	<i>8.7</i>	<i>1.0</i>
10. <i>Andrew Downey</i>	<i>UM</i>	<i>JR</i>	<i>9</i>	<i>LB</i>	<i>37</i>	<i>41</i>	<i>78</i>	<i>8.7</i>	<i>2.0</i>
11. <i>Collin McConaghy</i>	<i>UR</i>	<i>SO</i>	<i>14</i>	<i>LB</i>	<i>45</i>	<i>76</i>	<i>121</i>	<i>8.6</i>	<i>7.5</i>
12. Joe Mele	NU	SR	11	LB	50	40	90	8.2	3.5
13. <i>Erik Johnson</i>	<i>UD</i>	<i>JR</i>	<i>15</i>	<i>LB</i>	<i>69</i>	<i>53</i>	<i>122</i>	<i>8.1</i>	<i>2.0</i>
14. Stanley Gutierrez	HOF	SR	11	LB	34	54	88	8.0	1.5
15. Justin Barnes	JMU	SR	12	LB	46	48	94	7.8	1.5

TACKLES (DB's)	Team	Cl	G	Pos	Solo	Ast	Total	Avg/G	Sack
1. Jeff Pammer	UNH	SR	12	DB	53	77	130	10.8	1.5
2. <i>David Caldwell</i>	<i>WM</i>	<i>SO</i>	<i>11</i>	<i>DB</i>	<i>61</i>	<i>46</i>	<i>107</i>	<i>9.7</i>	<i>0.0</i>
3. <i>John Clements</i>	<i>UNH</i>	<i>JR</i>	<i>12</i>	<i>DB</i>	<i>54</i>	<i>45</i>	<i>99</i>	<i>8.2</i>	<i>0.0</i>
4. Tony LeZotte	JMU	SR	12	DB	51	44	95	7.9	0.0
5. <i>Hugo Souza</i>	<i>UNH</i>	<i>FR</i>	<i>12</i>	<i>SS</i>	<i>29</i>	<i>64</i>	<i>93</i>	<i>7.8</i>	<i>2.5</i>
<i>Marcus Haywood</i>	<i>JMU</i>	<i>JR</i>	<i>12</i>	<i>SS</i>	<i>53</i>	<i>40</i>	<i>93</i>	<i>7.8</i>	<i>0.5</i>
7. <i>Anthony Bratton</i>	<i>UD</i>	<i>SO</i>	<i>14</i>	<i>DB</i>	<i>73</i>	<i>32</i>	<i>105</i>	<i>7.5</i>	<i>0.0</i>
8. <i>Drew Mack</i>	<i>TU</i>	<i>JR</i>	<i>10</i>	<i>DB</i>	<i>34</i>	<i>40</i>	<i>74</i>	<i>7.4</i>	<i>1.0</i>
9. Andrew Harris	UR	SR	13	DB	50	43	93	7.2	0.0
10. <i>Seth Williams</i>	<i>UR</i>	<i>JR</i>	<i>14</i>	<i>DB</i>	<i>65</i>	<i>32</i>	<i>97</i>	<i>6.9</i>	<i>1.0</i>
11. <i>Robert Livingston</i>	<i>WM</i>	<i>SO</i>	<i>11</i>	<i>DB</i>	<i>42</i>	<i>34</i>	<i>76</i>	<i>6.9</i>	<i>0.0</i>
12. Stephen Howell	UR	SR	13	DB	45	43	88	6.8	0.5
13. <i>Matt Hansen</i>	<i>URI</i>	<i>FR</i>	<i>11</i>	<i>DB</i>	<i>44</i>	<i>29</i>	<i>73</i>	<i>6.6</i>	<i>0.0</i>
14. Kenny Scott	TU	SR	11	DB	29	43	72	6.5	0.0
15. Kevin Brown	NU	SR	11	DB	36	30	66	6.0	1.0

TACKLES (Other positions)	Team	Cl	G	Solo	Ast	Total	Avg/G	Sack
1. <i>Dino Vasso</i>	<i>UNH</i>	<i>FR</i>	<i>12</i>	<i>33</i>	<i>22</i>	<i>55</i>	<i>4.6</i>	<i>0.0</i>
2. Nick Levy	URI	SR	11	20	16	36	3.3	2.0
3. <i>Matthew Szczur</i>	<i>VU</i>	<i>FR</i>	<i>11</i>	<i>8</i>	<i>5</i>	<i>13</i>	<i>1.2</i>	<i>0.0</i>
4. <i>Matt Ruggiero</i>	<i>UD</i>	<i>JR</i>	<i>15</i>	<i>6</i>	<i>11</i>	<i>17</i>	<i>1.1</i>	<i>0.0</i>
5. <i>Sean Jellison</i>	<i>UNH</i>	<i>FR</i>	<i>9</i>	<i>4</i>	<i>6</i>	<i>10</i>	<i>1.1</i>	<i>0.0</i>
6. <i>Josh Vaughan</i>	<i>UR</i>	<i>JR</i>	<i>14</i>	<i>6</i>	<i>6</i>	<i>12</i>	<i>0.9</i>	<i>0.0</i>
7. <i>Ryan Dean</i>	<i>JMU</i>	<i>SO</i>	<i>12</i>	<i>3</i>	<i>7</i>	<i>10</i>	<i>0.8</i>	<i>0.0</i>
8. <i>Dan Elwood</i>	<i>NU</i>	<i>SO</i>	<i>11</i>	<i>3</i>	<i>5</i>	<i>8</i>	<i>0.7</i>	<i>0.0</i>
<i>Everette Benjamin</i>	<i>HOF</i>	<i>FR</i>	<i>11</i>	<i>3</i>	<i>5</i>	<i>8</i>	<i>0.7</i>	<i>0.0</i>
10. <i>Matt Castor</i>	<i>TU</i>	<i>SO</i>	<i>10</i>	<i>6</i>	<i>1</i>	<i>7</i>	<i>0.7</i>	<i>0.0</i>
11. <i>Justin Forte</i>	<i>UR</i>	<i>SO</i>	<i>13</i>	<i>1</i>	<i>7</i>	<i>8</i>	<i>0.6</i>	<i>0.0</i>
12. <i>Angelo Babbaro</i>	<i>VU</i>	<i>SO</i>	<i>9</i>	<i>5</i>	<i>0</i>	<i>5</i>	<i>0.6</i>	<i>0.0</i>
13. Will Nowell	JMU	SR	12	6	0	6	0.5	0.0
<i>Tim Allen</i>	<i>URI</i>	<i>SO</i>	<i>10</i>	<i>4</i>	<i>1</i>	<i>5</i>	<i>0.5</i>	<i>0.0</i>
Chris Manno	HOF	SR	10	5	0	5	0.5	0.0

TACKLES (DL's)	Team	Cl	G	Pos	Solo	Ast	Total	Avg/G	Sack
1. <i>Jovan Belcher</i>	<i>UM</i>	<i>JR</i>	<i>11</i>	<i>DL</i>	<i>36</i>	<i>49</i>	<i>85</i>	<i>7.7</i>	<i>10.0</i>
2. Marvin Wright	UNH	SR	12	DL	30	57	87	7.2	1.0
3. <i>Adrian Tracy</i>	<i>WM</i>	<i>SO</i>	<i>11</i>	<i>DL</i>	<i>33</i>	<i>30</i>	<i>63</i>	<i>5.7</i>	<i>3.0</i>
4. Hassan Abdul-Wahid	JMU	SR	12	DE	23	41	64	5.3	2.5
5. David Burris	UMASS	SR	13	DE	27	40	67	5.2	9.5
6. <i>Brandon Collier</i>	<i>UMASS</i>	<i>SO</i>	<i>13</i>	<i>DT</i>	<i>19</i>	<i>43</i>	<i>62</i>	<i>4.8</i>	<i>4.5</i>
7. <i>Michael Hanson</i>	<i>UMASS</i>	<i>SO</i>	<i>13</i>	<i>DE</i>	<i>20</i>	<i>41</i>	<i>61</i>	<i>4.7</i>	<i>7.0</i>
8. <i>Matt Marcocelle</i>	<i>UD</i>	<i>SO</i>	<i>14</i>	<i>DL</i>	<i>42</i>	<i>22</i>	<i>64</i>	<i>4.6</i>	<i>8.0</i>
9. <i>J.D. Skolnitsky</i>	<i>JMU</i>	<i>SO</i>	<i>12</i>	<i>DE</i>	<i>10</i>	<i>43</i>	<i>53</i>	<i>4.4</i>	<i>2.0</i>
10. <i>Martin Parker</i>	<i>UR</i>	<i>SO</i>	<i>14</i>	<i>DL</i>	<i>29</i>	<i>32</i>	<i>61</i>	<i>4.4</i>	<i>3.0</i>
11. <i>Sean Lissemore</i>	<i>WM</i>	<i>SO</i>	<i>10</i>	<i>DL</i>	<i>17</i>	<i>26</i>	<i>43</i>	<i>4.3</i>	<i>2.0</i>
12. <i>David Dalessandro</i>	<i>VU</i>	<i>JR</i>	<i>10</i>	<i>DL</i>	<i>21</i>	<i>21</i>	<i>42</i>	<i>4.2</i>	<i>1.5</i>
13. Ken Sussman	HOF	SR	11	DT	19	27	46	4.2	4.5
14. <i>C.J. Herbert</i>	<i>WM</i>	<i>SO</i>	<i>11</i>	<i>DL</i>	<i>10</i>	<i>34</i>	<i>44</i>	<i>4.0</i>	<i>0.0</i>
15. John Baranowsky	JMU	SR	11	DT	12	31	43	3.9	4.5



2007 CAA FOOTBALL TEAM STATISTICS

SCORING OFFENSE	G	TD	XP	2XP	DXP	FG	Saf	Pts	Avg
1. Delaware (11)	15	69	64	1	0	21	0	543	36.2
2. New Hampshire (14)	12	59	55	0	0	6	1	429	35.8
3. Richmond (16)	14	63	58	4	0	15	0	489	34.9
4. James Madison (20)	12	52	49	0	0	13	0	400	33.3
5. Massachusetts (27)	13	52	48	1	0	11	4	403	31.0
6. William and Mary (37)	11	42	40	0	0	9	0	319	29.0
7. Hofstra (51)	11	36	34	0	1	14	1	296	26.9
8. Villanova (61)	11	36	34	1	0	12	0	288	26.2
9. Rhode Island (93)	11	29	23	1	0	9	1	228	20.7
10. Northeastern (96)	11	30	28	0	0	3	0	217	19.7
11. Maine (103)	11	22	22	0	1	10	0	186	16.9
12. Towson (107)	11	20	15	0	0	12	0	171	15.5

SCORING DEFENSE	G	TD	XP	2XP	DXP	FG	Saf	Pts	Avg
1. Massachusetts (15)	13	30	27	1	1	12	1	249	19.2
2. Towson (28)	11	27	24	1	1	16	2	242	22.0
3. James Madison (29)	12	35	28	0	0	9	0	265	22.1
4. Hofstra (37)	11	33	30	0	0	7	0	249	22.6
5. Villanova (42)	11	32	29	2	0	12	0	261	23.7
6. Richmond (45)	14	42	38	1	0	14	0	334	23.9
7. Maine (48)	11	35	33	0	0	8	1	269	24.5
8. Delaware (56)	15	51	47	1	0	10	1	387	25.8
9. Northeastern (61)	11	38	37	0	0	9	0	292	26.5
10. New Hampshire (72)	12	45	41	1	0	13	0	352	29.3
11. Rhode Island (90)	11	48	45	0	0	7	3	360	32.7
12. William and Mary (111)	11	55	50	1	0	15	0	427	38.8

PASS OFFENSE	G	Att	Cmp	Int	Pct.	Yds	Avg	TD	Yds/G
1. Delaware (11)	15	532	336	5	63.2	4342	8.2	23	289.5
2. William and Mary (12)	11	381	217	7	57.0	3059	8.0	21	278.1
3. New Hampshire (13)	12	385	282	7	73.2	3327	8.6	29	277.2
4. Massachusetts (21)	13	388	246	15	63.4	3228	8.3	30	248.3
5. Hofstra (26)	11	367	232	16	63.2	2668	7.3	13	242.5
6. Towson (31)	11	427	259	19	60.7	2590	6.1	12	235.5
7. Villanova (82)	11	257	161	7	62.6	1893	7.4	21	172.1
8. Richmond (84)	14	365	218	12	59.7	2391	6.6	18	170.8
9. Northeastern (90)	11	264	158	7	59.8	1719	6.5	9	156.3
10. James Madison (96)	12	214	135	5	63.1	1739	8.1	14	144.9
11. Maine (104)	11	254	138	6	54.3	1397	5.5	11	127.0
12. Rhode Island (110)	11	214	100	7	46.7	1298	6.1	5	118.0

PASS DEFENSE	G	Att	Cmp	Int	Pct.	Yds	Avg	TD	Yds/G
1. William and Mary (12)	11	260	168	9	64.6	1842	7.1	19	167.5
2. Towson (21)	11	285	172	8	60.4	1928	6.8	7	175.3
3. Delaware (25)	15	380	229	13	60.3	2687	7.1	16	179.1
4. Maine (42)	11	300	192	7	64.0	2102	7.0	16	191.1
5. Massachusetts (46)	13	438	241	13	55.0	2522	5.8	14	194.0
6. James Madison (51)	12	361	230	8	63.7	2371	6.6	15	197.6
7. Northeastern (53)	11	283	188	7	66.4	2178	7.7	15	198.0
8. Hofstra (55)	11	331	191	13	57.7	2181	6.6	17	198.3
9. Richmond (73)	14	412	244	10	59.2	2992	7.3	19	213.7
10. Rhode Island (97)	11	329	197	11	59.9	2583	7.9	22	234.8
11. Villanova (99)	11	401	230	17	57.4	2640	6.6	13	240.0
12. New Hampshire (106)	12	421	283	8	67.2	3069	7.3	19	255.8

KICKOFF RETURNS	G	Ret	Yds	TD	Avg
1. Villanova (2)	11	44	1158	1	26.3
2. New Hampshire (7)	12	58	1428	2	24.6
3. Richmond (16)	14	56	1299	2	23.2
4. James Madison (17)	12	51	1163	1	22.8
5. William and Mary (32)	11	57	1235	0	21.7
6. Maine (39)	11	42	898	0	21.4
7. Hofstra (42)	11	45	951	2	21.1
8. Massachusetts (56)	13	40	816	1	20.4
9. Rhode Island (74)	11	52	1021	0	19.6
10. Northeastern (84)	11	50	960	0	19.2
11. Delaware (85)	15	61	1170	1	19.2
12. Towson (106)	11	47	844	0	18.0

PUNTING	G	No.	Yards	Avg/P	PR	Avg	TBg	Net/P
1. Towson (14)	11	48	1797	37.4	63	1.3	0	36.1
2. Richmond (17)	14	47	1820	38.7	125	2.7	2	35.2
3. Villanova (32)	11	60	2266	37.8	170	2.8	3	33.9
4. Maine (43)	11	72	2707	37.6	171	2.4	7	33.3
5. New Hampshire (45)	12	47	1798	38.3	96	2.0	7	33.2
6. Delaware (54)	15	49	1807	36.9	112	2.3	4	33.0
7. Hofstra (60)	11	51	1832	35.9	129	2.5	2	32.6
8. James Madison (65)	12	37	1338	36.2	125	3.4	1	32.2
9. Northeastern (68)	11	45	1774	39.4	166	3.7	8	32.2
10. Rhode Island (102)	11	60	2198	36.6	349	5.8	4	29.5
11. Massachusetts (104)	13	60	2136	35.6	174	2.9	10	29.4
12. William and Mary (115)	11	46	1509	32.8	336	7.3	0	25.5

TURNOVER MARGIN	--- Gained ---			--- Lost ---			Mar	Per/G	
	G	Fum	Int	Fum	Int	Tot			
1. Villanova (14)	11	8	17	25	6	7	13	+12	1.09
2. Delaware (24)	15	11	13	24	7	5	12	+12	0.80
3. Richmond (31)	14	15	10	25	5	12	17	+8	0.57
4. Northeastern (41)	11	8	7	15	5	7	12	+3	0.27
5. Maine (42)	11	8	7	15	7	6	13	+2	0.18
Rhode Island (42)	11	12	11	23	14	7	21	+2	0.18
7. Hofstra (50)	11	11	13	24	7	16	23	+1	0.09
8. New Hampshire (55)	12	7	8	15	8	7	15	+0	0.00
Massachusetts (55)	13	13	13	26	11	15	26	+0	0.00
10. William and Mary (74)	11	6	9	15	12	7	19	-4	-0.36
11. James Madison (82)	12	6	8	14	15	5	20	-6	-0.50
12. Towson (98)	11	7	8	15	7	19	26	-11	-1.00

RUSHING OFFENSE	G	Att	Yds	Avg	TD	Yds/G
1. James Madison (7)	12	595	3181	5.3	37	265.1
2. Richmond (12)	14	589	3284	5.6	39	234.6
3. Rhode Island (14)	11	622	2529	4.1	23	229.9
4. Maine (39)	11	466	1966	4.2	10	178.7
5. Delaware (45)	15	602	2567	4.3	42	171.1
6. Northeastern (51)	11	458	1832	4.0	20	166.5
7. Villanova (62)	11	480	1694	3.5	11	154.0
8. Massachusetts (65)	13	480	1992	4.2	19	153.2
9. Hofstra (70)	11	406	1605	4.0	21	145.9
10. New Hampshire (86)	12	410	1560	3.8	27	130.0
11. William and Mary (95)	11	395	1299	3.3	19	118.1
12. Towson (111)	11	321	754	2.3	8	68.5

RUSHING DEFENSE	G	Rushes	Yards	Avg.	TD	Yds/G
1. Hofstra (11)	11	389	1253	3.2	11	113.9
2. Massachusetts (13)	13	513	1503	2.9	15	115.6
3. James Madison (22)	12	453	1519	3.4	19	126.6
4. Villanova (29)	11	393	1471	3.7	19	133.7
5. Maine (43)	11	417	1606	3.9	17	146.0
6. Richmond (50)	14	571	2135	3.7	23	152.5
7. Rhode Island (68)	11	420	1910	4.5	23	173.6
8. Delaware (72)	15	648	2664	4.1	31	177.6
9. Towson (73)	11	482	1956	4.1	18	177.8
10. Northeastern (78)	11	472	2048	4.3	23	186.2
11. New Hampshire (80)	12	512	2252	4.4	25	187.7
12. William and Mary (108)	11	514	2483	4.8	33	225.7

TOTAL OFFENSE	G	Rush	Pass	Plays	Yards	Avg/P	TD	Yds/G
1. Delaware (6)	15	2567	4342	1134	6909	6.1	65	460.6
2. James Madison (26)	12	3181	1739	809	4920	6.1	51	410.0
3. New Hampshire (29)	12	1560	3327	795	4887	6.1	56	407.2
4. Richmond (31)	14	3284	2391	954	5675	5.9	57	405.4
5. Massachusetts (34)	13	1992	3228	868	5220	6.0	49	401.5
6. William and Mary (40)	11	1299	3059	776	4358	5.6	40	396.2
7. Hofstra (44)	11	1605	2668	773	4273	5.5	34	388.5
8. Rhode Island (75)	11	2529	1298	836	3827	4.6	28	347.9
9. Villanova (91)	11	1694	1893	737	3587	4.9	32	326.1
10. Northeastern (94)	11	1832	1719	722	3551	4.9	29	322.8
11. Maine (100)	11	1966	1397	720	3363	4.7	21	305.7
12. Towson (101)	11	754	2590	748	3344	4.5	20	304.0



2007 CAA FOOTBALL TEAM STATISTICS

TOTAL DEFENSE	G	Rush	Pass	Plys	Yards	Avg	TD	Yds/G
1. Massachusetts (14)	13	1503	2522	951	4025	4.2	29	309.6
2. Hofstra (15)	11	1253	2181	720	3434	4.8	28	312.2
3. James Madison (24)	12	1519	2371	814	3890	4.8	34	324.2
4. Maine (29)	11	1606	2102	717	3708	5.2	33	337.1
5. Towson (43)	11	1956	1928	767	3884	5.1	25	353.1
6. Delaware (50)	15	2664	2687	1028	5351	5.2	47	356.7
7. Richmond (56)	14	2135	2992	983	5127	5.2	42	366.2
8. Villanova (66)	11	1471	2640	794	4111	5.2	32	373.7
9. Northeastern (71)	11	2048	2178	755	4226	5.6	38	384.2
10. William and Mary (83)	11	2483	1842	774	4325	5.6	52	393.2
11. Rhode Island (93)	11	1910	2583	749	4493	6.0	45	408.5
12. New Hampshire (105)	12	2252	3069	933	5321	5.7	44	443.4

OPPONENT 1ST DOWNS	G	Rush	Pass	Pen	Total
1. Hofstra	11	62	113	14	189
2. Maine	11	90	96	11	197
3. Rhode Island	11	91	103	12	206
4. Towson	11	109	92	8	209
5. James Madison	12	88	109	19	216
6. Villanova	11	93	127	9	229
7. Northeastern	11	118	101	17	236
8. William and Mary	11	142	84	15	241
9. Massachusetts	13	89	122	36	247
10. Richmond	14	117	141	13	271
11. New Hampshire	12	121	149	14	284
12. Delaware	15	156	117	24	297

PUNT RETURN AVG	G	Ret	Yds	TD	Avg
1. Hofstra (6)	11	21	308	0	14.7
2. Richmond (20)	14	30	354	3	11.8
3. Maine (53)	11	22	206	1	9.4
4. Massachusetts (61)	13	29	254	1	8.8
5. New Hampshire (62)	12	18	157	0	8.7
6. Villanova (75)	11	25	192	0	7.7
7. James Madison (78)	12	23	172	0	7.5
8. Northeastern (82)	11	12	84	1	7.0
9. Delaware (94)	15	19	119	0	6.3
10. Towson (103)	11	23	117	0	5.1
11. William and Mary (110)	11	12	47	0	3.9
12. Rhode Island (111)	11	13	50	0	3.8

SACKS BY	G	Sacks	Yards
1. Massachusetts	13	43	293
2. Richmond	14	36	226
3. Delaware	15	33	247
4. Maine	11	29	190
5. James Madison	12	26	156
6. Villanova	11	25	141
7. Hofstra	11	23	160
8. New Hampshire	12	21	123
Towson	11	21	167
Northeastern	11	21	164
11. Rhode Island	11	13	91
12. William and Mary	11	10	60

PASS EFFICIENCY	G	Att	Cmp	Pct	Int	Yds	TD	Effic
1. New Hampshire (4)	12	385	282	.732	7	3327	29	167.1
2. Massachusetts (12)	13	388	246	.634	15	3228	30	151.1
3. James Madison (15)	12	214	135	.631	5	1739	14	148.3
4. Villanova (18)	11	257	161	.626	7	1893	21	146.0
5. Delaware (19)	15	532	336	.632	5	4342	23	144.1
6. William and Mary (25)	11	381	217	.570	7	3059	21	138.9
7. Hofstra (47)	11	367	232	.632	16	2668	13	127.3
8. Richmond (56)	14	365	218	.597	12	2391	18	124.5
9. Northeastern (65)	11	264	158	.598	7	1719	9	120.5
10. Towson (84)	11	427	259	.607	19	2590	12	112.0
11. Maine (87)	11	254	138	.543	6	1397	11	110.1
12. Rhode Island (106)	11	214	100	.467	7	1298	5	98.8

PENALTIES	G	No	Yds	Avg/G
1. William and Mary	11	49	408	37.1
2. Richmond	14	66	543	38.8
3. Villanova	11	51	461	41.9
4. Northeastern	11	52	482	43.8
5. New Hampshire	12	73	557	46.4
6. James Madison	12	73	602	50.2
7. Towson	11	72	559	50.8
8. Delaware	15	88	811	54.1
9. Hofstra	11	70	599	54.5
10. Rhode Island	11	81	619	56.3
11. Maine	11	73	629	57.2
12. Massachusetts	13	123	1035	79.6

PASS DEF EFFICIENCY	G	Att	Cmp	Int	Pct.	Yds	TD	Effic
1. Massachusetts (13)	13	438	241	13	55.0	2522	14	108.0
2. Villanova (30)	11	401	230	17	57.4	2640	13	114.9
3. Towson (44)	11	285	172	8	60.4	1928	7	119.7
4. Hofstra (47)	11	331	191	13	57.7	2181	17	122.1
5. Delaware (64)	15	380	229	13	60.3	2687	16	126.7
6. James Madison (72)	12	361	230	8	63.7	2371	15	128.2
7. Richmond (81)	14	412	244	10	59.2	2992	19	130.6
8. Maine (89)	11	300	192	7	64.0	2102	16	135.8
9. New Hampshire (92)	12	421	283	8	67.2	3069	19	139.5
10. Rhode Island (95)	11	329	197	11	59.9	2583	22	141.2
11. William and Mary (96)	11	260	168	9	64.6	1842	19	141.3
12. Northeastern (100)	11	283	188	7	66.4	2178	15	143.6

OPPONENT PENALTIES	G	No	Yds	Avg/G
1. Towson	11	93	728	66.2
2. William and Mary	11	77	683	62.1
3. Northeastern	11	80	672	61.1
4. New Hampshire	12	72	620	51.7
5. Massachusetts	13	77	653	50.2
6. James Madison	12	68	581	48.4
7. Rhode Island	11	59	513	46.6
8. Delaware	15	83	647	43.1
9. Hofstra	11	66	447	40.6
10. Maine	11	51	446	40.5
11. Villanova	11	47	405	36.8
12. Richmond	14	60	428	30.6

FIRST DOWNS	G	Rush	Pass	Pen	Total
1. Delaware	15	159	196	12	367
2. Richmond	14	156	121	8	285
3. Massachusetts	13	109	142	10	261
4. New Hampshire	12	91	151	17	259
5. James Madison	12	153	81	10	244
6. William and Mary	11	86	139	18	243
7. Hofstra	11	80	130	12	222
8. Rhode Island	11	131	60	15	206
9. Towson	11	66	117	20	203
10. Northeastern	11	88	90	24	202
11. Villanova	11	104	84	6	194
12. Maine	11	101	63	8	172

4TH-DN CONVERSIONS	G	Conv	Att	Pct
1. New Hampshire	12	13	19	68.4
2. Hofstra	11	6	10	60.0
3. James Madison	12	15	26	57.7
4. Richmond	14	15	29	51.7
5. Maine	11	9	19	47.4
6. Villanova	11	7	15	46.7
7. Delaware	15	12	27	44.4
8. Towson	11	10	23	43.5
9. William and Mary	11	11	26	42.3
10. Northeastern	11	8	21	38.1
11. Massachusetts	13	6	18	33.3
12. Rhode Island	11	9	31	29.0



2007 CAA FOOTBALL TEAM STATISTICS

OPP 4TH-DN CONVERT	G	Conv	Att	Pct
1. Rhode Island	11	7	19	36.8
2. Richmond	14	11	29	37.9
3. Hofstra	11	7	18	38.9
4. William and Mary	11	9	21	42.9
5. Massachusetts	13	14	31	45.2
6. Northeastern	11	6	13	46.2
7. New Hampshire	12	12	26	46.2
8. James Madison	12	17	34	50.0
9. Villanova	11	11	21	52.4
10. Delaware	15	22	40	55.0
11. Maine	11	9	15	60.0
12. Towson	11	17	20	85.0

SACKS AGAINST	G	Sacks	Yards
1. James Madison	12	6	27
2. Maine	11	13	75
3. Northeastern	11	13	84
4. Richmond	14	17	101
5. Massachusetts	13	17	108
6. Delaware	15	28	194
7. Hofstra	11	29	185
8. New Hampshire	12	31	177
9. Rhode Island	11	31	213
10. William and Mary	11	31	214
11. Villanova	11	35	205
12. Towson	11	39	262

RED ZONE OFFENSE	G	RedZone	Percent	TDs	R/P	FG-AT	F/I/D/O
1. James Madison	12	48-52	92.3	38	29/9	10-10	2/0/1/1
2. Delaware	15	68-77	88.3	51	38/13	17-20	2/0/4/0
3. Northeastern	11	26-30	86.7	23	18/5	3-4	0/2/1/0
4. New Hampshire	12	44-53	83.0	40	25/15	4-7	1/1/4/0
5. Villanova	11	32-39	82.1	22	10/12	10-13	1/1/2/0
6. Richmond	14	51-63	81.0	38	25/13	13-17	0/2/5/1
7. William and Mary	11	33-41	80.5	27	19/8	6-10	0/0/3/1
8. Massachusetts	13	40-52	76.9	33	17/16	7-9	0/4/3/3
9. Hofstra	11	33-44	75.0	21	16/5	12-17	0/2/2/2
10. Maine	11	23-31	74.2	14	8/6	9-12	1/0/2/2
11. Towson	11	27-37	73.0	17	8/9	10-13	0/2/3/2
12. Rhode Island	11	26-36	72.2	20	18/2	6-10	1/1/3/1

FIELD GOALS	G	Made	Att	Pct
1. Delaware	15	21	24	.875
2. James Madison	12	13	15	.867
3. Massachusetts	13	11	15	.733
4. Maine	11	10	14	.714
5. Richmond	14	15	22	.682
6. Villanova	11	12	18	.667
7. Towson	11	12	18	.667
8. Rhode Island	11	9	14	.643
9. William and Mary	11	9	16	.562
10. New Hampshire	12	6	11	.545
11. Hofstra	11	14	26	.538
12. Northeastern	11	3	8	.375

RED ZONE DEFENSE	G	RedZone	Percent	TDs	R/P	FG-AT	F/I/D/O
1. Massachusetts	13	33-50	66.0	24	13/11	9-15	1/5/3/2
2. Delaware	15	37-52	71.2	29	23/6	8-14	1/1/6/1
3. Villanova	11	34-47	72.3	25	16/9	9-14	0/4/4/0
4. Towson	11	32-42	76.2	19	15/4	13-18	3/1/0/1
5. Rhode Island	11	39-51	76.5	33	20/13	6-8	2/1/3/4
6. Richmond	14	41-53	77.4	32	21/11	9-13	2/0/3/3
7. James Madison	12	33-40	82.5	26	16/10	7-8	0/2/4/0
8. William and Mary	11	55-64	85.9	41	29/12	14-14	0/3/5/1
9. New Hampshire	12	44-51	86.3	32	19/13	12-14	0/1/3/1
10. Hofstra	11	26-30	86.7	21	10/11	5-6	0/2/1/0
11. Northeastern	11	35-40	87.5	26	17/9	9-10	0/0/2/2
12. Maine	11	22-23	95.7	17	11/6	5-6	0/0/0/0

PAT KICKING	G	Made	Att	Pct
1. Richmond	14	58	58	1.000
2. Maine	11	22	22	1.000
3. Towson	11	15	15	1.000
4. Massachusetts	13	48	49	.980
5. William and Mary	11	40	41	.976
6. Hofstra	11	34	35	.971
7. Villanova	11	34	35	.971
8. Northeastern	11	28	29	.966
9. Delaware	15	64	67	.955
10. James Madison	12	49	52	.942
11. New Hampshire	12	55	59	.932
12. Rhode Island	11	23	26	.885

3RD-DN CONVERSIONS	G	Conv	Att	Pct
1. Delaware	15	113	215	52.6
2. Northeastern	11	73	154	47.4
3. James Madison	12	75	159	47.2
4. Richmond	14	82	186	44.1
5. New Hampshire	12	67	152	44.1
6. Massachusetts	13	76	179	42.5
7. Towson	11	63	159	39.6
8. Villanova	11	60	156	38.5
9. Hofstra	11	57	154	37.0
10. William and Mary	11	51	142	35.9
11. Rhode Island	11	65	184	35.3
12. Maine	11	55	166	33.1

TIME OF POSSESSION	G	Total Time	Avg/G
1. Hofstra	11	361:32	32:52
2. Richmond	14	445:25	31:48
3. Maine	11	345:19	31:23
4. Rhode Island	11	345:09	31:22
5. James Madison	12	370:08	30:50
6. Villanova	11	335:26	30:29
7. Delaware	15	451:34	30:06
8. Massachusetts	13	383:10	29:28
9. Northeastern	11	323:10	29:22
10. Towson	11	311:20	28:18
11. William and Mary	11	309:01	28:05
12. New Hampshire	12	311:20	25:56

OPP 3RD-DN CONVERT	G	Conv	Att	Pct
1. Maine	11	51	149	34.2
2. Massachusetts	13	70	204	34.3
3. James Madison	12	61	171	35.7
4. Hofstra	11	58	156	37.2
5. Towson	11	66	172	38.4
6. Delaware	15	86	215	40.0
7. Rhode Island	11	60	147	40.8
8. Villanova	11	68	163	41.7
9. Richmond	14	92	214	43.0
10. William and Mary	11	64	147	43.5
11. New Hampshire	12	89	190	46.8
12. Northeastern	11	73	144	50.7

KICKOFF COVERAGE	G	No.	Yds	Avg	Retn	TB	NetAvg
1. Massachusetts	13	74	4775	64.5	1087	21	44.2
2. Villanova	11	55	3437	62.5	862	10	43.2
3. James Madison	12	76	4384	57.7	917	14	41.9
4. New Hampshire	12	77	4619	60.0	1481	4	39.7
5. Towson	11	39	2383	61.1	727	7	38.9
6. Delaware	15	101	5724	56.7	1833	1	38.3
7. Rhode Island	11	44	2438	55.4	644	6	38.0
8. Hofstra	11	61	3415	56.0	999	7	37.3
9. Richmond	14	87	4846	55.7	1591	1	37.2
10. Maine	11	43	2357	54.8	743	1	37.1
11. Northeastern	11	45	2403	53.4	814	1	34.9
12. William and Mary	11	58	2902	50.0	902	1	34.1



CAA FOOTBALL YEAR-BY-YEAR CHAMPIONS

Year	Champion(s)	Conference	Overall	Head Coach
2007	Massachusetts	7-1	10-3	Don Brown
	Richmond	7-1	11-3	Dave Clawson
2006	Massachusetts	8-0	13-2	Don Brown
2005	New Hampshire	7-1	11-2	Sean McDonnell
	Richmond	7-1	9-4	Dave Clawson
2004	Delaware	7-1	9-4	K.C. Keeler
	James Madison	7-1	13-2	Mickey Matthews
	William and Mary	7-1	11-3	Jimmy Laycock
2003	Delaware	8-1	15-1	K.C. Keeler
	Massachusetts	8-1	10-3	Mark Whipple
2002	Maine	7-2	11-3	Jack Cosgrove
	Northeastern	7-2	10-3	Don Brown
2001	Hofstra	7-2	9-3	Joe Gardi
	Maine	7-2	9-3	Jack Cosgrove
	Villanova	7-2	8-3	Andy Talley
	William and Mary	7-2	8-4	Jimmy Laycock
2000	Delaware	7-1	12-2	Tubby Raymond
	Richmond	7-1	10-3	Jim Reid
1999	James Madison	7-1	8-4	Mickey Matthews
	Massachusetts	7-1	9-4	Mark Whipple
1998	Richmond	7-1	9-3	Jim Reid
1997	Villanova	8-0	12-1	Andy Talley
1996	William and Mary	7-1	10-3	Jimmy Laycock
1995	Delaware	8-0	11-2	Tubby Raymond
1994	New Hampshire	8-0	10-2	Bill Bowes
1993	Boston University	8-0	12-1	Dan Allen
1992	Delaware	7-1	11-3	Tubby Raymond
1991	Delaware	7-1	10-2	Tubby Raymond
	New Hampshire	7-1	10-2	Bill Bowes
	Villanova	7-1	10-2	Andy Talley
1990	Massachusetts	7-1	8-2-1	Jim Reid
1989	Connecticut	6-2	8-3	Tom Jackson
	Maine	6-2	9-3	Tom Lichtenberg
	Villanova	6-2	8-4	Andy Talley
1988	Delaware	6-2	7-5	Tubby Raymond
	Massachusetts	6-2	8-4	Jim Reid
1987	Maine	6-1	8-4	Tim Murphy
	Richmond	6-1	7-5	Dal Shealy
1986	Connecticut	5-2	8-3	Tom Jackson
	Delaware	5-2	9-4	Tubby Raymond
	Massachusetts	5-2	7-4	Jim Reid
1985	Rhode Island	5-0	10-3	Bob Griffin
1984	Boston University	4-1	9-3	Rick Taylor
	Rhode Island	4-1	10-3	Bob Griffin
1983	Boston University	4-1	9-4	Rick Taylor
	Connecticut	4-1	5-6	Tom Jackson
1982	Boston University	3-2	5-6	Rick Taylor
	Connecticut	3-2	5-6	Walt Nadzak
	Maine	3-2	7-4	Ronald Rogerson
	Massachusetts	3-2	5-6	Bob Pickett
1981	Massachusetts	4-1	6-3	Bob Pickett
	Rhode Island	4-1	6-6	Bob Griffin
1980	Boston University	5-0	9-2	Rick Taylor
1979	Boston University	4-1	8-1-1	Rick Taylor
	Massachusetts	4-1	6-4	Bob Pickett
1978	Massachusetts	5-0	9-4	Bob Pickett
1977	Massachusetts	5-0	8-3	Dick MacPherson
1976	New Hampshire	4-1	8-3	Bill Bowes
1975	New Hampshire	5-0	9-3	Bill Bowes
1974	Maine	4-2	4-6	Walter Abbott
	Massachusetts	4-2	5-6	Dick MacPherson
1973	Connecticut	5-0-1	8-2-1	Larry Naviaux
1972	Massachusetts	5-0	9-2	Dick MacPherson
1971	Connecticut	3-1-1	5-3-1	Bob Casciola
	Massachusetts	3-1-1	4-4-1	Dick MacPherson
1970	Connecticut	4-0-1	4-4-2	John Toner
1969	Massachusetts	5-0	6-3	Victor Fusia
1968	Connecticut	4-1	4-6	John Toner
	New Hampshire	4-1	6-2	Jim Root
1967	Massachusetts	5-0	7-2	Victor Fusia
1966	Massachusetts	5-0	6-3	Victor Fusia
1965	Maine	5-0	8-2	Harold Westerman
1964	Massachusetts	5-0	8-2	Victor Fusia
1963	Massachusetts	5-0	8-0-1	Victor Fusia
1962	New Hampshire	4-0-1	7-0-1	Chief Boston
1961	Maine	5-0	8-0-1	Harold Westerman
1960	Connecticut	3-1	5-4	Bob Ingalls
	Massachusetts	3-1	7-2	Charles Studley
1959	Connecticut	4-0	6-3	Bob Ingalls
1958	Connecticut	4-0	7-3	Bob Ingalls
1957	Connecticut	3-0-1	5-4-1	Bob Ingalls
	Rhode Island	3-0-1	5-2-1	Herb Maack
1956	Connecticut	3-0-1	6-2-1	Bob Ingalls
1955	Rhode Island	4-0-1	6-1-2	Hal Kopp
1954	New Hampshire	4-0	7-1	Chief Boston
1953	New Hampshire	3-1	6-2	Chief Boston
	Rhode Island	3-1	6-2	Hal Kopp
1952	Connecticut	3-1	5-3	Bob Ingalls
	Maine	3-1	4-3	Harold Westerman
	Rhode Island	3-1	7-1	Hal Kopp
1951	Maine	3-0-1	6-0-1	Harold Westerman
1950	New Hampshire	4-0	8-0	Chief Boston
1949	Connecticut	2-0-1	4-4-1	J.O. Christian
	Maine	2-0-1	2-4-1	David Nelson
1948	New Hampshire	3-1	5-3	Bill Glassford
1947	New Hampshire	4-0	8-1	Bill Glassford

CAA FOOTBALL 2007 ALL-AMERICANS

THE SPORTS NETWORK ALL-AMERICA TEAM

First Team	RB	Omar Cuff	Delaware	Senior
First Team	RB	Tim Hightower	Richmond	Senior
First Team	LB	Brian Bradford	Towson	Senior
First Team	S	Tony LeZotte	James Madison	Senior
First Team	PK	Jon Striefsky	Delaware	Junior
Second Team	WR	JJ Moore	Massachusetts	Senior
Second Team	TE	Scott Sicko	New Hampshire	Sophomore
Second Team	OT	Mike Byrne	Delaware	Senior
Second Team	LB	Jason Hatchell	Massachusetts	Senior
Third Team	QB	Joe Flacco	Delaware	Senior
Third Team	FB	Joe Casey	Rhode Island	Junior
Third Team	WR	Charles Sullivan	Hofstra	Senior
Third Team	OG	Matt McCracken	Richmond	Sophomore
Third Team	DE	Jovan Belcher	Maine	Junior
Third Team	KR	Justin Rogers	Richmond	Freshman
Honorable Mention	QB	Liam Coen	Massachusetts	Junior
Honorable Mention	QB	Ricky Santos	New Hampshire	Senior
Honorable Mention	RB	Matt Lawrence	Massachusetts	Senior
Honorable Mention	TE	Robbie Agnone	Delaware	Junior
Honorable Mention	TE	Drew Atchison	William and Mary	Senior
Honorable Mention	TE	Matt Sherry	Villanova	Senior
Honorable Mention	WR	Keith LeVan	New Hampshire	Senior
Honorable Mention	WR	Aaron Love	Delaware	Junior
Honorable Mention	OC	Matt Austin	Massachusetts	Senior
Honorable Mention	OC	Kheon Hendricks	Delaware	Junior
Honorable Mention	OC	Scott Lemm	James Madison	Junior
Honorable Mention	DE	John Baranowsky	James Madison	Senior
Honorable Mention	DE	David Burris	Massachusetts	Senior
Honorable Mention	DE	Matt Marcorelle	Delaware	Sophomore
Honorable Mention	LB	Justin Barnes	James Madison	Senior
Honorable Mention	LB	Gian Villante	Hofstra	Senior
Honorable Mention	LB	Charles Walker	Massachusetts	Senior
Honorable Mention	CB	Courtney Robinson	Massachusetts	Junior
Honorable Mention	CB	Sean Smalls	Massachusetts	Junior
Honorable Mention	S	Jeff Pammer	New Hampshire	Senior
Honorable Mention	PK	Dave Stannard	James Madison	Junior

AMERICAN FOOTBALL COACHES ASSOCIATION ALL-AMERICA TEAM

First Team	QB	Ricky Santos	New Hampshire	Senior
First Team	RB	Omar Cuff	Delaware	Senior
First Team	LB	Brian Bradford	Towson	Senior
First Team	DB	Tony LeZotte	James Madison	Senior

WALTER CAMP FOUNDATION ALL-AMERICA TEAM

First Team	OL	Mike Byrne	Delaware	Senior
First Team	OL	Matt Austin	Massachusetts	Senior
First Team	QB	Ricky Santos	New Hampshire	Senior
First Team	RB	Omar Cuff	Delaware	Senior
First Team	RB	Tim Hightower	Richmond	Senior
First Team	LB	Jason Hatchell	Massachusetts	Senior
First Team	DB	Tony LeZotte	James Madison	Senior

ASSOCIATED PRESS ALL-AMERICA TEAM

First Team	QB	Ricky Santos	New Hampshire	Senior
First Team	RB	Omar Cuff	Delaware	Senior
First Team	PK	Jon Striefsky	Delaware	Junior
First Team	LB	Brian Bradford	Towson	Senior
First Team	DB	Tony LeZotte	James Madison	Senior
Second Team	RB	Tim Hightower	Richmond	Senior
Second Team	OL	Matt Austin	Massachusetts	Senior
Second Team	DL	Jovan Belcher	Maine	Junior
Third Team	OL	Mike Byrne	Delaware	Senior
Third Team	LB	Jason Hatchell	Massachusetts	Senior

COLLEGE SPORTING NEWS ALL-AMERICA TEAM

First Team	WR	Charles Sullivan	Hofstra	Senior
First Team	OT	Mike Byrne	Delaware	Senior
First Team	QB	Ricky Santos	New Hampshire	Senior
First Team	RB	Tim Hightower	Richmond	Senior
First Team	RB	Omar Cuff	Delaware	Senior
First Team	DL	Matt Marcorelle	Delaware	Sophomore
First Team	DL	John Baranowsky	James Madison	Senior
First Team	DB	Tony LeZotte	James Madison	Senior
First Team	LB	Jason Hatchell	Massachusetts	Senior
First Team	KR	Justin Rogers	Richmond	Freshman



2007

Champions: Massachusetts, Richmond

North Division	Conference	Overall	Pct.
Massachusetts*	7-1	10-3	.769
Hofstra	4-4	7-4	.636
New Hampshire*	4-4	7-5	.636
Maine	3-5	4-7	.364
Northeastern	2-6	3-8	.273
Rhode Island	2-6	3-8	.273
South Division	Conference	Overall	Pct.
Richmond*\$	7-1	11-3	.786
James Madison*	6-2	8-4	.667
Delaware*\$!	5-3	11-4	.733
Villanova	5-3	7-4	.636
William and Mary	2-6	4-7	.364
Towson	1-7	3-8	.273

2006

Champion: Massachusetts

North Division	Conference	Overall	Pct.
Massachusetts*\$!	8-0	13-2	.867
New Hampshire*	5-3	9-4	.692
Maine	5-3	6-5	.545
Northeastern	4-4	5-6	.455
Rhode Island	2-6	4-7	.364
Hofstra	1-7	2-9	.182
South Division	Conference	Overall	Pct.
James Madison*	7-1	9-3	.750
Villanova	5-3	6-5	.545
Towson	4-4	7-4	.636
Richmond	3-5	6-5	.545
Delaware	3-5	5-6	.455
William and Mary	1-7	3-8	.273

2005

Champions: New Hampshire, Richmond

North Division	Conference	Overall	Pct.
New Hampshire*	7-1	11-2	.846
Massachusetts	6-2	7-4	.636
Hofstra	5-3	7-4	.636
Maine	3-5	5-6	.455
Northeastern	2-6	2-9	.182
Rhode Island	2-6	4-7	.364
South Division	Conference	Overall	Pct.
Richmond*	7-1	9-4	.733
James Madison	5-3	7-4	.636
Delaware	3-5	6-5	.545
Towson	3-5	6-5	.545
William and Mary	3-5	5-6	.455
Villanova	2-6	4-7	.364

2004

Champions: Delaware, James Madison, William and Mary

North Division	Conference	Overall	Pct.
New Hampshire*	6-2	10-3	.768
Massachusetts	4-4	6-5	.545
Northeastern	4-4	5-6	.455
Hofstra	3-5	5-6	.455
Maine	3-5	5-6	.455
Rhode Island	2-6	4-7	.364
South Division	Conference	Overall	Pct.
William and Mary*\$	7-1	11-3	.786
Delaware*	7-1	9-4	.692
James Madison*\$!#	7-1	13-2	.867
Villanova	3-5	6-5	.545
Richmond	2-6	3-8	.273
Towson	0-8	3-8	.273

2003

Champions: Delaware, Massachusetts

Conference	Overall	Pct.	
Delaware*\$!#	8-1	15-1	.938
Massachusetts*	8-1	10-3	.769
Northeastern	6-3	8-4	.667
Maine	5-4	7-5	.583
Villanova	5-4	7-4	.636
William and Mary	4-4	5-5	.500
James Madison	4-5	6-6	.500
New Hampshire	3-6	5-7	.417
Rhode Island	3-6	4-8	.333
Hofstra	2-7	2-10	.167
Richmond	1-8	1-10	.182

2002

Champions: Maine, Northeastern

Conference	Overall	Pct.	
Maine*	7-2	11-3	.786
Northeastern*	7-2	10-3	.769
Villanova*\$	6-3	11-4	.733
Massachusetts	6-3	8-4	.667
William and Mary	5-4	6-5	.545
Delaware	4-5	6-6	.500
Hofstra	4-5	6-6	.500
Richmond	4-5	4-7	.364
James Madison	3-6	5-7	.417
New Hampshire	2-7	3-8	.273
Rhode Island	1-8	3-9	.250

2001

Champions: Hofstra, Maine, Villanova, William and Mary

Conference	Overall	Pct.	
Hofstra*	7-2	9-3	.750
Maine*	7-2	9-3	.750
Villanova	7-2	8-3	.727
William and Mary*	7-2	8-4	.667
Rhode Island	6-3	8-3	.727
Delaware	4-5	4-6	.400
Northeastern	4-5	5-6	.455
Massachusetts	3-6	3-8	.273
Richmond	3-6	3-8	.273
New Hampshire	2-7	4-7	.364
James Madison	0-9	2-9	.182

2000

Champions: Delaware, Richmond

Conference	Overall	Pct.	
Delaware*\$	7-1	12-2	.857
Richmond*	7-1	10-3	.769
Massachusetts	5-3	7-4	.636
James Madison	4-4	6-5	.545
New Hampshire	4-4	6-5	.545
William and Mary	4-4	5-6	.455
Maine	3-5	5-6	.455
Villanova	3-5	5-6	.455
Rhode Island	2-6	3-8	.273
Northeastern	1-7	4-7	.364

1999

Champions: James Madison, Massachusetts

Conference	Overall	Pct.	
James Madison*	7-1	8-4	.667
Massachusetts*	7-1	9-4	.692
Villanova	6-2	7-4	.636
Delaware	5-3	7-4	.636
William and Mary	5-3	6-5	.545
Connecticut	3-5	4-7	.364
Maine	3-5	4-7	.364
New Hampshire	3-5	5-6	.455
Richmond	3-5	5-6	.455
Northeastern	1-7	2-9	.222
Rhode Island	1-7	1-10	.091

1998

Champion: Richmond

New England Division	Conference	Overall	Pct.
Connecticut*	6-2	10-3	.769
Massachusetts*\$!#	6-2	12-3	.800
Maine	3-5	6-5	.546
New Hampshire	3-5	4-7	.364
Rhode Island	2-6	3-8	.273
Mid-Atlantic Division	Conference	Overall	Pct.
Richmond*	7-1	9-3	.750
Delaware	4-4	7-4	.636
Villanova	4-4	6-5	.546
William and Mary	4-4	7-4	.636
Northeastern	3-5	5-6	.454
James Madison	2-6	3-8	.273

1997

Champion: Villanova

New England Division	Conference	Overall	Pct.
New Hampshire	5-3	5-6	.454
Connecticut	4-4	7-4	.636
Maine	4-4	5-6	.454
Rhode Island	2-6	2-9	.182
Boston University	1-7	1-10	.090
Massachusetts	1-7	2-9	.182
Mid-Atlantic Division	Conference	Overall	Pct.
Villanova*	8-0	12-1	.923
Delaware*\$	7-1	12-2	.857
Northeastern	5-3	8-3	.727
Richmond	4-4	6-5	.545
William and Mary	4-4	7-4	.636
James Madison	3-5	5-6	.454

1996

Champion: William and Mary

New England Division	Conference	Overall	Pct.
New Hampshire	6-2	8-3	.727
Maine	5-3	7-4	.636
Massachusetts	4-4	6-5	.545
Connecticut	3-5	5-6	.454
Rhode Island	2-6	4-7	.364
Boston University	0-8	1-10	.091
Mid-Atlantic Division	Conference	Overall	Pct.
William and Mary*	7-1	10-3	.769
Villanova*	6-2	8-4	.667
Delaware*	6-2	8-4	.667
James Madison	5-3	7-4	.636
Northeastern	3-5	6-5	.545
Richmond	1-7	2-9	.182

1995

Champion: Delaware

New England Division	Conference	Overall	Pct.
Rhode Island	6-2-0	7-4-0	.636
Connecticut	5-3-0	8-3-0	.727
New Hampshire	4-4-0	6-5-0	.545
Massachusetts	3-5-0	6-5-0	.545
Boston University	1-7-0	3-8-0	.273
Maine	1-7-0	3-8-0	.273
Mid-Atlantic Division	Conference	Overall	Pct.
Delaware*	8-0-0	11-2-0	.846
James Madison*	6-2-0	8-4-0	.667
William and Mary	5-3-0	7-4-0	.636
Richmond	5-3-0	7-3-1	.682
Villanova	2-6-0	3-8-0	.273
Northeastern	2-6-0	4-7-0	.364

1994

Champion: New Hampshire

New England Division	Conference	Overall	Pct.
New Hampshire*	8-0-0	10-2-0	.833
Boston University*	6-2-0	9-3-0	.750
Connecticut	4-4-0	4-7-0	.364
Massachusetts	4-4-0	5-6-0	.455
Rhode Island	2-6-0	2-9-0	.182
Maine	2-6-0	3-8-0	.273
Mid-Atlantic Division	Conference	Overall	Pct.
James Madison*	6-2-0	10-3-0	.769
William and Mary	6-2-0	8-3-0	.727
Delaware	5-3-0	7-3-1	.682
Villanova	2-6-0	5-6-0	.455
Northeastern	2-6-0	2-9-0	.181
Richmond	1-7-0	3-8-0	.273

1993

Champion: Boston University

New England Division	Conference	Overall	Pct.
Boston University*	8-0-0	12-1-0	.923
Massachusetts	6-2-0	9-2-0	.818
Connecticut	5-3-0	6-5-0	.545
New Hampshire	4-4-0	6-5-0	.545
Rhode Island	2-6-0	4-7-0	.364
Maine%	0-8-0%	0-11-0%	.000%
Mid-Atlantic Division	Conference	Overall	Pct.
William and Mary*	7-1-0	9-3-0	.750
Delaware*	6-2-0	9-4-0	.692
James Madison	4-4-0	6-5-0	.545
Richmond	3-5-0	5-6-0	.455
Northeastern	2-6-0	2-9-0	.181
Villanova	1-7-0	3-8-0	.273

% - forfeited two Conference wins, three overall



YEAR-BY-YEAR STANDINGS

WWW.CAASPORTS.COM

1992

Champion: Delaware

	Conference	Overall	Pct.
Delaware*\$	7-1-0	11-3-0	.786
Villanova*	6-2-0	9-3-0	.750
Massachusetts	5-3-0	7-3-0	.700
Richmond	5-3-0	7-4-0	.636
Maine	4-4-0	6-5-0	.545
Connecticut	4-4-0	5-6-0	.455
New Hampshire	3-5-0	5-5-1	.500
Boston University	2-6-0	3-8-0	.273
Rhode Island	0-8-0	1-10-0	.091

1991

Champions: Delaware, Villanova, New Hampshire

	Conference	Overall	Pct.
Delaware*	7-1-0	10-2-0	.833
Villanova*	7-1-0	10-2-0	.833
New Hampshire*	7-1-0	9-3-0	.750
Rhode Island	3-5-0	6-5-0	.545
Massachusetts	3-5-0	4-7-0	.364
Boston University	3-5-0	4-7-0	.364
Maine	2-6-0	3-8-0	.273
Connecticut	2-6-0	3-8-0	.273
Richmond	2-6-0	2-9-0	.182

1990

Champion: Massachusetts

	Conference	Overall	Pct.
Massachusetts*	7-1-0	8-2-1	.772
New Hampshire	5-3-0	7-3-1	.682
Delaware	5-3-0	6-5-0	.545
Connecticut	5-3-0	6-5-0	.545
Villanova	5-3-0	6-5-0	.545
Boston University	4-4-0	5-6-0	.455
Maine	2-6-0	3-8-0	.273
Rhode Island	2-6-0	5-6-0	.455
Richmond	1-7-0	1-10-0	.091

1989

Champions: Maine, Villanova, Connecticut

	Conference	Overall	Pct.
Maine*	6-2-0	9-3-0	.750
Villanova*	6-2-0	8-4-0	.667
Connecticut	6-2-0	8-3-0	.727
New Hampshire	5-3-0	7-3-0	.700
Delaware	5-3-0	7-4-0	.636
Boston University	4-4-0	4-7-0	.364
Massachusetts	3-5-0	5-5-1	.500
Rhode Island	1-7-0	3-8-0	.273
Richmond	0-8-0	1-10-0	.091

1988

Champions: Delaware, Massachusetts

	Conference	Overall	Pct.
Delaware*	6-2-0	7-5-0	.583
Massachusetts*	6-2-0	8-4-0	.667
Connecticut	4-4-0	7-4-0	.636
Maine	4-4-0	7-4-0	.636
New Hampshire	4-4-0	6-5-0	.545
Villanova	4-4-0	5-5-1	.500
Boston University	3-5-0	4-7-0	.364
Rhode Island	3-5-0	3-8-0	.273
Richmond	2-6-0	4-7-0	.364

1987

Champions: Richmond, Maine

	Conference	Overall	Pct.
Richmond*	6-1-0	7-5-0	.583
Maine*	6-1-0	8-4-0	.667
Connecticut	5-2-0	7-4-0	.636
New Hampshire	4-3-0	7-3-0	.700
Delaware	2-5-0	5-6-0	.455
Massachusetts	2-5-0	3-8-0	.273
Boston University	2-5-0	3-8-0	.273
Rhode Island	1-6-0	1-10-0	.091

1986

Champions: Delaware, Massachusetts, Connecticut

	Conference	Overall	Pct.
Delaware*	5-2-0	9-4-0	.692
Massachusetts	5-2-0	7-4-0	.636
Connecticut	5-2-0	8-3-0	.727
New Hampshire	4-3-0	7-4-0	.636
Maine	3-4-0	7-4-0	.636
Richmond	3-4-0	4-7-0	.364
Boston University	3-4-0	4-7-0	.364
Rhode Island	0-7-0	1-10-0	.091

1985

Champion: Rhode Island

	Conference	Overall	Pct.
Rhode Island*	5-0-0	10-3-0	.769
Massachusetts	4-1-0	7-4-0	.636
New Hampshire	2-3-0	6-4-0	.600
Maine	2-3-0	6-5-0	.545
Connecticut	1-4-0	4-5-0	.444
Boston University	1-4-0	3-8-0	.273

1984

Champions: Rhode Island, Boston University

	Conference	Overall	Pct.
Rhode Island*\$	4-1-0	10-3-0	.769
Boston University*	4-1-0	9-3-0	.750
New Hampshire	3-2-0	9-2-0	.818
Maine	2-3-0	5-6-0	.455
Connecticut	1-4-0	3-8-0	.273
Massachusetts	1-4-0	3-8-0	.273

1983

Champions: Boston University, Connecticut

	Conference	Overall	Pct.
Boston University*	4-1-0	9-4-0	.692
Connecticut	4-1-0	5-6-0	.455
New Hampshire	3-2-0	7-3-0	.700
Rhode Island	2-3-0	6-4-0	.600
Massachusetts	2-3-0	3-8-0	.273
Maine	0-5-0	4-6-0	.400

1982

Champions: Boston University, Maine, Connecticut, Massachusetts

	Conference	Overall	Pct.
Boston University*	3-2-0	5-6-0	.455
Maine	3-2-0	7-4-0	.636
Connecticut	3-2-0	5-6-0	.455
Massachusetts	3-2-0	5-6-0	.455
Rhode Island	2-3-0	7-4-0	.636
New Hampshire	1-4-0	4-6-0	.400

1981

Champions: Rhode Island, Massachusetts

	Conference	Overall	Pct.
Rhode Island*	4-1-0	6-6-0	.500
Massachusetts	4-1-0	6-3-0	.667
Boston University	3-2-0	6-5-0	.545
New Hampshire	2-3-0	7-3-0	.700
Connecticut	1-4-0	4-7-0	.364
Maine	1-4-0	3-7-1	.318

1980

Champion: Boston University

	Conference	Overall	Pct.
Boston University	5-0-0	9-2-0	.818
Massachusetts	4-1-0	7-3-0	.700
Connecticut	3-2-0	7-3-0	.700
New Hampshire	2-3-0	6-4-0	.600
Maine	1-4-0	4-7-0	.364
Rhode Island	0-5-0	2-9-0	.181

1979

Champions: Boston University, Massachusetts

	Conference	Overall	Pct.
Massachusetts	4-1-0	6-4-0	.600
Boston University	4-1-0	8-1-1	.850
Connecticut	3-1-1	3-6-2	.364
New Hampshire	2-2-1	5-4-2	.545
Rhode Island	1-4-0	1-9-1	.136
Maine	0-5-0	2-9-0	.181

1978

Champion: Massachusetts

	Conference	Overall	Pct.
Massachusetts*\$	5-0-0	9-4-0	.692
Rhode Island	3-2-0	7-3-0	.700
Connecticut	3-2-0	4-7-0	.364
Boston University	2-3-0	6-4-0	.600
New Hampshire	1-3-1	6-4-1	.591
Maine	0-4-1	3-7-1	.318

1977

Champion: Massachusetts

	Conference	Overall	Pct.
Massachusetts	5-0-0	8-3-0	.727
Rhode Island	4-1-0	6-5-0	.545
New Hampshire	3-2-0	8-2-0	.800
Boston University	1-4-0	3-7-0	.300
Maine	1-4-0	3-7-0	.300
Connecticut	1-4-0	1-10-0	.091

1976

Champion: New Hampshire

	Conference	Overall	Pct.
New Hampshire	4-1-0	8-3-0	.727
Massachusetts	3-2-0	5-5-0	.500
Boston University	2-3-0	3-7-0	.300
Maine	2-3-0	6-5-0	.545
Rhode Island	2-3-0	3-5-0	.375
Connecticut	2-3-0	2-9-0	.182

1975

Champion: New Hampshire

	Conference	Overall	Pct.
New Hampshire	5-0-0	9-3-0	.750
Massachusetts	4-1-0	8-2-0	.800
Connecticut	3-2-0	4-7-0	.364
Boston University	1-4-0	5-6-0	.454
Maine	1-4-0	4-6-0	.400
Rhode Island	1-4-0	2-8-0	.200

1974

Champions: Maine, Massachusetts

	Conference	Overall	Pct.
Maine	4-2-0	4-6-0	.400
Massachusetts	4-2-0	5-6-0	.454
Boston University	3-3-0	5-4-1	.545
Connecticut	3-3-0	4-6-0	.400
New Hampshire	3-3-0	5-4-0	.555
Rhode Island	3-3-0	5-5-0	.500
Vermont	1-5-0	4-6-0	.400

1973

Champion: Connecticut

	Conference	Overall	Pct.
Connecticut	5-0-1	8-2-1	.778
Rhode Island	4-1-1	6-2-2	.700
Massachusetts	4-2-0	6-5-0	.545
New Hampshire	2-3-0	4-5-0	.444
Maine	2-4-0	3-7-0	.300
Boston University	1-4-0	3-7-0	.300
Vermont	1-5-0	3-6-0	.333

1972

Champion: Massachusetts

	Conference	Overall	Pct.
Massachusetts	5-0-0	9-2-0	.818
Connecticut	4-1-0	4-5-0	.444
Vermont	3-2-0	4-5-0	.444
New Hampshire	2-3-0	4-5-0	.444
Maine	1-4-0	3-6-0	.333
Rhode Island	0-5-0	3-7-0	.300

1971

Champions: Connecticut, Massachusetts

	Conference	Overall	Pct.
Connecticut	3-1-1	5-3-1	.611
Massachusetts	3-1-1	4-4-1	.500
New Hampshire	3-2-0	4-4-1	.500
Rhode Island	2-3-0	3-6-0	.333
Vermont	2-3-0	2-7-0	.286
Maine	1-4-0	2-6-0	.250



1970

Champion: Connecticut

	Conference	Overall	Pct.
Connecticut	4-0-1	4-4-2	.500
Massachusetts	3-1-1	4-5-1	.444
New Hampshire	3-2-0	5-3-0	.375
Rhode Island	3-2-0	5-3-0	.625
Maine	1-4-0	3-5-0	.375
Vermont	0-5-0	0-9-0	.000

1969

Champion: Massachusetts

	Conference	Overall	Pct.
Massachusetts	5-0-0	6-3-0	.667
Connecticut	3-2-0	5-4-0	.556
Maine	3-2-0	5-4-0	.556
Vermont	2-3-0	3-6-0	.333
New Hampshire	1-4-0	3-5-0	.375
Rhode Island	1-4-0	3-6-0	.333

1968

Champions: New Hampshire, Connecticut

	Conference	Overall	Pct.
New Hampshire	4-1-0	6-2-0	.750
Connecticut	4-1-0	4-6-0	.400
Rhode Island	2-3-0	3-6-0	.333
Massachusetts	2-3-0	2-8-0	.200
Maine	2-3-0	3-5-0	.375
Vermont	1-4-0	3-6-0	.333

1967

Champion: Massachusetts

	Conference	Overall	Pct.
Massachusetts	5-0-0	7-2-0	.777
Connecticut	4-1-0	5-4-0	.555
Rhode Island	2-2-1	6-2-1	.722
New Hampshire	2-3-0	5-3-0	.625
Vermont	1-3-1	3-5-1	.389
Maine	0-5-0	0-8-0	.000

1966

Champion: Massachusetts

	Conference	Overall	Pct.
Massachusetts	5-0-0	6-3-0	.667
Vermont	3-2-0	6-2-0	.750
Connecticut	2-2-1	2-6-1	.277
Maine	2-3-0	4-5-0	.444
Rhode Island	1-3-1	1-7-1	.167
New Hampshire	1-4-0	2-6-0	.250

1965

Champion: Maine

	Conference	Overall	Pct.
Maine	5-0-0	8-2-0	.800
Massachusetts	4-1-0	7-2-0	.778
Connecticut	2-2-0	3-6-0	.333
Vermont	2-2-0	6-2-0	.750
Rhode Island	1-4-0	2-7-0	.222
New Hampshire	0-5-0	0-8-0	.000

1964

Champion: Massachusetts

	Conference	Overall	Pct.
Massachusetts	5-0-0	8-2-0	.800
Vermont	4-1-0	7-1-0	.875
Connecticut	3-1-1	4-4-1	.500
Maine	2-3-0	5-3-0	.625
Rhode Island	1-4-0	3-7-0	.300
New Hampshire	0-4-1	1-6-1	.188

1963

Champion: Massachusetts

	Conference	Overall	Pct.
Massachusetts	5-0-0	8-0-1	.944
Maine	3-2-0	5-3-0	.625
Vermont	2-2-0	6-2-0	.750
Rhode Island	2-3-0	4-5-0	.444
Connecticut	1-3-0	2-6-0	.250
New Hampshire	1-4-0	2-6-0	.250

1962

Champion: New Hampshire

	Conference	Overall	Pct.
New Hampshire	4-0-1	7-0-1	.938
Massachusetts	4-1-0	6-3-0	.666
Connecticut	2-2-0	3-6-0	.333
Vermont	1-3-0	3-5-0	.375
Rhode Island	1-3-1	2-5-2	.333
Maine	1-4-0	4-4-0	.500

1961

Champion: Maine

	Conference	Overall	Pct.
Maine	5-0-0	8-0-1	.944
Massachusetts	3-1-0	5-4-0	.555
Connecticut	2-2-0	2-7-0	.222
New Hampshire	1-3-0	3-5-0	.375
Rhode Island	1-4-0	2-6-1	.277
Vermont	0-2-0	3-3-1	.500

1960

Champions: Connecticut, Massachusetts

	Conference	Overall	Pct.
Connecticut	3-1-0	5-4-0	.555
Massachusetts	3-1-0	7-2-0	.777
Maine	3-2-0	4-3-1	.563
New Hampshire	2-2-0	4-3-0	.571
Rhode Island	1-4-0	3-5-0	.375
Vermont	0-2-0	1-6-0	.143

1959

Champion: Connecticut

	Conference	Overall	Pct.
Connecticut	4-0-0	6-3-0	.667
Massachusetts	2-2-0	3-5-1	.438
Maine	1-2-2	3-3-2	.500
New Hampshire	1-2-1	3-3-2	.500
Rhode Island	1-2-1	3-5-1	.438
Vermont	0-1-0	4-3-0	.571

1958

Champion: Connecticut

	Conference	Overall	Pct.
Connecticut	4-0-0	7-3-0	.700
Maine	3-1-0	6-2-0	.750
Rhode Island	2-2-0	4-4-0	.500
Massachusetts	1-3-0	2-6-0	.250
New Hampshire	0-4-0	2-6-0	.250
Vermont	0-0-0	2-4-1	.357

1957

Champions: Rhode Island, Connecticut

	Conference	Overall	Pct.
Rhode Island	3-0-1	5-2-1	.688
Connecticut	3-0-1	5-4-1	.550
Maine	2-2-0	4-4-0	.500
Massachusetts	1-2-1	1-5-1	.214
New Hampshire	0-3-1	0-7-1	.000
Vermont	0-2-0	2-5-0	.286

1956

Champion: Connecticut

	Conference	Overall	Pct.
Connecticut	3-0-1	6-2-1	.777
Maine	3-1-0	5-2-0	.714
New Hampshire	2-1-1	3-4-1	.438
Vermont	1-2-0	2-5-0	.286
Massachusetts	1-3-0	2-5-1	.313
Rhode Island	1-4-0	2-6-0	.250

1955

Champion: Rhode Island

	Conference	Overall	Pct.
Rhode Island	4-0-1	6-1-2	.777
Maine	2-1-1	5-1-1	.786
New Hampshire	1-1-2	2-4-2	.375
Connecticut	2-2-0	4-4-0	.500
Massachusetts	1-3-0	4-4-0	.500
Vermont	0-3-0	3-3-1	.500

1954

Champion: New Hampshire

	Conference	Overall	Pct.
New Hampshire	4-0-0	7-1-0	.875
Rhode Island	3-1-0	6-2-0	.750
Maine	2-2-0	5-2-0	.714
Vermont	1-1-0	3-3-1	.500
Massachusetts	1-3-0	4-4-0	.500
Connecticut	0-4-0	1-8-0	.111

1953

Champions: New Hampshire, Rhode Island

	Conference	Overall	Pct.
New Hampshire	3-1-0	6-2-0	.750
Rhode Island	3-1-0	6-2-0	.750
Connecticut	2-1-1	3-4-1	.438
Maine	1-2-1	4-2-1	.643
Massachusetts	0-3-0	1-7-0	.125
Vermont	0-1-0	3-3-1	.500

1952

Champions: Rhode Island, Connecticut, Maine

	Conference	Overall	Pct.
Rhode Island	3-1-0	7-1-0	.875
Connecticut	3-1-0	5-3-0	.625
Maine	3-1-0	4-3-0	.571
Massachusetts	1-2-0	4-3-1	.563
New Hampshire	0-4-0	3-4-1	.438
Vermont	0-1-0	2-5-0	.286

1951

Champion: Maine

	Conference	Overall	Pct.
Maine	3-0-1	6-0-1	.929
Connecticut	2-1-0	4-4-0	.500
New Hampshire	1-2-1	5-2-1	.688
Rhode Island	1-3-0	3-5-0	.375
Vermont	0-3-0	0-7-0	.000
Massachusetts	2-0-0	3-4-1	.438

1950

Champion: New Hampshire

	Conference	Overall	Pct.
New Hampshire	4-0-0	8-0-0	1.000
Maine	3-1-0	5-1-1	.786
Rhode Island	2-2-0	3-5-0	.375
Vermont	0-3-0	2-5-0	.286
Connecticut	0-3-0	3-5-0	.375
Massachusetts	1-1-0	3-5-0	.375

1949

Champions: Connecticut, Maine

	Conference	Overall	Pct.
Connecticut	2-0-1	4-4-1	.500
Maine	2-0-1	2-4-1	.357
New Hampshire	1-3-0	4-4-0	.500
Rhode Island	0-4-0	0-8-0	.000
Vermont	2-0-0	6-2-0	.750
Massachusetts	1-1-0	3-5-0	.375

1948

Champion: New Hampshire

	Conference	Overall	Pct.
New Hampshire	3-1-0	5-3-0	.625
Connecticut	2-1-0	3-5-0	.375
Maine	1-2-0	4-3-0	.571
Rhode Island	0-4-0	2-5-1	.313
Vermont	1-1-0	4-3-1	.563
Massachusetts	2-0-0	3-4-1	.438

1947

Champion: New Hampshire

	Conference	Overall	Pct.
New Hampshire	4-0-0	8-1-0	.889
Maine	2-1-0	6-1-0	.857
Connecticut	1-2-0	4-4-0	.500
Rhode Island	1-3-0	3-4-0	.429
Massachusetts	0-1-1	3-4-1	.438
Vermont	0-1-1	3-4-1	.438



CAA FOOTBALL ALL-TIME COACHING RECORDS

Coach	Years	--- OVERALL ---		-- CONFERENCE --	
		Record	Pct.	Record	Pct.
1. Biff Glassford (UNH)	1946-1948	19-5-1	.780	7-1	.875
2. Vic Fusia (UMass)	1961-1970	59-32-2	.645	41-7-1	.847
3. David Nelson (UM)	1949-1950	7-5-2	.571	5-1-1	.786
4. Dick MacPherson (UMass)	1971-1977	45-27-1	.623	28-8-1	.770
5. Bob Casciola (UC)	1971-1972	9-8-1	.528	7-2-1	.750
Tom Lichtenberg (UM)	1989	9-3	.750	6-2	.750
Charles Studley (UMass)	1960	7-2	.778	3-1	.750
8. Hal Kopp (URI)	1950, 52-55	28-11-2	.718	15-5-1	.738
9. Bob Pickett (UMass)	1978-1983	36-28	.563	22-8	.733
10. John Toner (UC)	1966-1970	20-24-3	.457	17-6-2	.720
11. Harold "Tubby" Raymond (UD)	1966-2001	300-119-3	.714	89-38	.701
12. Mark Whipple (UMass)	1998-2003	49-26	.653	35-16	.686
13. Tim Murphy (UM)	1987-1988	15-8	.652	10-5	.667
14. Rick Taylor (BU)	1977-1984	55-32-1	.631	26-14	.650
Thomas Eck (UMass)	1945, 47-51	17-23-4	.432	6-3-1	.650
16. Don Brown (NU, UMass)	2000-03, 04-	63-34	.649	43-24	.642
<i>Northeastern</i>	<i>2000-03</i>	<i>27-20</i>	<i>.574</i>	<i>18-17</i>	<i>.514</i>
<i>Massachusetts</i>	<i>2004-</i>	<i>36-14</i>	<i>.720</i>	<i>25-7</i>	<i>.781</i>
17. Bob Ingalls (UC)	1952-1963	49-54-3	.476	29-16-3	.635
18. Rip Scherer (JMU)	1991-1994	29-19	.604	10-6	.625
19. Larry Naviaux (UC)	1973-1976	18-24-1	.430	13-8-1	.614
20. J.O. Christian (UC)	1934-1949	66-51-4	.562	5-3-1	.611
21. Hal Westerman (UM)	1951-1966	80-38-7	.668	41-26-5	.604
22. K.C. Keeler (UD)	2002-	52-26	.667	30-20	.600
23. Dave Clawson (UR)	2004-2007	29-20	.592	19-13	.594
24. Jimmye Laycock (WM)	1980-	182-134-2	.575	71-51	.582
25. Mickey Matthews (JMU)	1999-	64-44	.593	43-32	.573
26. Andy Talley (VU)	1985-	155-98-1	.612	93-70	.571
27. Bill Bowes (UNH)	1972-1998	175-106-5	.621	97-74-2	.567
28. Rick Forzano (UC)	1964-1965	7-10-1	.417	4-3-1	.563
29. Skip Holtz (UC)	1994-1998	34-23	.597	22-18	.550
Jim Root (UNH)	1968-1971	18-14-1	.561	11-9	.550
31. Tom Jackson (UC)	1983-1993	62-57	.521	42-35	.545
32. Jim Reid (UMass, UR)	1986-91, 95-03	84-82-3	.506	61-60	.504
<i>Massachusetts</i>	<i>1986-91</i>	<i>36-29-2</i>	<i>.552</i>	<i>26-20</i>	<i>.565</i>
<i>Richmond</i>	<i>1995-03</i>	<i>48-53-1</i>	<i>.475</i>	<i>35-40</i>	<i>.467</i>
33. Dan Allen (BU)	1990-1995	36-33	.522	24-24	.500
Alex Wood (JMU)	1995-1998	23-22	.511	16-16	.500
Dal Shealy (UR)	1980-1988	43-57	.430	11-11	.500
Bob Stull (UMass)	1984-1985	10-12	.455	5-5	.500
George Allen (UM)	1941, 46-48	16-11-2	.586	3-3	.500
38. Joe Gardi (HOF)	2001-05	119-62-2	.656	21-22	.488
39. Walt Nadzak (UC)	1977-1982	24-39-2	.385	14-15-1	.483
40. Sean McDonnell (UNH)	1999-	60-47	.561	36-39	.480
41. Mike Hodges (UMass)	1992-1997	35-30	.538	23-25	.479
42. Jack Cosgrove (UM)	1993-	80-90	.471	54-69	.439
43. Chris Palmer (BU)	1988-1989	8-14	.364	7-9	.438
44. Chief Boston (UNH)	1949-1964	60-57-10	.512	25-34-8	.433
45. Bob Clifford (VER)	1962-1969	37-29-1	.560	15-20-1	.431
46. Jack Gregory (URI)	1970-1975	22-33-2	.404	13-18-1	.422
47. Buddy Teevens (UM)	1985-1986	13-9	.591	5-7	.417
48. Herb Maack (URI)	1956-1960	17-22-2	.439	8-12-2	.409
49. Rocky Hager (NU)	2004-	15-29	.341	12-20	.375
Randy Edsall (UC)	1999	4-7	.364	3-5	.375
51. Bob Griffin (URI)	1976-1992	79-107-1	.425	37-67	.356
52. Kirk Ferentz (UM)	1990-1992	12-21	.363	8-16	.333
Paul Kemp (BU)	1973-1976	16-24-1	.402	7-14	.333
Arthur Valpey (UC)	1950-1951	7-9	.438	2-4	.333
55. Barry Gallup (NU)	1991-1999	38-60-1	.389	18-38	.321
56. Walter Abbott (UM)	1967-1975	27-53	.338	15-32	.319
57. Steve Stetson (BU)	1985-1987	10-23	.303	6-13	.316
Jack Zilly (URI)	1963-1969	21-41-2	.344	10-23-2	.314
59. Dave Cohen (HOF)	2006-	9-13	.409	5-11	.313
60. Floyd Keith (URI)	1993-1999	23-53	.303	17-39	.304
61. Ron Rogerson (UM)	1981-1984	19-23-1	.454	6-14	.300
Joe Yukica (UNH)	1966-1967	7-9	.438	3-7	.300
63. Tim Stowers (URI)	2000-2007	33-57	.367	20-47	.299
64. Carl Falivene (VER)	1972-1974	11-17	.393	5-12	.294
65. John C. Evans (VER)	1947-1951	15-21-2	.421	3-8-1	.292
66. Charlie O' Rourke (UMass)	1952-1959	21-39-4	.359	8-21-1	.283
67. Gordy Combs (TU)	2004-	19-25	.432	8-24	.250
Jim Marshall (UR)	1989-1994	19-47	.288	12-36	.250
John Chironna (URI)	1961-1962	4-11-3	.306	2-7-1	.250
Ed Doherty (URI)	1951	3-5	.375	1-3	.250
71. Joe Scannella (VER)	1970-1971	2-16	.111	2-8	.200
72. Jack Bicknell (UM)	1976-1980	18-35-1	.343	4-20-1	.180
73. Ed Donnelly (VER)	1952-1961	25-40-5	.393	2-15	.118
74. Bill Beck (URI)	1941, 46-49	12-22-2	.361	1-11	.083
75. Tom Masella (BU)	1996-1997	2-20	.091	1-15	.063
76. Andy Mooradian (UNH)	1965	0-8	.000	0-5	.000


CAA ALL-TIME WINS

1. Bill Bowes (UNH)	97
2. Andy Talley (VU)	93
3. Harold "Tubby" Raymond (UD)	89
4. Jimmye Laycock (WM)	71
5. Jim Reid (UMass, UR)	61
6. Jack Cosgrove (UM)	54
7. Don Brown (NU, UMass)	43
Mickey Matthews (JMU)	43
9. Tom Jackson (UC)	42
10. Hal Westerman (UM)	41
Vic Fusia (UMass)	41
12. Bob Griffin (URI)	37
13. Sean McDonnell (UNH)	36
14. Mark Whipple (UMass)	35
15. K.C. Keeler (UD)	30
16. Bob Ingalls (UC)	29
17. Dick MacPherson (UMass)	28
18. Rick Taylor (BU)	26
19. Chief Boston (UNH)	25
20. Dan Allen (BU)	24
21. Mike Hodges (UMass)	23
22. Skip Holtz (UC)	22
Bob Pickett (UMass)	22
24. Joe Gardi (HOF)	21
25. Tim Stowers (URI)	20
26. Dave Clawson (UR)	19
27. Barry Gallup (NU)	18
28. Floyd Keith (URI)	17
John Toner (UC)	17
30. Alex Wood (JMU)	16
31. Walter Abbott (UM)	15
Bob Clifford (VER)	15
Hal Kopp (URI)	15
34. Walt Nadzak (UC)	14
35. Jack Gregory (URI)	13
Larry Naviaux (UC)	13
37. Rocky Hager (NU)	12
Jim Marshall (UR)	12
39. Jim Root (UNH)	11
Dal Shealy (UR)	11
41. Tim Murphy (UM)	10
Rip Scherer (JMU)	10
Jack Zilly (URI)	10
44. Gordy Combs (TU)	8
Kirk Ferentz (UM)	8
Herb Maack (URI)	8
Charlie O' Rourke (UMass)	8
48. Bob Casciola (UC)	7
Biff Glassford (UNH)	7
Paul Kemp (BU)	7
Chris Palmer (BU)	7
52. Thomas Eck (UMass)	6
Tom Lichtenberg (UM)	6
Ron Rogerson (UM)	6
Steve Stetson (BU)	6
56. Dave Cohen (HOF)	5
J.O. Christian (UC)	5
Carl Falivene (VER)	5
David Nelson (UM)	5
Bob Stull (UMass)	5
Buddy Teevens (UM)	5
62. Jack Bicknell (UM)	4
Rick Forzano (UC)	4
64. George Allen (UM)	3
Randy Edsall (UC)	3
John C. Evans (VER)	3
Charles Studley (UMass)	3
Joe Yukica (UNH)	3
69. John Chironna (URI)	2
Ed Donnelly (VER)	2
Joe Scannella (VER)	2
Arthur Valpey (UC)	2
73. Bill Beck (URI)	1
Ed Doherty (URI)	1
Tom Masella (BU)	1
76. Andy Mooradian (UNH)	0



YARDS GAINED - CAREER

Yards	Name	School	Years
6,250	Marcel Shipp	Massachusetts	1997-2000
6,193	Jerry Azumah	New Hampshire	1995-1998
5,332	Steve Baylark	Massachusetts	2003-2006
4,624	Rene Ingoglia	Massachusetts	1992-1995
4,587	Daryl Brown	Delaware	1991-1994
4,499	Brian Westbrook	Villanova	1997-2001
4,436	Paul Lewis	Boston University	1981-1984
4,364	Omar Cuff	Delaware	2004-2007
4,025	Carl Smith	Maine	1988-1991
3,940	Marcus Williams	Maine	2001-2004



AVERAGE YARDS GAINED - SEASON

(Minimum 1000 Yards)


Avg.	Name (School)	Cl.	Gms.	Yards	Year
199.6	Jerry Azumah (UNH)	Sr.	11	2,195	1998
181.6	Marcel Shipp (UMass)	So.	14	2,542	1998
159.6	L.J. McKanas (NU)	Sr.	11	1,756	2001
157.1	Carl Smith (UM)	So.	12	1,885	1989
148.6	Pat Abbruzzi (URI)	So.	8	1,189	1952
148.3	Garry Pearson (UMass)	Sr.	11	1,631	1982
147.5	Lorenzo Bouier (UM)	Sr.	11	1,622	1982
145.7	Brian Westbrook (VU)	Sr.	11	1,603	2001
144.1	Jerry Azumah (UNH)	Jr.	11	1,585	1997
142.9	Curtis Keaton (JMU)	Sr.	12	1,715	1999

Senior Record: 199.6 _____ Jerry Azumah (UNH), 1998
 Junior Record: 144.1 _____ Jerry Azumah (UNH), 1997
 Sophomore Record: 181.6 _____ Marcel Shipp (UMass), 1998
 Freshman Record: 138.1 _____ Jerry Azumah (UNH), 1995

YARDS GAINED - GAME

Yards	Name (School)	Opponent	Date
337	Frank Alessio (UMass)	Boston University	11/11/95
329	Jerry Azumah (UNH)	Hofstra	11/7/98
313	Rene Ingoglia (UMass)	Rhode Island	10/1/94
306	Pat Abbruzzi (URI)	New Hampshire	10/4/52
302	Lorenzo Bouier (UM)	Northeastern	11/1/80
300	Jerry Azumah (UNH)	Boston University	11/15/97
295	Tim Hightower (UR)	Bucknell	9/22/07
288	Omar Cuff (UD)	Delaware State	11/23/07
288	Garry Pearson (UMass)	American Int'l	11/20/82
287	Brian Westbrook (VU)	Hofstra	11/10/01

Senior Record: 329 ___ Jerry Azumah (UNH) vs. Hofstra (11/7/98)
 Junior Record: 337 _ Frank Alessio (UMass) vs. Boston Univ. (11/11/95)
 Sophomore Record: 306 ___ Pat Abbruzzi (URI) vs. UNH (10/4/52)
 Freshman Record: 264 _ Jerry Azumah (UNH) vs. Villanova (11/11/95)




TOTAL CARRIES - CAREER

Att.	Name	School	Years
1,215	Marcel Shipp	Massachusetts	1997-2000
1,104	Steve Baylark	Massachusetts	2003-2006
1,045	Jerry Azumah	New Hampshire	1995-1998
972	Paul Lewis	Boston University	1981-1984
925	Omar Cuff	Delaware	2004-2007
905	Rene Ingoglia	Massachusetts	1992-1995
879	Lorenzo Bouier	Maine	1979-1982
819	Maurice Murray	Northeastern	2004-2007
814	Bill Burnham	New Hampshire	1974-1977
808	Garry Pearson	Massachusetts	1979-1982

RUSHING TOUCHDOWNS - CAREER

TD	Name	School	Years
65	Omar Cuff	Delaware	2004-2007
60	Jerry Azumah	New Hampshire	1995-1998
58	Marcel Shipp	Massachusetts	1997-2000
55	Paul Lewis	Boston University	1981-1984
54	Rene Ingoglia	Massachusetts	1992-1995
54	Brian Westbrook	Villanova	1997-2001
49	Bill Burnham	New Hampshire	1974-1977
47	Daryl Brown	Delaware	1991-1994
43	Norm Ford	New Hampshire	1986-1989
43	Maurice Murray	Northeastern	2004-2007



INDIVIDUAL RECORDS

MOST RUSHING ATTEMPTS - GAME

55 _____ Maurice Murray (NU) vs. New Hampshire, 11/3/07

MOST RUSHING ATTEMPTS - SEASON

428 _____ Marcel Shipp (UMass), 1998 (14 games)

AVG. RUSHES PER GAME - SEASON

31.7 (349) _____ Lorenzo Bouier (UM), 1980

MOST RUSHING TDS - GAME

6 _____ Omar Cuff (UD) vs. William and Mary, 8/30/07

MOST RUSHING TDS - SEASON

35 _____ Omar Cuff (UD), 2007 (15 games)

AVG. RUSHING TDS/GAME - SEASON

2.3 (35) _____ Omar Cuff (UD), 2007

LONGEST RUSH - GAME

99 _____ Pat Abbruzzi (URI) vs. New Hampshire, 10/4/52

99 _____ Gerry White (UC) vs. Rhode Island, 11/12/60

TEAM RECORDS

MOST RUSHING ATTEMPTS - GAME

84 _____ Maine vs. Bowdoin, 11/6/54

MOST RUSHING ATTEMPTS - SEASON

778 _____ Richmond, 2000 (13 games)

MOST RUSHING YARDS - GAME

593 _____ Northeastern vs. Stonehill, 8/30/03

MOST RUSHING YARDS - SEASON

4009 _____ Rhode Island, 2003 (12 games)

MOST RUSHING YDS/GAME - SEASON

334.1 _____ Rhode Island, 2003 (12 games)

MOST RUSHING TDS - GAME

9 _____ Northeastern vs. Stonehill, 8/30/03

MOST RUSHING TDS - SEASON

49 _____ Delaware, 1992 (14 games)

MOST FIRST DOWNS RUSHING - GAME

27 _____ Connecticut vs. Rhode Island, 11/15/58

MOST FIRST DOWNS RUSHING - SEASON

210 _____ Delaware, 1993 (13 games)

ANNUAL RUSHING LEADERS

Year	Name (Team)	Average	Yards
1978	Mal Najarian (BU)	143.0	1,001
1979	Mal Najarian (BU)	114.0	1,137
1980	Lorenzo Bouier (UM)	147.5	1,622
1981	Gregg Drew (BU)	125.0	1,250
1982	Garry Pearson (UMass)	148.3	1,631
1983	Paul Lewis (BU)	133.6	1,603
1984	Andre Garron (UNH)	143.4	1,004
1985	Andre Garron (UNH)	111.0	888
1986	Randy Pettus (BU)	87.4	874
1987	Erwin Matthews (UR)	110.6	1,327
1988	George Boothe (UC)	91.1	1,002
1989	Carl Smith (UM)	152.7	1,680
1990	Barry Bourassa (UNH)	106.3	957
1991	Jerome Bledsoe (UMass)	140.3	1,545
1992	Uly Scott (UR)	119.8	1,318
1993	Rene Ingoglia (UMass)	116.8	1,285
1994	Rene Ingoglia (UMass)	136.8	1,505
1995	Frank Alessio (UMass)	116.0	1,276
1996	Jerry Azumah (UNH)	118.9	1,308
1997	Jerry Azumah (UNH)	143.3	1,576
1998	Jerry Azumah (UNH)	199.6	2,195
1999	Curtis Keaton (JMU)	142.9	1,715
2000	Brian Westbrook (VU)	110.9	1,220
2001	L. J. McKanas (NU)	159.6	1,756
2002	Marcus Williams (UM)	100.4	1,406
2003	Germaine Bennett (UD)	101.6	1,625
2004	Steve Baylark (UMass)	103.5	1,138
2005	Joe Casey (URI)	113.2	1,245
2006	Steve Baylark (UMass)	130.7	1,960
2007	Tim Hightower (UR)	137.4	1,924



PASSING RECORDS

PASS COMPLETIONS - CAREER

Comp.	Name	School	Years
1,102	Ricky Santos	New Hampshire	2004-2007
868	Chris Boden	Villanova	1996-1999
833	Brett Gordon	Villanova	1999-2002
803	Matt DeGennaro	Connecticut	1987-1990
741	Sean Schaefer	Towson	2005-2007
691	Chris Hixson	Rhode Island	1993-1996
676	Dave Corley, Jr.	William and Mary	1999-2002
673	Tom Ehrhardt	Rhode Island	1984-1985
653	Ryan Day	New Hampshire	1997-2001
647	Mike Buck	Maine	1986-1989

YARDS GAINED - CAREER

Yards	Name	School	Years
13,212	Ricky Santos	New Hampshire	2004-2007
10,166	Chris Boden	Villanova	1996-1999
9,805	Dave Corley, Jr.	William and Mary	1999-2002
9,639	Brett Gordon	Villanova	1999-2002
9,288	Matt DeGennaro	Connecticut	1987-1990
8,845	Mike Buck	Maine	1986-1989
8,839	Shane Stafford	Connecticut	1995-1998
8,407	Chris Hixson	Rhode Island	1993-1996
8,378	Tom Ehrhardt	Rhode Island	1984-1985
8,363	Ron Whitcomb	Maine	2003-2006

YARDS GAINED - GAME

Yards	Name (School)	Opponent	Date
566	Tom Ehrhardt (URI)	Connecticut	11/16/85
560	Bobby Seck (HOF)	Rhode Island	9/25/04
556	Matt Nagy (UD)	Connecticut	11/7/98
538	Ricky Santos (UNH)	Villanova	10/2/04
522	Mickey Fein (UM)	Connecticut	10/11/97
520	Tom Ehrhardt (URI)	Lehigh	10/12/85
496	Bobby Seck (HOF)	Liberty	11/22/03
494	Tom Ehrhardt (URI)	Furman	12/7/85
486	Bob Jean (UNH)	Villanova	11/5/88
472	Tom Ehrhardt (URI)	Akron	11/30/85

Senior Record: 566 _ Tom Ehrhardt (URI) vs. Connecticut (11/16/85)
 Junior Record: 560 _ Bobby Seck (HOF) vs. Rhode Island (9/25/04)
 Sophomore Record: 556 _ Matt Nagy (UD) vs. Connecticut (11/7/98)
 Freshman Record: 538 _ Ricky Santos (UNH) vs. Villanova (10/2/04)



RICKY SANTOS, NEW HAMPSHIRE



SEAN SCHAEFER, TOWSON

AVERAGE YARDS GAINED - SEASON

(minimum 3,000 yards)

Avg.	Name (School)	Cl.	Gms.	Yards	Year
346.8	Tom Ehrhardt (URI)	Sr.	13	4,508	1985
303.3	Sean Schaefer (TU)	So.	10	3,033	2006
302.0	Anton Clarkson (HOF)	Jr.	10	3,020	2005
299.7	Robert Dougherty (BU)	Sr.	12	3,596	1994
297.7	Tom Ehrhardt (URI)	Jr.	13	3,870	1984
297.3	Rocky Butler (HOF)	Sr.	12	3,568	2001
292.1	Ricky Santos (UNH)	So.	13	3,797	2005
290.2	Kevin Foley (BU)	Sr.	11	3,192	1995
286.0	Brett Gordon (VU)	Sr.	15	4,290	2002
285.2	Chris Boden (VU)	So.	13	3,707	1997


Senior Record: 346.8 _____ Tom Ehrhardt (URI), 1985
 Junior Record: 302.0 _____ Anton Clarkson (HOF), 2005
 Sophomore Record: 303.3 _____ Sean Schaefer (TU), 2006
 Freshman Record: 255.2 _____ Ricky Santos (UNH), 2004

PASSING TOUCHDOWNS - CAREER

TD	Name	School	Years
123	Ricky Santos	New Hampshire	2004-2007
99	Chris Boden	Villanova	1996-1999
83	Brett Gordon	Villanova	1999-2002
78	Tom Ehrhardt	Rhode Island	1984-1985
73	Dave Corley, Jr.	William and Mary	1999-2002
73	Matt DeGennaro	Connecticut	1987-1990
73	Shane Stafford	Connecticut	1995-1998
69	Mike Buck	Maine	1986-1989
68	Ron Whitcomb	Maine	2003-2006
66	Liam Coen	Massachusetts	2005-2007
66	Mickey Fein	Maine	1995-1998



MICKEY FEIN, MAINE



TOM EHRHARDT, RHODE ISLAND



LANG CAMPBELL, WILLIAM AND MARY

MOST INTS THROWN - SEASON

27 _____ Tom Ehrhardt (URI), 1985

MOST INTS THROWN - CAREER

49 _____ Matt DeGennaro (UC), 1987-90

49 _____ Rick Robustelli (UC), 1968-70

LONGEST PASS

98 _____ Steve Monaco-to-Emerson Foster (URI)

_____ vs. Holy Cross, 9/3/88

TEAM RECORDS

MOST PASSING ATTEMPTS - GAME

90 _____ Rhode Island vs. Furman, 12/7/85

MOST PASSING ATTEMPTS - SEASON

761 _____ Rhode Island, 1985 (13 Games)

MOST PASS COMPLETIONS - GAME

45 _____ Rhode Island vs. Furman, 12/7/85

MOST PASS COMPLETIONS - SEASON

419 _____ Rhode Island, 1985 (13 Games)

HIGHEST COMPLETION PCT. - SEASON

73.2 _____ New Hampshire, 2007 (12 Games)

MOST PASSING YARDS - GAME


580 _____ Rhode Island vs. Connecticut, 11/16/85

MOST PASSING YARDS - SEASON

5321 _____ Rhode Island, 1985 (13 Games)

MOST TOUCHDOWN PASSES - GAME

8 _____ Twice, Last by Hofstra vs. Rhode Island, 9/25/04



CHRIS BODEN, VILLANOVA

MOST TD PASSES - SEASON

47 _____ Rhode Island, 1985 (13 Games)

MOST FIRST DOWNS PASSING - GAME

29 _____ Rhode Island vs. Connecticut, 11/16/85

MOST FIRST DOWNS PASSING - SEASON

256 _____ Rhode Island, 1985 (13 Games)

ANNUAL PASSING LEADERS

COMPLETIONS

Year	Name (Team)	Completions
1978	Steve Tosches (URI)	114
1979	Mike McEvilly (UM)	107
1980	Ken Sweitzer (UC)	127
1981	Ken Sweitzer (UC)	145
1982	Rich LaBonte (UM)	112
1983	Dave Weinke (URI)	150
1984	Tom Ehrhardt (URI)	308
1985	Tom Ehrhardt (URI)	283
1986	Peter Lane (UC)	187
1987	Mike Buck (UM)	232

PASSING EFFICIENCY

(since ratings system - 1988)

Year	Name (Team)	Rating
1988	Matt DeGennaro (UC)	126.4
1989	Mike Buck (UM)	159.6
1990	Matt Griffin (UNH)	125.8
1991	Tom Colombo (VU)	133.0
1992	Greg Lilly (UR)	157.0
1993	Shawn Knight (WM)	204.6
1994	Shawn Knight (WM)	151.3
1995	Leo Hamlett (UD)	165.4
1996	Mike Cook (WM)	142.5
1997	Chris Boden (VU)	174.0
1998	Matt Nagy (UD)	157.0
1999	Dave Corley, Jr. (WM)	141.3
2000	Brett Gordon (VU)	153.5
2001	Rocky Butler (HOF)	166.2
2002	Dave Corley, Jr. (WM)	144.6
	Brett Gordon (VU)	144.6
2003	Lang Campbell (WM)	152.1
2004	Lang Campbell (WM)	158.7
2005	Ricky Santos (UNH)	170.3
2006	Justin Rascati (JMU)	164.0
2007	Ricky Santos (UNH)	163.1

INDIVIDUAL RECORDS

MOST PASS ATTEMPTS - GAME

78 _____ Tom Ehrhardt (URI) vs. Furman, 12/7/85

MOST PASS COMPLETIONS - GAME

43 _____ Chris Boden (VU) vs. Connecticut, 10/16/99

43 _____ Sean Schaefer (TU) vs. Hofstra, 9/23/06

MOST PASS COMPLETIONS - SEASON

386 _____ Brett Gordon (VU), 2002

MOST COMP./GAME - SEASON

30.4 _____ Tom Ehrhardt (URI), 1985

MOST PASS ATTEMPTS - SEASON

645 _____ Tom Ehrhardt (URI), 1985

MOST PASS ATTEMPTS - CAREER

1,636 _____ Ricky Santos (UNH), 2004-07

MOST TOUCHDOWN PASSES - GAME

8 _____ Bobby Seck (HOF) vs. Rhode Island, 9/25/04

8 _____ Tom Ehrhardt (URI) vs. Connecticut, 11/16/85

MOST TD PASSES - SEASON

42 _____ Chris Boden (VU), 1997

42 _____ Tom Ehrhardt (URI), 1985

MOST INTS THROWN - GAME

6 _____ Five times

_____ Last by Matt LeZotte (JMU) vs. Delaware, 11/3/01

Active Players in italics

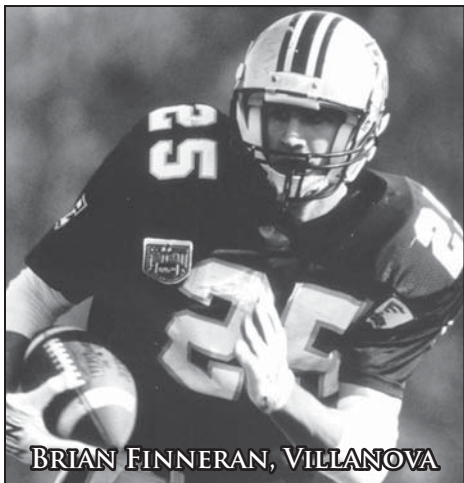


RECEIVING RECORDS

WWW.CAASPORTS.COM

YARDS GAINED - CAREER

Yards	Name	School	Years
4,655	David Ball	New Hampshire	2003-2006
4,168	Rich Musinski	William and Mary	2000-2003
3,944	Brian Forster	Rhode Island	1983-1987
3,872	Brian Finneran	Villanova	1994-1997
3,737	Eddie Conti	Delaware	1994-1998
3,579	Bill Brooks	Boston University	1982-1985
3,535	Mark Didio	Connecticut	1988-1991
3,419	Dave Klemic	Northeastern	1997-2000
3,350	Cory Parks	Northeastern	2002-2005
3,346	Courtney Batts	Delaware	1994-1997




BRIAN FINNERAN, VILLANOVA

AVERAGE YARDS GAINED - SEASON


(Minimum 1000 Yards)

Avg.	Name (School)	Cl.	Gms.	Yards	Year
155.6	Eddie Conti (UD)	Sr.	11	1,712	1998
139.9	Brian Forster (URI)	Jr.	13	1,819	1985
125.3	David Ball (UNH)	So.	12	1,504	2004
123.1	Mark Didio (UC)	Sr.	11	1,354	1991
119.3	David Ball (UNH)	Jr.	13	1,551	2005
116.1	Rich Musinski (WM)	Jr.	12	1,393	2001
113.2	Dominique Thompson (WM)	Sr.	14	1,585	2004
112.8	Kahmal Roy (HOF)	Sr.	12	1,354	2001
110.0	Bill Brooks (BU)	Sr.	11	1,210	1985
109.7	David McLeod (JMU)	Sr.	11	1,207	1993

Senior Record: 155.6 _____ Eddie Conti (UD), 1998
 Junior Record: 139.9 _____ Brian Forster (URI), 1985
 Sophomore Record: 125.3 _____ David Ball (UNH), 2004
 Freshman Record: 85.3 _____ Charles Sullivan (HOF), 2004



DAVID BALL, NEW HAMPSHIRE



CHARLES SULLIVAN, HOFSTRA

YARDS GAINED - GAME

Yards	Name (School)	Opponent	Date
354	Eddie Conti (UD)	Connecticut	11/7/98
327	Brian Forster (URI)	Brown	9/28/85
299	Brian Forster (URI)	Lehigh	10/12/85
284	David Ball (UNH)	Villanova	10/2/04
267	Marques Colston (HOF)	Liberty	11/22/03
252	Brian Forster (URI)	Richmond	12/1/84
248	Carnell Henderson (BU)	Rhode Island	10/8/94
246	Cory Parks (NU)	Albany	9/6/03
240	David Conklin (WM)	VMI	9/13/97
236	Justin Long (UD)	Maine	10/2/04
236	Keith Hugger (UC)	Delaware	11/27/81

Senior Record: 354 __ Eddie Conti (UD) vs. Connecticut (11/7/98)
 Junior Record: 327 _____ Brian Forster (URI) vs. Brown (9/28/85)
 Sophomore Record: 284 _ David Ball (UNH) vs. Villanova (10/2/04)
 Freshman Record: 213 __ Charles Sullivan (HOF) vs. URI (9/25/04)

PASS RECEPTIONS - CAREER

Rec.	Name	School	Years
304	David Ball	New Hampshire	2003-2006
284	Brian Forster	Rhode Island	1983-1987
265	Brian Finneran	Villanova	1994-1997
239	Mark Didio	Connecticut	1988-1991
238	Charles Sullivan	Hofstra	2004-2007
236	Murle Sango	Villanova	1998-2001
228	Bill Brooks	Boston University	1982-1985
225	Darren Altieri	Boston University	1987-1990
224	Rich Musinski	William and Mary	2000-2003
219	Brian Westbrook	Villanova	1997-2001
217	Dave Klemic	Northeastern	1997-2000

AVERAGE PASS RECEPTIONS - SEASON

Avg.	Name (School)	Cl.	Gms.	Rec.	Year
9.85	Brian Forster (URI)	Jr.	13	128	1985
8.91	Murle Sango (VU)	So.	11	98	1999
8.27	Eddie Conti (UD)	Sr.	11	91	1998
8.09	Brian Westbrook (VU)	So.	11	89	1998
8.00	Mark Didio (UC)	Sr.	11	88	1991
8.00	Rameek Wright (UM)	Sr.	11	88	1997
7.82	Charles Sullivan (HOF)	Sr.	11	86	2007
7.69	Brian Forster (URI)	So.	13	100	1984
7.55	J.J. Outlaw (VU)	Sr.	11	83	2005
7.45	Earnest Payton (JMU)	So.	11	82	1998

Senior Record: 8.27 _____ Eddie Conti (UD), 1998
 Junior Record: 9.85 _____ Brian Forster (URI), 1985
 Sophomore Record: 8.91 _____ Murle Sango (VU), 1999
 Freshman Record: 6.18 _____ Charles Sullivan (HOF), 2004

PASS RECEPTIONS - GAME

Rec.	Name (School)	Opponent	Date
18	Brian Forster (URI)	Brown	9/28/85
18	Brian Forster (URI)	Richmond	12/1/84
17	Arel Gordon (UM)	New Hampshire	11/18/06
17	Rameek Wright (UM)	Buffalo	11/16/96
17	Brian Forster (URI)	Lehigh	10/12/85
16	David Boler (UD)	Navy	10/30/04
16	Justin Long (UD)	Maine	10/2/04
16	Brian Finneran (VU)	Youngstown St.	12/16/97
16	Brian Finneran (VU)	Connecticut	10/5/96
16	Brian Forster (URI)	Connecticut	11/16/85

Senior Record: 16 _ Brian Finneran (VU) vs. Youngstown St. (12/16/97)
 Junior Record: 18 _____ Brian Forster (URI) vs. Brown (19/28/85)
 Sophomore Record: 18 _ Brian Forster (URI) vs. Richmond (12/1/84)
 Freshman Record: 14 _ John Perry (UNH) vs. Richmond (10/21/89)

RECEIVING TOUCHDOWNS - CAREER

TD	Name	School	Years
58	David Ball	New Hampshire	2003-2006
41	Dave Klemic	Northeastern	1997-2000
38	Dameon Reilly	Rhode Island	1983-1985
34	Cory Parks	Northeastern	2002-2005
34	Brian Finneran	Villanova	1994-1997
32	Bill Brooks	Boston University	1982-1985
32	Brian Forster	Rhode Island	1983-1987
32	Adrian Zullo	Massachusetts	1998-2002
31	Rich Musinski	William and Mary	2000-2003
31	Eddie Conti	Delaware	1994-1998

RECEIVING TOUCHDOWN - SEASON

TD	Name (School)	Cl.	Gms.	Year
24	David Ball (UNH)	Jr.	13	2005

RECEIVING TOUCHDOWNS - GAME

Rec.	Name (School)	Opponent	Date
5	Andrae Brown (TU)	Northeastern	9/24/05

ANNUAL RECEPTIONS LEADERS

Year	Name (Team)	Rec.	Yards
1978	Dave Loeble (UNH)	37	514
1979	Kevin O'Connor (UM)	33	518
1980	Reggie Eccleston (UC)	50	1,081
1981	Keith Hugger (UC)	57	1,145
1982	Tom Mut (URI)	45	803
1983	Bill Brooks (BU)	56	891
1984	Brian Forster (URI)	100	1,357
1985	Brian Forster (URI)	115	1,617
1986	Dennis Gadbois (BU)	70	1,095
1987	Curtis Olds (UNH)	61	807
1988	Glenn Antrum (UC)	77	1,130
1989	Darren Altieri (BU)	75	868
1990	Mark Didio (UC)	78	1,153
1991	Mark Didio (UC)	88	1,354
1992	Darren Rizzi (URI)	74	1,103
1993	David Gamble (UNH)	67	1,138
1994	Cy Butler (URI)	73	808
1995	Ed Mantie (BU)	81	943
1996	Brian Finneran (VU)	81	1,207
1997	Rameek Wright (UM)	88	1,169
1998	Eddie Conti (UD)	91	1,712
1999	Murle Sango (VU)	98	1,064
2000	Dwayne Wilmot (UM)	67	995
2001	Stefan Gomes (UM)	81	1,069
2002	Brian White (VU)	72	805
2003	Rich Musinski (WM)	63	888
2004	David Ball (UNH)	86	1,504
2005	David Ball (UNH)	87	1,551
2006	David Ball (UNH)	93	1,114
2007	Charles Sullivan (HOF)	86	991



TEAM RECORDS

MOST POINTS - TWO TEAMS

125	Connecticut 125, Newport NTS 0	1949
118	Richmond 62, Delaware 56 (5OT)	11/10/07
115	Maine 59, Delaware 56 (2OT)	10/31/87
113	Delaware 58, West Chester 55	9/24/94
113	Rhode Island 58, Maine 55 (6OT)	9/18/82
111	Delaware 59, Navy 52	10/27/07
106	Massachusetts 64, New Hampshire 42	11/19/88
106	New Hampshire 59, Maine 47	11/19/05
105	Hofstra 62, Rhode Island 43	9/25/04
105	Villanova 65, Buffalo 40	11/14/98

FEWEST POINTS - TWO TEAMS

0	Maine 0, New Hampshire 0	10/13/51
0	Connecticut 0, New Hampshire 0	11/3/56
0	Connecticut 0, Rhode Island 0	11/16/57
0	Maine 0, Rhode Island 0	9/26/59
0	Massachusetts 0, Northeastern 0	10/24/59
0	Massachusetts 0, Harvard 0	9/28/63
0	Connecticut 0, New Hampshire 0	10/31/64
0	Connecticut 0, Rhode Island 0	11/12/66
0	Rhode Island 0, Vermont 0	10/14/67
2	Maine 2, Connecticut 0	10/21/61

FEWEST POINTS - TWO TEAMS

(since overtime was implemented - 1982)

3	Rhode Island 3, Maine 0	10/28/06
3	Massachusetts 3, Northeastern 0	9/29/84
3	Massachusetts 3, Villanova 0	11/10/90
6	Richmond 3, Fordham 3	10/21/95
7	Massachusetts 7, Northeastern 0	10/28/06
7	Northeastern 7, Richmond 0	10/20/01
10	Rhode Island 7, Massachusetts 3	10/5/85
10	Richmond 7, New Hampshire 3	11/4/95
10	Massachusetts 7, Holy Cross 3	9/19/92
10	Maine 10, Kutztown 0	9/12/92

MOST POINTS - ONE TEAM

125	Connecticut 125, Newport NTS 0	1949
84	Delaware 84, West Chester 0	9/23/00
78	Northeastern 78, Stonehill 6	8/30/03
77	Maine 77, Morgan State 24	11/8/03
77	Massachusetts 77, Northeastern 0	10/9/99
76	James Madison 76, Morgan State 7	9/2/95
72	James Madison 72, Lock Haven 0	9/2/00
71	Connecticut 71, Massachusetts 6	10/13/56
71	Northeastern 71, Cheyney 0	9/4/04
70	New Hampshire 70, Central Connecticut 20	8/30/03
70	Towson 70, Lock Haven 0	9/10/05

LARGEST MARGIN OF VICTORY

125	Connecticut 125, Newport NTS 0	1949
84	Delaware 84, West Chester 0	9/23/00
77	Massachusetts 77, Northeastern 0	10/9/99
72	Northeastern 78, Stonehill 6	8/30/03
72	James Madison 72, Lock Haven 0	9/2/00
71	Northeastern 71, Cheyney 0	9/4/04
71	Connecticut 71, Massachusetts 6	10/13/56
70	Towson 70, Lock Haven 0	9/10/05
69	James Madison 76, Morgan State 7	9/2/95
65	Connecticut 71, Massachusetts 6	10/13/56
64	Villanova 64, West Chester 0	8/28/97

MOST POINTS - SEASON

555 _____ Delaware, 2003 (16 games)

MOST TOUCHDOWNS - GAME

12 _____ Massachusetts vs. Northeastern, 10/9/99

MOST TOUCHDOWNS - SEASON

74 _____ New Hampshire, 2005 (13 Games)



INDIVIDUAL RECORDS

TOUCHDOWNS SCORED - CAREER

TD	Name	School	Years
89	Brian Westbrook	Villanova	1997-2001
73	Omar Cuff	Delaware	2004-2007
70	Jerry Azumah	New Hampshire	1995-1998
63	Marcel Shipp	Massachusetts	1997-2000
58	David Ball	New Hampshire	2003-2006
55	Rene Ingoglia	Massachusetts	1992-1995
55	Paul Lewis	Boston University	1981-1984
51	Barry Bourassa	New Hampshire	1989-1992
50	Steve Baylark	Massachusetts	2003-2006
50	Daryl Brown	Delaware	1991-1994
49	Bill Burnham	New Hampshire	1973-1977
46	Stephan Lewis	New Hampshire	1999-2002




SCORING - CAREER

Pts.	Name	School	Years
544	Brian Westbrook	Villanova	1997-2001
438	Omar Cuff	Delaware	2004-2007
424	Jerry Azumah	New Hampshire	1995-1998
378	Marcel Shipp	Massachusetts	1997-2000
350	David Ball	New Hampshire	2003-2006
332	Rene Ingoglia	Massachusetts	1992-1995
332	Paul Lewis	Boston University	1981-1984
308	Daryl Brown	Delaware	1991-1994
306	Barry Bourassa	New Hampshire	1989-1992
294	Bill Burnham	New Hampshire	1974-1977


EXTRA POINTS - CAREER

XP	Name	School	Years
174	Connor McCormick	New Hampshire	2002-2005
167	Sean Leach	Delaware	1994-1997
166	Greg Kuehn	William and Mary	2002-2005
162	Miro Kesic	Northeastern	2002-2005
148	Casey Hannon	Villanova	1998-2001
145	Chris Onorato	Hofstra	2000-2004
142	Mark Kiefer	Villanova	1994-1997
136	Mike Morello	Boston University	1991-1994
135	David Rabil	James Madison	2003-2006
134	Adam James	Villanova	2002-2005





SCORING RECORDS



GREG KUEHN, WILLIAM AND MARY

MOST EXTRA POINTS MADE - GAME (INDIV.)

11 _____ Mike Mellow (UM) vs. Morgan State, 11/8/03

MOST EXTRA POINTS MADE - GAME (TEAM)

11 _____ Maine vs. Morgan State, 11/8/03

11 _____ Massachusetts vs. Northeastern, 10/9/99

MOST EXTRA POINTS MADE - SEASON

67 _____ New Hampshire, 2005 (13 Games)

MOST EXTRA POINT ATT. - GAME

11 _____ Four times

_____ Last by Maine vs. Morgan State, 11/8/03



MARK KIEFER, VILLANOVA

MOST EXTRA POINT ATT. - SEASON

71 _____ New Hampshire, 2005 (13 Games)

71 _____ Massachusetts, 1998 (15 Games)

MOST 2-PT CONV. MADE - GAME

2 _____ Brian Finneran (VU) vs. Northeastern, 11/22/97

MOST 2-PT CONV. MADE - GAME (TEAM)

4 _____ Massachusetts vs. Delaware, 10/10/87

MOST 2-PT CONV. MADE - SEASON

22 _____ Connecticut, 1958

FIELD GOALS - CAREER

FG	Name	School	Years
59	Greg Kuehn	William and Mary	2002-2005
50	Chris Onorato	Hofstra	2000-2004
49	Rob Zarrilli	Hofstra	2005-2007
48	Miro Kesic	Northeastern	2002-2005
48	Brian Shallcross	William and Mary	1994-1997
46	Brett Sterba	William and Mary	1997-2000
44	Brandon Hanes	Northeastern	1994-1997
40	Connor McCormick	New Hampshire	2002-2005
41	Rob Courter	Richmond	1987-1990
39	John Coursey	James Madison	1993-1996

LONGEST FIELD GOAL

Long	Name (School)	Opponent	Date
57	Miro Kesic (NU)	Richmond	11/2/02
56	Jim McManus (UC)	New Hampshire	10/3/98
54	Steve Leo (UD)	Navy	10/24/92
53	Brett Sterba (WM)	Delaware	10/14/00
53	Dave Teggart (UNH)	Northeastern	10/22/97
53	Frank Venezia (VU)	Connecticut	10/7/95
53	Steve Leo (UD)	Richmond	11/16/91
53	Domingos Carlos (UC)	Holy Cross	10/15/83
53	Bob Segar (UC)	Rhode Island	11/18/78
52	Seven times, Last by		
	Rob Zarrilli (HOF)	Furman	9/8/07

MOST FGs MADE - GAME (INDIV.)

5 _____ Mark Kiefer (VU) vs. Richmond, 11/18/95

MOST FGs MADE - GAME (TEAM)

5 _____ Villanova vs. Richmond, 11/18/95

MOST FGs MADE - SEASON (INDIV.)

21 _____ *Jon Striefsky, Delaware, 2007*

MOST FGs MADE - SEASON (TEAM)

21 _____ Delaware, 2007

MOST FG ATTEMPTS - GAME (TEAM)

6 _____ Joe Connolly (NU) vs. Connecticut, 10/31/98



JON STRIEFSKY, DELAWARE

MOST FG ATTEMPTS - SEASON (TEAM)

30 _____ Boston University, 1993 (13 Games)

MOST POINTS - GAME

42 _____ Omar Cuff (UD) vs. William and Mary, 8/30/07

MOST POINTS - SEASON


234 _____ Omar Cuff (UD), 2007

MOST TOUCHDOWNS - GAME

7 _____ Omar Cuff (UD) vs. William and Mary, 8/30/07

MOST TOUCHDOWNS - SEASON

39 _____ Omar Cuff (UD), 2007

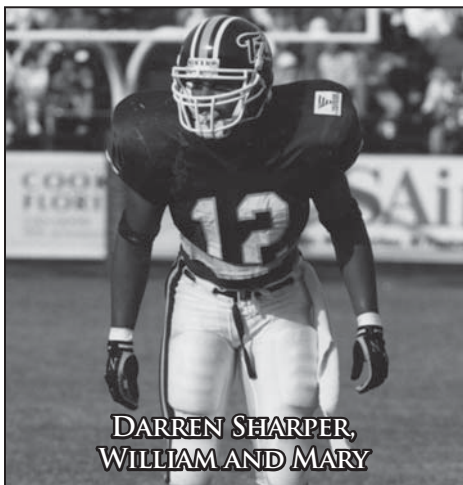


OMAR CUFF, DELAWARE



INTERCEPTIONS - CAREER

Int	Name	School	Years
24	Darren Sharper	William and Mary	1993-1996
24	Chris Helon	Boston University	1991-1994
23	Kevin Smith	Rhode Island	1987-1990
21	Derek Carter	Maine	1994-1997
21	Mark Seals	Boston University	1985-1988
20	Shannon James	Massachusetts	2002-2005
20	Billy Pappas	New Hampshire	1952-1954
18	Matt Latham	Connecticut	1982-1984
18	Grady Fuller	Massachusetts	1977-1980
18	Steve Rogers	Massachusetts	1968-1970



INDIVIDUAL RECORDS
MOST INTERCEPTIONS - GAME

4 _____ Three times
_____ Last by Kevin Smith (URI) vs. Massachusetts, 10/8/88

MOST INTERCEPTION RETURN
YARDS - GAME

160 _____ Dave Brown (UM) vs. Bowdoin, 11/10/62

MOST INTERCEPTIONS - SEASON

12 _____ Chris Helon (BU), 1993

MOST INTERCEPTION RETURN
YARDS - SEASON

239 _____ Mike Cassidy (URI), 1985

MOST INT RETURN TDs - GAME

2 _____ Twice, Last by Allante Harrison (TU) vs. Elon, 9/4/04

MOST INT RETURN TDs - SEASON

2 _____ Many
_____ Last by Allante Harrison (TU), 2004

MOST INTERCEPTION RETURN
YARDS - CAREER

488 _____ Darren Sharper (WM), 1993-96

MOST INT RETURN TDs - CAREER

4 _____ T.J. Hill (NU), 1998-01

LONGEST INT RETURN - GAME

100 _____ Five times
_____ Last by Tony LeZotte (JMU) vs. Towson, 11/19/05

ANNUAL INTERCEPTION LEADERS

Year	Name	Team	Int
1980	Darrell Wilson	Connecticut	8
1981	Dwayne Lopes	Maine	6
1982	Matt Latham	Connecticut	6
	John McGrath	Maine	6
	Grady Fuller	Maine	6
1983	Tony Hill	Rhode Island	9
1984	Tony Hill	Rhode Island	5
	Tim Teevens	New Hampshire	5
1985	Mike Cassidy	Rhode Island	11
1986	Eric Thompson	New Hampshire	10
1987	Tim Byrne	New Hampshire	5
	Ken Lucas	Delaware	5
	Mark Seals	Boston University	5
1988	Kevin Smith	Rhode Island	9
1989	Ryan Jones	New Hampshire	7
1990	Claude Pettaway	Maine	11
1991	Warren McIntire	Delaware	9
1992	Mark Chapman	Connecticut	8
1993	Chris Helon	Boston University	12
1994	Mark Hopkins	Northeastern	7
	Darren Sharper	William and Mary	7
1995	Darren Sharper	William and Mary	7
1996	Darren Sharper	William and Mary	10
1997	Tony Booth	James Madison	8
	Derek Carter	Maine	8
1998	Ron Iannotti	Rhode Island	7
1999	Dan Mulhern	Delaware	7
	Lance Small	Rhode Island	7
2000	T. J. Hill	Northeastern	8
2001	Art Smith	Northeastern	7
	Chuck Wesley	Rhode Island	7
2002	Billy Parker	William and Mary	5
	Ramon Richeson	Richmond	5
2003	Steve Costello	Massachusetts	6
2004	Shannon James	Massachusetts	8
2005	Etienne Boulay	New Hampshire	5
	Daren Stone	Maine	5
2006	Raji El-Amin	Rhode Island	4
	Andrew Harris	Richmond	4
	Drew Mack	Towson	4
	Raquan Pride	Rhode Island	4
2007	Stanley Gutierrez	Hofstra	4

TEAM RECORDS

MOST INTERCEPTIONS - GAME

7 _____ Four times, Last by Villanova vs. Penn, 9/22/07

MOST INTERCEPTION RETURN
YARDS - GAME

160 _____ Maine vs. Bowdoin, 11/10/62

MOST INT RETURN TDs - GAME

2 _____ Several times
_____ Last by James Madison vs. Towson, 11/19/05

MOST INTERCEPTIONS - SEASON

31 _____ Delaware, 1986 (13 Games)

MOST INTERCEPTION RETURN
YARDS - SEASON

581 _____ Delaware, 1996 (12 Games)

MOST INT RETURN TDs - SEASON

7 _____ Northeastern, 1996

AVG. ALL-PURPOSE YDS - SEASON


(Minimum 1,000 Yards)

Avg.	Name (School)	Cl.	Gms.	Yards	Year
275.1	Brian Westbrook (VU)	So.	11	3,026	1998
272.0	Brian Westbrook (VU)	Jr.	11	2,992	2000
256.6	Brian Westbrook (VU)	Sr.	11	2,823	2001
247.8	Jerry Azumah (UNH)	Sr.	11	2,726	1998
217.1	Stephan Lewis (UNH)	Jr.	11	2,388	2001
216.6	Marcel Shipp (UMass)	So.	14	3,032	1998
215.3	Eddie Conti (UD)	Sr.	11	2,368	1998
202.6	Stephan Lewis (UNH)	Sr.	11	2,229	2002
202.3	Jerry Azumah (UNH)	Jr.	11	2,225	1997
192.8	Barry Bourassa (UNH)	Sr.	12	2,313	1991

Senior Record: 256.6 _____ Brian Westbrook (VU), 2001
Junior Record: 272.0 _____ Brian Westbrook (VU), 2000
Sophomore Record: 275.1 _____ Brian Westbrook (VU), 1998
Freshman Record: 118.6 _____ Joe Casey (URI), 2005

ALL-PURPOSE YARDAGE - CAREER

Yards	Name	School	Years
9,512	Brian Westbrook	Villanova	1997-2001
8,367	Jerry Azumah	New Hampshire	1995-1998
7,759	Marcel Shipp	Massachusetts	1997-2000
6,410	Stephan Lewis	New Hampshire	1999-2002
6,248	Barry Bourassa	New Hampshire	1989-1992
6,098	Steve Baylark	Massachusetts	2003-2006
6,096	Eddie Conti	Delaware	1994-1998
5,620	Omar Cuff	Delaware	2004-2007
5,380	Cy Butler	Rhode Island	1993-1996
5,295	Tory Taylor	Connecticut	1995-1998



TOTAL OFFENSE - CAREER

Yards	Name	School	Years
14,621	Ricky Santos	New Hampshire	2004-2007
10,948	Dave Corley, Jr.	William and Mary	1999-2002
9,993	Chris Boden	Villanova	1996-1999
9,317	Brett Gordon	Villanova	1999-2003
9,269	Matt DeGennaro	Connecticut	1987-1990
9,051	Bill Vergantino	Delaware	1989-1992
8,839	Shane Stafford	Connecticut	1995-1998
8,837	Mike Buck	Maine	1986-1989
8,797	Ron Whitcomb	Maine	2003-2006
8,685	Jake Eaton	Maine	1999-2002



SPECIAL TEAMS RECORDS

ALL-PURPOSE INDIV. RECORDS

TOTAL OFFENSE - SEASON
4372 _____ Tom Ehrhardt (URI), 1985 (13 Games)

TOTAL OFFENSE - GAME
566 _____ Tom Ehrhardt (URI) vs. Connecticut, 11/16/85

MOST PLAYS - GAME
80 _____ Tom Ehrhardt (URI) vs. Furman, 12/7/85

MOST PLAYS - SEASON
685 _____ Tom Ehrhardt (URI), 1985 (13 Games)

MOST PLAYS - CAREER
2140 _____ Ricky Santos (UNH), 2004-07

TEAM RECORDS

MOST PLAYS - GAME
113 _____ Villanova vs. Connecticut, 10/7/89

MOST PLAYS - SEASON
1195 _____ Massachusetts, 1998 (15 Games)

MOST TOTAL YARDS - GAME
745 _____ Northeastern vs. Stonehill, 8/30/03

MOST TOTAL YARDS - SEASON
7074 _____ Massachusetts, 1998 (15 Games)

HIGHEST AVG. TOTAL OFF. - SEASON
493.9 _____ New Hampshire, 2005 (13 Games)

MOST FIRST DOWNS - GAME
37 _____ Connecticut vs. Yale, 9/26/98

MOST FIRST DOWNS - SEASON
367 _____ Delaware, 2007 (15 games)

PUNTING RECORDS

MOST PUNTS - GAME
13 _____ Three times
Last by Rocco Navarro (UM) vs. Nebraska, 9/3/05

MOST PUNTS - SEASON
87 _____ Steve Wood (UM), 1978

MOST PUNTS - CAREER
288 _____ Andrew Maclay (UMass), 1995-98

MOST PUNTING YARDS - GAME
526 _____ Christian Koegel (UMass) vs. Boston College, 10/2/04

MOST PUNTING YARDS - SEASON
3239 _____ Brad Costello (BU), 1997

MOST PUNTING YARDS - CAREER
11,278 _____ Andrew Maclay (UMass), 1995-98

HIGHEST PUNTING AVG. - SEASON
44.38 _____ Mike Leach (WM), 1998

HIGHEST PUNTING AVG. - CAREER
42.3 _____ Brad Costello (BU), 1995-97

LONGEST PUNT - GAME
93 _____ Tyler Grogan (NU) vs. Villanova, 9/8/01

TEAM PUNTING RECORDS


MOST PUNTS - GAME
13 _____ Three times, Last by Maine vs. Nebraska, 9/3/05

MOST PUNTS - SEASON
87 _____ Maine, 1978

MOST YARDS PUNTING - GAME
518 _____ Maine vs. Nebraska, 9/29/01

MOST YARDS PUNTING - SEASON
3,239 _____ Boston University, 1997

HIGHEST PUNTING AVG. - SEASON
44.4 _____ Boston University, 1997



WINSTON OCTOBER, RICHMOND

PUNT RETURN RECORDS

MOST PUNT RETURNS - GAME
9 _____ Paul Keaney (UM) vs. Youngstown St., 9/8/01

MOST PUNT RETURNS - SEASON
48 _____ Stan Harrison (UNH), 1986

MOST PUNT RETURNS - CAREER
108 _____ Winston October (UR), 1995-98

MOST PUNT RETURN YARDS - GAME
157 _____ Ron Harris (UM) vs. Colgate, 11/2/74

MOST PUNT RETURN YDS - SEASON
541 _____ Winston October (UR), 1998 (12 Games)

MOST PUNT RETURN YDS - CAREER
1,488 _____ Delvin Joyce (JMU), 1997-00

MOST PUNT RETURN TDs - GAME
2 _____ Matt Latham (UC) vs. Yale, 9/24/83

MOST PUNT RETURN TDs - SEASON
3 _____ Cy Butler (URI), 1995

LONGEST PUNT RETURN - GAME
93 _____ Ron Harris (UMass) vs. UNH, 11/16/74

MOST PUNT RETURN TDs - CAREER
3 _____ Many
Last by Arel Gordon (UM), 2003-06

TEAM PUNT RETURN RECORDS

MOST PUNT RETURNS - GAME
11 _____ Many
Last By Connecticut vs. Maine, 10/16/71

MOST PUNT RETURNS - SEASON
63 _____ William and Mary, 1996 (13 Games)

MOST PUNT RETURN YARDS - GAME
165 _____ Massachusetts vs. Colgate, 11/2/74

MOST PUNT RETURN YDS - SEASON
625 _____ William and Mary, 1996 (13 Games)

MOST PUNT RETURN TDs - GAME
2 _____ Connecticut vs. Yale, 9/24/83

MOST PUNT RETURN TDs - SEASON
3 _____ Richmond, 2007
3 _____ Connecticut, 1996

KICKOFF RETURN RECORDS

MOST KICK RETURN YDS - GAME
269 _____ Brian Westbrook (VU) vs. Delaware, 11/18/00

MOST KICK RETURN YDS - SEASON
1,048 _____ Brian Westbrook (VU), 2000 (11 games)

MOST KICK RETURN YDS - CAREER
2,433 _____ Brian Westbrook (VU), 1997-01

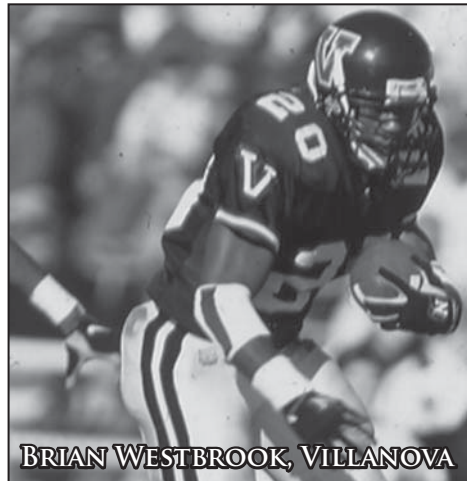
MOST KICK RETURNS - GAME
9 _____ Brian Westbrook (VU) vs Delaware, 11/18/00
9 _____ Jordan Younger (UC) vs. New Hampshire, 11/13/99

MOST KICK RETURNS - SEASON
41 _____ Tory Taylor (UC), 1998 (13 Games)

MOST KICK RETURNS - CAREER
89 _____ Three times
Last by Jerell Jones (URI), 2004-07

MOST KICK RETURN TDs - GAME
1 _____ Record is held by many

LONGEST KICK RETURN - GAME
100 _____ Several times
Last by Scotty McGee (JMU) vs. Towson, 11/17/07



BRIAN WESTBROOK, VILLANOVA

TEAM KICK RETURN RECORDS

MOST KICKOFF RETURNS - GAME
10 _____ Rhode Island vs. Connecticut, 8/31/06

MOST KICK RETURNS - SEASON
71 _____ Massachusetts, 1998 (15 Games)

MOST KICK RETURN YDS - SEASON
1,428 _____ New Hampshire, 2007 (12 Games)



1978 First Round	MASSACHUSETTS 44, Nevada-Reno 21
1978 Final	Florida A&M 35, MASSACHUSETTS 28
1981 First Round	Idaho State 51, RHODE ISLAND 0
1982 First Round	Colgate 21, BOSTON UNIVERSITY 7
1983 First Round	BOSTON UNIVERSITY 24, Eastern Kentucky 20
1983 Quarterfinals	Furman 35, BOSTON UNIVERSITY 16
1984 First Round	Richmond 35, BOSTON UNIVERSITY 33
1984 Quarterfinals	RHODE ISLAND 23, Richmond 17
1984 Semifinals	Montana State 32, RHODE ISLAND 20
1985 First Round	RHODE ISLAND 35, Akron 27
1985 Quarterfinals	Furman 59, RHODE ISLAND 15
1986 First Round	DELAWARE 51, William and Mary 17
1986 Quarterfinals	Arkansas State 55, DELAWARE 14
1987 First Round	Appalachian State 20, RICHMOND 3
1987 First Round	Georgia Southern 31, MAINE 28 (OT)
1988 First Round	Furman 21, DELAWARE 7
1988 First Round	Eastern Kentucky 28, MASSACHUSETTS 17
1989 First Round	Southwest Missouri State 38, MAINE 35
1989 First Round	Georgia Southern 52, VILLANOVA 36
1990 First Round	William and Mary 38, MASSACHUSETTS 0
1991 First Round	Samford 29, NEW HAMPSHIRE 13
1991 First Round	Youngstown State 17, VILLANOVA 16
1991 First Round	James Madison 42, DELAWARE 35 (2OT)
1992 First Round	Youngstown State 23, VILLANOVA 20
1992 First Round	DELAWARE 56, Samford 21
1992 Quarterfinals	DELAWARE 41, Northeast Louisiana 18
1992 Semifinals	Marshall 28, DELAWARE 7
1993 First Round	BOSTON UNIVERSITY 27, Northern Iowa 21 (2OT)
1993 First Round	DELAWARE 49, Montana 48
1993 First Round	McNeese State 34, WILLIAM AND MARY 28
1993 Quarterfinals	Idaho 21, BOSTON UNIVERSITY 14
1993 Quarterfinals	Marshall 34, DELAWARE 31
1994 First Round	Eastern Kentucky 30, BOSTON UNIVERSITY 23
1994 First Round	Appalachian State 17, NEW HAMPSHIRE 10 (OT)
1994 First Round	JAMES MADISON 45, Troy State 26
1994 Quarterfinals	Marshall 28, JAMES MADISON 21 (OT)
1995 First Round	DELAWARE 38, Hofstra 17
1995 First Round	Appalachian State 31, JAMES MADISON 24
1995 Quarterfinals	McNeese State 52, DELAWARE 18
1996 First Round	WILLIAM AND MARY 45, Jackson State 6
1996 First Round	Marshall 59, DELAWARE 14
1996 First Round	East Tennessee State 35, VILLANOVA 29
1996 Quarterfinals	Northern Iowa 38, WILLIAM AND MARY 35
1997 First Round	VILLANOVA 49, Colgate 28
1997 First Round	DELAWARE 24, Hofstra 14
1997 Quarterfinals	DELAWARE 16, Georgia Southern 7
1997 Quarterfinals	Youngstown State 37, VILLANOVA 34
1997 Semifinals	McNeese State 23, DELAWARE 21
1998 First Round	Lehigh 24, RICHMOND 23
1998 First Round	CONNECTICUT 42, Hampton 34
1998 First Round	MASSACHUSETTS 21, McNeese State 19
1998 Quarterfinals	Georgia Southern 52, CONNECTICUT 30
1998 Quarterfinals	MASSACHUSETTS 27, Lehigh 21
1998 Semifinals	MASSACHUSETTS 41, Northwestern State 31
1998 Final	MASSACHUSETTS 55, Georgia Southern 43
1999 First Round	MASSACHUSETTS 30, Furman 23 (OT)
1999 First Round	Troy State 27, JAMES MADISON 7
1999 Quarterfinals	Georgia Southern 38, MASSACHUSETTS 21
2000 First Round	DELAWARE 49, Portland State 14
2000 First Round	RICHMOND 10, Youngstown State 3
2000 Quarterfinals	DELAWARE 47, Lehigh 22
2000 Quarterfinals	Montana 34, RICHMOND 20
2000 Semifinals	Georgia Southern 27, DELAWARE 18

2001 First Round	MAINE 14, McNeese State 10
2001 First Round	Lehigh 27, HOFSTRA 24 (OT)
2001 First Round	Appalachian State 40, WILLIAM AND MARY 27
2001 Quarterfinals	Northern Iowa 56, MAINE 28
2002 First Round	MAINE 14, Appalachian State 13
2002 First Round	VILLANOVA 45, Furman 38
2002 First Round	Fordham 29, NORTHEASTERN 24
2002 Quarterfinals	VILLANOVA 24, Fordham 10
2002 Quarterfinals	Georgia Southern 31, MAINE 7
2002 Semifinals	McNeese State 39, VILLANOVA 28
2003 First Round	DELAWARE 48, Southern Illinois 7
2003 First Round	Colgate 19, MASSACHUSETTS 7
2003 Quarterfinals	DELAWARE 37, Northern Iowa 7
2003 Semifinals	DELAWARE 24, Wofford 9
2003 Final	DELAWARE 40, Colgate 0
2004 First Round	DELAWARE 28, Lafayette 14
2004 First Round	JAMES MADISON 14, Lehigh 13
2004 First Round	NEW HAMPSHIRE 27, Georgia Southern 23
2004 First Round	WILLIAM AND MARY 42, Hampton 35
2004 Quarterfinals	WILLIAM AND MARY 44, DELAWARE 38 (2OT)
2004 Quarterfinals	JAMES MADISON 14, Furman 13
2004 Quarterfinals	Montana 47, NEW HAMPSHIRE 17
2004 Semifinals	JAMES MADISON 48, WILLIAM AND MARY 34
2004 Final	JAMES MADISON 31, Montana 21
2005 First Round	NEW HAMPSHIRE 55, Colgate 21
2005 First Round	RICHMOND 38, Hampton 10
2005 Quarterfinals	Northern Iowa 24, NEW HAMPSHIRE 21
2005 Quarterfinals	Furman 24, RICHMOND 20
2006 First Round	MASSACHUSETTS 35, Lafayette 14
2006 First Round	NEW HAMPSHIRE 41, Hampton 38
2006 First Round	Youngstown State 35, JAMES MADISON 31
2006 Quarterfinals	MASSACHUSETTS 24, NEW HAMPSHIRE 17
2006 Semifinals	MASSACHUSETTS 19, Montana 17
2006 Final	Appalachian State 28, MASSACHUSETTS 17
2007 First Round	DELAWARE 44, Delaware State 7
2007 First Round	Appalachian State 28, JAMES MADISON 27
2007 First Round	MASSACHUSETTS 49, Fordham 35
2007 First Round	Northern Iowa 38, NEW HAMPSHIRE 35
2007 First Round	RICHMOND 33, Eastern Kentucky 14
2007 Quarterfinals	DELAWARE 39, Northern Iowa 27
2007 Quarterfinals	Southern Illinois 34, MASSACHUSETTS 27
2007 Quarterfinals	RICHMOND 21, Wofford 10
2007 Semifinals	Appalachian State 55, RICHMOND 35
2007 Semifinals	DELAWARE 20, Southern Illinois 17
2007 Final	Appalachian State 49, DELAWARE 21

FCS CHAMPIONSHIP GAME RESULTS

Year	Result (winning conference)	Site
1978	Florida A&M 35, MASSACHUSETTS 20 (MEAC)	Wichita Falls, Texas
1979	E. Kentucky 30, Lehigh 7 (OVC)	Orlando, Fla.
1980	Boise State 31, E. Kentucky 29 (Big Sky)	Sacramento, Calif.
1981	Idaho State 34, E. Kentucky 23 (Big Sky)	Wichita Falls, Texas
1982	E. Kentucky 17, Delaware 14 (OVC)	Wichita Falls, Texas
1983	S. Illinois 43, Western Carolina 17 (Gateway)	Charleston, S.C.
1984	Montana State 19, Louisiana Tech 6 (Big Sky)	Charleston, S.C.
1985	Georgia Southern 44, Furman 42 (Independent)	Tacoma, Wash.
1986	Georgia Southern 48, Arkansas State 21 (Independent)	Tacoma, Wash.
1987	Northeast Louisiana 43, Marshall 42 (Southland)	Pocatello, Idaho
1988	Furman 17, Georgia Southern 12 (Southern)	Pocatello, Idaho
1989	Georgia Southern 37, Stephen F. Austin 34 (Independent)	Statesboro, Ga.
1990	Georgia Southern 36, Nevada-Reno 13 (Independent)	Statesboro, Ga.
1991	Youngstown State 25, Marshall 17 (Independent)	Statesboro, Ga.
1992	Marshall 31, Youngstown State 28 (Southern)	Huntington, W.V.
1993	Youngstown State 17, Marshall 5 (Independent)	Huntington, W.V.
1994	Youngstown State 28, Boise State 14 (Independent)	Huntington, W.V.
1995	Montana 22, Marshall 20 (Big Sky)	Huntington, W.V.
1996	Marshall 49, Montana (Southern)	Huntington, W.V.
1997	Youngstown State 10, McNeese State 9 (Gateway)	Chattanooga, Tenn.
1998	MASSACHUSETTS 55, Georgia Southern 43 (Atlantic 10)	Chattanooga, Tenn.
1999	Georgia Southern 59, Youngstown State 24 (Southern)	Chattanooga, Tenn.
2000	Georgia Southern 27, Montana 25 (Southern)	Chattanooga, Tenn.
2001	Montana 13, Furman 0 (Big Sky)	Chattanooga, Tenn.
2002	W. Kentucky 34, McNeese State 14 (Gateway)	Chattanooga, Tenn.
2003	DELAWARE 40, Colgate 0 (Atlantic 10)	Chattanooga, Tenn.
2004	JAMES MADISON 31, Montana 21 (Atlantic 10)	Chattanooga, Tenn.
2005	Appalachian State 21, Northern Iowa 16 (Southern)	Chattanooga, Tenn.
2006	Appalachian State 28, MASSACHUSETTS 17 (Southern)	Chattanooga, Tenn.
2007	Appalachian State 49, DELAWARE 21 (Southern)	Chattanooga, Tenn.



COMPOSITE PLAYOFF RESULTS

(includes Yankee and Atlantic 10 members since 1978)

CAA Football Teams in Playoffs	Non-Conference	Overall
First Round	32-29 (.525)	32-29 (.525)
Quarterfinals	10-18 (.357)	12-20 (.375)
Semifinals	4-6 (.400)	5-7 (.417)
Championship Game	3-3 (.500)	3-3 (.500)
All Rounds In Playoffs	49-56 (.467)	52-59 (.468)

TEAM-BY-TEAM VS. NON-CONFERENCE OPPONENTS

(current members; during conference membership)

Delaware	17-10 (.630)	Northeastern	0-1 (.000)
Hofstra	0-1 (.000)	Rhode Island	2-3 (.667)
James Madison	4-5 (.444)	Richmond	4-5 (.444)
Maine	2-4 (.333)	Towson	0-0 (.000)
Massachusetts	9-7 (.563)	Villanova	3-6 (.333)
New Hampshire	3-5 (.375)	William and Mary	2-3 (.667)

MULTIPLE CAA FOOTBALL APPEARANCES IN PLAYOFFS

(includes Yankee and Atlantic 10 members since 1978)

Five Teams (one time)

2007 Delaware, James Madison, Massachusetts, New Hampshire, Richmond

Four Teams (one time)

2004 Delaware, James Madison, New Hampshire, William and Mary

Three Teams (eight times)

1991 Delaware, New Hampshire, Villanova
 1993 Boston Univ., Delaware, William and Mary
 1994 Boston Univ., James Madison, New Hampshire
 1996 Delaware, Villanova, William and Mary
 1998 Connecticut, Massachusetts, Richmond
 2001 Hofstra, Maine, William and Mary
 2002 Maine, Northeastern, Villanova
 2006 James Madison, Massachusetts, New Hampshire

Two Teams (10 times)

1987 Maine, Richmond
 1988 Delaware, Massachusetts
 1989 Maine, Villanova
 1992 Delaware, Villanova
 1995 Delaware, James Madison
 1997 Delaware, Villanova
 1999 James Madison, Massachusetts
 2000 Delaware, Richmond
 2003 Delaware, Massachusetts
 2005 New Hampshire, Richmond

FCS CONFERENCES IN THE NCAA PLAYOFFS

Conference (First Year)

Conference (First Year)	Overall
Southern (1982)	86-48 (.642)
Independent	3-2 (.600)
Gateway (1985)	45-40 (.529)
Big Sky (1979)	56-50 (.528)
Great West (2004)	1-1 (.500)
Southland (1982)	40-43 (.482)
CAA Football [Atlantic 10, Yankee] (1978)	52-59 (.468)
Ohio Valley (1979)	24-41 (.369)
Patriot (1997)	7-13 (.350)
Mid-Eastern Athletic (1981)	6-20 (.231)
Southwestern Athletic (1978)	0-19 (.000)

CAA FOOTBALL VS. THE NCAA PLAYOFF FIELD

(includes Yankee and Atlantic 10 members' opponents since 1978)

Appalachian State	1-8	Hofstra	2-0	Northeast Louisiana	1-0
Arkansas State	0-1	Idaho	0-1	Northern Iowa	3-4
Akron	1-0	Idaho State	0-1	Northwestern State	1-0
Colgate	3-2	Jackson State	1-0	Portland State	1-0
Delaware State	1-0	James Madison	0-1	Richmond	1-1
E. Tenn. State	0-1	Lafayette	2-0	Samford	1-1
Eastern Kentucky	2-2	Lehigh	3-2	Southern Illinois	2-1
Florida A&M	0-1	Marshall	0-4	Missouri State	0-1
Fordham	2-1	McNeese State	2-4	Troy State	1-1
Furman	3-4	Montana	3-2	Wofford	2-0
Georgia Southern	3-6	Montana State	0-1	Youngstown State	1-4
Hampton	4-0	Nevada-Reno	1-0	William and Mary	1-1

*Does not reflect the WM-UD (2004), WM-JMU (2004) and UNH-UMass (2006) contests as they are each Conference members.

1998 NATIONAL CHAMPS UMASS MINUTEMEN



CHATTANOOGA, Tenn. -- UMass won its first national championship with a 55-43 victory over No. 1 Georgia Southern.

Marcel Shipp rushed for 244 yards and three touchdowns on 35 carries, while Todd Bankhead completed 17 of 25 passes for 152 yards.

UMass jumped on top early, scoring three first quarter touchdowns on the way to a 38-21 halftime lead.

Shipp had a pair of scoring runs in the first half, while Bankhead scored on a sneak, Kole Ayi scored on a fumble recovery, and Adrian Zullo caught a scoring pass.

Georgia Southern cut the lead to 38-33 with a pair of touchdowns in the third quarter, before the UMass running attack put the game out of reach.

Kevin Quinlan and Shipp both scored touchdowns early in the fourth quarter to give the Minutemen an insurmountable 52-33 lead.

Ayi led the defense with 16 tackles, three fumble recoveries and two forced fumbles, while Khari Samuel added 15 tackles and two forced fumbles.

1998 I-AA NATIONAL CHAMPIONSHIP

Dec. 19, 1998 -- CHATTANOOGA, TENN.

FINLEY STADIUM (17,501)

Score by Quarters	1	2	3	4	Score
Massachusetts (12-3)	21	17	0	17	55
Georgia Southern (14-1)	7	14	12	10	43



2003 NATIONAL CHAMPS DELAWARE BLUE HENS



CHATTANOOGA, Tenn. -- The University of Delaware football team is back on top again.

Using a punishing defense that held Colgate to just 157 total yards and posted its first road shutout since 1982, the Blue Hens captured their sixth national championship Friday night with a dominating 40-0 victory over the previously unbeaten Raiders in the NCAA I-AA championship game at Finley Stadium.

All-American quarterback Andy Hall threw two touchdown passes to sophomore David Boler and senior running backs Antawn Jenkins and Germaine Bennett each scored twice on the ground as Delaware (15-1) highlighted the most successful season in school history with its first national title since winning the NCAA II crown in 1979. It was Delaware's first national title at the I-AA level.

The Blue Hens continued their dominance in the post-season as they outscored their four opponents 149-23 and posted the first-ever shutout in the I-AA championship game.

Colgate (15-1), which was appearing in its first championship game, had a 21-game win streak snapped. The Raiders managed to cross midfield just three times and never got closer than the Blue Hen 20-yard line. Running back Jamaal Branch, the Walter Payton Award winner and the all-time leading single season rusher in I-AA history, was held to just 55 yards on 20 carries. Colgate quarterback Chris Brown completed just 9 of 21 passes for 94 yards.

Hall, a second-year transfer from Georgia Tech, completed 12 of 20 passes for 183 yards and two scores, both to Boler, who caught a five-yard toss on the first play of the second half to up the lead to 20-0 and caught a nine-yarder midway through the third quarter to up the lead to 27-0. Bennett's one-yard dive with 2:52 left in the third quarter and Jenkins' two-yard dive with 12:22 left were icing on the cake.

Delaware piled up 348 total yards as Bennett, who set a UD single season record with 1,625 yards, rushed for 60 yards and Jenkins added 53 yards. Defensively, the Hens posted seven tackles for loss, including three sacks.

Hall accounted for 37 yards in the air over the Hens' second drive of the game, connecting on passes to Boler and Justin Long, the latter to Long, a 17-yarder after a brilliant scramble by Hall, placed the ball at the 3. The 60 yard, eight-play drive culminated in Jenkins' three-yard touchdown run. Brad Shushman converted the PAT and Delaware had a 7-0 lead with 7:29 to play in the first quarter.

Delaware forced a punt again on Colgate's next possession. This time, though, Haugabrook didn't get a chance to return the punt as a one-bounce snap resulted in a bad punt. The kick went just five yards, giving Delaware the ball at the Colgate 34.

On the first play, Hall found Boler for 22 yards down to the Colgate 12. After Hall was tackled for a three-yard loss on first down, he got loose on second down for 13 yards to set up first-and-goal. On first down, Bennett was stopped at the one-foot line, but on second down, he snuck around the right side for the touchdown. Shushman's PAT hit the left upright and the scored stayed at 13-0.

On the first play of Colgate's next series, the assault continued. Delaware's Dominic Santoli hit quarterback Brown, knocking the ball loose. The Blue Hens' Tom Parks jumped on the loose ball, giving Delaware the ball at Colgate 18.

Two plays later, Hall rushed down the right sideline for 14 yards, giving Delaware first-and-goal at the Raiders' 4. After two running plays were stuffed, Hall found Boler on a quick slant for a five-yard touchdown. Shushman's PAT gave Delaware a 20-0 lead.

Colgate drove back down the field on its next possession. The Raiders got down to the Delaware 20 after a nine-yard run by Branch. However, on fourth-and-two from the 20, Delaware's Adams knocked a potential first down completion away from tight end John Freiser to end the threat.

2003 I-AA NATIONAL CHAMPIONSHIP

Dec. 19, 2003 -- CHATTANOOGA, TENN.

FINLEY STADIUM (14,281)

Score by Quarters	1	2	3	4	Score
Colgate (15-1)	0	0	0	0	0
Delaware (15-1)	13	7	14	6	40

2004 NATIONAL CHAMPS JAMES MADISON DUKES



CHATTANOOGA, Tenn. -- NATIONAL CHAMPIONS -- That's a title that forever will be used with the 2004 James Madison University football team.

The Dukes earned the distinction Dec. 17, at Finley Stadium with a 31-21 victory over Montana in the finals of the NCAA Division I-AA Championships.

The Dukes, as they have for most of the season, used a stingy defense, a strong running game, and good special teams play to post the biggest win in their 33-year football history.

JMU allowed a first-quarter touchdown for the only time during the 2004 season and trailed twice, but the Dukes rallied to dominate the final minutes of the game as they did for most of the season.

JMU went in front to stay 24-21 on a one-yard touchdown run by Maurice Fenner with 3:25 left in the third quarter, added an insurance score on Justin Rascati's six-yard run with eight minutes left in the game, and ran the final 6:14 off the clock after getting an interception from Clint Kent.

The Dukes used 14 straight rushing plays in running out the clock at the end of the game and nine straight rushing plays during the 72-yard drive that put them in front to stay.

JMU ran for 314 yards overall -- 257 during the second half -- and had a 318-202 overall yardage advantage during the final two periods.

Fenner led JMU's attack with 164 rushing yards on 29 carries and ran for two touchdowns. Alvin Banks added 88 rushing yards on 13 carries, and Rascati ran 11 times for 57 yards and two scores. Rascati also hit on 13 of 18 passes for 132 yards.

In addition to the score that put JMU in front to stay, Fenner scored on a one-yard run with 0:16 left in the first quarter to give JMU a 10-7 edge. Rascati ran 11 yards for a touchdown on JMU's first third-quarter series in addition to his fourth-period scoring carry.

The victory was JMU's fifth straight overall and its fourth in the playoffs away from home. The Dukes completed the year with a 13-2 record and became the second straight Division I-AA champion from the Atlantic 10. No other team previously had advanced to the championship with straight road wins.

JMU didn't have a first down and had only two net offensive yards during the opening period but begin to move the ball during the second period.

The Dukes pulled to within 7-3 with 8:54 left in the first half on a 28-yard field goal by David Rabil, capping a 14-play, 74-yard drive. Rascati completed three passes for 47 yards during the possession.

Fenner's one-yard scoring run for JMU's 10-7 halftime lead capped a 71 yard, 13-play series and came on a fourth-down play.

JMU raised the lead to 17-7 by driving 80 yards in six plays to start the second half. Rascati had an 18-yard run and Banks a 28-yarder to the Montana 21 before Fenner ran for 10 yards and Rascati scored from the 11 with 11:55 left in the third quarter.

Montana scored on the following possession, driving 75 yards in nine plays to get to within 17-14, and recovered a JMU fumble two plays later at the Dukes' 29 to set up a drive that produced a 21-17 Grizzly lead.

The 72-yard drive that gave JMU the lead for good included Fenner carries of 11, 13 and 11 yards and a 25-yarder by Banks to the Montana 12 before Fenner scored.

Montana missed on a 31-yard field goal on its next possession, and JMU added its insurance touchdown on a 80-yard, 16-play drive.

Montana moved from its 14 to the JMU 35 in just more than a minute after Rascati's score, but Kent's fourth-down interception -- his fifth interception of the year -- came on the final offensive play the Grizzlies would run.

2004 I-AA NATIONAL CHAMPIONSHIP

Dec. 17, 2004 -- CHATTANOOGA, TENN.

FINLEY STADIUM (16,771)

Score by Quarters	1	2	3	4	Score
James Madison (13-2)	0	10	14	7	31
Montana (12-3)	7	0	14	0	21



DELAWARE

Year	Game/Bowl	Opponent	Result
1946	Cigar Bowl	Rollins (FL)	W/21-7
1954	Refrigerator Bowl	Kent State	W/19-7
1968	Boardwalk Bowl	Indiana (PA)	W/31-24
1969	Boardwalk Bowl	N.C. Central	W/31-13
1970	Boardwalk Bowl	Morgan State	W/38-23
1971	Boardwalk Bowl	C.W. Post	W/72-22
1973	NCAA II Quarterfinals	Grambling	L/17-8
1974	NCAA II Quarterfinals	Youngstown State	W/35-14
	NCAA II Semifinals	UNLV	W/49-11
	NCAA II Final	Central Michigan	L/54-14
1976	NCAA II Quarterfinals	Northern Michigan	L/28-17
1978	NCAA II Quarterfinals	Jacksonville State	W/42-27
	NCAA II Semifinals	Winston-Salem State	W/41-0
	NCAA II Final	Eastern Illinois	L/10-9
1979	NCAA II Quarterfinals	Virginia Union	W/58-28
	NCAA II Semifinals	Mississippi College	W/60-10
	NCAA II Final	Youngstown State	W/38-21
1981	NCAA I-AA First Round	Eastern Kentucky	L/35-28
1982	NCAA I-AA Quarterfinals	Colgate	W/20-13
	NCAA I-AA Semifinals	Louisiana Tech	W/17-0
	NCAA I-AA Final	Eastern Kentucky	L/17-14
1986	NCAA I-AA First Round	William and Mary	W/51-17
	NCAA I-AA Quarterfinals	Arkansas State	L/55-14
1988	NCAA I-AA First Round	Furman	L/21-7
1991	NCAA I-AA First Round	James Madison (2OT)	L/42-35
1992	NCAA I-AA First Round	Samford	W/56-21
	NCAA I-AA Quarterfinals	NE Louisiana	W/41-18
	NCAA I-AA Semifinals	Marshall	L/21-7
1993	NCAA I-AA First Round	Montana	W/49-48
	NCAA I-AA Quarterfinals	Marshall	L/34-31
1995	NCAA I-AA First Round	Hofstra	W/38-17
	NCAA I-AA Quarterfinals	McNeese State	L/52-18
1996	NCAA I-AA First Round	Marshall	L/59-14
1997	NCAA I-AA First Round	Hofstra	W/29-14
	NCAA I-AA Quarterfinals	Georgia Southern	W/16-7
	NCAA I-AA Semifinals	McNeese State	L/23-21
2000	NCAA I-AA First Round	Portland State	W/49-14
	NCAA I-AA Quarterfinals	Lehigh	W/47-22
	NCAA I-AA Semifinals	Georgia Southern	L/27-18
2003	NCAA I-AA First Round	Southern Illinois	W/48-7
	NCAA I-AA Quarterfinals	Northern Iowa	W/37-7
	NCAA I-AA Semifinals	Wofford	W/24-9
	NCAA I-AA Final	Colgate	W/40-0
2004	NCAA I-AA First Round	Lafayette	W/28-14
	NCAA I-AA Quarterfinals	William and Mary (2OT)	L/44-38
2007	NCAA FCS First Round	Delaware State	W/44-7
	NCAA FCS Quarterfinals	Northern Iowa	W/39-27
	NCAA FCS Semifinals	Southern Illinois	W/20-17
	NCAA FCS Final	Appalachian State	L/49-21



Delaware players celebrate after topping Southern Illinois in 2007, earning a trip to the NCAA FCS Championship game in Chattanooga.

HOFSTRA

Year	Game/Bowl	Opponent	Result
1983	NCAA III	Union	L/51-19
1986	NCAA III	Montclair State	L/24-21
1987	NCAA III	Fordham	L/41-6
1988	NCAA III	Cortland State	L/32-27
1989	NCAA III	Montclair State	L/23-6
1990	NCAA III	Cortland State	W/35-9
	NCAA III Quarterfinals	Trenton State	W/38-3
	NCAA III Semifinals	Lycoming	L/20-10
1995	NCAA I-AA First Round	Delaware	L/38-17
1997	NCAA I-AA First Round	Delaware	L/24-14
1999	NCAA I-AA First Round	Lehigh	W/27-15
	NCAA I-AA Quarterfinals	Illinois State	L/37-20
2000	NCAA I-AA First Round	Furman	W/31-24
	NCAA I-AA Semifinals	Georgia Southern	L/48-20
2001	NCAA I-AA First Round	Lehigh (OT)	L/27-24



James Madison head coach Mickey Matthews celebrates as the clock winds down in the 2004 National Championship game.

JAMES MADISON

Year	Game/Bowl	Opponent	Result
1987	NCAA I-AA First Round	Marshall	L/41-12
1991	NCAA I-AA First Round	Delaware (2OT)	W/42-35
	NCAA I-AA Quarterfinals	Samford	L/24-21
1994	NCAA I-AA First Round	Troy State	W/45-26
	NCAA I-AA Quarterfinals	Marshall (OT)	L/28-21
1995	NCAA I-AA First Round	Appalachian State	L/31-24
1999	NCAA I-AA First Round	Troy State	L/27-7
2004	NCAA I-AA First Round	Lehigh	W/14-13
	NCAA I-AA Quarterfinals	Furman	W/14-13
	NCAA I-AA Semifinals	William and Mary	W/48-34
	NCAA I-AA Final	Montana	W/31-21
2006	NCAA FCS First Round	Youngstown State	L/35-31
2007	NCAA FCS First Round	Appalachian State	L/28-27

MAINE

Year	Game/Bowl	Opponent	Result
1965	Tangerine Bowl	East Carolina	L/31-0
1987	NCAA I-AA First Round	Georgia Southern (OT)	L/31-28
1989	NCAA I-AA First Round	SMS	L/38-35
2001	NCAA I-AA First Round	McNeese State	W/14-10
	NCAA I-AA Quarterfinals	Northern Iowa	L/56-28
2002	NCAA I-AA First Round	Appalachian State	W/14-13
	NCAA I-AA Quarterfinals	Georgia Southern	L/31-7



MASSACHUSETTS

Year	Game/Bowl	Opponent	Result
1964	Tangerine Bowl	East Carolina	L/14-13
1972	Boardwalk Bowl	UC Davis	W/35-14
1977	NCAA II Quarterfinals	Lehigh	L/30-23
1978	NCAA I-AA Semifinals	Nevada-Reno	W/44-21
	NCAA I-AA Final	Florida A&M	L/35-28
1988	NCAA I-AA First Round	Eastern Kentucky	L/28-17
1990	NCAA I-AA First Round	William and Mary	L/38-0
1998	NCAA I-AA First Round	McNeese State	W/21-19
	NCAA I-AA Quarterfinals	Lehigh	W/27-21
	NCAA I-AA Semifinals	Northwestern State	W/41-31
	NCAA I-AA Final	Georgia Southern	W/55-43
1999	NCAA I-AA First Round	Furman (OT)	W/30-23
	NCAA I-AA Quarterfinals	Georgia Southern	L/38-21
2003	NCAA I-AA First Round	Colgate	L/19-7
2006	NCAA FCS First Round	Lafayette	W/35-14
	NCAA FCS Quarterfinals	New Hampshire	W/24-17
	NCAA FCS Semifinals	Montana	W/19-17
	NCAA FCS Final	Appalachian State	L/28-17
2007	NCAA FCS First Round	Fordham	W/49-35
	NCAA FCS Quarterfinals	Southern Illinois	L/34-27



Massachusetts players take the field prior to the 2006 National Championship game against Appalachian State.

NEW HAMPSHIRE

Year	Game/Bowl	Opponent	Result
1975	NCAA II Quarterfinals	Lehigh	W/35-21
	NCAA II Semifinals	Western Kentucky	L/14-3
1976	NCAA II Quarterfinals	Montana State	L/17-16
1991	NCAA I-AA First Round	Samford	L/29-13
1994	NCAA I-AA First Round	Appalachian State (OT)	L/17-10
2004	NCAA I-AA First Round	Georgia Southern	W/27-23
	NCAA I-AA Quarterfinals	Montana	L/47-17
2005	NCAA I-AA First Round	Colgate	W/55-21
	NCAA I-AA Quarterfinals	Northern Iowa	L/24-21
2006	NCAA FCS First Round	Hampton	W/41-38
	NCAA FCS Quarterfinals	Massachusetts	L/24-17
2007	NCAA FCS First Round	Northern Iowa	L/38-35

NORTHEASTERN

Year	Game/Bowl	Opponent	Result
1963	Eastern Bowl	East Carolina	L/27-6
2002	NCAA I-AA First Round	Fordham	L/29-24

RHODE ISLAND

Year	Game/Bowl	Opponent	Result
1955	Refrigerator Bowl	Jacksonville State	L/12-10
1981	NCAA I-AA Quarterfinals	Idaho State	L/51-0
1984	NCAA I-AA Quarterfinals	Richmond	W/23-17
	NCAA I-AA Semifinals	Montana State	L/32-20
1985	NCAA I-AA First Round	Akron	W/35-27
	NCAA I-AA Quarterfinals	Furman	L/29-15

RICHMOND

Year	Game/Bowl	Opponent	Result
1968	Tangerine Bowl	Ohio University	W/49-42
1971	Tangerine Bowl	Toledo	L/28-3
1984	NCAA I-AA First Round	Boston University	W/35-33
	NCAA I-AA Quarterfinals	Rhode Island	L/23-17
1987	NCAA I-AA First Round	Appalachian State	L/20-3
1998	NCAA I-AA First Round	Lehigh	L/24-23
2000	NCAA I-AA First Round	Youngstown State	W/10-3
	NCAA I-AA Quarterfinals	Montana	L/34-20
2005	NCAA I-AA First Round	Hampton	W/38-10
	NCAA I-AA Quarterfinals	Furman	L/24-20
2007	NCAA FCS First Round	Eastern Kentucky	W/33-14
	NCAA FCS Quarterfinals	Wofford	W/21-10
	NCAA FCS Semifinals	Appalachian State	L/55-35



Richmond's Joe Monteverde (87) celebrates with Kevin Grayson following a touchdown in the Spiders' semifinal game against Appalachian State.

TOWSON

Year	Game/Bowl	Opponent	Result
1976	NCAA III Quarterfinals	C.W. Post	W/14-10
	NCAA III Semifinals	St. Lawrence	W/38-36
	NCAA III Final	St. John's (MN)	L/31-28
1983	NCAA II Quarterfinals	North Dakota State	L/24-17
1984	NCAA II Quarterfinals	Norfolk State	W/31-21
	NCAA II Semifinals	Troy State	L/45-3
1986	NCAA II Quarterfinals	Central State	L/31-0

VILLANOVA

Year	Game/Bowl	Opponent	Result
1936	Bacardi Bowl	Auburn	T/7-7
1947	Great Lakes Bowl	Kentucky	L/24-14
1949	Harbor Bowl	Nevada	W/27-7
1961	Sun Bowl	Wichita	W/17-9
1962	Liberty Bowl	Oregon State	L/6-0
1989	NCAA I-AA First Round	Georgia Southern	L/52-36
1991	NCAA I-AA First Round	Youngstown State	L/17-16
1992	NCAA I-AA First Round	Youngstown State	L/23-20
1996	NCAA I-AA First Round	East Tennessee State	L/35-29
1997	NCAA I-AA First Round	Colgate	W/49-28
	NCAA I-AA Quarterfinals	Youngstown State	L/37-34
2002	NCAA I-AA First Round	Furman	W/45-38
	NCAA I-AA Quarterfinals	Fordham	W/24-10
	NCAA I-AA Semifinals	McNeese State	L/39-28

WILLIAM AND MARY

Year	Game/Bowl	Opponent	Result
1947	Dixie Bowl	Arkansas	L/21-19
1948	Delta Bowl	Oklahoma A&M	W/20-0
1970	Tangerine Bowl	Toledo	L/40-12
1986	NCAA I-AA First Round	Delaware	L/51-17
1988	Ivy Bowl	Japan All-Stars	W/73-3
1989	NCAA I-AA First Round	Furman	L/24-10
1990	NCAA I-AA First Round	Massachusetts	W/38-0
	NCAA I-AA Quarterfinals	Central Florida	L/52-38
1992	Ivy Bowl	Nihon University	W/35-10
1993	NCAA I-AA First Round	McNeese State	L/34-28
1996	NCAA I-AA First Round	Jackson State	W/45-6
	NCAA I-AA Quarterfinals	Northern Iowa	L/38-35
2001	NCAA I-AA First Round	Appalachian State	L/40-27
2004	NCAA I-AA First Round	Hampton	W/42-35
	NCAA I-AA Quarterfinals	Delaware (2OT)	W/44-38
	NCAA I-AA Semifinals	James Madison	L/48-34



THE WALTER PAYTON PLAYER OF THE YEAR AWARD

The Sports Network established the Walter Payton Player of the Year Award in 1987, and it is presented annually to the most outstanding college football player on the Football Championship Subdivision level.


THE BUCK BUCHANAN AWARD

Presented to the most outstanding defensive player in FCS, The Sports Network established the Buck Buchanan award in 1995. The award is named for Junious "Buck" Buchanan, the NAIA All-American and Pro Football Hall of Fame defensive lineman who played for Grambling State University from 1959-62.

THE EDDIE ROBINSON COACH OF THE YEAR AWARD

The Sports Network established the Eddie Robinson Coach of the Year Award in 1987, and it has been presented annually to the top coach in FCS. The late Robinson is college football's all-time winningest coach with a record of 408-164-15.

2006 WALTER PAYTON AWARD WINNER RICKY SANTOS -- NEW HAMPSHIRE



Ricky Santos threw for 2,681 yards and 23 touchdowns and ran for 385 yards and 12 scores in the regular season. He directed a New Hampshire offense that threw for 249.6 yards per game and ranked third nationally with 36.5 ppg. Santos tossed only five interceptions all season, and led the Wildcats to the playoffs for the third consecutive season. Santos got off to a fast start with five total touchdowns to

lead New Hampshire to a 34-17 victory at Northwestern. He also notched five passing touchdowns in a win against Dartmouth, and exploded with five total touchdowns and 391 yards of total offense to lead the Wildcats to a 52-49 victory in a shootout against Delaware. He helped the Wildcats to a 5-0 start and the No. 1 ranking in the country for the first half of the season. With his team's playoff fate on the line, Santos once again notched five total touchdowns to lead the Wildcats past Rhode Island, 63-21, and scored a pair of rushing touchdowns to lift New Hampshire to a playoff spot with a 19-13 victory in overtime over Maine. Only a junior, Santos completed the regular season with 9,796 passing yards, 93 touchdown passes and only 24 interceptions in his career, and then added six more touchdown passes in the playoffs.


2004 WALTER PAYTON AWARD WINNER LANG CAMPBELL -- WILLIAM AND MARY



Lang Campbell led William & Mary to its first-ever semifinal appearance and a share of the Atlantic 10 title. He finished the regular season with just one interception, and threw for a school-record 3,988 yards and 30 touchdowns for the year. Campbell also ran for 317 yards and seven touchdowns

and totaled 307.5 yards of total offense per game. He came up huge in critical Tribe games at the end of the season and into the playoffs. Campbell led the Tribe to wins in their final four regular season games, with a 26-of-33, 323-yard, two-touchdown effort in a 27-24 win at James Madison to help the Tribe claim a share of the A-10 title. In the quarterfinals, Campbell led the Tribe back from a 31-10 fourth-quarter deficit against Delaware. He threw for 342 yards and three touchdowns in the contest. Campbell was the fourth Walter Payton Award winner from the Atlantic 10, but the first-ever quarterback.

2001 WALTER PAYTON AWARD WINNER BRIAN WESTBROOK -- VILLANOVA



Brian Westbrook concluded an incredible collegiate career with a brilliant senior season that included 1,603 rushing yards, 59 receptions, and 29 touchdowns for the Atlantic 10 quad-champions. Westbrook became the second Villanova player to win the Payton, and the program joined Idaho

as the only schools with two winners of the Award. The Fort Washington, Md., native led I-AA with 2,823 all-purpose yards two years after major knee surgery forced him to miss the 1999 season. Westbrook's 9,512 all-purpose yards are an NCAA all-divisions record, and his single-season all-purpose yard figures in 1998, 2000, and 2001 are the three-best totals in I-AA history. Westbrook was selected in the third round of the 2002 NFL Draft by the Philadelphia Eagles, and finished the 2007 NFL season on the Eagles' active roster.




**1998 WALTER PAYTON AWARD WINNER
JERRY AZUMAH -- NEW HAMPSHIRE**



Jerry Azumah became the second-straight player from the Atlantic 10 and 12th overall to win the Payton Award in 1998. The senior's 2,195 rushing yards and 22 touchdowns were both school records, but were not enough to help the Wildcats avoid

a 4-7 mark. One of UNH's seven losses was typical of the team's season, as Azumah rambled for 329 yards but the Wildcats lost to Hofstra, 41-38. For his career, the talented Worcester, Mass., native rushed for 6,193 yards and 60 touchdowns, and 418 points, graduating as the all-time I-AA leader in each category. Azumah was drafted in the fifth round of the 1999 NFL draft by the Chicago Bears, and was selected to his first Pro Bowl as a return specialist in 2003.


**1997 WALTER PAYTON AWARD WINNER
BRIAN FINNERAN -- VILLANOVA**



The first-ever receiver to win the Payton, Brian Finneran caught 96 passes for 1,389 yards and 19 touchdowns, and led the Wildcats to an undefeated regular season, Atlantic 10 title and NCAA playoff berth. Finneran's 17 regular-season touchdowns rank fourth in I-AA history, with NFL standouts

Jerry Rice and Randy Moss among those listed ahead of Finneran on the list. The native Californian remains atop the Villanova career charts for receptions (265), yards (3,872), and touchdown catches (34). The senior finished his storied VU tenure with a 16-catch, 180-yard performance in a playoff loss to eventual national champion Youngstown State. Finneran signed with the Philadelphia Eagles in 1999, and later spent four seasons as a starting wide receiver for the Atlanta Falcons.

**1988 WALTER PAYTON AWARD WINNER
DAVE MEGGETT -- TOWSON**



Dave Meggett scored four touchdowns in Towson's 45-34 season-opening win over Northeastern and never looked back, piling up 1,612 all-purpose yards en route to the 1988 Payton Award. The Tigers' 5-5 record was their first-ever .500 mark at the I-AA level. In just

two seasons at Towson following his transfer from Morgan State (where he was a defensive back), the multi-talented Meggett rushed for 1,658 yards, had 788 receiving yards, amassed 957 return yards, and scored 30 touchdowns in only 18 games. The All-American's 189.1 per game all-purpose average still ranks in the I-AA career Top 10. Meggett was a fifth round draft choice of the NFL New York Giants in 1989, and played 10 pro seasons with the Giants, Patriots, and Jets.

**2001 BUCK BUCHANAN AWARD WINNER
DERRICK LLOYD -- JAMES MADISON**




Derrick Lloyd became the first-ever Atlantic 10 player to claim the Buchanan Award in 2001. Lloyd was the bright spot in an otherwise disappointing 2-9 season for James Madison, ending the year with 157 tackles, 19 tackles for loss, 7.5 sacks, and 5 fumble recoveries. Lloyd had nine double-digit tackle

performances during the season, including a 23-tackle outing against nationally-ranked Rhode Island. The Coffeyville Community College transfer led a defense that ranked first in the Atlantic 10 and 11th in the nation in pass defense, surrendering just 149 yards per game in one of the nation's highest-octane throwing leagues. Despite playing just three years for the Dukes, Lloyd finished his career with 320 tackles, good for 10th on the JMU all-time list.



2005 EDDIE ROBINSON AWARD WINNER SEAN MCDONNELL -- NEW HAMPSHIRE



Sean McDonnell led New Hampshire to a share of its first A-10 title since 1994 and its first-ever No. 1 ranking. The Wildcats ended the 2005 regular season with a 10-1 record and entered the playoffs as the No. 1 overall seed.

UNH won seven of its eight A-10 contests and averaged a league-best 43.0 points per game in Conference play. Eleven UNH players earned All-Atlantic 10 honors, including three who garnered first-team All-America acclaim following the 2005 season.


1999 EDDIE ROBINSON AWARD WINNER MICKEY MATTHEWS -- JAMES MADISON



Mickey Matthews engineered a startling turnaround in his first season at James Madison, helping the Dukes recover from a 3-8 record the year before to post an 8-4 mark, an Atlantic 10 title, and the school's first trip to the I-AA playoffs since 1995. JMU shot out of the gate at

7-1, winning seven straight games including consecutive wins against league powers Delaware (21-7), Villanova (23-20) and William & Mary (30-20). Matthews' team would rise as high as No. 8 in the national rankings, and entered the postseason at No. 13. JMU's season ended with a 27-7 loss to Troy State in the opening playoff round. Matthews is entering his ninth year as head coach at James Madison, and led the Dukes to the 2004 National Championship.

1997 EDDIE ROBINSON AWARD WINNER ANDY TALLEY -- VILLANOVA



Andy Talley's Villanova team went a perfect 11-0 in the 1997 regular season, winning the Atlantic 10 Championship and entering that year's playoffs as the No. 1 seed. The strength of the Wildcats was evident from the outset of the campaign, with a 64-0 lightning-shortened destruction of


West Chester (the game was called at halftime) providing the push VU needed in conference play. Once in the league, the Wildcats were nearly unstoppable, winning seven of their eight A-10 games by double digits. Following a first-round playoff win over Colgate (49-28), Villanova was upset by eventual national champion Youngstown State (37-34). Talley is entering his 24th season as head coach at Villanova.

1993 EDDIE ROBINSON AWARD WINNER DAN ALLEN -- BOSTON UNIVERSITY




Dan Allen led Boston University to the second-greatest turnaround in I-AA history during his fourth season, directing the Terriers to an 11-0 regular season after the team had gone just 3-8 the year before. The club compiled a perfect 8-0 record in Yankee Conference play, and won its first outright


league title since 1980 in the process. The Terriers were scarcely challenged during the run, with only two opponents coming within single digits of defeating Allen and company. Following a 27-21 double-overtime win over Northern Iowa in the first playoff round, BU was eliminated (21-14) by Idaho. Allen resigned from the University following the 1995 season, leaving BU with a six-year record of 35-34 (.507). Allen, who went on to serve as head coach at Holy Cross from 1996-2003, passed away May 16, 2004, after a long illness.



BARRY BOURASSA, NEW HAMPSHIRE



GREG LANDRY, MASSACHUSETTS



BILL DURKIN, MASSACHUSETTS


In 1996, the Yankee Conference 50th Anniversary All-Time Team was selected by a vote of directors of athletics, head coaches, sports information directors and selected members of the media.

OFFENSE

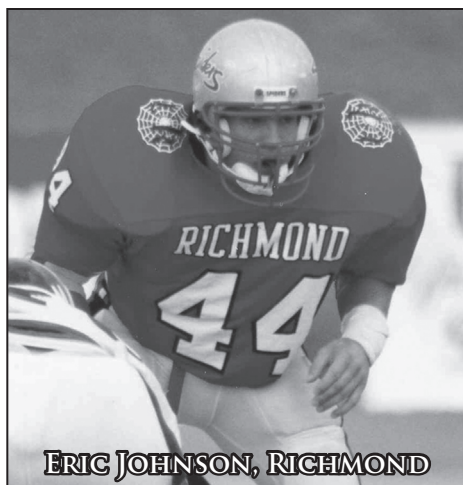
Pos.	Player	Years
QB	Greg Landry, Massachusetts	1965-67
RB	Rene Ingoglia, Massachusetts	1992-95
RB	Paul Lewis, Boston University	1981-84
WR	Bill Brooks, Boston University	1982-85
WR	Mark Didio, Connecticut	1988-91
TE	Brian Forster, Rhode Island	1983-87
OL	Bill Durkin, Massachusetts	1990-93
OL	Scott Hough, Maine	1986-89
OL	Bruce Kimball, Massachusetts	1975-78
OL	Bob Speight, Boston University	1978-87
OL	Jeffrey Williams, Rhode Island	1973-76
PK	John Coursey, James Madison	1993-96
RS	Barry Bourassa, New Hampshire	1989-92

DEFENSE

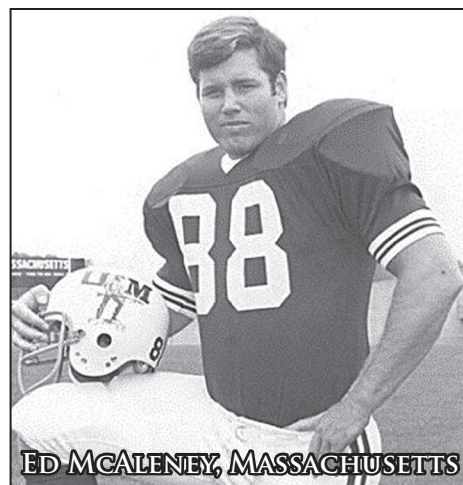
Pos.	Player	Years
DL	Brian Corcoran, Massachusetts	1991-94
DL	Mike Foley, New Hampshire	1992-95
DL	Steve Furness, Rhode Island	1969-71
DL	Ed McAleney, Massachusetts	1972-75
LB	Steve Doig, New Hampshire	1978-81
LB	Curtis Eller, Villanova	1989-92
LB	Eric Johnson, Richmond	1989-92
LB	Dwayne Sabb, New Hampshire	1988-91
DB	Chris Helon, Boston University	1991-94
DB	Brian Jordan, Richmond	1986-88
DB	Mark Seals, Boston University	1985-88
DB	Kevin Smith, Rhode Island	1987-90
P	Gene Vadas, Delaware	1988-91



BRIAN CORCORAN, MASSACHUSETTS



ERIC JOHNSON, RICHMOND



ED MCALENEY, MASSACHUSETTS



The Sports Network, considered the most widely-referenced news service of FCS, has selected an All-America team since 1987. The American Football Coaches Association (AFCA) has selected an FCS All-America team every year since 1979. Below is a listing of CAA Football All-America honorees as selected by both entities.

2007

The Sports Network

First Team

RB _____ Omar Cuff, UD
 RB _____ Tim Hightower, UR
 LB _____ Brian Bradford, TU
 S _____ Tony LeZotte, JMU
 PK _____ Jon Striefsky, UD

Second Team

WR _____ J.J. Moore, UMass
 TE _____ Scott Sicko, UNH
 OT _____ Mike Byrne, UD
 LB _____ Jason Hatchell, UMass

Third Team


QB _____ Joe Flacco, UD
 FB _____ Joe Casey, URI
 WR _____ Charles Sullivan, HOF
 OG _____ Matt McCracken, UR
 DE _____ Jovan Belcher, UM
 KR _____ Justin Rogers, UR

Honorable Mention

QB _____ Liam Coen, UMass
 QB _____ Ricky Santos, UNH
 RB _____ Matt Lawrence, UMass
 TE _____ Robbie Agnone, UD
 TE _____ Drew Atchison, WM
 TE _____ Matt Sherry, VU
 WR _____ Keith LeVan, UNH
 WR _____ Aaron Love, UD
 OC _____ Matt Austin, UMass
 OC _____ Kheon Hendricks, UD
 OC _____ Scott Lemn, JMU
 DE _____ John Baranowsky, JMU
 DE _____ David Burris, UMass
 DE _____ Matt Marcocelle, UD
 LB _____ Justin Barnes, JMU
 LB _____ Gian Villante, HOF
 LB _____ Charles Walker, UMass
 CB _____ Courtney Robinson, UMass
 CB _____ Sean Smalls, UMass
 S _____ Jeff Pammer, UNH
 PK _____ Dave Stannard, JMU

American Football Coaches Association

QB _____ Ricky Santos, UNH
 RB _____ Omar Cuff, UD
 LB _____ Brian Bradford, TU
 DB _____ Tony LeZotte, JMU



BRIAN BRADFORD, TOWSON

2006

The Sports Network

First Team

WR _____ David Ball, UNH
 DB _____ James Ihedigbo, UMass
 LB _____ Akeem Jordan, JMU
 DL _____ Matt King, UM
 OL _____ Alex Miller, UMass
 TE _____ Ben Patrick, UD
 QB _____ Ricky Santos, UNH
 DL _____ Kevin Winston, JMU

Second Team

RB _____ Steve Baylark, UMass
 OL _____ Corey Davis, JMU
 DB _____ Tony LeZotte, JMU
 K _____ Rob Zarrilli, HOF

Third Team

OL _____ Matt Austin, UMass
 DB _____ Allyn Bacchus, VU
 OL _____ Tucker Peterson, UNH

American Football Coaches Association

WR _____ David Ball, UNH
 OL _____ Alex Miller, UMass
 TE _____ Ben Patrick, UD
 LB _____ Akeem Jordan, JMU
 DL _____ Matt King, UM

2005

The Sports Network

First Team

LB _____ Brian Hulea, VU
 DB _____ Shannon James, UMass
 DB _____ Tony LeZotte, JMU

Second Team

QB _____ Ricky Santos, UNH
 WR _____ David Ball, UNH
 TE _____ Jonathan Williams, UNH

Third Team

RB _____ Omar Cuff, UD
 OL _____ Willie Colon, HOF
 OL _____ Matt Magerko, JMU
 P _____ Christian Koegel, UMass

American Football Coaches Association

WR _____ David Ball, UNH
 OL _____ Willie Colon, HOF
 LB _____ Brian Hulea, VU
 DB _____ Shannon James, UMass

2004

The Sports Network

First Team

QB _____ Lang Campbell, WM
 WR _____ David Ball, UNH
 DB _____ Shannon James, UMass
 LB _____ Gian Villante, HOF

Second Team

PK _____ Greg Kuehn, WM
 RS _____ Sidney Haugabrook, UD
 DL _____ Jamil Butler, VU
 DL _____ George Peterson, UNH
 LB _____ Liam Ezekiel, NU

Third Team

WR _____ Dominique Thompson, WM
 RS _____ Arel Gordon, UM
 OL _____ Dustin Bayer, URI
 DL _____ Chris Mooney, UD
 DL _____ Tom Parks, UD
 LB _____ Kwynn Walton, JMU
 DB _____ Tony LeZotte, JMU
 DB _____ Brandon McGowan, UM

American Football Coaches Association

QB _____ Lang Campbell, WM
 DB _____ Sidney Haugabrook, UD

2003

The Sports Network

First Team

LB _____ Liam Ezekiel, NU
 DL _____ Shawn Johnson, UD
 OL _____ Jason Nerys, UD

Second Team

OL _____ Adam Bourget, NU
 QB _____ Andy Hall, UD

Third Team

LB _____ Jeremy Cain, UMass
 DB _____ Anton McKenzie, UMass
 DL _____ Jerame Southern, JMU

American Football Coaches Association

WR _____ Rich Musinski, WM
 DL _____ Shawn Johnson, UD

2002

The Sports Network

Second Team

QB _____ Brett Gordon, VU
 LB _____ Stephen Cooper, UM
 LB _____ Dan Mulhern, UD
 LB _____ Renauld Williams, HOF

Third Team

OL _____ Dwight Beard, WM
 OL _____ Mike Brigandi, HOF
 LB _____ Liam Ezekiel, NU

American Football Coaches Association

OL _____ Dwight Beard, WM
 RB _____ Stephan Lewis, UNH
 LB _____ Stephen Cooper, UM

2001

The Sports Network

First Team

QB _____ Rocky Butler, HOF
 RB _____ Brian Westbrook, VU
 OL _____ Dan Zorger, HOF
 DL _____ Ryan Fletcher, HOF
 LB _____ Derrick Lloyd, JMU

Second Team

TE _____ Chad Hayes, UM
 OL _____ Eammon Allen, VU
 DL _____ Valdamar Brower, UMass
 DL _____ Jonathan Wilfong, UR
 DB _____ Lance Small, URI



2001, CONTINUED

Third Team

OL _____ Jason Ball, UNH
 RS _____ Lennard Byrd, UM
 DB _____ T.J. Hill, NU
 DB _____ Doug Shanahan, HOF

American Football Coaches Association

TE _____ Chad Hayes, UM
 RB _____ Brian Westbrook, VU

2000

The Sports Network

First Team

OL _____ Jeff Fiss, UD
 RS _____ Brian Westbrook, VU
 DL _____ Raheem Walker, WM
 LB _____ Kole Ayi, UMass

Second Team

RB _____ Brian Westbrook, VU
 OL _____ Eric Beatty, UR
 DL _____ Chris Morant, JMU
 LB _____ Brian McKenna, UD
 DB _____ T.J. Hill, NU

Third Team

QB _____ Matt Nagy, UD
 DL _____ Mike Cecere, UD
 LB _____ Derick Pack, JMU

American Football Coaches Association

OL _____ Eric Beatty, UR
 LB _____ Brian McKenna, UD
 RS _____ Brian Westbrook, VU

1999

The Sports Network

First Team

PK _____ Brett Sterba, WM
 LB _____ Kole Ayi, UMass
 DB _____ Jerard White, UMass

Second Team

RB _____ Curtis Keaton, JMU
 RB _____ Marcel Shipp, UMass
 WR _____ Murle Sango, VU
 DL _____ Chris Morant, JMU
 DL _____ JoJo Oliphant, UM
 DB _____ Jeremy Robinson, UMass

Third Team

LB _____ Derick Pack, JMU

American Football Coaches Association

RB _____ Curtis Keaton, JMU
 DL _____ JoJo Oliphant, UM
 DB _____ Jared White, UMass
 PK _____ Brett Sterba, WM

1998

The Sports Network

First Team

RB _____ Jerry Azumah, UNH
 WR _____ Eddie Conti, UD
 WR _____ Brian Westbrook, VU
 TE _____ Kerry Taylor, UMass
 OL _____ Walter Jones, UNH
 DL _____ Marc Megna, UR
 LB _____ Khari Samuel, UMass

Second Team

QB _____ Mike Cook, WM
 RB _____ Marcel Shipp, UMass
 TE _____ Mike Leach, WM
 DL _____ Frank Ferrara, URI
 LB _____ Miguel Viera, URI
 DB _____ Aaron Dashiell, UM
 DB _____ Winston October, UR
 RS _____ Brian Westbrook, VU

Third Team

QB _____ Todd Bankhead, UMass
 DL _____ Raheem Walker, WM
 DB _____ Tony Booth, JMU

American Football Coaches Association

WR _____ Eddie Conti, UD
 TE _____ Kerry Taylor, UMass
 OL _____ Eric King, UR
 RB _____ Jerry Azumah, UNH

1997

The Sports Network

First Team

WR _____ Brian Finneran, VU
 LB _____ Shawn Barber, UR
 P _____ Brad Costello, BU

Second Team

RB _____ Jerry Azumah, UNH
 OL _____ TaVarr Closs, UC
 DB _____ Tony Booth, JMU

Third Team

QB _____ Chris Boden, VU
 DL _____ Marc Megna, UR
 DB _____ Dorrell Green, UD
 PK _____ Brian Shallcross, WM
 KR _____ Delvin Joyce, JMU

American Football Coaches Association

WR _____ Brian Finneran, VU
 OL _____ TaVarr Closs, UC
 LB _____ Shawn Barber, UR
 RS _____ Jerry Azumah, UNH

1996

The Sports Network

First Team

DB _____ Kenny Bailey, UD
 DB _____ Darren Sharper, WM

Second Team

RB _____ Jerry Azumah, UNH
 OL _____ Josh Beyer, WM
 DL _____ Will Santi, URI

Third Team

WR _____ Brian Finneran, VU
 DL _____ Todd Williamson, UM
 LB _____ Brian Smith, UD
 P _____ Brad Costello, BU

American Football Coaches Association

WR _____ Brian Finneran, VU
 OL _____ Josh Beyer, WM
 OL _____ Jerome Daniels, NU
 DB _____ Darren Sharper, WM

1995

The Sports Network

First Team

C _____ David Bailey, JMU
 DB _____ Darren Sharper, WM

Second Team

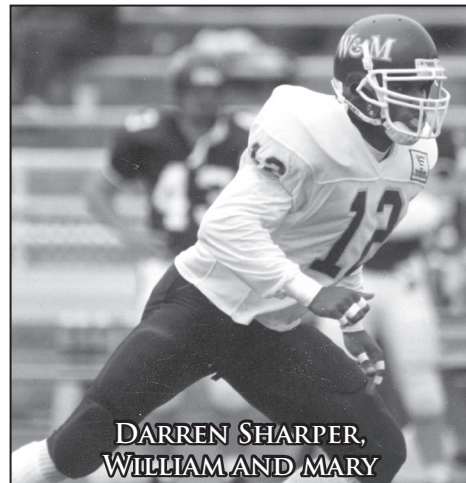
OL _____ Steve Archibald, UD
 OL _____ Shannon Trostle, UD
 DL _____ Lou D'Agostino, URI
 PK _____ John Coursey, JMU

Third Team

TE _____ Ed Perry, JMU
 OL _____ Josh Beyer, WM
 DL _____ Brian Smith, URI
 DB _____ Kenny Bailey, UD
 RS _____ Cy Butler, URI

American Football Coaches Association

DB _____ Kenny Bailey, UD



DARREN SHARPER,
 WILLIAM AND MARY

1994

The Sports Network

First Team

LB _____ Tyrone Frazier, VU

Second Team

C _____ Andre Maksimow, BU
 RB _____ Rene Ingoglia, UMass
 DE _____ Brian Corcoran, UMass
 DT _____ Tyrone Washington, JMU

Third Team

QB _____ Robert Dougherty, BU
 RB _____ Daryl Brown, UD
 WR _____ Carnell Henderson, BU
 TE _____ Ed Perry, JMU
 OL _____ Shannon Trostle, UD
 CB _____ Chris Helon, BU
 KR _____ Dwight Robinson, JMU

Honorable Mention

OT _____ Steve Archibald, UD
 OT _____ Keith Novak, UNH
 OT _____ Mike Pedone, BU
 OT _____ Brent Secrist, JMU
 OG _____ John Karaus, JMU
 PK _____ John Coursey, JMU
 DE _____ Mike Foley, UNH
 DE _____ John Schaefer, BU
 LB _____ Greg Applewhite, WM
 LB _____ David Atwood, NU
 CB _____ Breon Parker, UMass
 CB _____ Dwight Robinson, JMU
 S _____ Maurice Glenn, UR
 S _____ Darren Sharper, WM
 KR _____ Dwight Robinson, JMU



1994, CONTINUED

American Football Coaches Association

RB _____ Daryl Brown, UD
 DL _____ Mike Foley, UNH
 LB _____ Tyrone Frazier, VU
 DB _____ Breon Parker, UMass
 DB _____ Dwight Robinson, JMU

1993

The Sports Network

First Team

OG _____ Bill Durkin, UMass
 DB _____ Chris Helon, BU

Second Team

OG _____ Tom Walters, WM
 OT _____ Matt Wildes, UD
 DE _____ Matt Morrill, UD
 LB _____ Marc Fauri, BU

Third Team

C _____ Andre Maksimow, BU
 DB _____ Matt Rajotre, UMass
 RS _____ Dwight Robinson, JMU

Honorable Mention

QB _____ Robert Dougherty, BU
 QB _____ Shawn Knight, WM
 RB _____ Daryl Brown, UD
 RB _____ Rene Ingoglia, UMass
 WR _____ David Gamble, UNH
 WR _____ David McLeod, JMU
 OL _____ Bill Lacey, VU
 DL _____ Brian Corcoran, UMass
 DL _____ Matt Joyce, UR
 LB _____ Paul Duckworth, UC
 LB _____ Bruce Bourgoin, UC
 DB _____ Breon Parker, UMass
 DB _____ Mark Salisbury, NU
 P _____ Bill Hoffman, VU

American Football Coaches Association

DL _____ Matt Morrill, UD

1992

The Sports Network

First Team

TE _____ Darren Rizzi, URI
 LB _____ Eric Johnson, UR
 DB _____ Don Caparotti, UMass

Second Team

LB _____ Curtis Eller, VU
 LB _____ Dan Girard, UM
 DB _____ Warren McIntyre, UD

Honorable Mention

TE _____ Brian Kozlowski, UC
 TE _____ Scott Donald, VU
 C _____ Tim Tarpey, VU
 DE _____ Dwayne Gordon, UNH

American Football Coaches Association

TE _____ Darren Rizzi, URI
 DL _____ Matt Morrill, UD
 LB _____ Curtis Eller, VU
 DB _____ Don Caparotti, UMass

1991

The Sports Network

First Team

LB _____ Eric Johnson, UR
 LB _____ Warren McIntyre, UD

Second Team

RB _____ Barry Bourassa, UNH
 WR _____ Mark Didio, UC
 TE _____ Darren Rizzi, URI
 LB _____ Curtis Eller, VU

Honorable Mention

OL _____ Jerome Bledsoe, UMass

American Football Coaches Association

WR _____ Mark Didio, UC
 RB _____ Barry Bourassa, UNH
 LB _____ DeWayne Sabb, UNH
 LB _____ Curtis Eller, VU
 DB _____ Warren McIntire, UD

1990

The Sports Network

First Team

OG _____ Paul Mayberry, UMass
 DB _____ Claude Pettaway, UM

Second Team

WR _____ Mark Didio, UC

Honorable Mention

WR _____ Darren Altieri, BU
 DB _____ Kevin Smith, URI

American Football Coaches Association

DB _____ Kevin Smith, URI

1989

The Sports Network

First Team

OT _____ Scott Hough, UM
 RB _____ Carl Smith, UM
 WR _____ Darren Altieri, BU
 DT _____ Michael Renna, UD
 LB _____ Troy Ashley, UC

Second Team

OC _____ Bryan Russo, VU
 OG _____ Ron Noble, UM
 DT _____ Justin Strzelczyk, UM

American Football Coaches Association

OL _____ Bryan Russo, VU
 RB _____ Carl Smith, UM
 DL _____ Michael Renna, UD
 LB _____ Troy Ashley, UC

1988

The Sports Network

First Team

LB _____ John McKeown, UMass

Second Team

WR _____ Glen Antrum, UC
 DB _____ Brian Jordan, UR

Honorable Mention

OL _____ Bill Buttler, UMass
 DB _____ Kevin Smith, URI
 DB _____ Gary Jordan, UNH

American Football Coaches Association

WR _____ Glen Antrum, UC
 OL _____ Paul Beradelli, VU
 DL _____ Michael Renna, UD
 LB _____ John McKeown, UMass
 DB _____ Mark Seals, BU

1987

The Sports Network

Second Team

WR _____ Sergio Hebra, UM
 LB _____ Darrell Booker, UD

American Football Coaches Association

OL _____ John Driscoll, UNH

1986

American Football Coaches Association

LB _____ Darrell Booker, UD

1985

American Football Coaches Association

TE _____ Brian Forster, URI
 OL _____ Paul Dufault, UNH
 QB _____ Tom Ehrhardt, URI

1984

American Football Coaches Association

TE _____ Brian Forster, URI
 RB _____ Paul Lewis, BU

1983

American Football Coaches Association

RB _____ Paul Lewis, BU
 DL _____ Tony DeLuca, URI
 LB _____ John Dorsey, UC

1982

American Football Coaches Association

OL _____ Richard Pelzer, URI
 RB _____ Gary Pearson, UMass

1981

American Football Coaches Association

OL _____ Bob Speight, BU
 RB _____ Gregg Drew, BU
 RB _____ Gary Pearson, UMass

1980


American Football Coaches Association

WR _____ Reggie Eccleston, UC
 RB _____ Lorenzo Bouier, UM
 DB _____ Bob Manning, UMass

1979

American Football Coaches Association


RB _____ Mal Najarian, BU
 DL _____ Tom Pierzga, BU




JOE FLACCO, DELAWARE

**OFFENSIVE
PLAYER OF THE YEAR**

- 2007 _____ Joe Flacco (UD)/Ricky Santos (UNH)
- 2006 _____ Ricky Santos (UNH)/Steve Baylark (UMass)
- 2005 _____ Ricky Santos (UNH)
- 2004 _____ Lang Campbell (WM)
- 2003 _____ Andy Hall (UD)
- 2002 _____ Brett Gordon (VU)
- 2001 _____ Brian Westbrook (VU)
- 2000 _____ Brian Westbrook (VU)
- 1999 _____ Curtis Keaton (JMU)
- 1998 _____ Jerry Azumah (UNH)
- 1997 _____ Brian Finneran (VU)
- 1996 _____ Jerry Azumah (UNH)
- 1995 _____ Leo Hamlett (UD)
- 1994 _____ Robert Dougherty (BU)
- 1993 _____ Robert Dougherty (BU)
- 1992 _____ Greg Lilly (UR)
- 1991 _____ Barry Bourassa (UNH)
- 1990 _____ Stan Greene (BU)/Gary Wilkos (UMass)
- 1989 _____ Mike Buck (UM)
- 1988 _____ Matt DeGennaro (UC)
- 1987 _____ Mike Buck (UM)
- 1986 _____ Rich Gannon (UD)
- 1985 _____ Tom Ehrhardt (URI)
- 1984 _____ Tom Ehrhardt (URI)
- 1983 _____ Paul Lewis (BU)
- 1982 _____ Rich LaBonte (UM)
- 1981 _____ Ken Sweitzer (UC)
- 1980 _____ Jim Jensen (BU)



RICKY SANTOS, NEW HAMPSHIRE



KEVIN GRAYSON, RICHMOND

ROOKIE OF THE YEAR

- 2007 _____ OFF: Kevin Grayson (UR)
DEF: Eric McBride (UR)
- 2006 _____ OFF: Eric Ward (UR)
DEF: Luke Bonus (HOF)
- 2005 _____ OFF: Joe Casey (URI)
DEF: Sherman Logan (UR)
- 2004 _____ Tony LeZotte (JMU)/Ricky Santos (UNH)
- 2003 _____ Ron Whitcomb (UM)
- 2002 _____ R.J. Cobbs (UMass)
- 2001 _____ Sidney Haugabrook (UD)
- 2000 _____ Rich Musinski (WM)
- 1999 _____ Dave Corley, Jr. (WM)
- 1998 _____ Adrian Zullo (UMass)
- 1997 _____ Recolon Jumpp (UC)
- 1996 _____ Dave Conklin (WM)
- 1995 _____ Tory Taylor (UC)
- 1994 _____ Julien Dale (BU)
- 1993 _____ Chris Hixson (URI)
- 1992 _____ Rene Ingoglia (UMass)
- 1991 _____ Daryl Brown (UD)
- 1990 _____ John Johnson (UMass)
- 1989 _____ Bill Vergantino (UD)
- 1988 _____ Carl Smith (UM)
- 1987 _____ Matt DeGennaro (UC)
- 1986 _____ Tim Bryant (UMass)
- 1985 _____ Dave Palazzi (UMass)
- 1984 _____ Pat Mancini (BU)
- 1983 _____ Dameon Reilly (URI)
- 1982 _____ Bill Brooks (BU)
- 1981 _____ Rich LaBonte (UM)
- 1980 _____ Curt Collins (UNH)

**SPECIAL TEAMS
PLAYER OF THE YEAR**

- 2007 _____ Justin Rogers (UR)
- 2006 _____ Rob Zarrilli (HOF)
- 2005 _____ Christian Koegel (UMass)
- 2004 _____ Greg Kuehn (WM)
- 2003 _____ Wendall Williams (URI)


**DEFENSIVE
PLAYER OF THE YEAR**

- 2007 _____ Tony LeZotte (JMU)
- 2006 _____ Akeem Jordan (JMU)
- 2005 _____ Tony LeZotte (JMU)
- 2004 _____ Shannon James (UMass)
- 2003 _____ Shawn Johnson (UD)
- 2002 _____ Stephen Cooper (UM)
- 2001 _____ Stephen Cooper (UM)/Derrick Lloyd (JMU)
- 2000 _____ Brian McKenna (UD)
- 1999 _____ Chris Morant (JMU)
- 1998 _____ Marc Megna (UR)
- 1997 _____ Shawn Barber (UR)
- 1996 _____ Darren Sharper (WM)
- 1995 _____ Jason Miller (WM)
- 1994 _____ Brian Corcoran (UMass)
- 1993 _____ Craig Staub (WM)

- 1992 _____ Curtis Eller (VU)
- 1991 _____ Curtis Eller (VU)
- 1990 _____ James Smith (UR)
- 1989 _____ Troy Ashley (UC)
- 1988 _____ John McKeown (UMass)
- 1987 _____ Paul Boulay (UNH)
- 1986 _____ Kevin Murphy (BU)
- 1985 _____ Neal Zonfrelli (UNH)/Mark Michaels (UC)
- 1984 _____ Tim Teevens (UNH)
- 1983 _____ John Dorsey (UC)
- 1982 _____ John Dorsey (UC)
- 1981 _____ Steve Doig (UNH)
- 1980 _____ Mike Kelleher (BU)

COACH OF THE YEAR

- 2007 _____ Dave Clawson (UR)
- 2006 _____ Don Brown (UMass)
- 2005 _____ Dave Clawson (UR)
- 2004 _____ Sean McDonnell (UNH)
- 2003 _____ Mark Whipple (UMass)
- 2002 _____ Don Brown (NU)
- 2001 _____ Jack Cosgrove (UM)/Tim Stowers (URI)
- 2000 _____ Jim Reid (UR)
- 1999 _____ Mickey Matthews (JMU)
- 1998 _____ Jim Reid (UR)
- 1997 _____ Andy Talley (VU)
- 1996 _____ Jack Cosgrove (UM)
- 1995 _____ Floyd Keith (URI)/Jim Reid (UR)
- 1994 _____ Bill Bowes (UNH)
- 1993 _____ Dan Allen (BU)
- 1992 _____ Jim Marshall (UR)
- 1991 _____ Tubby Raymond (UD)
- 1990 _____ Jim Reid (UMass)
- 1989 _____ Tom Lichtenberg (UM)/Bill Bowes (UNH)
- 1988 _____ Jim Reid (UMass)
- 1987 _____ Dal Shealy (UR)
- 1986 _____ Tom Jackson (UC)
- 1985 _____ Bob Griffin (URI)
- 1984 _____ Bob Griffin (URI)
- 1983 _____ Rick Taylor (BU)
- 1982 _____ Ron Rogerson (UM)




DAVE CLAWSON, RICHMOND

**STUDENT-ATHLETE OF
THE YEAR**

- 2007 _____ Mike Byrne (UD)/Matt Sherry (VU)
- 2006 _____ Ron Whitcomb (UM)
- 2005 _____ Matt Magerko (JMU)
- 2004 _____ Lang Campbell (WM)
- 2003 _____ Ben Cross (UD)



2006



James Madison's Tony LeZotte became the first player in league history to earn First Team All-Conference honors each year of his career (2004-07).

2007

First Team

QB	Joe Flacco (UD)	DL	John Baranowsky (JMU)
RB	Ricky Santos (UNH)	DL	Jovan Belcher (UM)
RB	Omar Cuff (UD)	DL	David Burriss (UMass)
RB	Tim Hightower (UR)	DL	Lawrence Sidbury (UR)
RB	Maurice Murray (NU)	LB	Brian Bradford (TU)
FB/HB	Joe Casey (URI)	LB	Jason Hatchell (UMass)
WR	Keith Levan (UNH)	LB	Gian Villante (HOF)
WR	Aaron Love (UD)	LB	Charles Walker (UMass)
WR	J.J. Moore (UMass)	CB	Courtney Robinson (UMass)
WR	Charles Sullivan (HOF)	CB	Sean Smalls (UMass)
TE	Matt Sherry (VU)	S	Tony LeZotte (JMU)
OL	Matt Austin (UMass)	S	Jeff Pammer (UNH)
OL	Mike Byrne (UD)	P	Bryan Giannecchini (URI)
OL	Nick Couturier (UNH)		
OL	Kheon Hendricks (UD)		
OL	Scott Lemn (JMU)		
PK	Jon Striefsky (UD)		
KR	Justin Rogers (UR)		
PR	Anthony Nelson (HOF)		

Second Team

QB	Liam Coen (UMass)	DL	Hassan Abdul-Wahid (JMU)
QB	Rodney Landers (JMU)	DL	Tim Kukucka (VU)
RB	Kareem Huggins (HOF)	DL	Shemiah LeGrande (HOF)
RB	Matt Lawrence (UMass)	DL	Ken Sussman (HOF)
FB/HB	John Crone (UR)	LB	Justin Barnes (JMU)
WR	Kevin Grayson (UR)	LB	Andrew Downey (UM)
WR	Marcus Lee (TU)	LB	Husain Karim (UNH)
WR	Rasheed Rancher (UMass)	LB	Eric McBride (UR)
TE	Brian Mandeville (NU)	CB	John Clements (UNH)
OL	Sean Calicchio (UMass)	CB	Ki'Ameer Johnson (URI)
OL	Ryan Canary (UM)	CB	Evan McCollough (JMU)
OL	Matt McCracken (UR)	S	David Darby (HOF)
OL	Kevin Newhall (NU)	S	Stephen Howell (UR)
OL	Mark Stolte (URI)	P	Tom Bishop (UNH)
PK	David Stannard (JMU)		
KR	Kareem Huggins (HOF)		
PR	Derek Hatcher (UR)		

Third Team

QB	Jake Phillips (WM)	DL	Brandon Collier (UMass)
RB	Matt Dicken (VU)	DL	Bruno Dorismond (UM)
RB	Jhamal Fluellen (UM)	DL	Matt Marcovelle (UD)
WR	L.C. Baker (JMU)	DL	Marvin Wright (UNH)
WR	Elliott Mack (WM)	LB	Stanley Gutierrez (HOF)
WR	Kervin Michaud (UD)	LB	Collin McConaghy (UR)
TE	Scott Sicko (UNH)	LB	Joe Mele (NU)
OL	Terrence Apted (JMU)	LB	Osaye Osunde (VU)
OL	Rich Beverley (UD)	CB	Derek Cox (WM)
OL	Shawn Demaray (UM)	CB	Seth Williams (UR)
OL	Nick Diana (UMass)	S	Drew Mack (TU)
OL	Brad Stewart (WM)	S	Jeromy Miles (UMass)
PK	Chris Koeplin (UMass)	P	Jason Pritchard (JMU)
KR	Courtney Robinson (UMass)		
PR	L.C. Baker (JMU)		

First Team

QB	Ricky Santos (UNH)	DL	Johnny Campbell (UR)
RB	Steve Baylark (UMass)	DL	Mike DeVito (UM)
RB	Eugene Holloman (JMU)	DL	Matt King (UM)
FB/HB	Joe Casey (URI)	DL	Kevin Winston (JMU)
WR	David Ball (UNH)	LB	Isaiah Dottin-Carter (JMU)
WR	Brandon London (UMass)	LB	Adam Goloboski (UR)
WR	Eric Yancey (TU)	LB	Jason Hatchell (UMass)
TE	Ben Patrick (UD)	LB	Akeem Jordan (JMU)
OL	Matt Austin (UMass)	LB	Gian Villante (HOF)
OL	Jermon Bushrod (TU)	CB	Manauris Arias (UM)
OL	Corey Davis (JMU)	CB	Tracy Belton (UMass)
OL	Christian Gaddis (VU)	S	Allyn Bacchus (VU)
OL	Alex Miller (UMass)	S	James Ihedigbo (UMass)
OL	Tucker Peterson (UNH)	S	Tony LeZotte (JMU)
PK	Rob Zarrilli (HOF)	P	Christian Koegel (UMass)
KR	Rashaad Woodard (UD)		
PR	L.C. Baker (JMU)		

Second Team

QB	Justin Rascati (JMU)	DL	John Baranowsky (JMU)
RB	Elijah Brooks (WM)	DL	David Burriss (UMass)
RB	Arel Gordon (UM)	DL	John Hatchell (UMass)
RB	Maurice Murray (NU)	DL	Chuck Suppon (JMU)
FB/HB	DeQuese May (VU)	LB	Brad Anderson (UMass)
WR	L.C. Baker (JMU)	LB	Brian Bradford (TU)
WR	Arman Shields (UR)	LB	Lance Gray (UR)
WR	Shaine Smith (HOF)	LB	Chris Ndubueze (WM)
TE	Kendrick Ballantyne (NU)	LB	Charles Walker (UMass)
OL	Judd Altman (UR)	CB	Virgil Gray (URI)
OL	Nick Diana (UMass)	CB	David Horton (UR)
OL	Shamel Lewis (URI)	CB	Sean Smalls (UMass)
OL	Cody Morris (WM)	S	Phil Minafield (JMU)
OL	David Thompson (UMass)	S	Daren Stone (UM)
PK	Chris Koeplin (UMass)	P	Bryan Giannecchini (URI)
KR	Courtney Robinson (UMass)		
PR	Raji El-Amin (URI)		

Third Team

QB	Liam Coen (UMass)	DL	Matt Campopiano (NU)
RB	Omar Cuff (UD)	DL	Bruno Dorismond (UM)
RB	Tim Hightower (UR)	DL	Sherman Logan (UR)
FB/HB	Shane Hopkins (NU)	DL	Ken Sussman (HOF)
WR	Keith LeVan (UNH)	DL	John Webb (TU)
WR	Joe Nicholas (WM)	LB	Luke Bonus (HOF)
TE	Brad Listorti (UMass)	LB	Andrew Downey (UM)
OL	Mike Byrne (UD)	LB	Husain Karim (UNH)
OL	Michael Costanzo (VU)	LB	John Wormuth (UM)
OL	Mike Parham (JMU)	CB	John Clements (UNH)
OL	Jed Prisky (HOF)	CB	Richard Orah (NU)
OL	Tim Silver (UR)	S	Lamar Gay (NU)
PK	David Rabil (JMU)	S	Jeff Pammer (UNH)
KR	Ardon Bransford (JMU)	P	Jason Pritchard (JMU)
PR	J.J. Moore (UMass)		



New Hampshire's David Ball was a three-time First Team All-Conference selection from 2004-06.



2005

First Team

QB	Ricky Santos (UNH)	DL	Darrell Adams (VU)
RB	Steve Baylark (UMass)	DL	Sherman Logan (UR)
RB	Omar Cuff (UD)	DL	Tom Parks (UD)
FB/HB	Joe Casey (URI)	DL	Keron Williams (UMass)
WR	David Ball (UNH)	DL	Kevin Winston (JMU)
WR	Marques Colston (HOF)	LB	Adam Goloboski (UR)
WR	J.J. Outlaw (VU)	LB	Cole Haley (HOF)
TE	Jonathan Williams (UNH)	LB	Brian Hulea (VU)
OL	Willie Colon (HOF)	LB	Jermaine Walker (UM)
OL	Ryan Gibbons (NU)	CB	Allante Harrison (TU)
OL	Ben Lazarski (UM)	CB	Clint Kent (JMU)
OL	Matt Magerko (JMU)	S	Shannon James (UMass)
OL	Alex Miller (UMass)	S	Tony LeZotte (JMU)
OL	Mike Roseborough (NU)	P	Christian Koegel (UMass)
PK	Rob Zarrilli (HOF)	PR	L.C. Baker (JMU)
KR	David Freeman (UR)		

Second Team

QB	Stacy Tutt (UR)	DL	Stephen Bowen (HOF)
RB	Alvin Banks (JMU)	DL	Isai Bradshaw (JMU)
RB	Elijah Brooks (WM)	DL	Mike DeVito (UM)
RB	Maurice Murray (NU)	DL	Daniel Garay (HOF)
FB/HB	Matt Trinkle (WM)	DL	Derek Stank (UNH)
WR	Andrae Brown (TU)	LB	Jason Hatchell (UMass)
WR	Devale Ellis (HOF)	LB	Akeem Jordan (JMU)
WR	Cory Parks (NU)	LB	John Mulhern (UD)
TE	Adam Bratton (WM)	LB	Serge Tikum (UMass)
OL	Brent Caldwell (UMass)	CB	Stephen Cason (WM)
OL	Corey Davis (JMU)	CB	Corey Graham (UMH)
OL	Shamel Lewis (URI)	S	Allyn Bacchus (VU)
OL	Patrick Mulloy (WM)	S	Jarrod Gomes (UM)
OL	Brian Sims (UD)	P	Chris Radford (UR)
OL	David Sundberg (UNH)	PR	Michael Boyle (UNH)
PK	Greg Kuehn (WM)	KR	Corey Graham (UNH)

Third Team

QB	Anton Clarkson (HOF)	DL	Johnny Campbell (UR)
RB	Terry Crenshaw (HOF)	DL	Edward Greene (HOF)
RB	Maurice Fenner (JMU)	DL	Dan Mangiero (UR)
RB	Nick Williams (TU)	DL	Adam O'Connor (WM)
WR	Arel Gordon (UM)	LB	Brian Bradford (TU)
WR	Brandon London (UMass)	LB	Lance Gray (UR)
WR	Kevin McMahan (UM)	LB	Joe Mele (NU)
TE	Casime Harris (JMU)	LB	Jamil Young (NU)
OL	Judd Altman (UR)	CB	Rodney Badger (VU)
OL	Jermon Bushrod (TU)	CB	Daren Stone (UM)
OL	Christian Gaddis (VU)	S	Baron Flenory (UNH)
OL	Cody Morris (WM)	S	James Ihedigbo (UMass)
OL	Tucker Peterson (UNH)	P	Adam James (VU)
OL	Jed Prisby (HOF)	PR	Aaron Love (UD)
OL	Joe Ripple (TU)	KR	Rashaad Woodard (UD)
PK	Connor McCormick (UNH)		

2004

First Team

QB	Lang Campbell (WM)	DL	Darrell Adams (VU)
RB	Steve Baylark (UMass)	DL	Jamil Butler (VU)
RB	Marcus Williams (UM)	DL	Chris Mooney (UD)
WR	David Ball (UNH)	DL	Tom Parks (UD)
WR	Cory Parks (NU)	DL	George Peterson (UNH)
TE	Jonathan Williams (UNH)	LB	Mondoe Davis (UD)
OL	Dustin Bayer (URI)	LB	Liam Ezekiel (NU)
OL	Adam Bourget (NU)	LB	Brian Hulea (VU)
OL	Trip DelCampo (UD)	LB	Kwynn Walton (JMU)
OL	Rob Kane (UMass)	DB	Sidney Haugabrook (UD)
OL	Ben Lazarski (UM)	DB	Shannon James (UMass)
OL	Matt Magerko (JMU)	DB	Tony LeZotte (JMU)
PK	Greg Kuehn (WM)	DB	Brandon McGowan (UM)
KR	Arel Gordon (UM)	DB	P.D. Moore (TU)
KR	Sidney Haugabrook (UD)	P	Mike Mellow (UM)
PR	Sidney Haugabrook (UD)		

Second Team

QB	Ricky Santos (UNH)	DL	James Abosi (NU)
RB	Terry Butler (VU)	DL	Clifton Coker (UR)
RB	Jason Ham (URI)	DL	Adam O'Connor (WM)
WR	Devale Ellis (HOF)	DL	Terence Taylor (VU)
WR	Dominique Thompson (WM)	LB	Teddy Gibbons (URI)
TE	Josh Radulski (UM)	LB	Trey Townsend (JMU)
OL	Willie Colon (HOF)	LB	Gian Villante (HOF)
OL	Christian Leibl-Cote (UNH)	LB	Jermaine Walker (UM)
OL	Cody Morris (WM)	DB	Tracy Belton (UMass)
OL	Pat O'Brien (HOF)	DB	Stephen Cason (WM)
OL	Mike Roseborough (NU)	DB	Rodney McCarter (JMU)
PK	Chris Onorato (HOF)	DB	Gavin Potter (NU)
KR	David Bailey (UNH)	DB	Cortez Thompson (JMU)
PR	Cortez Thompson (JMU)	P	Christian Koegel (UMass)

Third Team

QB	Shawn Brady (NU)	DL	Frank Cobbs (JMU)
RB	David Freeman (UR)	DL	Mike Collier (TU)
RB	Jon Smith (WM)	DL	Daniel Garay (HOF)
WR	David Boler (UD)	DL	Keron Williams (UMass)
WR	J.J. Outlaw (VU)	LB	Adam Goloboski (UR)
WR	Christian Pereira (UM)	LB	Lance Gray (UR)
TE	Tom Ridley (JMU)	LB	Cole Haley (HOF)
OL	Jermon Bushrod (TU)	LB	Chris Ndubueze (WM)
OL	Tim Carignan (UNH)	DB	Corey Graham (UNH)
OL	Ryan Gibbons (NU)	DB	Allante Harrison (TU)
OL	Mike LeConte (UM)	DB	Jeremy Morgan (VU)
OL	Brandon Wenz (URI)	DB	Aaron Thomas (UNH)
PK	David Rabil (JMU)	P	Mike Mesi (WM)
KR	Will Marcus (TU)		
PR	David Bailey (UNH)		



Villanova's Darrell Adams received First Team honors from 2003-05.

2003

First Team

QB	Andy Hall (UD)	DL	Darrell Adams (VU)
RB	Tim Gale (NU)	DL	Valdamar Brower (UM)
RB	Marcus Williams (UM)	DL	Shawn Johnson (UD)
WR	Rich Musinski (WM)	DL	Jerame Southern (JMU)
WR	J.J. Outlaw (VU)	LB	Jeremy Cain (UM)
TE	Matt Chila (VU)	LB	Liam Ezekiel (NU)
OL	Adam Bourget (NU)	LB	Brian Hulea (VU)
OL	Mike Finn (VU)	LB	Renauld Williams (HOF)
OL	Jason Nerys (UD)	DB	Anton McKenzie (UMass)
OL	Pete Richardson (UM)	DB	Anthony Nolen (NU)
OL	Joe Wilson (UR)	DB	Billy Parker (WM)
PK	Shane Laisle (URI)	DB	Raymond Ventrone (VU)
RS	Wendall Williams (URI)	P	Nick Englehart (JMU)

Second Team

QB	Jeff Krohn (UMass)	DL	James Abosi (NU)
RB	Steve Baylark (UMass)	DL	Jamil Butler (VU)
RB	Germaine Bennett (UD)	DL	Dennis Dottin-Carter (UM)
WR	Ricky Bryant (HOF)	DL	Chris Mooney (UD)
WR	Jason Peebler (UMass)	DL	George Peterson (UNH)



TE	Dante Fusco (UM)	LB	Paul Carpenter (WM)
OL	Brian Barbato (UNH)	LB	Mondoe Davis (UD)
OL	Dustin Bayer (URI)	LB	Mark Kimener (UMass)
OL	Rob Kane (UMass)	LB	Dennard Melton (JMU)
OL	Mike LeConte (UM)	LB	Chris Robinson (UNH)
OL	Steve Stocki (WM)	DB	Marques Bobo (WM)
PK	Miro Kesic (NU)	DB	Clarence Curry (VU)
PK	Greg Kuehn (WM)	DB	Sidney Haugabrook (UD)
RS	David Bailey (UNH)	DB	Brandon McGowan (UM)
		P	Tyler Grogan (NU)

Third Team

QB	Lang Campbell (WM)	DL	Colin Christopher (UMass)
QB	Mike Granieri (UNH)	DL	Dan Joslyn (UM)
RB	Terry Butler (VU)	DL	Pat Pa'u (UM)
RB	Jason Ham (URI)	DL	Terence Taylor (VU)
WR	Cory Parks (NU)	LB	Teddy Gibbons (URI)
WR	Christian Pereira (UM)	LB	Fred Lazo (UM)
TE	Rick Lavelle (UD)	LB	Travis McLaurin (WM)
OL	Trip DelCampo (UD)	LB	Mike Ziccardi (UMass)
OL	Ryan Gibbons (NU)	DB	Mike Adams (UD)
OL	Jon Hart (UNH)	DB	Shannon James (UMass)
OL	Edgar Puzio (URI)	DB	Jeremiah Mason (NU)
OL	Jason Saks (VU)	DB	Rodney McCarter (JMU)
PK	Brad Shushman (UD)	P	Mike Mesi (WM)
RS	Moe Gibson (VU)		

2002

First Team

QB	Brett Gordon (VU)	DL	Steve Anzalone (NU)
RB	Tim Gale (NU)	DL	Steve Boyer (UR)
RB	Stephan Lewis (UNH)	DL	Dennis Dottin-Carter (UM)
WR	Rich Musinski (WM)	DL	Joe Minucci (UD)
WR	Adrian Zullo (UMass)	DL	Jerame Southern (JMU)
TE	Matt Chila (VU)	LB	Stephen Cooper (UM)
OL	Dwight Beard (WM)	LB	Liam Ezekiel (NU)
OL	Mike Brigandi (HOF)	LB	Dan Mulhern (UD)
OL	John McDonald (NU)	LB	Mark Thompson (UR)
OL	Maikel Miret (UM)	LB	Renauld Williams (HOF)
OL	Joe Wilson (UR)	DB	David Cusano (UM)
PK	Miro Kesic (NU)	DB	Billy Parker (WM)
PK	Shane Laisle (URI)	DB	Ramon Richeson (UR)
RS	Mike Connelly (JMU)	DB	Art Smith (NU)
DB	Ricardo Walker (UD)	P	David Sanger (UMass)

Second Team

QB	Dave Corley, Jr. (WM)	DL	Valdamar Brower (UMass)
RB	R.J. Cobbs (UMass)	DL	Brendan Curry (UM)
RB	Marcus Williams (UM)	DL	Marc Hayes (URI)
WR	Boyd Ouden (UR)	DL	Richard Hicks (JMU)
WR	Brian White (VU)	LB	Adrian Archie (UR)
TE	Corey Paxton (WM)	LB	Jeremy Cain (UMass)
OL	Matt Hammond (UM)	LB	Adam Walter (NU)
OL	Jason Nerys (UD)	LB	Mohammed Yousofi (WM)
OL	Tom Olivo (NU)	DB	Kurt Abrams (NU)
OL	Pete Richardson (UM)	DB	Sidney Haugabrook (UD)
OL	Leon Steinfeld (JMU)	DB	Robert Thomas (HOF)
PK	Greg Kuehn (WM)	DB	Czar Wiley (UNH)
RS	Wendall Williams (URI)	P	Shane Laisle (URI)

Third Team

QB	Jake Eaton (UM)	DL	Shaun Kinsley (HOF)
RB	Rondell Bradley (JMU)	DL	Shaka Martin (URI)
RB	Jon Smith (WM)	DL	Terence Taylor (VU)
WR	Ricky Bryant (HOF)	DL	Marcus Washington (WM)
WR	Alan Harrison (JMU)	LB	Paul Carpenter (WM)
TE	Rick Lavelle (UD)	LB	Brian Hulea (VU)
OL	Brian Barbato (UNH)	LB	Dennard Melton (JMU)
OL	Adam Bourget (NU)	LB	Jamison Young (VU)
OL	Mike Finn (VU)	DB	Marques Bobo (WM)
OL	Ray Loffredo (WM)	DB	Gary Johnson (VU)
OL	Sean McCarthy (VU)	DB	Anton McKenzie (UMass)
PK	Doug White (UMass)	DB	Justin Ruffin (JMU)
RS	Ricardo Walker (UD)	P	Ryan Bleiler (UD)

2001

First Team

QB	Rocky Butler (HOF)	DL	Valdamar Brower (UMass)
RB	Brian Westbrook (VU)	DL	Ryan Fletcher (HOF)
RB	L.J. McKanas (NU)	DL	Josh Spraker (UR)
WR	Rich Musinski (WM)	DL	Jonathan Wilfong (UR)
WR	Kahmal Roy (HOF)	LB	Stephen Cooper (UM)
TE	Chad Hayes (UM)	LB	Derrick Lloyd (JMU)
OL	Eamonn Allen (VU)	LB	Dan Mulhern (UD)
OL	Jason Ball (UNH)	LB	Derick Pack (JMU)
OL	Dwight Beard (WM)	DB	T.J. Hill (NU)
OL	Mike Brigandi (HOF)	DB	Jeremy Robinson (UMass)
OL	Dan Zorger (HOF)	DB	Doug Shanahan (HOF)
PK	Casey Hannon (VU)	DB	Lance Small (URI)
RS	Lennard Byrd (UM)	P	David Sanger (UM)

Second Team

QB	Dave Corley, Jr. (WM)	DL	Steve Anzalone (NU)
RB	Royston English (UM)	DL	Marc Hayes (URI)
RB	Stephan Lewis (UNH)	DL	Kwesi Solomon (VU)
WR	Charlie Adams (HOF)	DL	Chris Stahl (WM)
WR	Jamin Elliott (UD)	LB	Todd DeLamielleure (HOF)
TE	Matt Chila (VU)	LB	Darrell Edmonds (UD)
OL	John Ahern (UD)	LB	Marty Magerko (WM)
OL	Jim Bode (NU)	LB	Paul Picciotti (URI)
OL	Ken Farrar (UR)	DB	Chad Blackstock (UR)
OL	Rich Holzer (HOF)	DB	Jason Hill (UR)
OL	Shane Vergari (URI)	DB	Art Smith (NU)
K	Mike Nagelin (WM)	DB	Chuck Wesley (URI)
RS	Rich Musinski (WM)	P	Chris Steiner (UD)

Third Team

QB	Brett Gordon (VU)	DL	Femi Ayi (UD)
RB	Trevor Dimmie (HOF)	DL	Brendan Curry (UM)
RB	David Jamison (URI)	DL	Richard Hicks (JMU)
WR	Stefan Gomes (UM)	DL	Chad Richards (WM)
WR	Murle Sango (VU)	LB	Adrian Archie (UR)
TE	Brandon Johnson (WM)	LB	Liam Ezekiel (NU)
OL	Zack Magliaro (UM)	LB	Mark Thompson (UR)
OL	David Pustynik (UR)	LB	Jamison Young (VU)
OL	Rob Richardson (VU)	DB	Marques Bobo (WM)
OL	Scott Thompkins (WM)	DB	David Cusano (UM)
OL	Joe Wilson (UR)	DB	Sidney Haugabrook (UD)
K	Burke George (JMU)	DB	Ricardo Walker (UD)
RS	Lance Small (URI)	P	Chris Birch (VU)

2000

First Team

QB	Matt Nagy (UD)	DL	Mike Cecere (UD)
RB	Brian Westbrook (VU)	DL	Chris Morant (JMU)
RB	Marcel Shipp (UMass)	DL	Josh Spraker (UR)
WR	Jamin Elliott (UD)	DL	Raheem Walker (WM)
WR	Dave Klemic (NU)	LB	Kole Ayi (UMass)
TE	Chad Hayes (UM)	LB	Brett Bashaw (UNH)
OL	Eric Beatty (UR)	LB	Brian McKenna (UD)
OL	Jeff Fiss (UD)	LB	Derick Pack (JMU)
OL	Jason Inskeep (JMU)	DB	Ron Atkins (JMU)
OL	Matt Mazefsky (WM)	DB	T. J. Hill (NU)
OL	Chris Phipps (UD)	DB	Jeremy Robinson (UMass)
RS	Brian Westbrook (VU)	DB	Brian Smith (UMass)
PK	Brett Sterba (WM)	P	Todd Jagoutz (UM)

Second Team

QB	Brett Gordon (VU)	DL	Femi Ayi (UD)
RB	Craig Cummings (UD)	DL	Ulrick Edmonds (JMU)
RB	Stephan Lewis (UNH)	DL	Chris Stahl (WM)
WR	Chris Rosier (WM)	DL	Fearon Wright (URI)
WR	Dwayne Wilmot (UM)	LB	Todd Greineder (WM)
TE	Michael Millard (UR)	LB	Mac Janney (UR)
OL	Jason Ball (UNH)	LB	Derrick Lloyd (JMU)
OL	Stan Bennett (VU)	LB	Dan Mulhern (UD)
OL	Joe Frawley (UMass)	DB	Jimmy Cerminaro (WM)
OL	Ryan Ward (UNH)	DB	Mark Coates (JMU)



- OL Al Willis (UNH)
- RS Delvin Joyce (JMU)
- PK Scott Collins (UD)

Third Team

- QB Dave Corley, Jr. (WM)
- RB David Jamison (URI)
- RB TyRonne Turner (UR)
- WR Phil McGeoghan (UM)
- WR Kamau Peterson (UNH)
- TE Greg Penecale (UD)
- OL John Ahern (UD)
- OL Jeff Dodge (UD)
- OL Murray Douglas (JMU)
- OL Ken Farrar (UR)
- OL Kyle Porter (NU)
- RS Brett Veach (UD)
- PK Todd Jagoutz (UM)

- DB Mike Furline (UD)
- DB Lance Small (URI)
- P Chris Steiner (UD)

- DL Marc Hayes (URI)
- DL David Lewandowski (UR)
- DL Dan Schneider (UM)
- DL Kwesi Solomon (VU)
- LB Darrell Edmonds (UD)
- LB Mark Thompson (UR)
- LB Mohammed Youssofi (WM)
- LB Paul Picciotti (URI)
- DB Chad Blackstock (UR)
- DB Harold Hill (UR)
- DB Eric Mitchell (UNH)
- DB Marc Zlotek (URI)
- P Chris Birch (VU)

1999

First Team

- QB Chris Boden (VU)
- RB Curtis Keaton (JMU)
- RB Marcel Shipp (UMass)
- WR Murle Sango (VU)
- WR Adrian Zullo (UMass)
- TE Sean Higgins (UMass)
- OL Eric Beatty (UR)
- OL Jeff Hayes (UNH)
- OL Ryan Knight (VU)
- OL Dee Shropshire (JMU)
- OL Jim Stull (UD)
- RS Delvin Joyce (JMU)
- PK Brett Sterba (WM)

Second Team

- QB Todd Bankhead (UMass)
- RB Dan Curran (UNH)
- RB Butter Pressey (UD)
- WR Dave Conklin (WM)
- WR J. Washington (UNH)
- TE Joe Kavanaugh (VU)
- OL Stan Bennett (VU)
- OL Jeff Fiss (UD)
- OL Jason Inskeep (JMU)
- OL Chris Morris (WM)
- OL Mike Wynne (UMass)
- RS Jordan Younger (UC)
- PK Casey Hannon (VU)

Third Team

- QB Jimmie Miles (UR)
- RB Ducarmel Augustin (VU)
- RB Dan Krieder (UNH)
- WR Dave Klemic (NU)
- WR Muneer Moore (UR)
- TE Matt Davis (UR)
- OL Bert Horsley (UR)
- OL Matt Mazefsky (WM)
- OL Rob Milani (URI)
- OL Chris Phipps (UD)
- OL Ryan Ward (UNH)
- RS Lennard Byrd (UM)
- PK Mike Glover (JMU)

- DL Mike Cecere (UD)
- DL Chris Morant (JMU)
- DL Jojo Oliphant (UM)
- DL Kwesi Solomon (VU)
- LB Kole Ayi (UMass)
- LB Mike Luckie (JMU)
- LB Brian McKenna (UD)
- LB Derick Pack (JMU)
- DB Ron Atkins (JMU)
- DB Aaron Dashiell (UM)
- DB Jeremy Robinson (UMass)
- DB Jerard White (UMass)
- P Mike Leach (WM)

- DL Chad Cook (UC)
- DL Aaron Parker (UMass)
- DL Jason Parmer (JMU)
- DL Justin Solomon (WM)
- LB Matt Dawson (UMass)
- LB Zach Falconer (NU)
- LB Paris Lenon (UR)
- LB Shaun Lyons (VU)
- DB Mike Beverly (WM)
- DB Hezekiah Lewis (VU)
- DB Khari Reynolds (WM)
- DB Lance Small (URI)
- P Mike Morelli (UC)

1998

First Team

- QB Mike Cook (WM)
- RB Jerry Azumah (UNH)
- RB Marcel Shipp (UMass)
- WR Eddie Conti (UD)
- WR Brian Westbrook (VU)
- TE Kerry Taylor (UMass)

- DL Matt Crispino (UNH)
- DL Frank Ferrara (URI)
- DL Marc Megna (UR)
- DL Raheem Walker (WM)
- LB Steve Kives (NU)
- LB Paris Lenon (UR)

- OL Brian Cook (UD)
- OL Walter Jones (UNH)
- OL Eric King (UR)
- OL Pat Sheehan (UM)
- OL Greg Whirley, Jr. (WM)
- RS Brian Westbrook (VU)
- PK Matt Walker (URI)

Second Team

- QB Todd Bankhead (UMass)
- RB James Jenkins (URI)
- RB Curtis Keaton (JMU)
- WR Dave Klemic (NU)
- WR Jimmy Moore (UMass)
- TE Mike Leach (WM)
- OL Dennis Callaghan (UC)
- OL Joe Douglas (UR)
- OL Deyate Hagood (UMass)
- OL Ryan Knight (VU)
- OL Greg Krause (UNH)
- RS Eddie Conti (UD)
- PK Casey Hannon (VU)

Third Team

- QB Matt Nagy (UD)
- RB Hameen Ali (WM)
- RB Jasper Pendergrass (UR)
- WR Carl Bond (UC)
- WR Drew O'Connor (UM)
- TE Jeff Tripp (UNH)
- OL Eric Beatty (UR)
- OL Keith Cregan (UD)
- OL Jeff Hayes (UNH)
- OL Seth Huber (NU)
- OL Sean Reid (WM)
- RS Darrick Brown (UM)
- PK Brett Sterba (WM)

- LB Khari Samuel (UMass)
- LB Miguel Viera (URI)
- DB Tony Booth (JMU)
- DB Aaron Dashiell (UM)
- DB Andre Dixon (NU)
- DB Winston October (UR)
- P Mike Leach (WM)

- DL Chris Machovina (VU)
- DL Jojo Oliphant (UM)
- DL Jason Tenner (VU)
- DL Doug Tillberg (NU)
- LB Kole Ayi (UMass)
- LB Zach Falconer (NU)
- LB Brian McKenna (UD)
- LB Lamont Watson (UD)
- DB Chris Anderson (UR)
- DB Ron Iannotti (URI)
- DB Hezekiah Lewis (VU)
- DB Jordan Younger (UC)
- P Chris Wright (JMU)

- DL Mike Cecere (UD)
- DL Chris Morant (JMU)
- DL Khalid Riley (UC)
- DL Bryan Soltes (UD)
- LB Brian Hayden (NU)
- LB Mac Janney (UR)
- LB Shaun Lyons (VU)
- LB Brett Naccara (UM)
- DB Jeff DeLucia (UC)
- DB Dale Koscielski (UD)
- DB Eric Lewis (UM)
- DB Wade Rowcliffe (UNH)
- P Andrew Maclay (UMass)



New Hampshire's Jerry Azumah garnered First Team honors from 1996-98.

1997

First Team

- QB Chris Boden (VU)
- RB Jerry Azumah (UNH)
- RB Roger Harriott (BU)
- WR Courtney Batts (UD)
- WR Brian Finneran (VU)
- TE Rahmaan Streater (UR)
- OL TaVarr Closs (UC)
- OL Pat Downey (UNH)
- OL Travis Raitt (BU)
- OL Dan Rossetini (WM)
- OL Mike White (UNH)
- RS Delvin Joyce (JMU)
- PK Brian Shallcross (WM)

- DL Luke Cullinane (WM)
- DL Marc Megna (UR)
- DL Lloyd Nugent (NU)
- DL Jason Tenner (VU)
- LB Shawn Barber (UR)
- LB Steve Kives (NU)
- LB Brian Smith (UD)
- LB Jude Waddy (WM)
- DB Tony Booth (JMU)
- DB Derek Carter (UM)
- DB Dorrell Green (UD)
- DB Ron Harrison (WM)
- P Brad Costello (BU)



Second Team

QB	Jim Murphy (NU)	DL	Pete Coyne (WM)
RB	Dave Edmundson (NU)	DL	Matt Crispino (UNH)
RB	Alvin Porch (WM)	DL	Rob Hyman (UD)
WR	Carl Bond (UC)	DL	Steve Quander (UR)
WR	Rameek Wright (UM)	LB	Ralph D'Angelo (UD)
TE	Kerry Taylor (UMass)	LB	Zach Falconer (NU)
OL	Brian Cook (UD)	LB	Khari Samuel (UMass)
OL	Mike Flanigan (UD)	LB	Miguel Viera (URI)
OL	George Freiburger (VU)	DB	Andre Dixon (NU)
OL	Pat Sheehan (UM)	DB	Lamont Neal (UR)
OL	Greg Whirley, Jr. (WM)	DB	Winston October (UR)
RS	Courtney Batts (UD)	DB	Leroy Robinson (NU)
PK	Mark Kiefer (VU)	P	Nelson Garner (JMU)

Third Team

QB	Mickey Fein (UM)	DL	Mike Cecere (UD)
RB	James Jenkins (URI)	DL	Richard Clough (UNH)
RB	Recolon Jumpp (UC)	DL	LaJohn Jones (URI)
WR	Josh Dolbin (VU)	DL	Chris Machovina (VU)
WR	David Smith (NU)	LB	Denis Hulme (UD)
TE	Jeff Tripp (UNH)	LB	Brad Keatley (UC)
OL	Seth Huber (NU)	LB	Shaun Lyons (VU)
OL	Walter Jones (UNH)	LB	Lateef O'Connor (UM)
OL	Ryan Knight (VU)	DB	Chris Anderson (UR)
OL	Nelson Martinez (URI)	DB	Kendrick Ashton, Jr. (WM)
OL	Mitch McCrimmon (VU)	DB	Sean McDermott (WM)
RS	Darrick Brown (UM)	DB	Shannon Riley (VU)
PK	Nelson Garner (JMU)	P	Jason Christopher (URI)

1996

First Team

QB	Mike Cook (WM)	DL	Mike Bertoni (WM)
RB	Jerry Azumah (UNH)	DL	Art Blanchard (UR)
RB	Alvin Porch (WM)	DL	Luke Cullinane (WM)
WR	Macey Brooks (JMU)	DL	Mark Hondru (UD)
WR	Brian Finneran (VU)	LB	Shawn Barber (UR)
TE	Ed Perry (JMU)	LB	Romande Carter (UNH)
OL	Josh Beyer (WM)	LB	Justin Riemer (UMass)
OL	TaVarr Closs (UC)	LB	Brian Smith (UD)
OL	Jerome Daniels (NU)	DB	Kenny Bailey (UD)
OL	Mike Flynn (UM)	DB	Dorrell Green (UD)
OL	Chris Kumpon (UD)	DB	Lamont Neal (UR)
RS	Jay Jones (JMU)	DB	Darren Sharper (WM)
PK	Mark Kiefer (VU)	P	Brad Costello (BU)

Second Team

QB	Clint Park (VU)	DL	Frank Ferrara (URI)
RB	Bob Jameson (UM)	DL	Brian Giamo (WM)
RB	James Jenkins (URI)	DL	Marc Megna (UR)
WR	Eddie Conti (UD)	DL	Todd Williamson (UM)
WR	Rameek Wright (UM)	LB	Steve Kives (NU)
TE	Anthony McKinney (UC)	LB	Mike McGowan (WM)
OL	Jon Cole (UNH)	LB	Stefan Moody (WM)
OL	Dan Markowski (UMass)	LB	Jude Waddy (WM)
OL	Matt McKnight (VU)	DB	Derek Carter (UM)
OL	Dan Rossetini (WM)	DB	Deon Jackson (VU)
OL	Tim Stone (UNH)	DB	David Lee (JMU)
RS	Calvin Jones (UNH)	DB	Leroy Robinson (NU)
PK	John Coursey (JMU)	P	Nelson Garner (JMU)

Third Team

QB	Chris Bresnahan (UNH)	DL	Peter Coyne (WM)
RB	Jeff Reale (NU)	DL	Steve Quander (UR)
RB	Minoso Rodgers (UR)	DL	James Rushton (UNH)
WR	Jay Jones (JMU)	DL	Will Santi (URI)
WR	Dak Newton (UC)	LB	Peter Christopher (UNH)
TE	Erik Henry (UMass)	LB	Curtis Dunaway (VU)
OL	Matt Alegi (UMass)	LB	Khari Samuel (UMass)
OL	Jim Bailey (NU)	LB	Keith Thomas (BU)
OL	Baran Johnson (UC)	DB	Kory Blackwell (UMass)
OL	Chris Okano (VU)	DB	Winston October (UR)
OL	Mark Shalala (UMass)	DB	Shannon Riley (VU)
RS	Eddie Conti (UD)	DB	John Stein (JMU)
PK	Chris Binder (UM)	P	Mike White (UR)

1995

First Team

QB	Leo Hamlett (UD)	DL	Lou D'Agostino (URI)
RB	Derek Fitzgerald (WM)	DL	Mike Foley (UNH)
RB	Rene Ingoglia (UMass)	DL	Ray Lyons (UNH)
WR	Bobby Apgar (URI)	DL	Brian Smith (URI)
WR	Ed Mantie (BU)	LB	Ralph D'Angelo (UD)
TE	Ed Perry (JMU)	LB	Bryan Leibbrand (UR)
OL	Steve Archibald (UD)	LB	Jason Miller (WM)
OL	Josh Beyer (WM)	LB	Justin Riemer (UMass)
OL	Steve Stinson (UM)	DB	Curtis Dunaway (VU)
OL	Shannon Trostle (UD)	DB	Dorrell Green (UD)
OL	Pat Walsh (UC)	DB	Breon Parker (UMass)
RS	Cy Butler (URI)	DB	Darren Sharper (WM)
PK	John Coursey (JMU)	P	Andre Seoldo (NU)

Second Team

QB	Mike Cawley (JMU)	DL	Art Blanchard (UR)
RB	Andre Pam (UM)	DL	Matt Crispino (UNH)
RB	Tory Taylor (UC)	DL	Mark Hondru (UD)
WR	Courtney Batts (UD)	DL	Jim Simpkins (WM)
WR	Jay Jones (JMU)	LB	Jared Elwell (URI)
TE	Jeff Tamulski (UNH)	LB	Larry McSeed (UD)
OL	Matt Alegi (UMass)	LB	Stefan Moody (WM)
OL	Chris Bourdon (UNH)	LB	Reggie Thornton (NU)
OL	Dan Markowski (UMass)	DB	Kenny Bailey (UD)
OL	Brent Secrist (JMU)	DB	Derek Carter (UM)
OL	Charlie White (WM)	DB	Rob McCoy (UNH)
RS	Eddie Conti (UD)	DB	Quincy Waller (JMU)
PK	David DeArmas (UC)	P	David DeArmas (UC)

Third Team

QB	Chris Hixson (URI)	DL	Pete Coyne (WM)
RB	Frank Alessio (UMass)	DL	Brian Gleason (UC)
RB	Troy Keen (WM)	DL	Lamont Gooding (JMU)
WR	Cy Butler (URI)	DL	Mike Howard (JMU)
WR	Terry Hammons (WM)	LB	Alonzo Bowler (JMU)
TE	Anthony McKinney (UC)	LB	A.J. Burawski (VU)
OL	David Bailey (JMU)	LB	LaJhon Jones (URI)
OL	TaVarr Closs (UC)	LB	Jude Waddy (WM)
OL	Jerome Daniels (NU)	DB	Mark Hopkins (NU)
OL	Pat Downey (UNH)	DB	Monte Nowden (UC)
OL	Mike Flynn (UM)	DB	Winston October (UR)
RS	Mark McCain (WM)	DB	Chris Orlando (URI)
PK	Brian Shallcross (WM)	P	Nelson Garner (JMU)

1994

First Team

QB	Robert Dougherty (BU)	DL	Ben Albert (UMass)
RB	Daryl Brown (UD)	DL	Brian Corcoran (UMass)
RB	Rene Ingoglia (UMass)	DL	Joe Fleming (UNH)
TE	Ed Perry (JMU)	DL	Mike Foley (UNH)
WR	Bobby Apgar (URI)	LB	Warren Armes (UNH)
WR	Carnell Henderson (BU)	LB	David Atwood (NU)
OL	Sherrard Joseph (UC)	LB	Tyrone Frazier (VU)
OL	Andre Maksimow (BU)	LB	Paul Zenkert (UC)
OL	Mike Pedone (BU)	DB	Jim Concannon (UNH)
OL	Jose Ramirez (VU)	DB	Chris Helon (BU)
OL	Joe Sabella (UMass)	DB	John May (BU)
RS	Dwight Robinson (JMU)	DB	Darren Sharper (WM)
PK	John Coursey (JMU)	P	David DeArmas (UC)

Second Team

QB	Shawn Knight (WM)	DL	Art Blanchard (UR)
RB	Troy Keen (WM)	DL	Lou D'Agostino (URI)
RB	Avrom Smith (UNH)	DL	John Schaefer (BU)
WR	Brian Finneran (VU)	DL	Tyrone Washington (JMU)
WR	Mike Tomblin (WM)	LB	Greg Applewhite (WM)
TE	Rob Higbee (UD)	LB	Andrew Brennan (BU)
OL	Josh Beyer (WM)	LB	Andy Cobaugh (VU)
OL	Chris Bourdon (UNH)	LB	Ray Geoffroy (UR)
OL	Tim Foley (BU)	DB	Maurice Glenn (UR)
OL	Matt Gibby (UNH)	DB	Breon Parker (UMass)
OL	Steve Stinson (UM)	DB	Dwight Robinson (JMU)



RS Calvin Jones (UNH)	DB Tony Williams (UMass)
PK Skip Thomas (URI)	P Bobby St. Pierre (UR)
Third Team	
QB Mike Cawley (JMU)	DL Chris Curtis (VU)
RB Kelvin Jeter (JMU)	DL Marcus Cuttino (JMU)
RB Uly Scott (UR)	DL Pat Mulhern (UD)
WR Macey Brooks (JMU)	DL Julius Williams (JMU)
WR Cy Butler (URI)	LB Clint Dunn (JMU)
TE Jeff Tamulski (UNH)	LB Ako Stafford (UM)
OL David Bailey (JMU)	LB Jude Waddy (WM)
OL Keith Novak (UNH)	LB Roger Kotlarz (UMass)
OL Brent Secrist (JMU)	DB Rob McCoy (UNH)
OL Matt Smith (UD)	DB Greg Mikell (UM)
OL Shannon Trostle (UD)	DB Pablo Rodriguez (BU)
RS John May (BU)	DB Jason Seapker (NU)
PK David DeArmas (UC)	P Frank Venezia (VU)

1993

First Team	
QB Robert Dougherty (BU)	DL Brian Corcoran (UMass)
RB Wilbur Gilliard (UC)	DL Matt Joyce (UR)
RB Daryl Brown (UD)	DL Matt Morrill (UD)
WR David Gamble (UNH)	DL Craig Staub (WM)
WR David McLeod (JMU)	LB Scott Assensoa (UMass)
TE Tom Bachonski (UC)	LB Paul Duckworth (UC)
OL Bill Durkin (UMass)	LB Marc Fauci (BU)
OL Phil Hallard (UMass)	LB Mario Perry (UMass)
OL Andy LeBlanc (UMass)	DB Jim Concannon (UNH)
OL Wally Vale (WM)	DB Maurice Glenn (UR)
OL Tom Walters (WM)	DB Chris Helon (BU)
RS Dwight Robinson (JMU)	DB Matt Rajotte (UMass)
PK Skip Thomas (URI)	P Chris Dawson (WM)
Second Team	
QB Shawn Knight (WM)	DL Silas Burke (UMass)
RB Derek Fitzgerald (WM)	DL Mike Foley (UNH)
RB Rene Ingoglia (UMass)	DL Dion Foxx (JMU)
WR Carnell Henderson (BU)	DL Malik Moody (JMU)
WR Corey Ludwig (WM)	LB Greg Applewhite (WM)
TE Price Williams (UR)	LB Bruce Bourgoin (UC)
OL Sherrard Joseph (UC)	LB Ross Fichthorn (UM)
OL Bill Lacey (VU)	LB Jemal Murph (UM)
OL Andre Maksimow (BU)	DB Scott Acker (UD)
OL Greg Peden (UD)	DB Bob Jordan (UNH)
OL Matt Wildes (UD)	DB Breon Parker (UMass)
RS Rod Boothes (UR)	DB John May (BU)
PK Eric Oke (UMass)	DB Mark Salisbury (NU)
	P Bill Hoffmann (VU)

1992

First Team	
QB Greg Lilly (UR)	DL Mark Hrubar (UD)
RB Uly Scott (UR)	DL Matt Morrill (UD)
RB Ben Sirmans (UM)	DL Tim Matas (VU)
WR Rod Boothes (UR)	DL Chris Grychowksi (VU)
WR Alex Davis (UC)	LB Mario Perry (UMass)
TE Darren Rizzi (URI)	LB Dwayne Gordon (UNH)
OG Bill Durkin (UMass)	LB Eric Johnson (UR)
OG Randy Crane (VU)	LB Curtis Eller (VU)
OT Bill Lacey (VU)	DB Warren McIntire (UD)
OT Dan Jones (UM)	DB Don Caparotti (UMass)
C Matt O'Neill (UNH)	DB Mark Chapman (UC)
PK Bill Hoffman (VU)	DB Greg Lewis (UNH)
	P Chris Schrock (BU)
Second Team	
QB Bill Vergantino (UD)	DL Robert Belcuore (UC)
RB Daryl Brown (UD)	DL Brian Corcoran (UMass)
RB Barry Bourassa (UNH)	DL Matt Joyce (UR)
WR John Perry (UNH)	LB Mike Bandish (UD)
WR Sterling Brown (UR)	LB Pat Mulhern (UD)
TE Brian Kozlowski (UC)	LB Scot Assensoa (UMass)

OG Geoff Hannan (UD)	LB Andy Cobaugh (VU)
OG Phil Hallard (UMass)	DB Tim Jacobs (UD)
OT Jason Goldberg (BU)	DB Bob Jordan (UNH)
OT Matt Wildes (UD)	DB Maurice Glenn (UR)
OT Scott Wenk (UR)	DB Matt Smith (VU)
C Tim Tarpey (VU)	P Todd Barton (UR)
PK Steve Leo (UD)	

1991

First Team	
QB Bill Vergantino (UD)	DL Mark Hrubar (UD)
RB Jerome Bledsoe (UMass)	DL Geoff Aleva (UNH)
RB Barry Bourassa (UNH)	DL Willie Oshodin (VU)
WR Mark Didio (UC)	DL Rich Kane (UMass)
WR John Perry (UNH)	LB Matt Tulley (UMass)
TE Scott Donald (VU)	LB Dwayne Sabb (UNH)
OT Kai Dietiker (UMass)	LB Eric Johnson (UR)
OT Chris Porter (UNH)	LB Curtis Eller (VU)
OT Bill Lacey (VU)	DB Warren McIntire (UD)
OG Mark Schneible (UNH)	DB Don Caparotti (UMass)
OG Randy Crane (VU)	DB Kevin Long (UC)
C Curt Chastain (UD)	DB Barry Alvis (VU)
C Tim Tarpey (VU)	P Gene Vadas (UD)
PK Mark Drozic (UD)	
Second Team	
QB Tom Colombo (VU)	DL Scott Griemsmann (UD)
RB Jay Hillman (BU)	DL Doug Ruggles (UNH)
RB Pat Kennedy (VU)	DL Chris Grychowski (VU)
WR Alex Davis (UC)	LB Bob Wolford (UD)
WR Keita Malloy (UD)	LB Tim Irvine (UD)
TE Ron Villone (UMass)	LB Dwayne Gordon (UNH)
OG Mike Schoenleber (UD)	LB Andy Cobaugh (VU)
OG Rich Anderson (UD)	DB Tim Jacobs (UD)
OG Phil Hallard (UMass)	DB Gregg Lewis (UNH)
OT Nick Mancuso (UC)	DB Nate Bryan (UNH)
OT Mark Toback (UD)	DB Orin Solomon (VU)
PK Chris Cassara (URI)	P Chris Cassara (URI)

1990

First Team	
QB Matt DeGennaro (UC)	DL Geoff Aleva (UNH)
RB Barry Bourassa (UNH)	DL Rich Kane (UMass)
RB Carl Smith (UM)	DL John Klumbach (URI)
WR Darren Altieri (BU)	LB Curtis Eller (VU)
WR Mark Didio (UC)	LB Mario Perry (UMass)
TE Ron Villone (UMass)	LB Dwayne Sabb (UNH)
OT Kai Dietiker (UMass)	LB Matt Tulley (UMass)
OT Tom Bockius (UD)	DB Claude Pettaway (UM)
OT Rich Cavanaugh (UMass)	DB James Smith (UR)
OG Anthony Guidice (UMass)	DB Kevin Smith (URI)
OG Rob Noble (UM)	DB Jamal Williamson (UM)
C Jay Gabbe (UMass)	P Gene Vadas (UD)
PK Jeff Mottola (UM)	
Second Team	
QB Stan Greene (BU)	DL Rich Heffernan (URI)
RB Jay Hillman (BU)	DL Mike Rembish (UC)
RB Daryl Brantley (UD)	DL Doug Ruggles (UNH)
RB John Johnson (UM)	LB Peter Doremus (URI)
WR Alex Davis (UC)	LB Damon Green (VU)
WR Chris Pierce (URI)	LB Eric Johnson (UR)
TE Brian Kozlowski (UC)	LB Robert Talley (BU)
OT Nick Mancuso (UC)	DB Robin Callender (UD)
OG Paul Mayberry (UMass)	DB Rusty Neal (UC)
OG Tom Rogers (UM)	DB Jerome Tomlin (BU)
C Dave DeGuglielmo (BU)	DB Vaughn Williams (UMass)
PK Rob Courter (UR)	P Matt LaPolice (BU)



1989

First Team

QB Mike Buck (UM)	DL Michael Renna (UD)
RB Carl Smith (UM)	DL Justin Strzelczyk (UM)
RB Kevin Wesley (UC)	DL Tom Coles (UR)
WR Bob Brady (VU)	LB Troy Ashley (UC)
WR Darren Altieri (BU)	LB Will Tychsen (UNH)
TE Mike Bittermann (UM)	LB George Karelis (UMass)
OT Scott Hough (UM)	LB Matt Tulley (UMass)
OT Stuart Milberg (UC)	DB Ryan Jones (UNH)
OT John Sullivan (UD)	DB Claude Pettaway (UM)
OG Robert Noble (UM)	DB Kevin Smith (URI)
OG David Price (UD)	DB Rusty Neal (UC)
C Bryan Russo (VU)	

Second Team

QB Matt DeGennaro (UC)	DL Paul Franco (VU)
RB Norm Ford (UNH)	DL Sherm Beatty (UNH)
RB Daryl Brantley (UD)	DL Joe Cullen (UMass)
WR Darvell Huffman (BU)	LB Mickey Watson (VU)
WR Chip Mitchell (UMass)	LB Pat Faucette (BU)
WR Chris Braune (UNH)	LB Robert Talley (BU)
TE Rob Spittel (UNH)	LB Mike Smith (UM)
OT Kai Dietiker (UMass)	DB Jamal Williamson (UM)
OT Scott Laliberte (UNH)	DB Jerome Tomlin (BU)
OG Lyndon Johnson (UConn)	DB Tim Byrne (UNH)
OG Anthony Giudice (UMass)	DB Chris Hunt (VU)
C David Buchanan (UD)	P Jeff Olivo (UR)
PK Rob Courter (UR)	



Delaware's Michael Renna was named First Team All-Conference on the defensive line from 1988-89.

1988

First Team

QB Matt DeGennaro (UC)	DL John Levelis (UD)
RB Norm Ford (UNH)	DL Michael Renna (UD)
RB George Boothe (UC)	DL Tom Coles (UR)
WR Glenn Antrum (UC)	LB Troy Ashley (UC)
WR Curtis Olds (UNH)	LB Nick Penna (UM)
TE Jim Cashman (VU)	LB John McKeown (UMass)
OT Mike Graybill (BU)	LB Pat Brown (UR)
OT Howard Fahnestock (UR)	DB Mark Seals (BU)
OG David Franks (UC)	DB Robert Talley (BU)
OG Jim Carriere (UC)	DB Kevin Smith (URI)
C Bryan Russo (VU)	DB Brian Jordan (UR)
PK Rob Courter (UR)	P Jim Donaway (UC)

Second Team

QB Dave Palazzi (UMass)	DL Mark Lewis (UM)
RB Carl Smith (UM)	DL Scott Nason (UM)
RB Pete Lombardi (VU)	DL Joe Cullen (UMass)
WR Darren Altieri (BU)	LB Jack Reybold (BU)
WR James Anderson (UD)	LB Will Tychsen (UNH)
TE John Yergey (UD)	LB Matt Tulley (UMass)
OT Scott Hough (UM)	LB John O'Brien (VU)
OT Frank Maguire (UNH)	LB Mickey Watson (VU)

OG Bill Buttler (UMass)
OG Rob Noble (UM)
C Rob Ambrosino (UD)
PK Tom Withka (VU)

DB Bryan Bossard (UD)
DB Tim Byrne (UNH)
DB Garry Jordan (UNH)
DB Ryan Jones (UNH)
P Jeff Olivo (UR)

1987

First Team

QB Mike Buck (UM)
RB Erwin Matthews (UR)
RB Jeff Gallaher (UC)
WR Curtis Olds (UNH)
WR Sergio Hebra (UM)
WR James Anderson (UD)
TE Scott Sweitzer (UC)
OT John Driscoll (UNH)
OT Howard Fahnestock (UR)
OG Pat Anglim (UC)
OG Paul Mayberry (UMass)
C Pete Montini (UMass)
PK Peter Borjestedt (UM)

Second Team

QB Bob Jean (UNH)
RB Norm Ford (UNH)
RB Randy Pettus (BU)
WR David Dunn (UC)
TE Jim Muse (URI)
OT Mike Coleman (UC)
OT Mike Barrette (UMass)
OG Dave Ingalls (UM)
OG Frank Maguire (UNH)
C Chris Coyne (UD)
PK Eric Facey (UNH)

DL Paul Boulay (UNH)
DL Bill O'Malley (UR)
DL Nate Cotton (UC)
LB Jack Reybold (BU)
LB Pat Brown (UR)
LB Todd Rundle (UMass)
LB Mike Jansen (UC)
DB Rob Sterling (UM)
DB Mark Seals (BU)
DB Brian Jordan (UR)
DB Scott Daniels (UC)
P Steve Jones (BU)

1986

First Team

QB Rich Gannon (UD)
RB Robert Norris (UD)
RB Al Neri (UMass)
WR Curtis Olds (UNH)
WR James Church (UR)
TE John Henry (UR)
OT Pat Anglim (UC)
OT John Benzinger (UMass)
OG Nick Bitsko (UD)
OG Stan Kaczorowski (UMass)
C Chris Coyne (UD)
PK Mark Carter (UC)

Second Team

QB Bob Bleier (UR)
RB Doug Dorsey (UM)
RB Greg Grooms (UR)
WR Dennis Gadbois (BU)
WR Sergio Haven (UM)
TE Jeff Modesitt (UD)
OT Jamie Dyeovich (UD)
OT John Driscoll (UNH)
OG Dan Brodeur (UD)
OG John Colasacco (UM)
C Pete Montini (UMass)
PK Eric Facey (UNH)

DL Kevin Murphy (BU)
DL Joe McGrail (UD)
DL Paul Boulay (UNH)
LB Keith McLaughlin (BU)
LB Darrell Booker (UD)
LB Ilia Jarostchuk (UNH)
LB John McKeown (UMass)
DB Scott Daniels (UC)
DB Phil Atwell (UD)
DB Stan Harrison (UNH)
DB Eric Thompson (UNH)
P Jeff Olivo (UR)

1985

QB Tom Ehrhardt (URI)
RB Andre Garron (UNH)
RB Mike Shriner (UNH)
WR Bill Brooks (BU)
WR Dameron Reilly (URI)

DL Mike Dwyer (UMass)
DL Brian O'Neill (UNH)
DL Ray Paquette (UM)
DL Brad Carson (URI)
LB Neal Zonfrelli (UNH)



TE Brian Forster (URI)
 OT Brian Saranovitz (UNH)
 OT Bob White (URI)
 OG Tony Ciccone (UNH)
 OG Jim Bumpus (UNH)
 C Paul Dufault (UNH)
 PK Eric Facey (UNH)
 P Dimitri Yavis (UMass)

LB Mark Michaels (UC)
 LB Bob Egan (BU)
 LB Mark Coutts (UM)
 LB Ilia Jarostchuk (UNH)
 DB Mike Cassidy (URI)
 DB Ray Williams (URI)
 DB Calvin Hall (BU)

1984

QB Tom Ehrhardt (URI)
 RB Paul Lewis (BU)
 RB Andre Garron (UNH)
 WR Dameon Reilly (URI)
 WR Bill Brooks (BU)
 TE Brian Forster (URI)
 OT Bob Morcarski (BU)
 OT Brian Saranovitz (UNH)
 OG John Flanagan (UNH)
 OG Greg Sturgis (URI)
 C Gary Walker (BU)
 PK Jack Leone (UM)
 P Rich LaBonte (UM)

DL Brian O'Neill (UNH)
 DL Charlie Bounty (URI)
 DL Gary Durgin (BU)
 DL Mario Marrero (UC)
 LB Ilia Jarostchuk (UNH)
 LB Neal Zanfrelli (UNH)
 LB Mark Brockwell (URI)
 LB Bruce Foucart (BU)
 LB Bob Egan (BU)
 DB Tony Hill (URI)
 DB Tim Teevens (UNH)
 DB Dave Wissman (UNH)
 DB Matt Latham (UC)

1983

QB Dave Wienke (URI)
 RB Paul Lewis (BU)
 RB Andre Garron (UNH)
 WR Dameon Reilly (URI)
 WR Bill Brooks (BU)
 TE Mike Walsh (UC)
 OT Bob Morcarski (BU)
 OT Bob Seccareccia (URI)
 OG Roger Mrusek (BU)
 OG Mike Gasparino (UC)
 C Gary Walker (BU)
 PK Domingos Carlos (UC)

DL Donald Brain (BU)
 DL Dave Gracon (UC)
 DL Tony DeLuca (URI)
 DL Charlie Bounty (URI)
 LB John Dorsey (UC)
 LB Vernon Hargreaves (UC)
 LB Bob Egan (BU)
 LB Mark Dennen (URI)
 DB Tony Hill (URI)
 DB Grady Fuller (UMass)
 DB Arnold Garron (UNH)
 P Neil Gauvin (UC)

1982

QB Rich LaBonte (UM)
 RB Garry Pearson (UMass)
 RB Paul Lewis (BU)
 WR Tom Mut (URI)
 WR Keith Hugger (UC)
 TE Paul Gorham (UNH)
 OT Rich Pelzer (URI)
 OT Ken Kaplan (UNH)
 OG Louis Ortiz (UM)
 OG Mike Mastrogiacomu (BU)
 C Paul Farren (BU)
 PK Jack Leone (UM)

DE Dennis Talbot (URI)
 DE Dave Sanzaro (UM)
 DT Tony DeLuca (URI)
 DT Ray Sullivan (UM)
 DT Mike Pierro (BU)
 NG Steve Michalweicz (UC)
 LB Vernon Hargreaves (UC)
 LB John Dorsey (UC)
 CB Jim Roberson (URI)
 CB Glen Holden (UMass)
 S John McGrath (UM)
 S Arnold Garron (UNH)
 P Neil Gauvin (UC)



New Hampshire's Andre Garron was a three-time First Team All-Conference selection from 1983-85.

QB Ken Sweitzer (UC)
 RB Greg Drew (BU)
 RB Gary Pearson (UMass)
 WR Keith Hugger (UC)
 WR Pete Ouellette (UM)
 WR Tom Mut (URI)
 WR Pete O'Donnell (UNH)
 TE Ken Miller (UC)
 OT Chris O'Neil (UMass)
 OT Bob Speight (BU)
 OG Scott LaFond (UMass)
 OG Jim Patrick (BU)
 C Bob Soderlund (URI)
 PK Domingos Carlos (UC)

QB Jim Jensen (BU)
 QB Ken Sweitzer (UC)
 RB Lorenzo Bouier (UM)
 RB Garry Pearson (UMass)
 WR Reggie Eccleston (UC)
 WR Pete Ouellette (UM)
 TE Ken Miller (UC)
 OT Ken Kaplan (UNH)
 OT Bob Speight (BU)
 OG Mark Flood (UC)
 OG Jim Patrick (BU)
 C Dave Bengston (BU)
 PK Jeff Pelin (BU)

QB Mike McEvelly (UMass)
 RB Mal Najarian (BU)
 RB Leroy Shaw (URI)
 WR Dave Loehle (UNH)
 C Dave Bengston (BU)
 PK Sandro Vitiello (UMass)
 WR Kevin O'Connor (UMass)
 TE Marty Paglione (UMass)
 OT Bob Speight (BU)
 OT Karl Nyholm (UMass)
 OG John Cochran (BU)
 OG Phil Estes (UNH)

QB Steve Tosches (URI)
 RB Mal Najarian (BU)
 RB Hank Sareault (UMass)
 WR Dave Loehle (UNH)
 WR Dennis Dent (UMass)
 TE Jim Sturgis (BU)
 OT Karl Nyholm (UMass)
 OT Bob Speight (BU)
 OG Bruce Kimball (UMass)
 OG Pete Sinagra (URI)
 C Mike McLaughlin (UMass)

1981

DE George Lewis (UMass)
 DE Phil Ferrari (UM)
 DT Eric Cregan (UMass)
 DT Dan Petrie (UMass)
 NG Barney Rinaldi (URI)
 LB Steve Doig (UNH)
 LB Pete DiTommaso (UMass)
 CB Dwayne Lopes (UMass)
 CB Cal Whitfield (URI)
 S Grady Fuller (UMass)
 S Mike Gooden (UNH)
 S Bob Pendergast (BU)
 P Ken Sweitzer (UC)

1980

DE Frank DiTommaso (UMass)
 DE George Lewis (UMass)
 DT Eric Cregan (UMass)
 DT Chris Lindstrom (BU)
 NG Rick Suydam (UM)
 LB Neil McGrath (BU)
 LB Pete DiTommaso (UMass)
 CB Mike Kelleher (BU)
 CB Dwayne Lopes (UMass)
 S Bob Manning (UMass)
 S Darrell Wilson (UC)
 P Rusty Umberger (UC)

1979

DE Sam Stepney (BU)
 DE Frank DiTommaso (UMass)
 DT Steve Beal (UC)
 DT Dan Petrie (UMass)
 S Mike Kelleher (BU)
 P Tim Fontaine (UMass)
 NG Ray Benoit (UMass)
 LB Greg Donahue (UNH)
 LB Pete DiTommaso (UMass)
 CB Ted Walton (UC)
 CB Kevin Sullivan (UMass)
 S Matt Slane (UM)

1978

DE Sam Stepney (BU)
 DE John D'Amoto (UMass)
 DT Dave Bemis (UMass)
 DT Mike DeGenova (BU)
 NG Charles Babbitt (URI)
 LB Joe McLaughlin (UMass)
 LB Tom Marhefka (URI)
 CB Kevin Sullivan (UMass)
 CB Steve LeMay (UMass)
 S John Beersworth (UMass)
 S Estes Benson (URI)



1977

- QB Jeff Allen (UNH)
- RB Bill Burnham (UNH)
- RB Bill Coleman (UMass)
- WR Lee Pope, (UNH)
- WR John Gladchuk (UMass)
- TE Kevin Cummings (UMass)
- OT Ross Schubarth (UMass)
- OT Grady Vigneau (UNH)
- OG Bruce Kimball (UMass)
- OG Gerry Greene (UMass)
- DE John D'Amato (UMass)
- DE Bill Dedrick (UNH)
- DT John Willis (UMass)
- DT Dick Bell (URI)
- NG Phil Puopolo (UMass)
- LB Pete McCarty (UMass)
- LB Joe McLaughlin (UMass)
- CB Steve Rose (UC)
- CB Dick Duffy (UNH)
- S Mark Etro (UNH)

1976

- QB Jeff Allen (UNH)
- RB Bill Burnham (UNH)
- RB Rich Moser (URI)
- WR Kevin Cummings (UMass)
- WR Tom Spann (URI)
- TE Rob Farbotko (UC)
- OT Jeff Williams (URI)
- OT Wayne Smith (UNH)
- OG John Merrill (UNH)
- OG Tony Catapano (UC)
- C Ken Duval (URI)
- DE Dave Lindstrom (BU)
- DE Doug Stockbridge (UNH)
- DT Dennis Fenton (UMass)
- DT Mike DeGenova (BU)
- NG Tony Ozello (URI)
- LB Bruce Huther (UNH)
- LB Scott Shulman (UM)
- CB Dave Croasdale (UMass)
- CB Ted Walton (UC)
- S Ron Harris (UMass)
- S Jack Leggett (UM)

1975

- QB Brian McNally (UMass)
- RB Bill Burnham (UNH)
- RB Rich Jessamy (UMass)
- WR Bill Britt (URI)
- WR Pete Kessel (BU)
- TE Mike Moroney (UNH)
- OT Jeff Williams (URI)
- OT Ross Schubarth (UMass)
- OG Ned Deane (UMass)
- OG John Merrill (UNH)
- C Kevin Martell (UNH)
- DE Steve Telander (UMass)
- DE Gary Little (UMass)
- DT Ed McAleney (UMass)
- DT Paul Mariano (UC)
- NG Rick Horn (BU)
- LB Dave Rozumek (UNH)
- LB John Toner (UMass)
- CB Jack Leggett (UM)
- CB Dave Croasdale (UMass)
- S Ron Harris (UMass)
- S Mark Etro (UNH)

1974

- QB Rich Bateman (VER)
- RB Jim Torrance (UMass)
- RB Rich Remondino (URI)
- WR Bill Looker (VER)
- WR Bill Britt (URI)
- TE Mike Moroney (UNH)
- TE Mike Matkevich (URI)
- OT Jim Roderick (BU)
- OT Rich Understein (UM)
- OG Ed Deane (UMass)
- OG Kelvin Brooks (BU)
- C Don Chrisos (BU)
- DE Dennis Kiernan (UMass)
- DE Tom Bradshaw (UMass)
- DT Bill Cooke (UMass)
- DT Mike Lanza (UNH)
- NG Paul St. Onge (UMass)
- LB Gary Dziama (BU)
- LB Scott Shulman (UM)
- CB Jack Leggett (UM)
- CB Rich Porter (BU)
- S Rich Fenton (UC)
- S Ron Harris (UMass)

1973

- QB Peil Pennington (UMass)
- RB Eric Torkelson (UC)
- RB Sylvester McGee (URI)
- WR Tim Berra (UMass)
- WR Tony Jones (VER)
- TE Allan MacLellan (UC)
- OT Henry Hill (URI)
- OT Jim Bailey (UC)
- OG Dave Giquere (UNH)
- OG Rob Foye (UC)
- DE Ed McAleney (UMass)
- DE Andy Mellow (UM)
- DT Manuel Sasser (UC)
- DT Tom Bradshaw (UMass)
- LB Dennis Kiernan (UMass)
- LB Rich Langlois (UNH)
- CB Bruce Thompson (UC)
- CB Rob Parrott (UMass)
- S Greg Pemberton (BU)
- S Steve Garofalo (URI)

1972

- WR Steven Schubert (UMass)
- WR David Paul (UM)
- TE Timothy Sullivan (VER)
- T Thomas Mullen (UMass)
- G Clarence Brooks (UMass)
- C Richard Foye (UC)
- G Gerard Moran (UNH)
- T Donald Miller (UNH)
- QB Peil Pennington (UMass)
- HB Paul Metallo (UMass)
- FB Richard Cummings (UMass)
- E Edward McAleney (UMass)
- T Mark McEwen (UC)
- T Robert Linder (URI)
- E Wayne Bulman (VER)
- LB Edward Booker, Jr. (UNH)
- LB Alan Shaw (UC)
- LB Douglas Bull (VER)
- DHB Robert Parrott (UMass)
- DHB Bruce Thompson (UC)
- S John Healy (UMass)
- S Brian Herosian (UC)

1971

- SE David Paul (UM)
- T Donald Miller (UNH)
- G Gerard Moran (UNH)
- C David Levine (UMass)
- G Ronald Marino (UMass)
- T William Tuzil (UC)
- TE John Hulecki (UMass)
- QB Robert Hopkins (UNH)
- HB Paul Metallo (UMass)
- FL Robert O'Neil (UNH)
- FB Sylvester McGee (URI)
- E Brett Bernier (UNH)
- T William DeFlavio (UMass)
- T James Pisciotano (UC)
- E Stephen Furness (URI)
- LB Dennis Collins (URI)
- LB Francis Prondecki (VER)
- LB Joseph Sabulis (UMass)
- DHB Dennis Breen (URI)
- DHB Domenic Carlucci (UC)
- DS Brian Herosian (UC)
- DS John O'Neil (UMass)

1970

- SE Brian Herosian (UC)
- T Robert Donlin (UMass)
- G Robert Pena (UMass)
- C Victor Radzevich (UC)
- G William Spencer (UC)
- T William Tuzil (UC)
- TE John Hulecki (UMass)
- QB Richard Robustelli (UC)
- HB Vincent Clements (UC)
- HB Norman Breault (UNH)
- FB Richard Narcessian (URI)
- E James Kelliher (UMass)
- T William DeFlavio (UMass)
- T William Sroka (UMass)
- E S. Russell Wood (UMass)
- LB Joseph Sabulis (UMass)
- LB Brian Hermes (UC)
- LB Norman Powers (UNH)
- LB John Farrelly (UMass)
- CB Domenic Carlucci (UC)
- CB Dennis Keating (UMass)
- S John F. O'Neil (UMass)

1969

- E Eugene Benner (UM)
- T Richard Donlin (UMass)
- G Daniel Drewniak (UNH)
- C Daniel Levine (UMass)
- G William Spencer (UC)
- T Robert Donlin (UMass)
- E Nicholas McGarry (UMass)
- QB Francis Peterson (VER)
- HB Vincent Clements (UC)
- HB Robert Rodger (VER)
- FB Edward Sarno (UMass)
- E John Hulecki (UMass)
- T William DeFlavio (UMass)
- T Andrew Guarino (UMass)
- E Stanley Maddock (UM)
- LB Philip Doran (UC)
- LB John MacLean (UMass)
- LB Joseph Sabulis (UMass)
- LB Thomas York (UMass)
- HB Domenic Carlucci (UC)
- HB Robert Cabrelli (UMass)
- S Steven Rogers (UMass)

1968

- E Eugene Benner (UM)
- T Clifford McDonald (UNH)
- G William Spencer (UC)
- C Benjamin DeGenova (UC)
- G Everett Keene (URI)
- T Stanley Rajczewski (UC)
- E Cal Wallingford (UNH)
- QB Peter Petrillo (UC)
- HB Vincent Clemens (UC)
- HB Michael Shaughnessy (UNH)
- FB James DeWitt (UC)
- E Ralph Tiner (UC)
- T Al Witteman (UNH)
- MG Philip Doran (UC)
- T George Koller (UC)
- E Thomas York (UMass)
- LB Ernest Quackenbush (UM)
- LB Kenneth Kuzman (URI)
- LB Nicholas Turco (UC)
- HB Kurt Vollherbst (UNH)
- HB William Frye (UMass)
- S Michael Zito (UC)



Maine's Eugene Benner was an All-Conference honoree from 1968-69.

1967

- | | |
|-------------------------|-------------------------|
| E Frank Geiselman (URI) | E Paul Mlinar (UMass) |
| T Jim Mitchell (UMass) | T Kent Stevens (UMass) |
| G Bob Santucci (UMass) | MG Steve Smith (UC) |
| C Howie Small (URI) | T Vince Martino (UNH) |
| G Roy Lawrence (UC) | E Bill Vasilios (UNH) |
| T Steve Dixon (UC) | LB Ken Kuzman (URI) |
| E Nick Warnock (UMass) | LB Pete Quakenbush (UM) |
| QB Greg Landry (UMass) | LB Ernie Smith (UMass) |
| HB Bob Mitchell (VER) | LB Henry Palesek (UC) |
| HB Bill Phillips (UNH) | HB Mike McArdle (UMass) |
| FB Brent Kaufman (URI) | HB Terry Hogg (URI) |
| | S Kurt Vollherbst (UNH) |

1966

- | | |
|--------------------------|--------------------------|
| E Frank Geiselman (URI) | E Pete Norris (UM) |
| T Bill Pasquill (UM) | E Nick Turco (UC) |
| G Ron Lawrence (UC) | E Bill VanBennekum (VER) |
| C Dennis Murphy (URI) | T Ed Toner (UMass) |
| G Ivan Brawn (UM) | T Dick Qualey (UMass) |
| T Bill Connors (UM) | MG Joe Soldano (VER) |
| E Jack Schweberger (VER) | LB John Huard (UM) |
| QB Greg Landry (UMass) | LB Rod Brooks (UMass) |
| HB Bob Mitchell (VER) | LB Leon Spinney (URI) |
| HB Bob Detore (UMass) | DS Norm Tardiff (UM) |
| HB John Thompson (URI) | DS Dave Giarla (UMass) |
| FB Brent Kaufman (URI) | DS Dave O'Donnell (URI) |
| | UT Bill Estey (UNH) |

1965

- | | |
|---------------------------|---------------------------|
| E Bob Meers (UMass) | E Alan Riley (UM) |
| T Bill Pasquill (UM) | T Gerald McWeeney (UC) |
| G Ivan Brawn (UM) | LB Rusty Brink (VER) |
| G Rusty Brink (VER) | LB Bernie Dallas (UMass) |
| G Joe Soldano (VER) | LB John Huard (UM) |
| T Bill Conner (UMass) | MG Harvey Silvers (URI) |
| E Milt Morin (UMass) | T Ed Toner (UMass) |
| QB Dick DeVarney (UM) | E Bill Van Bennekum (VER) |
| HB Wayne Zdanowicz (URI) | S Norm Tardiff (UM) |
| HB Frank Harney (UM) | S Dave Kelley (UMass) |
| FB Phil Vandersea (UMass) | S Dave Giarla (UMass) |

1964

- T Bob Burke (UMass)
- G George Oelze (VER)
- C Rusty Brink (VER)
- G Peter Pietz (UMass)
- T Joe Buesing (URI)
- E Milt Morin (UMass)
- QB Jerry Whelchel (UMass)
- HB Phil DeRose (UMass)
- HB Bob Ellis (UMass)
- FB Mike Ross (UMass)

1963

- E Bob Meers (UMass)
- T Paul Graham (UMass)
- G Bob Teboldi (UMass)
- C Dick Kupec (UC)
- G Phil Soule (UM)
- T Joe Buesing (URI)
- E Milt Morin (UMass)
- QB Jerry Whelchel (UMass)
- HB Ken Burton (VER)
- HB Dan Serieka (UNH)
- FB Tony Tetro (URI)

1962

- E Chuck Grzbielski
- T John Contoulis (UC)
- G Barry Stilber (UNH)
- C Duncan Orgg (UNH)
- G Bob Tedoldi (UMass)
- T Bob Weeks (UNH)
- E Paul Majeski (UMass)
- QB Jerry Whelcher (UMass)
- HB Sam Lussier (UMass)
- HB Dan Serieka (UNH)
- FB Tony Tetro (URI)

1961

- E Dick Kinney (UM)
- T Bob Foote (UMass)
- G Barry Stilber (UNH)
- G Paul D'Allesandro (UNH)
- C Fred Dtockpole (UC)
- G Ed Cramer (UNH)
- T Bob Treat (UC)
- QB Manch Wheeler (UM)
- HB Sam Lussier (UMass)
- HB Dave Cloutier (UM)
- FB Frank Finizio (URI)

1960

- E Richard Eustis (UNH)
- E Roland Bettez (URI)
- T Richard Leadbetter (UM)
- G Fred Stackpole (UC)
- C Dave Bishop (UC)
- G Jerry Cullen (UMass)
- T Paul Lindquist (UNH)
- QB John McCormick (UMass)
- HB Richard Mezquita (UNH)
- HB Wayne Champeon (UM)
- FB Jim Browning (UC)



First Team

- T Harold Violette (UM)
- G Robert Slattery (UC)
- C David Bishop (UC)
- G Edwin Holm (UNH)
- T Frank Morey (URI)
- T Donald Trimble (UNH)
- E Barry O'Connell (UC)
- QB Sam Paul (UNH)
- HB Bill Minnerly (UC)
- HB Tom Delnickas (UMass)
- FB Bill Poland (URI)
- FB Bob Bragg (UM)

1959

Second Team

- T Roland Bettez (URI)
- G Jerry Cullen (UMass)
- C Paul Bellavance (UNH)
- G John Zinser (UC)
- T Paul Lindquist (UNH)
- E Ralph Maloney (UMass)
- QB Roger Pearson (URI)
- HB Bill Reynolds (UMass)
- HB Jerry D'Avolio (UC)
- FB Jim Browning (UC)

First Team

- T Hal Violette (UM)
- G Bill Wallner (UC)
- C Roger Ellis (UM)
- G Bill Goodwin (UMass)
- T Don Trimble (UNH)
- E Niles Nelson (UM)
- QB Roger Pearson (URI)
- HB Wayne Champeon (UM)
- HB Don Brown (URI)
- FB Norm Chaban (UC)

1958

Second Team

- T Frank Morey (URI)
- G Lou Varrachione (UMass)
- C Paul Scagnelli (UC)
- G Charles Eberback (UM)
- T Joe Llodra (UC)
- E Barry O'Connell (UC)
- QB Harry Drivas (UC)
- HB Philip DeSantis (UC)
- HB John Welch (UM)
- FB Ed Richardson (UMass)

1957

First Team

- LE Reino Manninen (UC)
- LT John Burnham (UNH)
- LG Lou Mooradian (UC)
- C Roger Ellis (UM)
- RG William Wallner (UC)
- RT Donald Overlock (UC)
- RE Robert Mairs (URI)
- QB Roger Pearson (URI)
- LHB James Adams (URI)
- RHB Lawrence Day (UC)
- FB William Poland (URI)

Second Team

- LE Niles Nelson (UM)
- LT Frank Morey (URI)
- LG Louis Varrichione (UMass)
- C Paul Scagnelli (UC)
- RG James Gerlach (URI)
- RT William Tarazewich (UM)
- RE John O'Keefe (UMass)
- QB Roanld Blume (UMass)
- LHB Jerry deGrandpre (UM)
- RHB Gerry Walls (UMass)
- FB John Theriault (UM)

1956

First Team

- LE Thurlow Cooper (UM)
- LT Paul Harasimowicz (VER)
- LG Basil Gregorios (UNH)
- C Joe Dubiel (UC)
- RG Lou Mooradian (UC)
- RT Alton Amidon (UNH)
- RE Philip Montagano (UNH)
- QB Robert Trouville (UNH)
- LHB Lenny King (UC)
- RHB Ray Hostetter (UM)
- FB Paul Whitley (UC)

Second Team

- LE Reino Manninen (UC)
- LT Edmund Enos (UC)
- LG Paul Fitzgerald (URI)
- C William Allen (UMass)
- RG Jim Dolan (UMass)
- RT Norman Gerber (UC)
- RE Dave Ingram (UMass)
- QB Kenneth Parady (UM)
- LHB Charles Mellen (UMass)
- RHB Eugene Green (UC)
- FB Jack Leach (URI)

1955

First Team

- LE Thurlow Cooper (UM)
- LT Charles Gibbons (URI)
- LG Paul Fitzgerald (URI)
- C Charles Robichaud (UNH)
- C Charles Hunt (URI)
- RG LeRoy Williams (VER)
- RT Robert Novelli (URI)
- RE Peter Dalpe (URI)
- QB James Duffy (UM)

Second Team

- LE Russ Kidd (UMass)
- LT Norman Gerber (UC)
- LG William Hall (UNH)
- C Bonaventure Amendola (UC)
- RG Edmund Enos (UC)
- RT John McGowan (UMass)
- RE Reino Manninen (UC)
- QB James DiGiorno (UC)
- LHB Lenny King (UC)

- LHB Ed DiSimone (URI)
- RHB Ted Wright (UNH)
- FB Jack Small (UM)

- RHB Eddie Beck (VER)
- FB Roger Barous (UMass)

1954

First Team

- LE Marshall Litchfield (UNH)
- LT Llewellyn Clark (UM)
- LG Paul Ashnault (UNH)
- C John Small (UM)
- RG Thomas Golden (UM)
- RT Alan Girroir (UNH)
- RE Ronald Rymash (UC)
- QB Billy Pappas (UNH)
- LHB Edward Beck (VER)
- RHB Pat Abbruzzi (URI)
- FB Ernest Smart (UM)

Second Team

- LE Gerald O'Neil (UNH)
- LT Richard Grann (URI)
- LG Harry Brenner (URI)
- C Orien Walker (UNH)
- RG Donald MacPhee (UMass)
- RT Walter Johnson (VER)
- RE Stephen Mazur (UNH)
- QB James Duffy (UM)
- LHB Richard Gleason (UNH)
- RHB Ted Wright (UNH)
- FB Edward DiSimone (URI)

1953

First Team

- LE Steve Mazur (UNH)
- LT John Cunningham (UC)
- LG Tom Golden (UM)
- C Rob Roy (UC)
- RG Paul Ashnault (UNH)
- RT Ed Mahoney (UC)
- RE Ray Luciana (UC)
- QB Billy Pappas (UNH)
- LHB Pat Abbruzzi (URI)
- RHB Bernie Pina (URI)
- FB Buddy Amendola (UC)

Second Team

- LE Ken Woodsum (UM)
- LT Dick Tomasi (UNH)
- LG Chris Latos (URI)
- C Al Robichaud (UNH)
- RG Phil Booker (UC)
- RT Charley Gibbons (URI)
- RE Tony Chambers (UMass)
- QB Ed Fratto (URI)
- LHB Ed Bogdanovitch (UM)
- RHB Phil Tinsley (UC)
- FB Don Almy (URI)

1952

First Team

- LE Ed Pehota (UC)
- LE Tony Chambers (UMass)
- LT Larry Deschene (URI)
- LG Phil Butterfield (UM)
- C Bob Roy (UC)
- RG Bob DeSpirito (URI)
- RT Al Rogers (UC)
- RE Neal Herrick (UNH)
- QB Noel Reebeacker (UMass)
- LHB Pat Abbruzzi (URI)
- RHB Joe Bettencourt (UC)
- FB Dick Dewing (UNH)

Second Team

- LE Gordon Thorburn (UM)
- LT John Cunningham (UC)
- LG Henry Brenner (URI)
- C Robert DiSpirito (URI)
- RG Edward Cianchette (UM)
- RT Richard Grann (URI)
- RE Joe Viscount (UC)
- QB Bernie Pina (URI)
- LHB Campbell (UNH)
- RHB Phil Tinsley (UC)
- FB Rocco Murano (UC)

1951

First Team

- LE Ed Pehota (UC)
- LT Mario Fratorolli (UC)
- LG Ed Douglas (UNH)
- C Win Brown (UM)
- RG Pete Pocius (UM)
- RT Earl Eddy (UNH)
- RE Harry Easton (UM)
- QB Gene Sturgeon (UM)
- LHB Irv Panciera (UC)
- RHB Ed Bogdanovich (UM)
- FB Pat Abbruzzi (URI)

Second Team

- LE Joe Viscount (UC)
- LT Gordon Thorburn (UM)
- LG Kooistra (UNH)
- C Bahros (UNH)
- RG Robert DiSpirito (URI)
- RT Ron Rymash (UC)
- RE Perocchi (UNH)
- QB Bernie Pina (URI)
- LHB Jack Bowes (UNH)
- RHB Jack Butterfield (UM)
- FB Raymond Good (UC)



2008

Rd.	Overall	Player (School)	Pos.	Drafted By
1	18	Joe Flacco (UD)	QB	Baltimore Ravens
4	125	Arman Shields (UR)	WR	Oakland Raiders
5	149	Tim Hightower (UR)	RB	Arizona Cardinals
6	207	Matt Sherry (VU)	TE	Cincinnati Bengals



2007

4	125	Jermon Bushrod (TU)	OL	New Orleans Saints
5	168	Corey Graham (UNH)	DB	Chicago Bears
6	203	Daren Stone (UM)	DB	Atlanta Falcons
7	215	Ben Patrick (UD)	TE	Arizona Cardinals

2006

4	131	Willie Colon (HOF)	OL	Pittsburgh Steelers
7	252	Marques Colston (HOF)	WR	New Orleans Saints
7	255	Kevin McMahan (UM)	WR	Oakland Raiders

2004

6	166	Shawn Johnson (UD)	DE	Oakland Raiders
6	185	Andy Hall (UD)	QB	Philadelphia Eagles

2002

3	91	Brian Westbrook (VU)	RB	Philadelphia Eagles
6	203	Jamin Elliott (UD)	WR	Chicago Bears

2000

4	97	Curtis Keaton (JMU)	RB	Cincinnati Bengals
5	154	Muneer Moore (UR)	WR	Denver Broncos

1999

5	135	Khari Samuel (UMass)	LB	Chicago Bears
5	138	Jerry Azumah (UNH)	RB	Chicago Bears
6	169	Marc Megna (UR)	LB	New York Jets
7	191	Tony Booth (JMU)	DB	Carolina Panthers
7	200	Eric King (UR)	OL	Kansas City Chiefs

1998

4	113	Shawn Barber (UR)	LB	Washington Redskins
---	-----	-------------------	----	---------------------

1997

2	60	Darren Sharper (WM)	DB	Green Bay Packers
4	121	Jerome Daniels (NU)	T	Miami Dolphins
4	127	Macey Brooks (JMU)	WR	Dallas Cowboys
6	177	Ed Perry (JMU)	TE	Miami Dolphins

1996

6	169	Mike Foley (UNH)	DT	Arizona Cardinals
6	205	Mike Cawley (JMU)	QB	Indianapolis Colts

1994

6	190	Paul Duckworth (UC)	LB	Green Bay Packers
---	-----	---------------------	----	-------------------

1993

8	218	Dwayne Gordon (UNH)	LB	Miami Dolphins
---	-----	---------------------	----	----------------

1992

5	113	Dwayne Sabb (UNH)	LB	New England Patriots
12	318	Cornelius Benton (UC)	QB	Pittsburgh Steelers

1991

11	294	James Smith (UR)	DB	Houston Oilers
----	-----	------------------	----	----------------

1990

Rd.	Overall	Player (School)	Pos.	Drafted By
6	156	Mike Buck (UM)	QB	New Orleans Saints
7	183	Scott Hough (UM)	G	New Orleans Saints
9	232	Darvell Huffman (BU)	WR	Indianapolis Colts
11	293	Justin Strzelczyk (UM)	T	Pittsburgh Steelers

1989

Rd.	Overall	Player (School)	Pos.	Drafted By
7	173	Brian Jordan (UR)	DB	Buffalo Bills
7	187	Mike Graybill (BU)	T	Cleveland Browns
9	238	David Franks (UC)	G	Seattle Seahawks
10	278	Bob Jean (UNH)	QB	Cincinnati Bengals

1988

6	160	Rob Sterling (UM)	DB	Philadelphia Eagles
12	309	John Driscoll (UNH)	T	Buffalo Bills

1987

4	98	Rich Gannon (UD)	QB	New England Patriots
5	127	Ilya Jarostchuk (UNH)	LB	St. Louis Cardinals
10	278	Rafe Wilkinson (UR)	LB	Denver Broncos
12	311	Joe McGrail (UD)	DT	Buffalo Bills

1986

4	86	Bill Brooks (BU)	WR	Indianapolis Colts
5	124	Gary Walker (BU)	C	Indianapolis Colts
7	189	Bob White (URI)	T	New York Jets

1985

11	295	Paul Lewis (BU)	RB	New England Patriots
----	-----	-----------------	----	----------------------

1984

4	99	John Dorsey (UC)	LB	Green Bay Packers
---	----	------------------	----	-------------------

1983

6	158	Ken Kaplan (UNH)	T	Tampa Bay Buccaneers
9	232	Rich Pelzer (URI)	T	Philadelphia Eagles
12	316	Paul Farren (BU)	T	Cleveland Browns
12	331	Lorenzo Bouier (UM)	RB	Dallas Cowboys

1982

3	69	Steve Doig (UNH)	LB	Detroit Lions
8	205	Chris Lindstrom (BU)	DT	St. Louis Cardinals
9	229	Bob Speight (BU)	T	Los Angeles Rams
11	supp.	Chy Davidson (URI)	WR	New England Patriots

1981

11	291	Jim Jensen (BU)	QB	Miami Dolphins
----	-----	-----------------	----	----------------

1980

8	221	Ted Walton (UC)	DB	Pittsburgh Steelers
10	252	Sandro Vitiello (UMass)	K	Cincinnati Bengals
12	316	Roger Lapham (UM)	TE	Buffalo Bills

1979

7	192	Bruce Kimball (UMass)	G	Pittsburgh Steelers
---	-----	-----------------------	---	---------------------

1978

8	208	Rich Moser (URI)	RB	Pittsburgh Steelers
---	-----	------------------	----	---------------------

1977

5	134	Jeff Williams (URI)	G	Los Angeles Rams
6	146	Dave Lindstrom (BU)	DE	San Diego Chargers

1976

8	237	Ed McAleney (UMass)	DT	Pittsburgh Steelers
15	415	Dave Rozumek (UNH)	LB	Kansas City Chiefs

1975

10	244	William Cooke (UMass)	DE	Green Bay Packers
----	-----	-----------------------	----	-------------------

1974


11	272	Eric Torkelson (UC)	RB	Green Bay Packers
15	379	Peil Pennington (UMass)	QB	Denver Broncos
16	406	Sylvester McGee (URI)	RB	Atlanta Falcons
17	421	Tim Berra (UMass)	WR	Baltimore Colts

1973

13	329	Paul Metallo (UMass)	DB	Kansas City Chiefs
----	-----	----------------------	----	--------------------



1972			
Rd.	Overall	Player (School)	Pos. Drafted By
5	113	Steve Furness (URI)	DE Pittsburgh Steelers
15	368	John Hulecki (UMass)	G Pittsburgh Steelers
15	370	Harold Parmenter (UMass)	DT Denver Broncos



**STEVE FURNESS, RHODE ISLAND
PITTSBURGH STEELERS**

1971			
Rd.	Overall	Player (School)	Pos. Drafted By
4	92	Bubba Pena (UMass)	G Cleveland Browns
4	102	Vince Clements (UC)	RB Minnesota Vikings
15	365	Nick McGarry (UMass)	TE Boston Patriots

1970			
Rd.	Overall	Player (School)	Pos. Drafted By
11	281	Gene Benner (UM)	WR Cleveland Browns
16	403	Steve Parnell (UMass)	WR Atlanta Falcons

1968			
Rd.	Overall	Player (School)	Pos. Drafted By
1	11	Greg Landry (UMass)	QB Detroit Lions
12	308	Howie Small (URI)	C Minnesota Vikings
13	353	Frank Geiselman (URI)	FL Green Bay Packers
15	386	Jeff Kuhman (VER)	LB Denver Broncos

1967			
Rd.	Overall	Player (School)	Pos. Drafted By
5	113	John Huard (UM)	LB Denver Broncos
15	380	Jack Schweberger (VER)	FL New York Jets

1966			
Rd.	Overall	Player (School)	Pos. Drafted By
1		Milt Morin (UMass)	E Cleveland Browns
7		Bob Meers (UMass)	E Minnesota Vikings
15		Bob Ellis (UMass)	DE Cleveland Browns
18		Ed Toner (UMass)	T Baltimore Colts
3 (AFL)		Milt Morin (UMass)	E San Diego Chargers
3 (AFL-RS)		Ed Toner (UMass)	G Boston Patriots
10 (AFL-RS)		Bob Ellis (UMass)	HB Boston Patriots

1965			
Rd.	Overall	Player (School)	Pos. Drafted By
16		Phil Vandersea (UMass)	FB Green Bay Packers
9 (AFL)		Jerry Whelchel (UMass)	QB San Diego Chargers
9 (AFL)		Phil Vandersea (UMass)	FB Denver Broncos

1964			
Rd.	Overall	Player (School)	Pos. Drafted By
17 (AFL)		Fred Lewis (UMass)	HB Oakland Raiders

1963			
Rd.	Overall	Player (School)	Pos. Drafted By
14		Alan Arbuse (URI)	T Los Angeles Rams
4 (AFL)		John Contoulis (UC)	T New York Titans

1962			
Rd.	Overall	Player (School)	Pos. Drafted By
11		Dave Bishop (UC)	B New York Giants
16		John Contoulis (UC)	T Minnesota Vikings
18		Dave Cloutier (UM)	B Dallas Cowboys

1961			
Rd.	Overall	Player (School)	Pos. Drafted By
8		Paul Lindquist (UNH)	T Minnesota Vikings

1959			
Rd.	Overall	Player (School)	Pos. Drafted By
14		Roger Ellis (UM)	C New York Giants

1958			
Rd.	Overall	Player (School)	Pos. Drafted By
18		Lennie King (UC)	B Washington Redskins

1957			
Rd.	Overall	Player (School)	Pos. Drafted By
19		Paul Harasimowicz (VER)	T Philadelphia Eagles

1956			
Rd.	Overall	Player (School)	Pos. Drafted By
16		Thurlow Cooper (UM)	E Cleveland Browns

1955			
Rd.	Overall	Player (School)	Pos. Drafted By
13		Pat Abbruzzi (URI)	B Baltimore Colts
25		Dick Grann (URI)	T Baltimore Colts

1954			
Rd.	Overall	Player (School)	Pos. Drafted By
30		Pat Abbruzzi (URI)	B Baltimore Colts

1948			
Rd.	Overall	Player (School)	Pos. Drafted By
12		Clayton Lane (UNH)	T Pittsburgh Steelers
13		Carmen Ragonese (UNH)	B Boston Yanks
24		Bruce Mather (UNH)	B Boston Yanks
20 (AAFC)		Carmen Ragonese (UNH)	B Baltimore Colts

CAA FOOTBALL IN THE NFL DRAFT HIGHLIGHTS

(as members of the conference)

Massachusetts -- 21 - players drafted

Highest	Overall	Player (School)	Pos.	Drafted By
1	11	Greg Landry	QB	Detroit Lions
Most Recent	5	135	Khari Samuel	LB Chicago Bears

New Hampshire -- 15 - players drafted

Highest	Overall	Player (School)	Pos.	Drafted By
3	69	Steve Doig	LB	Detroit Lions
Most Recent	5	168	Corey Graham	DB Chicago Bears

Maine -- 13 - players drafted

Highest	Overall	Player (School)	Pos.	Drafted By
5	113	John Huard	LB	Denver Broncos
Most Recent	6	203	Daren Stone	DB Atlanta Falcons

Rhode Island -- 12 - players drafted

Highest	Overall	Player (School)	Pos.	Drafted By
5	113	Steve Furness	DE	Pittsburgh Steelers
Most Recent	7	189	Bob White	T New York Jets

Richmond -- 9 - players drafted

Highest	Overall	Player (School)	Pos.	Drafted By
4	113	Shawn Barber	LB	Washington Redskins
Most Recent	4	125	Arman Shields	WR Oakland Raiders
5	149	Tim Hightower	RB	Arizona Cardinals

Delaware -- 7 - players drafted

Highest/Most Recent	Overall	Player (School)	Pos.	Drafted By
1	18	Joe Flacco	QB	Baltimore Ravens

James Madison -- 5 - players drafted

Highest/Most Recent	Overall	Player (School)	Pos.	Drafted By
4	97	Curtis Keaton	RB	Cincinnati Bengals

Hofstra -- 2 - players drafted

Highest	Overall	Player (School)	Pos.	Drafted By
4	131	Willie Colon	OL	Pittsburgh Steelers
Most Recent	4	131	Willie Colon	OL Pittsburgh Steelers
7	252	Marques Colston	WR	New Orleans Saints

Northeastern -- 1 - player drafted

Highest/Most Recent	Overall	Player (School)	Pos.	Drafted By
4	121	Jerome Daniels	T	Miami Dolphins

Towson -- 1 - player drafted

Highest/Most Recent	Overall	Player (School)	Pos.	Drafted By
4	125	Jermon Bushrod	OL	New Orleans Saints

Villanova -- 2 - player drafted

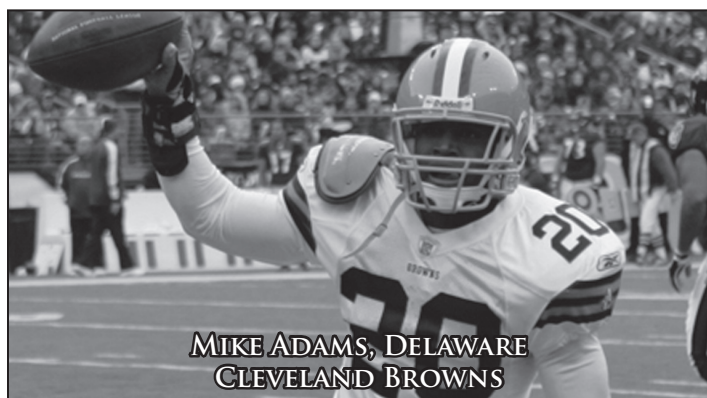
Highest	Overall	Player (School)	Pos.	Drafted By
3	91	Brian Westbrook	RB	Philadelphia Eagles
Most Recent	6	207	Matt Sherry	TE Cincinnati Bengals

William and Mary -- 1 - player drafted

Highest/Most Recent	Overall	Player (School)	Pos.	Drafted By
2	60	Darren Sharper	DB	Green Bay Packers




Since 1947, numerous conference players have graduated into the ranks of the National Football League. Listed below are players who appeared in an Atlantic 10/Yankee Conference/ CAA Football game and on an NFL active roster, practice squad, injured reserve list and physically unable to perform list between 1947-2007.



**MIKE ADAMS, DELAWARE
CLEVELAND BROWNS**

DELAWARE

Name	Years	Team(s)	NFL seasons
Mike Adams (DB)	2000-03	49ers Browns	2004-06 2007
Mike Cecere (DE)	1997-00	Jets	2001
Rich Gannon (QB)	1986	Vikings Redskins Chiefs	1987-92 1993 1995-98
Jamin Elliott (WR)	1998-01	Raiders Bears Patriots	1999-04 2002 2003
Tim Jacobs (CB)	1989-92	Bears Falcons Browns	2004 2007 1993-95
Joe McGrail (DT)	1986	Dolphins	1996
Jeff Modesitt (TE)	1986	Bills	1987
Ben Patrick (TE)	2006	Buccaneers	1987
		Cardinals	2007



**MARQUES COLSTON, HOFSTRA
NEW ORLEANS SAINTS**

HOFSTRA

Name	Years	Team(s)	NFL seasons
Charlie Adams (WR)	1998-01	Broncos	2003-05
Stephen Bowen (DL)	2002-05	Cowboys	2006-07
Ricky Bryant (WR)	2002-03	Chargers	2006
Willie Colon (OL)	2002-05	Steelers	2006-07
Marques Colston (WR)	2001-05	Saints	2006-07
Devale Ellis (WR)	2002-05	Lions	2006-07
Lance Schulters (DB)	1996-97	Dolphins	2007
Shaine Smith (WR)	2005-06	Jets	2007
Renauld Williams (LB)	2001-03	Dolphins 49ers	2004 2005

JAMES MADISON

Name	Years	Team(s)	NFL seasons
Alvin Banks (RB)	2003-06	Jets	2007
Macey Brooks (WR)	1993-96	Bears	1999
Dion Foxx (LB)	1993	Dolphins Redskins	1994-95 1995
Akeem Jordan (LB)	2003-06	Eagles	2007
Delvin Joyce (KR/PR)	1997-00	Giants	2002-04
Curtis Keaton (RB)	1998-99	Bengals Saints	2000-01 2002
Ed Perry (TE)	1993-96	Dolphins Chiefs	1997-04 2005

MAINE

Name	Years	Team(s)	NFL seasons
Mike Buck (QB)	1986-89	Saints	1991-93
Stephen Cooper (LB)	1999-02	Cardinals	1995
Thurlow Cooper (OL)	1954-56	Chargers	2003-07
Mike DeVito (DL)	2003-06	Titans (AFL)	1960-62
Roger Ellis (C/LB)	1956-58	Jets	2007
Mike Flynn (OG)	1993-96	Titans/Jets (AFL)	1960-63
Dan Jones (OL)	1989-92	Ravens	1998-07
Chris Keating (LB)	1976-78	Bengals Bills	1993-95 1979-84
Phil McGeoghan (WR)	1998-00	Redskins	1985
Brandon McGowan (DB)	2001-04	Broncos	2001
Montell Owens (RB)	2002-05	Bears	2005-07
Daren Stone (DB)	2003-06	Jaguars	2006-07
Justin Strzelczyk (OL)	1986-89	Falcons	2007
Manch Wheeler (QB)	1959-61	Steelers	1990-98
		Bills (AFL)	1962

MASSACHUSETTS

Name	Years	Team(s)	NFL seasons
Kole Ayi (LB)	1997-00	Patriots	2001
Steve Baylark (RB)	2003-06	Rams	2001-02
Tim Berra (WR)	1971-73	Cardinals	2007
Kory Blackwell (DB)	1994-96	Colts	1974
Jeremy Cain (LB)	2000-03	Giants	1998
Bill Cooke (T/DL)	1973-74	Bears	2004-05
Mike Dwyer (DT)	1984-85	Titans	2007
James Ihedigbo (DB)	2003-06	Packers	1975
Bruce Kimball (OG)	1976-78	49ers	1976-77
Mike Buck (QB)	1986-89	Seahawks	1978-79
Greg Landry (QB)	1965-67	Lions	1978
Brandon London (WR)	2003-06	Cowboys	1987
John McCormick (QB)	1959-61	Jets	2007
Joe McLaughlin (LB)	1976-78	Giants	1982
Milt Morin (TE)	1963-65	Redskins	1983-84
Bubba Pena (OG)	1969-70	Saints	1991-93
Khari Samuel (LB)	1995-98	Lions	1968-78
Steve Schubert (WR)	1970-72	Colts	1979-81
Marcel Shipp (RB)	1998-01	Bears	1984
Terry Swanson (P)	1963-65	Giants	2007
Ed Toner (DT/LB)	1965-66	Vikings	1962
Phil Vandersea (TE/LB)	1963, 65	Broncos (AFL)	1963-68
Sandro Vitiello (PK)	1978-79	Packers	1979
		Giants	1980-84
		Browns	1966-75
		Browns	1972
		Bears	1999-02
		Patriots	1974
		Bears	1975-79
		Cardinals	2001-07
		Patriots (AFL)	1967-68
		Bengals (AFL)	1969
		Patriots (AFL)	1967-69
		Packers	1966, 1968-69
		Saints	1967
		Bengals	1980



NEW HAMPSHIRE

Name	Years	Team(s)	NFL seasons
Jerry Azumah (RB)	1995-98	Bears	1999-05
David Ball (WR)	2003-06	Jets	2007
Jason Ball (OL)	1998-01	Chargers	2002-03
Aaron Brown (WR)	2003-06	Saints	2007
Scott Curtis (LB)	1984-87	Eagles	1988
		Broncos	1989-90
Steve Doig (LB)	1978-81	Lions	1982-84
		Patriots	1986-87
Paul DuFault (C)	1982-85	Raiders	1987
Dwayne Gordon (LB)	1989-92	Falcons	1993-94
		Chargers	1995-96
		Jets	1997-99
Corey Graham (DB)	2003-07	Bears	2007
Bruce Huther (LB)	1973-76	Cowboys	1977-80, 1983
		Browns	1981
		Bears	1982
Ilia Jarostchuk (LB)	1983-86	Cardinals	1987, 1989
		Dolphins	1988
		Patriots	1990
Ken Kaplan (OL)	1978-82	Buccaneers	1984-85
		Saints	1987
Dan Kreider (FB)	1996-99	Steelers	2000-07
Clayton Lane (T)	1947	Yankees (AFC)	1948
Paul Lindquist (DT)	1958-61	Patriots (AFL)	1961
Dave Rozumek (LB)	1972-75	Chiefs	1976-79
Dwayne Sabb (LB)	1988-91	Patriots	1992-96
Randall Williams (WR)	1999-00	Jaguars	2001
		Cowboys	2001-04
		Raiders	2005-06

NORTHEASTERN

Jerome Daniels (OL)	1994-96	Cardinals	1998
Andre Dixon (CB)	1995-98	Lions	1999
Liam Ezekiel (LB)	2001-04	Bills	2005
Ryan Gibbons (OL)	2002-05	Bears	2007
Josh Heinrich (DL)	1991-94	Raiders	2000-01
		Panthers	2002

RHODE ISLAND

Lou D'Agostino (FB)	1993-95	Jets	1996
Chy Davidson (WR)	1978-79	Jets	1981-82
Tony DeLuca (DT)	1980-83	Packers	1984
		Bills	1987
Frank Ferrara (DL)	1994-98	Giants	2001-03
		Eagles	2003
Steve Furness (DL)	1969-71	Steelers	1972-80
		Lions	1981
Sylvester McGee (RB)	1971-73	Falcons	1974
Rick Moser (RB)	1975-77	Steelers	1978-82
		Dolphins	1980
		Chiefs	1981
		Buccaneers	1982
Dameon Reilly (WR)	1983-85	Dolphins	1987
Kevin Smith (DB)	1987-90	Steelers	1991
Bob White (OL)	1982-85	Cowboys	1987-89
Jeff Williams (OL)	1973-76	Rams	1977
		Redskins	1978-80
		Chargers	1981
		Bears	1982
Ray Williams (DB)	1983-86	Steelers	1987
Fearon Wright (DL)	1999-00	Vikings	2001

RICHMOND

Shawn Barber (LB)	1994-97	Redskins	1998-01
		Eagles	2002, 2006
		Chiefs	2003-05
		Texans	2007
Bob Bleier (QB)	1986	Patriots	1987
Marvin Hargrove (WR)	1986-89	Eagles	1990
Brian Jordan (DB)	1986-87	Falcons	1989-91
Matt Joyce (OL)	1990-93	Seahawks	1995
		Cardinals	1996-00
		Lions	2001-04
Paris Lenon (LB)	1995-99	Packers	2002-05
		Lions	2006-07
Matt Snider (RB)	1994-98	Packers	1999
Stacy Tutt (RB)	2001-05	Jets	2006-07

TOWSON

Name	Years	Team(s)	NFL seasons
Jermon Bushrod (OL)	2003-06	Saints	2007

VILLANOVA

Terry Butler (RB)	2001-04	Jets	2005
Brian Finneran (WR)	1994-97	Eagles	1999
		Falcons	2000-07
Christian Gaddis (OL)	2003-06	Bills	2007
Willie Oshodin (DE)	1989-91	Broncos	1992-95
Raymond Ventrone (DB)	2001-04	Patriots	2007
Brian Westbrook (RB)	1997-01	Eagles	2002-07



**BRIAN WESTBROOK, VILLANOVA
PHILADELPHIA EAGLES**

WILLIAM AND MARY

Mike Leach (TE)	1998-99	Titans	2000-01
		Broncos	2002-07
Darren Sharper (DB)	1993-96	Packers	1997-04
		Vikings	2005-07
Dominique Thompson (WR)	2001-04	Rams	2005-07
Jude Waddy (LB)	1994-97	Packers	1998-99
		Buccaneers	2000

CAA FOOTBALL 2008 INCOMING NFL CLASS

(conference players drafted or signed free agents following the 2007 collegiate season)

Delaware			
Mike Byrne (OL)	2004-07	Dolphins	2008
Omar Cuff (RB)	2004-07	Titans	2008
*Joe Flacco (QB)	2006-07	Ravens	2008
Hofstra			
Kyle Arrington (DB)	2004-07	Eagles	2008
Shawn McMackin (OL)	2004-07	Jets	2008
Stephen Tate (DB)	2004-07	Redskins	2008
Maine			
Anthony Cotrone (RB)	2004-07	Jaguars	2008
Matt Mulligan (TE)	2005-07	Dolphins	2008
Massachusetts			
Breyone Evans (RB)	2007	Panthers	2008
Matt Lawrence (RB)	2006-07	Jets	2008
Brad Listorti (TE)	2006-07	Falcons	2008
Richmond			
*Tim Hightower (RB)	2004-07	Cardinals	2008
*Arman Shields (WR)	2004-07	Raiders	2008
Villanova			
*Matt Sherry (TE)	2004-07	Bengals	2008
William and Mary			
Drew Atchison (TE)	2005-07	Cowboys	2008
Mike Potts (QB)	2004-07	Steelers	2008

* - selected in the 2008 NFL Draft. Refer to pages 136-137 for details.



For more information regarding the CAA Football style guide and the corresponding schools' usage, please contact the CAA Football Director of Communications and the Colonial Athletic Association Communications department at 804.754.1616 or email the communications staff.



SCOTT MEYER
 Director of Football Communications
 804-754-1616 x20 -- office
 804-922-7236 -- cell
 804-754-1830 -- fax
 smeyer@caasports.com



ROB WASHBURN
 Associate Commissioner,
 Communications
 804-754-1616 x19 -- office
 804-754-1830 -- fax
 rwashburn@caasports.com



NIKI DESANTIS
 Director of Communications
 804-754-1616 x30 -- office
 804-754-1830 -- fax
 ndesantis@caasports.com

CORRECT "CAA FOOTBALL" MARKINGS

INCORRECT "CAA FOOTBALL" MARKINGS



OFFICIAL INSTITUTION NAME "NICKNAME"	PREFERRED ATHLETICS REFERENCE	UNACCEPTABLE USAGES	PMS COLORS
University of Delaware "Blue Hens"	Delaware, UD	UDel	287 Blue, 109 Gold
Hofstra University "Pride"	Hofstra	Flying Dutchmen	072 Blue, 012 Yellow
James Madison University "Dukes"	JMU, James Madison	Madison	2865 Purple, 1245 Gold 871 Metallic Gold
University of Maine "Black Bears"	Maine	Bears	289 Dark Blue 292 Light Blue
University of Massachusetts "Minutemen"	UMass, Massachusetts	Mass, U of M	506 Maroon, Cool Gray 3 White
University of New Hampshire "Wildcats"	New Hampshire, UNH	---	280 Blue, Cool Gray 4 White
Northeastern University "Huskies"	Northeastern	NEU	186CV Red, Black
University of Rhode Island "Rams"	Rhode Island, URI	---	292 Light Blue 280 Dark Blue
University of Richmond "Spiders"	Richmond, UR	U of R	200 Red, 289 Blue
Towson University "Tigers"	Towson	Towson State, Townson	1235 Gold, Black, White
Villanova University "Wildcats"	Villanova, VU	'Nova	281 Dark Blue 298 Light Blue
College of William and Mary "Tribe"	William and Mary, W&M	---	343 Green, 109 Yellow, 871 Metallic Gold
CAA Football	CAA Football	Colonial	281 Blue, 465 Gold




For more information regarding the CAA Football style guide and the corresponding schools' usage, please contact the CAA Football Director of Communications and the Colonial Athletic Association Communications department at 804.754.1616 or email the communications staff.

Logo Usage: Below (broken up by division) are the primary logos and helmet illustrations for CAA Football and each of its schools which should be used for publication.

CAA FOOTBALL -- NORTH DIVISION

HOFSTRA "PRIDE"



MAINE "BLACK BEARS"



MASSACHUSETTS "MINUTEMEN"



NEW HAMPSHIRE "WILDCATS"



NORTHEASTERN "HUSKIES"



RHODE ISLAND "RAMS"



CAA FOOTBALL -- SOUTH DIVISION

DELAWARE "BLUE HENS"



JAMES MADISON "DUKES"



RICHMOND "SPIDERS"



TOWSON "TIGERS"



VILLANOVA "WILDCATS"



WILLIAM AND MARY "TRIBE"





CAA FOOTBALL ON THE WEB CAASPORTS.COM

CAASports.com features the latest news and stories on all of the happenings around the conference, including the 12 football schools. Standings along with team-by-team and composite results are updated after each game. National polls, weekly award winners and team notebooks are updated each Monday.

The site also contains schedules, championship information, television listings, past conference records and much more. Be sure to check out the new CAA Media Center for video and audio highlights of action from around the league.



WEEKLY RELEASE & STATISTICS

Media can access Adobe Acrobat PDF files of the complete weekly release, including conference and team-by-team statistics, by logging on to www.CAASports.com. Weekly releases will also be sent via email to a number of accredited media outlets around the league. Media members should contact Scott Meyer (804-754-1616 x20) at the CAA office to be added to the CAA Football email list.

WEEKLY MEDIA TELECONFERENCE

The CAA Football coaches will hold a weekly teleconference for the media beginning Monday, Aug. 25. The call will take place each Monday throughout the entire 2008 season. The scheduled calls will come to an end when the final CAA Football squad loses in the 2008 NCAA Division I National Championships. Coaches will only participate in the postseason calls if their teams are still alive in Championship play.

The teleconference will open with the release of the selected player of the week winners, a recap of the weekend and a preview of the following week. CAA Football coaches will be available to answer questions beginning at 10:10 a.m. The weekly lineup is listed below. The phone number to take part in the call is 888-289-3996. Members of the media should contact Scott Meyer (804-754-1616 x20) at the CAA office for the password to access the call. Comments from the call will also be available on the web at www.CAASports.com each Monday after 1 p.m.

10:00 a.m. ___ CAA Football Update	11:10 a.m. ___ Don Brown, UMass
10:10 a.m. ___ Mike London, UR	11:20 a.m. ___ Darren Rizzi, URI
10:20 a.m. ___ Jimmie Laycock, WM	11:30 a.m. ___ K.C. Keeler, UD
10:30 a.m. ___ Andy Talley, VU	11:40 a.m. ___ Sean McDonnell, UNH
10:40 a.m. ___ Rocky Hager, NU	11:50 a.m. ___ Dave Cohen, HOF
10:50 a.m. ___ Mickey Matthews, JMU	12:00 p.m. ___ Gordy Combs, TU
11:00 a.m. ___ Jack Cosgrove, UM	

WEEKLY AWARDS

CAA Football names Offensive, Defensive, Rookie and Special Teams Players of the Week each Monday morning during the season. Winners, announced at the beginning of the weekly teleconference, are chosen from nominations provided by CAA Football sports information directors. The information will also be available from the CAA Football office via release as well as on the league's website.

ANNUAL AWARDS

All-CAA Football First, Second and Third Teams, Players of the Year on offense, defense and special teams, Rookies of the Year on offense and defense and Coach of the Year are selected by a vote of the league's 12 head coaches at the conclusion of the regular season. The awards will be announced by the CAA Football office via release as well as on the league's website, Nov. 24, 2008.

CAA FOOTBALL COMMUNICATIONS


For additional information regarding CAA Football, please contact Director of Football Communications Scott Meyer:



8625 Patterson Avenue
Richmond, VA 23229
804-754-1616 x20 -- office
804-922-7236 -- cell
804-754-1830 -- fax
smeyer@caasports.com
www.CAASports.com



2008 CAA FOOTBALL MEDIA GUIDE ON THE COVERS



Front Cover

Clockwise (top left): Hofstra's Anthony Nelson, Rhode Island's Joe Casey, Richmond's Justin Rogers, Maine's Jovan Belcher, Delaware's Matt Marcocelle, William and Mary's Jake Phillips, James Madison's Rodney Landers, Towson's Drew Mack, Villanova's Tim Kukucka, Northeastern's Brian Mandeville, Massachusetts' Liam Coen and New Hampshire's Scott Sisko.



Inside Back Cover

Top Row (L-R): Massachusetts' James Ihedigbo, New Hampshire's Dan Kreider, William and Mary's Mike Leach, Villanova's Brian Westbrook, Maine's Daren Stone, Delaware's Mike Adams, Massachusetts' Marcel Shipp, Richmond's Stacy Tutt and Maine's Brandon McGowan. **Second Row:** Richmond's Paris Lenon, William and Mary's Dominique Thompson, Delaware's Jamin Elliott, Massachusetts' Jeremy Cain and Villanova's Brian Finneran. **Fourth Row:** Hofstra's Stephen Bowen, Villanova's Raymond Ventrone, Maine's Stephen Cooper and Hofstra's Marques Colston. **Fifth Row:** Hofstra's Devalle Ellis, New Hampshire's Corey Graham, James Madison's Akeem Jordan, Richmond's Shawn Barber, Massachusetts' Steve Baylark and Maine's Mike DeVito. **Bottom Row:** Maine's Montell Owens, Maine's Mike Flynn, William and Mary's Mike Tomlin (Pittsburgh Steelers' Head Coach), Towson's Jermon Bushrod and Villanova's Christian Gaddis. **Not pictured, but part of the 39 CAA Football alums in the NFL:** New Hampshire's David Ball, James Madison's Alvin Banks, New Hampshire's Aaron Brown, Northeastern's Ryan Gibbons, Massachusetts' Brandon London, Maine's Kevin McMahan, Hofstra's Lance Schulters and Hofstra's Shaine Smith.



CAA FOOTBALL

8625 Patterson Avenue - Richmond, Virginia 23229 - 804-754-1616 - www.CAASports.com
Director of Football Communications, Scott Meyer - smeyer@caasports.com - 804-922-7236 (cell)



DELAWARE

114 Bob Carpenter Center
631 South College Avenue
University of Delaware
Newark, DE 19716

Football Contact
Scott Selheimer
302-831-8007 - office
302-831-8653 - fax
selheime@udel.edu
www.udel.edu/sportsinfo
Pressbox - 302-831-6199



HOFSTRA

240 Hofstra University
Swim Center Room 262
Hempstead, NY 11549

Football Contact
Jim Sheehan
516-463-6764 - office
516-463-5033 - fax
jim.b.sheehan@hofstra.edu
www.hofstra.edu/athletics
Pressbox - 516-463-5274



**JAMES
MADISON**

Sports Media Relations
James Madison University
Harrisonburg, VA 22807

Football Contact
Gary Michael
540-568-1762 - office
540-568-3703 - fax
michaegl@jmu.edu
www.jmusports.com
Pressbox - 540-568-6521



MAINE

Athletic Media Relations
5747 Memorial Gymnasium
Orono, ME 04469

Football Contact
Doug DeBiase
207-581-3596 - office
207-581-3297 - fax
doug.debiase@umit.maine.edu
www.goblackbears.com
Pressbox - 207-581-1049



MASSACHUSETTS

Media Relations
250 Boyden Building
Amherst, MA 01003

Football Contact
Jason Yellin
413-577-3061 - office
413-545-1556 - fax
jyellin@admin.umass.edu
www.umassathletics.com
Pressbox - 413-545-3550



**NEW
HAMPSHIRE**

145 Main Street
151 Field House
Durham, NH 03824

Football Contact
Scott Stapin
603-862-3906 - office
603-862-3839 - fax
smstapin@cisunix.unh.edu
www.unhwildcats.com
Pressbox - 603-862-2585



NORTHEASTERN

Sports Information
360 Huntington Avenue
Boston, MA 02115

Football Contact
Jack Grinold
617-373-2691 - office
617-373-3152 - fax
chen@gonu.com -- Tom Chen
www.gonu.com
Pressbox - 617-566-5956



RHODE ISLAND

Three Keaney Road
Suite One
Kingston, RI 02881

Football Contact
Pete DiVito
401-874-2409 - office
401-874-5354 - fax
pdivito@uri.edu
www.gorhody.com
Pressbox - 401-874-4616



RICHMOND

Athletic Public Relations
219 Robins Center
University of Richmond, VA
23173

Football Contact
Mike DeGeorge
804-287-6313 - office
804-289-8820 - fax
mdegeorg@richmond.edu
www.richmondspiders.com
Pressbox - 804-355-6110



TOWSON

Athletic Media Relations
8000 York Road
Towson, MD 21252

Football Contact
Dan O'Connell
410-704-3102 - office
410-704-3861 - fax
doconnell@towson.edu
www.towsontigers.com
Pressbox - 410-704-3102



VILLANOVA

Jake Nevin Field House
800 Lancaster Avenue
Villanova, PA 19085

Football Contact
Dean Kenefick
610-519-6514 - office
610-519-7323 - fax
dean.kenefick@villanova.edu
www.villanova.com
Pressbox - 610-519-5290



**WILLIAM
AND MARY**

William and Mary
Sports Information
751 Ukrop Way
Williamsburg, VA 23185

Football Contact
Pete Clawson
757-221-3369 - office
757-221-3412 - fax
pmclaw@wm.edu
www.tribeathletics.com
Pressbox - 757-221-3414





THURSDAY, AUGUST 28

Northeastern at Ball State _____ 7:00 p.m.
 Hofstra at Connecticut _____ TBA

SATURDAY, AUGUST 30

Monmouth at Rhode Island _____ 1:00 p.m.
 Towson at Navy [CBS-CS] _____ 3:30 p.m.
 Delaware at Maryland [ESPNU] _____ 3:45 p.m.
 Albany at Massachusetts _____ 6:00 p.m.
 James Madison at Duke _____ 7:00 p.m.
 Richmond at Elon _____ 7:00 p.m.
 Maine at Iowa _____ TBA
 Villanova at West Virginia _____ TBA

SATURDAY, SEPTEMBER 6

Maine at Monmouth _____ 1:00 p.m.
 Massachusetts at Holy Cross _____ 1:00 p.m.
 Richmond at Virginia [ESPNU] _____ 3:45 p.m.
 North Carolina Central at James Madison _____ 6:00 p.m.
 Rhode Island at Fordham _____ 6:00 p.m.
 Morgan State at Towson _____ 6:00 p.m.
 William and Mary at NC State _____ 6:00 p.m.
 New Hampshire at Army _____ TBA

SATURDAY, SEPTEMBER 13

*New Hampshire at Rhode Island [CN8] _____ 12:00 p.m.
 *Towson at Richmond _____ 3:00 p.m.
 *Massachusetts at James Madison [CN8] _____ 3:30 p.m.
 Lehigh at Villanova _____ 1:00 p.m.
 West Chester at Delaware _____ 6:00 p.m.
 Stony Brook at Maine _____ 6:00 p.m.
 Northeastern at Georgia Southern _____ 6:00 p.m.
 Albany at Hofstra _____ 7:00 p.m.
 VMI at William and Mary _____ 7:00 p.m.

SATURDAY, SEPTEMBER 20

*Rhode Island at Hofstra _____ 1:00 p.m.
 *Maine at Richmond _____ 3:00 p.m.
 Albany at New Hampshire _____ 12:00 p.m.
 Delaware at Furman _____ 2:00 p.m.
 Villanova at Penn [CN8] _____ 3:30 p.m.
 Appalachian State at James Madison [CN8] _____ 7:00 p.m.
 Massachusetts at Texas Tech _____ 7:00 p.m.
 Towson at Coastal Carolina _____ 7:00 p.m.
 Norfolk State at William and Mary _____ 7:00 p.m.
 Northeastern at Syracuse _____ TBA

SATURDAY, SEPTEMBER 27

*Richmond at Villanova [CN8] _____ 3:30 p.m.
 *James Madison at Maine _____ 6:00 p.m.
 New Hampshire at Dartmouth _____ 12:30 p.m.
 UC Davis at Northeastern _____ 1:00 p.m.
 Columbia at Towson _____ 3:00 p.m.
 Albany at Delaware _____ 6:00 p.m.
 Hofstra at Stony Brook _____ 6:00 p.m.
 Rhode Island at Boston College _____ TBA

SATURDAY, OCTOBER 4

*Northeastern at Towson [CSN] _____ 12:00 p.m.
 *Villanova at William and Mary _____ 1:00 p.m.
 *Hofstra at James Madison _____ 1:30 p.m.
 *Delaware at Massachusetts [CN8] _____ 3:30 p.m.
 Brown at Rhode Island _____ 1:00 p.m.
 Richmond at VMI _____ 1:30 p.m.

SATURDAY, OCTOBER 11

*William and Mary at New Hampshire _____ 12:00 p.m.
 *James Madison at Richmond [CSN] _____ 12:00 p.m.
 *Massachusetts at Northeastern _____ 1:00 p.m.
 *Rhode Island at Towson _____ 3:00 p.m.
 *Maine at Delaware [CN8] _____ 6:00 p.m.
 Hofstra at Bucknell _____ 1:00 p.m.

SATURDAY, OCTOBER 18

*William and Mary at Delaware _____ 12:00 p.m.
 *New Hampshire at Northeastern [CSN] _____ 12:00 p.m.
 *Villanova at Rhode Island _____ 12:00 p.m.
 *Hofstra at Maine _____ 3:00 p.m.
 *Richmond at Massachusetts [CN8] _____ 3:30 p.m.

SATURDAY, OCTOBER 25

*Northeastern at Maine _____ 12:00 p.m.
 *Towson at New Hampshire [CSN] _____ 12:00 p.m.
 *Rhode Island at William and Mary _____ 1:00 p.m.
 *Delaware at Hofstra _____ 3:00 p.m.
 *James Madison at Villanova [CN8] _____ 3:30 p.m.
 Bryant at Massachusetts _____ 1:00 p.m.
 Georgetown at Richmond _____ 3:00 p.m.

SATURDAY, NOVEMBER 1

*Hofstra at New Hampshire _____ 12:00 p.m.
 *Massachusetts at Rhode Island _____ 12:00 p.m.
 *William and Mary at Towson [CSN] _____ 12:00 p.m.
 *Villanova at Northeastern _____ 1:00 p.m.
 *Delaware at James Madison [CN8] _____ 3:30 p.m.
 Iona at Maine _____ 12:00 p.m.

SATURDAY, NOVEMBER 8

*Towson at Delaware _____ 12:00 p.m.
 *Maine at Massachusetts [CSN] _____ 12:00 p.m.
 *Richmond at Hofstra _____ 1:00 p.m.
 *New Hampshire at Villanova [CN8] _____ 3:30 p.m.
 *Northeastern at William and Mary _____ 7:00 p.m.

SATURDAY, NOVEMBER 15

*Maine at Rhode Island _____ 12:00 p.m.
 *Massachusetts at New Hampshire [CSN] _____ 12:00 p.m.
 *Northeastern at Hofstra _____ 1:00 p.m.
 *Towson at Villanova _____ 1:00 p.m.
 *Delaware at Richmond [CN8] _____ 3:30 p.m.
 *William and Mary at James Madison _____ 6:00 p.m.

SATURDAY, NOVEMBER 22

*New Hampshire at Maine _____ 12:00 p.m.
 *Richmond at William and Mary [CSN] _____ 12:00 p.m.
 *Rhode Island at Northeastern _____ 1:00 p.m.
 *James Madison at Towson _____ 1:00 p.m.
 *Villanova at Delaware [CN8] _____ 2:30 p.m.
 *Hofstra at Massachusetts [CN8] _____ 2:30 p.m.

SATURDAY, NOVEMBER 29

NCAA Division I Football Championship _____ First Round

SATURDAY, DECEMBER 6

NCAA Division I Football Championship _____ Quarterfinals

FRIDAY & SATURDAY, DECEMBER 12 & 13

NCAA Division I Football Championship _____ Semifinals

FRIDAY, DECEMBER 19

NCAA Division I Football Championship _____ Title Game
 (Finley Stadium/Davenport Field; Chattanooga, Tenn.)

LEGEND

CN8 _____ CN8, The Comcast Network
 CSN _____ Comcast SportsNet - Mid-Atlantic/New England
 ESPNU _____ ESPNU
 CBS-CS _____ CBS - College Sports Television



CAA
FOOTBALL

SUNDAY PLAYERS

CAA FOOTBALL BOASTED 39
NFL PLAYERS AND ONE NFL
HEAD COACH IN 2007

2008 CAA FOOTBALL SCHEDULE

NORTH DIVISION

SOUTH DIVISION



CAA FOOTBALL	HOFSTRA	MAINE	MASSACHUSETTS	NEW HAMPSHIRE	NORTHEASTERN	RHODE ISLAND	DELAWARE	JAMES MADISON	RICHMOND	TOWSON	VILLANOVA	WILLIAM AND MARY
AUG. 28/30	28TH - AT CONNECTICUT TBA	AT IOWA TBA	ALBANY 6:00 PM		28TH - AT BALL STATE 7:00 PM	MONMOUTH 1:00 PM	AT MARYLAND 3:45 PM	AT DUKE 7:00 PM	AT ELON 7:00 PM	AT NAVY 3:30 PM	AT WEST VIRGINIA TBA	
SEPT. 6		AT MONMOUTH 1:00 PM	AT HOLY CROSS 1:00 PM	AT ARMY TBA		AT FORDHAM 6:00 PM		NC CENTRAL 6:00 PM	AT VIRGINIA 3:45 PM	MORGAN STATE 6:00 PM		AT NC STATE 6:00 PM
SEPT. 13	ALBANY 7:00 PM	STONY BROOK 6:00 PM	AT JAMES MADISON 3:30 PM <small>CBS SPORTS</small>	AT RHODE ISLAND 12:00 PM <small>CBS SPORTS</small>	AT GEORGIA SOUTHERN 6:00 PM	NEW HAMPSHIRE 12:00 PM <small>CBS SPORTS</small>	WEST CHESTER 6:00 PM	MASSACHUSETTS 3:30 PM <small>CBS SPORTS</small>	TOWSON 3:00 PM	AT RICHMOND 3:00 PM	LEHIGH 1:00 PM	VMI 7:00 PM
SEPT. 20	RHODE ISLAND 1:00 PM	AT RICHMOND 3:00 PM	AT TEXAS TECH 7:00 PM	ALBANY 12:00 PM	AT SYRACUSE TBA	AT HOFSTRA 1:00 PM	AT FURMAN 2:00 PM	APPALACHIAN STATE 7:00 PM <small>CBS SPORTS</small>	MAINE 3:00 PM	AT COASTAL CAROLINA 7:00 PM	AT PENN 3:30 PM <small>CBS SPORTS</small>	NORFOLK STATE 7:00 PM
SEPT. 27	AT STONY BROOK 6:00 PM	JAMES MADISON 6:00 PM		AT DARTMOUTH 12:30 PM	UC DAVIS 1:00 PM	AT BOSTON COLLEGE TBA	ALBANY 6:00 PM	AT MAINE 6:00 PM	AT VILLANOVA 3:30 PM <small>CBS SPORTS</small>	COLUMBIA 3:00 PM	RICHMOND 3:30 PM <small>CBS SPORTS</small>	
OCT. 4	AT JAMES MADISON 1:30 PM		DELAWARE 3:30 PM <small>CBS SPORTS</small>		AT TOWSON 12:00 PM	BROWN 1:00 PM	AT MASSACHUSETTS 3:30 PM <small>CBS SPORTS</small>	HOFSTRA 1:30 PM	AT VMI 1:30 PM	NORTHEASTERN 12:00 PM	AT WILLIAM AND MARY 1:00 PM	VILLANOVA 1:00 PM
OCT. 11	AT BUCKNELL 1:00 PM	AT DELAWARE 6:00 PM <small>CBS SPORTS</small>	AT NORTHEASTERN 1:00 PM	WILLIAM AND MARY 12:00 PM	MASSACHUSETTS 1:00 PM	AT TOWSON 3:00 PM	MAINE 6:00 PM <small>CBS SPORTS</small>	AT RICHMOND 12:00 PM	JAMES MADISON 12:00 PM	RHODE ISLAND 3:00 PM		AT NEW HAMPSHIRE 12:00 PM
OCT. 18	AT MAINE 3:00 PM	HOFSTRA 3:00 PM	RICHMOND 3:30 PM <small>CBS SPORTS</small>	AT NORTHEASTERN 12:00 PM <small>CBS SPORTS</small>	NEW HAMPSHIRE 12:00 PM <small>CBS SPORTS</small>	VILLANOVA 12:00 PM	WILLIAM AND MARY 12:00 PM		AT MASSACHUSETTS 3:30 PM <small>CBS SPORTS</small>		AT RHODE ISLAND 12:00 PM	AT DELAWARE 12:00 PM
OCT. 25	DELAWARE 3:00 PM	NORTHEASTERN 12:00 PM	BRYANT 1:00 PM	TOWSON 12:00 PM <small>CBS SPORTS</small>	AT MAINE 12:00 PM	AT WILLIAM AND MARY 1:00 PM	AT HOFSTRA 3:00 PM	AT VILLANOVA 3:30 PM <small>CBS SPORTS</small>	GEORGETOWN 3:00 PM	AT NEW HAMPSHIRE 12:00 PM <small>CBS SPORTS</small>	JAMES MADISON 3:30 PM <small>CBS SPORTS</small>	RHODE ISLAND 1:00 PM
NOV. 1	AT NEW HAMPSHIRE 12:00 PM	IONA 12:00 PM	AT RHODE ISLAND 12:00 PM	HOFSTRA 12:00 PM	VILLANOVA 1:00 PM	MASSACHUSETTS 12:00 PM	AT JAMES MADISON 3:30 PM <small>CBS SPORTS</small>	DELAWARE 3:30 PM <small>CBS SPORTS</small>		WILLIAM AND MARY 12:00 PM <small>CBS SPORTS</small>	AT NORTHEASTERN 1:00 PM	AT TOWSON 12:00 PM <small>CBS SPORTS</small>
NOV. 8	RICHMOND 1:00 PM	AT MASSACHUSETTS 12:00 PM <small>CBS SPORTS</small>	MAINE 12:00 PM <small>CBS SPORTS</small>	AT VILLANOVA 3:30 PM <small>CBS SPORTS</small>	AT WILLIAM AND MARY 7:00 PM		TOWSON 12:00 PM		AT HOFSTRA 1:00 PM	AT DELAWARE 12:00 PM	NEW HAMPSHIRE 3:30 PM <small>CBS SPORTS</small>	NORTHEASTERN 7:00 PM
NOV. 15	NORTHEASTERN 1:00 PM	AT RHODE ISLAND 12:00 PM	AT NEW HAMPSHIRE 12:00 PM <small>CBS SPORTS</small>	MASSACHUSETTS 12:00 PM <small>CBS SPORTS</small>	AT HOFSTRA 1:00 PM	MAINE 12:00 PM	AT RICHMOND 3:30 PM <small>CBS SPORTS</small>	WILLIAM AND MARY 6:00 PM	DELAWARE 3:30 PM <small>CBS SPORTS</small>	AT VILLANOVA 1:00 PM	TOWSON 1:00 PM	AT JAMES MADISON 6:00 PM
NOV. 22	AT MASSACHUSETTS 2:30 PM <small>CBS SPORTS</small>	NEW HAMPSHIRE 12:00 PM	HOFSTRA 2:30 PM <small>CBS SPORTS</small>	AT MAINE 12:00 PM	RHODE ISLAND 1:00 PM	AT NORTHEASTERN 1:00 PM	VILLANOVA 2:30 PM <small>CBS SPORTS</small>	AT TOWSON 1:00 PM	AT WILLIAM AND MARY 12:00 PM <small>CBS SPORTS</small>	JAMES MADISON 1:00 PM	AT DELAWARE 2:30 PM <small>CBS SPORTS</small>	RICHMOND 12:00 PM <small>CBS SPORTS</small>

CAA Football games shaded in blue | All Times Eastern | Schedule Dates, Times and Broadcasts subject to change