

SCOTT SICKO  
NEW HAMPSHIRE  
2007 ALL-AMERICAN

JUSTIN ROGERS  
RICHMOND  
2007 ALL-AMERICAN

JON STRIEFSKY  
DELAWARE  
2007 ALL-AMERICAN

# BACK FOR MORE

JOVAN BELCHER  
MAINE  
2007 ALL-AMERICAN

MATT MCCRACKEN  
RICHMOND  
2007 ALL-AMERICAN

MATT MARCORELLE  
DELAWARE  
2007 ALL-AMERICAN

JOE CASEY  
RHODE ISLAND  
2007 ALL-AMERICAN



## 2008 CAA FOOTBALL PREVIEW

WWW.CAASPORTS.COM

# 08 SCHEDULE

# CAA FOOTBALL



## THURSDAY, AUGUST 28

Northeastern at Ball State  
Hofstra at Connecticut

## SATURDAY, AUGUST 30

Towson at Navy  
Delaware at Maryland  
Richmond at Elon  
Albany at Massachusetts  
Monmouth at Rhode Island  
James Madison at Duke  
Maine at Iowa  
Villanova at West Virginia

## SATURDAY, SEPTEMBER 6

Morgan State at Towson  
Richmond at Virginia  
William and Mary at NC State  
Massachusetts at Holy Cross  
Rhode Island at Fordham  
North Carolina Central at James Madison  
New Hampshire at Army  
Maine at Monmouth

## SATURDAY, SEPTEMBER 13

\*New Hampshire at Rhode Island [CN8], 12 p.m.  
\*Massachusetts at James Madison [CN8], 3:30 p.m.  
\*Towson at Richmond  
West Chester at Delaware  
Northeastern at Georgia Southern  
VMI at William and Mary  
Stony Brook at Maine  
Albany at Hofstra  
Lehigh at Villanova

## SATURDAY, SEPTEMBER 20

\*Maine at Richmond  
\*Rhode Island at Hofstra  
Towson at Coastal Carolina  
Delaware at Furman  
Norfolk State at William and Mary  
Massachusetts at Texas Tech  
Appalachian State at James Madison  
Albany at New Hampshire  
Northeastern at Syracuse  
Villanova at Penn

## SATURDAY, SEPTEMBER 27

\*Richmond at Villanova [CN8], 3:30 p.m.  
\*James Madison at Maine  
Columbia at Towson  
Albany at Delaware  
UC Davis at Northeastern  
Rhode Island at Boston College  
New Hampshire at Dartmouth  
Hofstra at Stony Brook

## SATURDAY, OCTOBER 4

\*Northeastern at Towson [CSN], 12 p.m.  
\*Delaware at Massachusetts [CN8], 3:30 p.m.  
\*Villanova at William and Mary  
\*Hofstra at James Madison  
Richmond at VMI  
Brown at Rhode Island

## SATURDAY, OCTOBER 11

\*James Madison at Richmond [CSN], 12 p.m.  
\*Maine at Delaware [CN8], 6 p.m.  
\*Rhode Island at Towson  
\*Massachusetts at Northeastern  
\*William and Mary at New Hampshire  
Hofstra at Bucknell



## SATURDAY, OCTOBER 18

\*New Hampshire at Northeastern [CSN], 12 p.m.  
\*Richmond at Massachusetts [CN8], 3:30 p.m.  
\*William and Mary at Delaware  
\*Villanova at Rhode Island  
\*Hofstra at Maine

## SATURDAY, OCTOBER 25

\*Towson at New Hampshire [CSN], 12 p.m.  
\*James Madison at Villanova [CN8], 3:30 p.m.  
\*Delaware at Hofstra  
\*Northeastern at Maine  
\*Rhode Island at William and Mary  
Georgetown at Richmond  
Bryant at Massachusetts

## SATURDAY, NOVEMBER 1

\*William and Mary at Towson [CSN], 12 p.m.  
\*Delaware at James Madison [CN8], 3:30 p.m.  
\*Villanova at Northeastern  
\*Massachusetts at Rhode Island  
\*Hofstra at New Hampshire  
Iona at Maine

## SATURDAY, NOVEMBER 8

\*Maine at Massachusetts [CSN], 12 p.m.  
\*New Hampshire at Villanova [CN8], 3:30 p.m.  
\*Towson at Delaware  
\*Northeastern at William and Mary  
\*Richmond at Hofstra

## SATURDAY, NOVEMBER 15

\*Massachusetts at New Hampshire [CSN], 12 p.m.  
\*Delaware at Richmond [CN8], 3:30 p.m.  
\*Towson at Villanova  
\*Northeastern at Hofstra  
\*William and Mary at James Madison  
\*Maine at Rhode Island

## SATURDAY, NOVEMBER 22

\*Richmond at William and Mary [CSN], 12 p.m.  
\*Hofstra at Massachusetts [CN8], TBA  
\*Villanova at Delaware [CN8], TBA  
\*James Madison at Towson  
\*Rhode Island at Northeastern  
\*New Hampshire at Maine

## SATURDAY, NOVEMBER 29

NCAA Division I Football Championship First Round

## SATURDAY, DECEMBER 6

NCAA Division I Football Championship Quarterfinals

## FRIDAY & SATURDAY, DECEMBER 12 & 13

NCAA Division I Football Championship Semifinals

## FRIDAY, DECEMBER 19

NCAA Division I Football Championship Title Game  
(Finley Stadium/Davenport Field; Chattanooga, Tenn.)

\* - CAA Football league matchup  
CN8 - Televised on CN8, The Comcast Network  
CSN - Televised on Comcast SportsNet  
All Times are to be determined  
Schedule subject to change



## CAA FOOTBALL STAFF

Commissioner \_\_\_\_\_ Tom Yeager  
 Director of Football Operations \_\_\_\_\_ Chuck Boone  
 Director of Football Communications \_\_\_\_\_ Scott Meyer  
 Supervisor of Football Officials \_\_\_\_\_ Jim Maconaghy  
 Senior Associate Commissioner/Compliance \_\_\_\_\_ Kathleen Batterson  
 Senior Associate Commissioner/Marketing \_\_\_\_\_ Robert Goodman  
 Associate Commissioner/Broadcast Services \_\_\_\_\_ Pete Hock  
 Assistant Commissioner/Communications \_\_\_\_\_ Rob Washburn  
 Assistant Communications Director \_\_\_\_\_ Niki DeSantis  
 Communications Intern \_\_\_\_\_ Stuart Smith  
 Communications Intern \_\_\_\_\_ Mitchell Moore  
 Creative Services \_\_\_\_\_ Kelly Bowmaster  
 Director of Operations \_\_\_\_\_ Stephanie Lusby  
 Office Administrator \_\_\_\_\_ Tara Gagnon

## CAA FOOTBALL MEDIA SERVICES

For information on CAA Football, please contact:

**Scott Meyer**, *Director of Football Communications*

Email: smeyer@caasports.com

**Rob Washburn**, *Assistant Commissioner/Communications*

Email: rwashburn@caasports.com

**CAA Football Phone:** 804-754-1616

**CAA Football Fax:** 804-754-1830

### 2008 CAA FOOTBALL MEDIA DAY

#### JULY 23 - ESPNZONE - BALTIMORE, MD

CAA Football will kick off the 2008 season at the ESPNZone in Baltimore, Md., Wednesday, July 23. All 12 CAA Football head coaches will be present, along with selected players from each team. Please contact Scott Meyer or Rob Washburn at the CAA Football office for more information.

### CAA FOOTBALL WEEKLY COACHES' MEDIA TELECONFERENCE

The CAA Football coaches will hold a weekly teleconference for the media beginning in August and continuing each Monday through the end of the 2008 season. Each coach will be available for 10 minutes. Media representatives wishing to participate in the teleconference should contact the CAA Football office for the phone number and schedule.

### CAA FOOTBALL ON THE WEB CAASPORTS.COM

The official web site of CAA Football features current information on all facets of the league, including the 12 football playing members. Standings along with team-by-team and composite results are updated after each game. National polls, weekly award winners and team notebooks are updated early each week. The site also contains schedules, television listings, past conference records and much more. Be sure to check out the CAA Media Center for video highlights of action from around the league.

### CAA FOOTBALL WEEKLY RELEASE WEEKLY AWARDS - STATISTICS

Media can access Adobe Acrobat PDF files of the complete weekly release, including conference and team-by-team statistics, by logging on to [www.CAASports.com](http://www.CAASports.com). Weekly releases will also be sent via email to a number of accredited media outlets around the league. Media representatives should contact the CAA Football office to be added to the email list. CAA Football names offensive, defensive, rookie and special teams Players of the Week each Monday morning during the season. Winners, announced at the beginning of the weekly teleconference, are chosen from nominations provided by CAA Football sports information directors. The information will also be available from the CAA Football office via release as well as on the league's website.

## TABLE OF CONTENTS

IFC \_\_\_\_\_ 2008 Composite Schedule  
 1 \_\_\_\_\_ CAA Football Information  
 2 \_\_\_\_\_ CAA Football SID Directory  
 3-4 \_\_\_\_\_ The CAA Football Conference  
 5-8 \_\_\_\_\_ Delaware Blue Hens  
 9-12 \_\_\_\_\_ Hofstra Pride  
 13-16 \_\_\_\_\_ James Madison Dukes  
 17-20 \_\_\_\_\_ Maine Black Bears  
 21-24 \_\_\_\_\_ Massachusetts Minutemen  
 25-28 \_\_\_\_\_ New Hampshire Wildcats  
 29-32 \_\_\_\_\_ Northeastern Huskies  
 33-36 \_\_\_\_\_ Rhode Island Rams  
 37-40 \_\_\_\_\_ Richmond Spiders  
 41-44 \_\_\_\_\_ Towson Tigers  
 45-48 \_\_\_\_\_ Villanova Wildcats  
 49-52 \_\_\_\_\_ William and Mary Tribe  
 53-55 \_\_\_\_\_ 2008 Newcomers  
 56-63 \_\_\_\_\_ 2007 Season in Review  
 64-76 \_\_\_\_\_ 2007 Statistics  
 IBC \_\_\_\_\_ CAA Football Style Guide

## CREDITS

The 2008 CAA Football Preview was produced by the CAA Football Communications staff and published by the Colonial Athletic Association. It was written, edited and designed by Scott Meyer. Editorial assistance by Rob Washburn, Niki DeSantis, Stuart Smith and Mitchell Moore. Special thanks to Tara Gagnon and the conferences media relations staffs for their assistance.

## ON THE COVER

CAA Football's returning 2007 All-America honorees: (Clockwise from top-left) - New Hampshire's Scott Sicko, Richmond's Justin Rogers, Delaware's Jon Striefsky, Maine's Jovan Belcher, Delaware's Matt Marcorelle, Rhode Island's Joe Casey and Richmond's Matt McCracken.

## CAA FOOTBALL

8625 Patterson Avenue  
 Richmond, VA 23229  
[www.CAASports.com](http://www.CAASports.com)  
 804-754-1616 -- Phone  
 804-754-1830 -- Fax





### CAA FOOTBALL

8625 Patterson Avenue - Richmond, Virginia 23229 - 804-754-1616 - [www.CAASports.com](http://www.CAASports.com)  
 Director of Communications, Scott Meyer - [smeyer@caasports.com](mailto:smeyer@caasports.com) - 804-922-7236 (cell)



#### DELAWARE

114 Bob Carpenter Center  
 631 South College Avenue  
 University of Delaware  
 Newark, Delaware 19716

*Football Contact*  
 Scott Selheimer  
 302.831.8007 - office  
 302.831.8653 - fax  
[selheime@udel.edu](mailto:selheime@udel.edu)  
[www.udel.edu/sportsinfo](http://www.udel.edu/sportsinfo)



#### HOFSTRA

240 Hofstra University  
 Swim Center Room 262  
 Hempstead, New York 11549

*Football Contact*  
 Jim Sheehan  
 516.463.6764 - office  
 516.463.5033 - fax  
[jim.b.sheehan@hofstra.edu](mailto:jim.b.sheehan@hofstra.edu)  
[www.hofstra.edu/athletics](http://www.hofstra.edu/athletics)



#### JAMES MADISON

Sports Media Relations  
 James Madison University  
 Harrisonburg, Virginia 22807

*Football Contact*  
 Gary Michael  
 540.568.1762 - office  
 540.568.3703 - fax  
[michaegl@jmu.edu](mailto:michaegl@jmu.edu)  
[www.jmusports.com](http://www.jmusports.com)



#### MAINE

Athletic Media Relations  
 5747 Memorial Gymnasium  
 Orono, Maine 04469

*Football Contact*  
 Doug DeBiase  
 207.581.3596 - office  
 207.581.3297 - fax  
[doug.debiase@umit.maine.edu](mailto:doug.debiase@umit.maine.edu)  
[www.goblackbears.com](http://www.goblackbears.com)



#### UMASS

Media Relations  
 250 Boyden Building  
 Amherst, Massachusetts  
 01003

*Football Contact*  
 Jason Yellin  
 413.577.3061 - office  
 413.545.1556 - fax  
[jyellin@admin.umass.edu](mailto:jyellin@admin.umass.edu)  
[www.umassathletics.com](http://www.umassathletics.com)



#### NEW HAMPSHIRE

145 Main Street  
 151 Field House  
 Durham, New Hampshire  
 03824

*Football Contact*  
 Scott Stapin  
 603.862.3906 - office  
 603.862.3839 - fax  
[smstapin@cisunix.unh.edu](mailto:smstapin@cisunix.unh.edu)  
[www.unhwildcats.com](http://www.unhwildcats.com)



#### NORTHEASTERN

Sports Information  
 360 Huntington Avenue  
 Boston, Massachusetts  
 02115

*Football Contact*  
 Jack Grinold  
 617.373.2691 - office  
 617.373.3152 - fax  
[chen@gonu.com](mailto:chen@gonu.com) -- Tom Chen  
[www.gonu.com](http://www.gonu.com)



#### RHODE ISLAND

Three Keaney Road  
 Suite One  
 Kingston, Rhode Island  
 02881

*Football Contact*  
 Pete DiVito  
 401.874.2409 - office  
 401.874.5354 - fax  
[pdivito@uri.edu](mailto:pdivito@uri.edu)  
[www.gorhody.com](http://www.gorhody.com)



#### RICHMOND

Athletic Public Relations  
 219 Robins Center  
 University of Richmond,  
 Virginia 23173

*Football Contact*  
 Mike DeGeorge  
 804.287.6313 - office  
 804.289.8820 - fax  
[mdegeorg@richmond.edu](mailto:mdegeorg@richmond.edu)  
[www.richmondspiders.com](http://www.richmondspiders.com)



#### TOWSON

Athletic Media Relations  
 8000 York Road  
 Towson, Maryland 21252

*Football Contact*  
 Dan O'Connell  
 410.704.3102 - office  
 410.704.3861 - fax  
[doconnell@towson.edu](mailto:doconnell@towson.edu)  
[www.towsontigers.com](http://www.towsontigers.com)



#### VILLANOVA

Jake Nevin Field House  
 800 Lancaster Avenue  
 Villanova, Pennsylvania  
 19085

*Football Contact*  
 Dean Kenefick  
 610.519.6514 - office  
 610.519.7323 - fax  
[dean.kenefick@villanova.edu](mailto:dean.kenefick@villanova.edu)  
[www.villanova.com](http://www.villanova.com)



#### WILLIAM AND MARY

W&M Sports Information  
 751 Ukrop Way  
 Williamsburg, Virginia 23185

*Football Contact*  
 Pete Clawson  
 757.221.3369 - office  
 757.221.3412 - fax  
[pmclaw@wm.edu](mailto:pmclaw@wm.edu)  
[www.tribeathletics.com](http://www.tribeathletics.com)





The inaugural season of CAA Football kicked off in 2007 with plans to take the nation's premier conference in the Football Championship Subdivision (FCS, formerly I-AA) to even greater heights and the mission was accomplished. The league boasted as many as seven teams ranked among the national Top-25 during the season, logged 15 national player of the week honorees and culminated the regular season success by advancing a record five squads to the NCAA Playoffs field of 16.

The success did not stop on Selection Sunday. CAA Football came within four points of all five squads advancing to the quarterfinal round of the NCAA Championships. Both Delaware and Richmond, moved on to the final four marking the eighth time in 11 years a CAA Football squad has competed in the semifinals. Delaware logged a win in the semifinals to earn the league its fourth National Final berth in five seasons, while Richmond fell to the eventual national champions. Following the season, the league notched a total of 67 All-America honors. James Madison safety Tony LeZotte became the first player in conference history to earn All-America honors in every year of his career, while New Hampshire quarterback Ricky Santos left his name among the NCAA's career Top-3 in touchdown passes, passing yards and total offense.

The quality and depth of CAA Football is unmatched in the FCS. Ten of the league's 12 teams have participated in the NCAA playoffs over the past seven seasons and at least one team has advanced to the national semifinals in eight of the last 11 years.

In 2004, James Madison claimed the national championship with a 31-21 triumph over Montana, becoming the first team to reach the title game by winning three road playoff contests since the field expanded to 16 teams in 1986. Delaware rolled past Colgate 40-0 to capture the national championship in 2003, becoming the first team to ever post a shutout in the title game. No other conference has had two different teams win national titles in back-to-back years. Massachusetts earned a national championship in 1998, beating perennial power Georgia Southern, 55-43.

Along with the team accomplishments, the conference has accumulated numerous individual accolades. Santos (2006), William & Mary quarterback Lang Campbell (2004), Villanova running back Brian Westbrook (2001), Villanova wide receiver Brian Finneran (1997), New Hampshire running back Jerry Azumah (1998) and Towson running back Dave Meggett (1988) all have won the prestigious Walter Payton Award under the league banner. James Madison linebacker Derrick Lloyd received the Buck Buchanan Award in 2001. New Hampshire's Sean McDonnell (2005), James Madison's Mickey Matthews (1999), Villanova's Andy Talley (1997) and Boston University's Dan Allen (1993) have earned the Eddie Robinson Award as the top coach in the FCS.

The CAA Football geographic footprint encompasses much of the East Coast with schools located from Maine to Virginia. Members include Delaware, Hofstra, James Madison, Maine, Massachusetts, New Hampshire, Northeastern, Rhode Island, Richmond, Towson, Villanova and William & Mary. While CAA Football officially began March 1, 2007, its roots date back more than 60 years.

On December 3, 1946, the Code of the Yankee Conference went into effect. Established as an all-sports conference for the New England land grant colleges, the six charter members included Connecticut, Maine, Massachusetts, New Hampshire, Rhode Island and Vermont. Upon the formation of Division I-AA football in 1978, the league disbanded all sports except football. Delaware and Richmond were admitted to the conference in 1986, Villanova was added in 1988 and James Madison, Northeastern and William & Mary joined the league in 1993.


The Atlantic 10 assumed operation control of the conference from 1997-2006, with Hofstra becoming part of the league in 2001 and Towson joining the group in 2004.

Since 1978, CAA Football members have accumulated 69 playoff berths, 18 Lambert Cups, 82 final top 25 rankings and 40 final top 10 rankings.

## CAA FOOTBALL THE REACH OF CAA FOOTBALL



## THE HISTORY OF CAA FOOTBALL





## CAA FOOTBALL BY THE NUMBERS...

### 3 - NATIONAL CHAMPIONSHIPS

- Massachusetts - 1998 (55-43 over Georgia Southern)
- Delaware - 2003 (40-0 over Colgate)
- James Madison - 2004 (31-21 over Montana)

### 3 - NATIONAL CHAMPIONSHIP RUNNERS-UP

- Massachusetts - 1978 (28-35 to Florida A&M)
- Massachusetts - 2006 (17-28 to Appalachian State)
- Delaware - 2007 (21-49 to Appalachian State)

### 17 - CONSECUTIVE SEASONS OF MULTIPLE BERTHS IN THE NCAA PLAYOFFS

- Longest active streak in FCS history

### 69 - NCAA PLAYOFF BERTHS

### 19 - NCAA PLAYOFF BERTHS OVER THE LAST SIX YEARS

### 27 - NCAA PLAYOFF WINS OVER THE LAST SIX YEARS

### 18 - LAMBERT CUP TROPHIES

### 6 - WALTER PAYTON AWARD WINNERS

- Dave Meggett - Towson, 1988
- Brian Finneran - Villanova, 1997
- Jerry Azumah - New Hampshire, 1998
- Brian Westbrook - Villanova, 2001
- Lang Campbell - William & Mary, 2004
- Ricky Santos - New Hampshire, 2006

### 4 - EDDIE ROBINSON NATIONAL COACH OF THE YEAR WINNERS

- Dan Allen - Boston University, 1993
- Andy Talley - Villanova, 1997
- Mickey Matthews - James Madison, 1999
- Sean McDonnell - New Hampshire, 2005

### 2 - MEMBERS OF THE COLLEGE FOOTBALL HALL OF FAME

- Tubby Raymond, Delaware
- Dave Nelson, Maine & Delaware

### 1 - BUCK BUCHANAN AWARD WINNER

- Derrick Lloyd - James Madison, 2001

### 82 - SEASON-ENDING TOP-25 RANKINGS

### 40 - SEASON-ENDING TOP-10 RANKINGS

### 245 - SPORTS NETWORK ALL-AMERICANS (SINCE 1987)

### 87 - AMERICAN FOOTBALL COACHES ASSOCIATION ALL-AMERICANS (SINCE 1979)

### 85 - PLAYERS DRAFTED BY NFL FRANCHISES PRIOR TO THE 2008 DRAFT

### 39 - FORMER CONFERENCE PLAYERS APPEARING ON ACTIVE ROSTERS DURING THE 2007 NFL SEASON

### 13 - CAA FOOTBALL TEAMS WITH 10+ SINGLE-SEASON WINS OVER THE LAST SIX YEARS



## QUICK FACTS

Location \_\_\_\_\_ Newark, Del.  
 Enrollment \_\_\_\_\_ 16,000  
 Nickname \_\_\_\_\_ Blue Hens  
 Colors \_\_\_\_\_ Royal Blue & Gold  
 Website \_\_\_\_\_ www.udel.edu/sportinfo  
 Stadium \_\_\_\_\_ Tubby Raymond Field at Delaware Stadium  
 Stadium Capacity \_\_\_\_\_ 22,000  
 Stadium Surface \_\_\_\_\_ Natural Grass  
 President \_\_\_\_\_ Dr. Patrick E. Harker  
 Athletics Director \_\_\_\_\_ Edgar Johnson  
 Head Coach \_\_\_\_\_ K.C. Keeler  
 Head Coach Alma Mater, Year \_\_\_\_\_ Delaware, 1981  
 Football Contact \_\_\_\_\_ Scott Selheimer, Asst. AD/Sports Information  
 Football Contact Office Phone \_\_\_\_\_ 302-831-2186  
 Lettermen Returning/Lost \_\_\_\_\_ 48/10  
 Offensive Starters Returning/Lost \_\_\_\_\_ 6/5  
 Defensive Starters Returning/Lost \_\_\_\_\_ 9/2  
 2008 Fall Camp Reporting Date \_\_\_\_\_ August 2

## 2008 SCHEDULE

Date	Opponent	Location	Series Record
Aug. 30	at Maryland	College Park, Md.	5-3-1
Sept. 13	WEST CHESTER	Newark, Del.	42-6-1
Sept. 20	at Furman	Greenville, S.C.	0-1
Sept. 27	ALBANY	Newark, Del.	0-1
Oct. 4	*at Massachusetts	Amherst, Mass.	22-5
Oct. 11	*MAINE	Newark, Del.	21-6
Oct. 18	*WILLIAM AND MARY	Newark, Del.	20-12
Oct. 25	*at Hofstra	Hempstead, N.Y.	10-5-1
Nov. 1	*at James Madison	Harrisonburg, Va.	11-6
Nov. 8	*TOWSON	Newark, Del.	5-4
Nov. 15	*at Richmond	Richmond, Va.	18-6
Nov. 22	*VILLANOVA	Newark, Del.	20-20-1

\* - CAA Football Game  
 Home Games in CAPS - Schedule subject to change



**HEAD COACH:**  
 KC Keeler



*Overall Record (Years):*  
 140-47-1 (14 years)

*Record at School (Years):*  
 52-26 (6 years)

### COACHING STAFF:

Brian Ginn \_\_\_\_\_ Offensive Coordinator/Quarterbacks  
 Nick Rapone \_\_\_\_\_ Defensive Coordinator/Safeties  
 Ben Albert \_\_\_\_\_ Associate Head Coach/Linebackers  
 Damian Wroblewski \_\_\_\_\_ Assistant Head Coach/Run-Game Coordinator  
 Phil Pettite \_\_\_\_\_ Defensive Line  
 Gregg Perry \_\_\_\_\_ Tight Ends/Offensive Tackles  
 T.J. DiMuzio \_\_\_\_\_ Wide Receivers  
 Dyran Peake \_\_\_\_\_ Special Teams Coordinator/Cornerbacks  
 Aaron Harris \_\_\_\_\_ Running Backs  
 Frank Law \_\_\_\_\_ Defensive Line Assistant  
 Jason Hescoock \_\_\_\_\_ Graduate Assistant  
 Jared Ambrose \_\_\_\_\_ Graduate Assistant

## 2007 RESULTS -- 11-4, 5-3 CAA

Home Stadium: Tubby Raymond Field at Delaware Stadium (22,000)

Home: 6-1      Away: 5-2      vs. Division: 3-2      vs. Top 25 (CCA): 4-3  
 Total Home Attendance: 150,573      Average Home Attendance: 21,510

Aug. 30	[21/19]	at William and Mary	W 49-31	11,639
Sept. 8	[13/13]	WEST CHESTER	W 41-14	22,495
Sept. 15	[11/10]	RHODE ISLAND {rv/rv}	W 38-9	22,064
Sept. 22	[11/11]	at Towson {rv/rv}	W 27-7	10,856
Sept. 29	[12/12]	MONMOUTH	W 42-7	21,431
Oct. 6	[11/11]	at New Hampshire {14/15}	L 30-35	7,115
Oct. 13	[15/15]	NORTHEASTERN	W 30-20	21,570
Oct. 27	[8/9]	at Navy	W 59-52	35,213
Nov. 3	[7/7]	JAMES MADISON {12/12}	W 37-34	22,061
Nov. 10	[6/6]	RICHMOND {8/9}	L 56-62 (OT)	21,187
Nov. 17	[9/9]	at Villanova {rv/rv}	L 10-16	10,817
Nov. 23	[13/13]	DELAWARE STATE {10/10}	W 44-7	19,765
Dec. 1	[13/13]	at Northern Iowa {1/1}	W 39-27	15,803
Dec. 8	[13/13]	at Southern Illinois {4/4}	W 20-17	11,503
Dec. 14	[13/13]	vs. Appalachian State {6/5}	L 21-49	23,010

CAA Team's Coaches & Sports Network Rankings listed prior to Opponent/Opponent's Coaches & Sports Network Rankings listed after Opponent at time game was played

## BY THE NUMBERS... STARTERS RETURNING

### OFFENSE (6)

Aaron Love, WR  
 Kervin Michaud, WR  
 Mark Duncan, WR  
 Robbie Agnone, TE  
 Corey Nicholson, OG  
 Kheon Hendricks, C

### DEFENSE (9)

Matt Marcocelle, DE  
 Ronald Talley, DE  
 Manny Marshall, DT  
 Walter Blair, LB  
 Erik Johnson, LB  
 Fred Andrew, CB  
 Anthony Walters, CB  
 Anthony Bratton, SS  
 Charles Graves, FS

### SPECIAL TEAMS (7)

Jon Striefsky, K  
 Stuart Kenworthy, P  
 Ted Shea, H  
 Zack Reed, LS/SS  
 Aaron Love, PR  
 Kervin Michaud, MR  
 Mark Duncan, KR



WIDE RECEIVER AARON LOVE



## SPRING ROSTER

No.	Name	Pos.	Cl.	Ht\Wt.	Hometown/HS (Last School)
1	Kervin Michaud ***	WR	Sr.	5-10\180	Levittown, PA/Pennsbury
2	Johnathon Smith*	LB	Sr.	6-3\220	Camp Hill, PA/Trinity HS/Maine Central Institute (Connecticut)
3	Scott Bradish	WR	Fr.r	6-4\195	Newtown, PA/Council Rock North
3b	Joe Banaciski	DB	Fr.r	5-11\170	Hillsborough, NJ/Hillsborough
4	Anthony Bratton **	DB	Jr.	6-2\190	Manassas, VA/Osborn Park
6	Brian Brown ***	LB	Sr.	6-0\230	Fayetteville, GA/Sandy Creek
7	Sean Scanlon	DB	So.	6-1\195	Cherry Hill, NJ/Camden Catholic
8	Mark Mackey **	WR	Jr.	6-4\215	Harrisburg, PA/Central Dauphin
9	Anthony Walters *	DB	So.	6-1\190	Philadelphia, PA/Cardinal O'Hara
11	Matt Marcocelle ***	DL	Jr.	6-2\250	Ft. Pierce, FL/John Carroll
12	Lou Ritacco	QB	Fr.r	6-2\215	Nutley, NJ/Nutley
12b	Kirk Harbaugh	DB	Fr.r	6-0\166	Mantua, NJ/Clearview Regional
13	Christian Peter	RB	Fr.r	6-0\180	Parsippany, NJ/Parsippany
14	Jon Heydt ***	WR	Sr.	5-10\185	Newark, DE/St. Mark's
15	Mike Perry	K	Fr.r	5-8\180	Thorofare, NJ/West Deptford
17	Aaron Love ***	WR	Sr.	5-9\160	Detroit, MI/Southfield
18	Mike Purzycki	RB	Jr.	5-9\180	Wilmington, DE/Tatnall
19	Durrell Clark-James	DB	Sr.	6-1\205	Redwood City, CA/S. San Francisco HS (CC of San Francisco/Minnesota)
20	Aaron Hicks ***	DB	Sr.	6-0\175	Accokeek, MD/Gwynn Park
21	Mark Duncan **	WR	Jr.	5-11\195	Rockville, MD/Suitland
22	Jerry Butler	RB	Jr.	5-9\185	Philadelphia, PA/George Washington (Wisconsin)
24	Fred Andrew ***	DB	Sr.	5-10\185	Valrico, FL/Durant
25	Corey Broyles *	RB	So.	5-7\160	Allentown, PA/William Allen
26	Stuart Kenworthy ***	P	Sr.	6-3\220	Washington, DC/St. Albans
27	Jared Bradley **	RB	Jr.	6-0\225	Swarthmore, PA/Strath-Haven
29	Shon Jablonsky	LB	Sr.	5-9\220	Brooklyn, NY/Brooklyn Tech
30	Charles Graves **	DB	Jr.	6-0\195	Raleigh, NC/Southeast Raleigh
31	Phillip Thaxton *	RB	So.	5-10\175	Yorktown, VA/Grafton
32	Matt Ruggiero **	RB	Sr.	6-0\215	N. Caldwell, NJ/West Essex (Wagner)
34	Cody Cipalla *	DB	So.	5-11\175	Giraldo, PA/Northwestern
35	Colin Naugle	TE	Fr.r	6-4\230	Reading, PA/Reading Central Catholic
36	Ted Shea **	LS/H	Sr.	5-11\205	Wilmington, DE/Tatnall
37	Tyrone Grant *	DB	So.	5-9\170	Brooklyn, NY/Poly Prep Country Day
38	Marvin McKinnie *	DB	Sr.	5-9\152	Woodbury, NJ/Woodbury (Dean JC)
39	Jay Pena	DB	Fr.r	5-11\190	Lawrence, MA/Whittier Tech
39b	Ken Mazik	P	So.	6-2\200	Chadds Ford, PA/
40	Andrew Harrison	LB	Fr.r	6-1\195	Richmond, VA/Highland Springs
41	Justin Rodriguez	WR	Fr.r	5-10\166	Brookton, MA/Sharon
42	Benard Makumbi *	LB	So.	6-1\220	Lowell, MA/Lowell
46	Eddie Lugo	LB	Fr.r	6-4\213	Brooklyn, NY/Poly Prep Country Day
47	Jon Striefsky *	K	Jr.	6-1\185	Lansdale, PA/North Penn
48	Ryan Stratis	LB	So.	6-1\230	Chesterfield, VA/Manchester (VMI)
49	Zack Reed *	TE	So.	6-3\225	Huntingdon, PA/Huntingdon Area
50	Brendan Bellantoni	DL	Fr.r	6-2\195	New Rochelle, NY/New Rochelle
51	Julian James *	DL	Sr.	6-2\280	Berkeley, CA/Berkeley (City College of San Francisco)
52	Brian Void *	LB	So.	6-0\210	Bronx, NY/Mt. St. Michael Academy
53	John Higginson **	DL	Jr.	6-0\245	Amherst, MA/Amherst Regional
54	Scott von Duyke	DL	So.	6-3\245	Newark, DE/Tatnall
56	Walter Blair **	LB	Jr.	6-2\220	District Hts., MD/Bishop McNamara
57	Erik Johnson ***	LB	Fr.r	6-2\235	Fairport, NY/Fairport
58	Chris Daino	OL	So.	6-5\295	Feasterville, PA/Neshaminy
59	Chuck Anderson	LB	Fr.r	6-2\225	Parsippany, NJ/Parsippany
60	Kevin Letkiewicz	LB	Fr.	6-0\220	King of Prussia, PA/Upper Merion
61	Mike Maynard	OL	Fr.r	6-5\280	Bear, DE/William Penn
65	Josh Howley	OL	So.	5-11\225	Marlton, NJ/St. Joseph's Prep, Pa. (Arizona State)
68	Carl Batson	DL	Fr.r	6-2\255	Dover, DE/Dover
69	Corey Nicholson**	OL	Jr.	6-3\285	Frederick, MD/Linganore
70	Kheon Hendricks ***	OL	Sr.	6-1\295	Baltimore, MD/Woodlawn
71	Shea Allard	OL	Fr.r	6-5\265	Wareham, MA/Wareham
72	Shane Smith *	DL	Jr.	6-5\295	East Berlin, PA/Bermudian Springs
73	Chad Horton	OL	So.	6-5\255	Boca Raton, FL/Pope John Paul
74	Kevin Uhl *	OL	So.	6-4\250	North Wales, PA/North Penn
77	Jon Herrman ***	OL	Sr.	6-3\290	McKees Rocks, PA/Central Catholic
78	Sam Burrows	OL	Fr.r	6-3\295	Wilmington, DE/Concord
80	Josh Baker **	TE	Jr.	6-3\245	Chesapeake, VA/Western Branch
81	Tommy Crosby *	WR	So.	6-5\195	Hammonton, NJ/Hammonton
83	Danny Potts	WR	So.	6-1\180	Middletown, DE/Middletown
85	Martwain Johnston *	WR	So.	6-3\205	Syracuse, NY/Trinity-Pawling
86	Mark Schenaur	WR	Fr.r	6-3\195	Galloway, NJ/Absegami
87	Rick Jarnagin *	DL	So.	6-2\240	Bethlehem, PA/Liberty
88	Robert Russo	WR	Fr.	6-0\210	Sparta, NJ/Pope John XXIII
89	Robbie Agnone **	TE	Sr.	6-6\250	Etters, PA/Red Land (Pitt)
90	Chris Hyncik *	TE	Jr.	6-5\265	Skillman, NJ/Montgomery
91	Siddiq Haynes *	DL	So.	6-1\285	Durham, NC/Jordan
92	Manny Marshall ***	DL	Sr.	6-3\288	Cheverly, MD/Gonzaga
93	Demitrius Hester *	DL	So.	6-0\300	Gibbstown, NJ/Paulsboro
94	Michael Atunrase	DL	Fr.r	6-2\235	Yardley, PA/Lawrenceville (NJ) School
95	Matt Calio	P/K	Sr.	5-11\170	Newark, DE/Wilmington Charter
96	Justin Johnson *	DL	So.	6-4\275	Watertown, NY/General Brown
97	Ben Grant	DL	Fr.r	6-3\275	Wrightstown, NJ/Notre Dame
98	Chris Morales *	DL	So.	6-1\240	Methuen, MA/Central Catholic
99	Ronald Talley *	DL	Sr.	6-4\260	Oak Park, MI/Renaissance (Notre Dame)
	A.J. Bunton	WR	So.	5-10\175	West Deptford, NJ/W. Deptford (Temple)
	Joe Havrilla	LB	So.	6-0\185	Malvern, PA/Great Valley
	Chris Johnson	WR	Fr.	6-1\190	Monroe, NY/Monroe-Woodbury
	Will Nagle	OL	Fr.	6-4\270	Marshfield, MA/Marshfield
	Louis Neblett	RB	So.	6-0\180	Plainfield, NJ/Newark Academy
	Rob Schoenhoff	QB	Jr.	6-6\245	Mason, OH/St. Xavier (Ohio State)

## 2008 NOTES

-- Delaware is coming off one of its finest seasons in school history in 2007 as the Hens went 11-4 and posted NCAA FCS playoff victories over Delaware State, Northern Iowa, and Southern Illinois before falling to three-time defending national champion Appalachian State in the championship game

-- Delaware earned the ECAC Team of the Year and Lambert Cup Trophy as the top team in the East

-- Delaware will return 27 players with starting experience, including 13 on offense and 14 on defense. In addition, the Hens return holder Ted Shea, kicker Jon Striefsky, punter Stuart Kenworthy, PR Aaron Love, and KR Mark Duncan and Kervin Michaud.

-- Delaware has now advanced to the national championship game twice in the last five years and advanced to the NCAA Tournament four times this decade (only New Hampshire has matched that in the CAA)

-- Since 1990, Delaware has made 10 post-season appearances - only Montana (15), McNeese State (13), Georgia State (11), and Appalachian State (11) have made more appearances over that time period

-- Since joining the CAA (then Yankee Conference and later Atlantic 10) in 1986, Delaware leads all CAA schools in overall winning seasons (19), winning seasons in conference play (17), overall winning pct. (.687), conference winning pct. (.672), and first team All-Americans (58)

-- Delaware ranked fourth nationally in average home attendance in 2007 with a mark of 21,510, marking the ninth straight year that Delaware has averaged 20,000+ during the regular season - tops among all NCAA FCS programs

-- Delaware is 43-13 at Delaware Stadium this decade, a winning pct. of .767

-- Delaware has three active players with over 1,000 career receiving yards, led by Aaron Love (1,896), Kervin Michaud (1,183), and Mark Duncan (1,159)

-- Delaware will face perhaps its most difficult schedule in school history in 2008 as the Hens not only travel to 2007 FBS bowl participant University of Maryland and perennial FCS power Furman on the road, but will also have to travel for CAA road games at 2007 NCAA Tournament participants UMass, Richmond, and James Madison

-- A big question mark for Delaware will be replacing two of the top offensive threats in the nation in QB Joe Flacco and RB Omar Cuff. Ohio State transfer Rob Schoenhoff and redshirt freshman Lou Ritacco - the only two quarterbacks listed on the pre-season roster (Sean Scanlon has moved to safety, Scott Bradish to WR) will battle for the starting berth. Cuff's load will be picked up by sophomore Phillip Thaxton (390 yards as a true freshman in '07), junior Jared Bradley (307 yards in '06), and junior Jerry Butler, a second-year transfer from Wisconsin who sat out all last season with a knee injury suffered in fall drills



HEAD COACH KC KEELER



## ALL-STAR CANDIDATES



### AARON LOVE

Senior - Wide Receiver  
5-9 - 160 - Detroit, Mich.

-- Returns as a fourth-year starter in 2008

-- Earned first team All-CAA and honorable mention The Sports Network All-American honors

-- Team's top receiver in 2007 when he caught 73 passes for 1,009 yards and three touchdowns

-- Ranked 7th in the CAA and 41st in the NCAA in receptions per game (5.21) and No. 6 in the CAA and No. 40 in NCAA for receiving yards per game (72.1)

#### LOVE'S CAREER STATS

YEAR	GP	No.	Yds	TD	Long	Avg/G	Avg/C
2005	11	24	248	2	38	22.55	10.33
2006	10	58	740	4	59	74.00	12.76
2007	14	73	1009	3	38	72.07	13.82
Career	35	155	1997	9	59	57.06	12.88



### KERVIN MICHAUD

Senior - Wide Receiver  
5-10 - 180 - Levittown, Pa.

-- Returns as a fourth-year starter in 2008 and as one of the top all-purpose threats in the CAA

-- As a junior in 2007, caught 52 passes for 682 yards and three touchdowns (13.1 per catch) and averaged 20.7 yards on 39 kickoff returns; ranked No. 2 on team in all-purpose yardage with 1,596 yards

-- Set Delaware single season records for kickoff returns (39) and yards (806) in a season

#### MICHAUD'S CAREER STATS

YEAR	GP	No.	Yds	TD	Long	Avg/G	Avg/C
2005	11	22	159	0	16	14.45	7.23
2006	11	42	387	2	57	35.18	9.21
2007	13	52	682	3	42	52.46	13.12
Career	35	116	1228	5	57	35.09	10.59



### MATT MARCORELLE

Junior - Defensive Line  
6-2 - 250 - Ft. Pierce, Fla.

-- Third-year starter on defensive line in 2008 and could see some action at linebacker


-- Returned to action in 2007 after missing all but 2 games in 2006 with a shoulder injury

-- Earned third team All-CAA and honorable mention The Sports Network All-American honors in 2007

-- Collected 64 tackles with a team-high 14 TFL (94 yards) and 8 sacks (68 yards) in 2007 when he also broke up a pass, had two fumble recoveries, and set a UD record with five forced fumbles

#### MARCORELLE'S CAREER STATS

YEAR	GP	S-A-Tackles	SK/TFL	Int	PBU	FF/FR
2005	11	29-22-51	4.0/9.0	0	1	1/0
2006	2	8-1-9	0.0/2.0	0	0	1/0
2007	14	42-22-64	8.0/15.0	0	1	5/2
Career	27	79-45-124	12.0/26.0	0	2	7/2



### ERIK JOHNSON

Senior - Linebacker  
6-2 - 235 - Fairport, N.Y.

-- Former walk-on who will be a third-year starter at linebacker in 2008

-- Led team in tackles with 122 during the 2007 season, the 11th highest single season mark in UD history and highest since Mondoe Davis had 123 in 2004

-- In four post-season games, collected 37 tackles (almost 9 per game), 4.5 tackles for losses of 31 yards, and two interceptions. Had seven tackles and an interception vs. Delaware State, 11 tackles and a touchdown off a fumble recovery vs. Northern Iowa, and nine tackles and an interception vs. Southern Illinois

#### JOHNSON'S CAREER STATS

YEAR	GP	S-A-Tackles	SK/TFL	Int	PBU	FF/FR
2005	11	39-21-60	0.0/5.0	1	1	1/1
2006	11	47-31-78	3.0/9.5	2	1	1/0
2007	15	69-53-122	2.0/11.0	3	1	0/1
Career	37	155-105-260	5.0/25.5	6	3	2/2



## TEAM STATISTICS

	Delaware	Opponent
<b>SCORING</b>	543	387
Points Per Game	36.2	25.8
<b>FIRST DOWNS</b>	367	297
Rushing	159	156
Passing	196	117
Penalty	12	24
<b>RUSHING YARDAGE</b>	2567	2664
Yards gained rushing	2859	3167
Yards lost rushing	292	503
Rushing Attempts	602	648
Average Per Rush	4.3	4.1
Average Per Game	171.1	177.6
TDs Rushing	42	31
<b>PASSING YARDAGE</b>	4342	2687
Att-Comp-Int	532-336-5	380-229-13
Average Per Pass	8.2	7.1
Average Per Catch	12.9	11.7
Average Per Game	289.5	179.1
TDs Passing	23	16
<b>TOTAL OFFENSE</b>	6909	5351
Total Plays	1134	1028
Average Per Play	6.1	5.2
Average Per Game	460.6	356.7
KICK RETURNS: #-YARDS	61-1170	94-1833
PUNT RETURNS: #-YARDS	19-119	21-112
INT RETURNS: #-YARDS	13-164	5-67
KICK RETURN AVERAGE	19.2	19.5
PUNT RETURN AVERAGE	6.3	5.3
INT RETURN AVERAGE	12.6	13.4
FUMBLES-LOST	10-7	19-11
<b>PENALTIES-YARDS</b>	88-811	83-647
Average Per Game	54.1	43.1
<b>PUNTS-YARDS</b>	49-1807	63-2486
Average Per Punt	36.9	39.5
Net punt average	33.0	36.3
TIME OF POSSESSION/GAME	30:06	29:54
<b>3RD-DOWN CONVERSIONS</b>	113/215	86/215
3rd-Down Pct	53%	40%
<b>4TH-DOWN CONVERSIONS</b>	12/27	22/40
4th-Down Pct	44%	55%
<b>SACKS BY-YARDS</b>	33-247	28-194
MISC YARDS	0	0
<b>TOUCHDOWNS SCORED</b>	69	51
FIELD GOALS-ATTEMPTS	21-24	10-17
ON-SIDE KICKS	0-1	0-1
RED-ZONE SCORES	68-77 88%	37-52 71%
RED-ZONE TOUCHDOWNS	51-77 66%	29-52 56%
PAT-ATTEMPTS	64-67 96%	47-49 96%
ATTENDANCE	150573	102946
Games/Avg Per Game	7/21510	7/14707
Neutral Site Games		1/23010

## INDIVIDUAL PASSING

Name	GP	Effic	Att-Cmp-Int	Pct	Yds	TD	Long	Avg/G
Joe Flacco	15	144.91	331-521-5	63.5	4263	23	84	284.2
Sean Scanlon	6	88.85	4-8-0	50.0	37	0	17	6.2
Aaron Love	14	226.40	1-2-0	50.0	42	0	42	3.0
TEAM	11	0.00	0-1-0	0.0	0	0	0	0.0
<b>Total.....</b>	<b>15</b>	<b>144.10</b>	<b>336-532-5</b>	<b>63.2</b>	<b>4342</b>	<b>23</b>	<b>84</b>	<b>289.5</b>
<b>Opponents.....</b>	<b>15</b>	<b>126.71</b>	<b>229-380-13</b>	<b>60.3</b>	<b>2687</b>	<b>16</b>	<b>76</b>	<b>179.1</b>

## INDIVIDUAL RUSHING

Name	GP	Att	Gain	Loss	Net	Avg	TD	Long	Avg/G
Omar Cuff	15	398	1973	28	1945	4.9	35	48	129.7
Phillip Thaxton	11	64	403	13	390	6.1	3	62	35.5
Kervin Michaud	13	16	115	7	108	6.8	0	18	8.3
Johnathon Smith	14	12	71	3	68	5.7	0	35	4.9
Jared Bradley	11	20	50	9	41	2	0	10	3.7
Mark Duncan	15	4	27	0	27	6.8	0	10	1.8
Joe Flacco	15	64	196	174	22	0.3	4	25	1.5
Corey Broyles	1	6	14	6	8	1.3	0	7	8
Martwain Johnston	14	1	0	3	-3	-3	0	0	-0.2
Fred Andrew	15	1	0	5	-5	-5	0	0	-0.3
Sean Scanlon	6	5	10	24	-14	-2.8	0	9	-2.3
TEAM	11	11	0	20	-20	-1.8	0	0	-1.8
<b>Total.....</b>	<b>15</b>	<b>602</b>	<b>2859</b>	<b>292</b>	<b>2567</b>	<b>4.3</b>	<b>42</b>	<b>62</b>	<b>171.1</b>
<b>Opponents.....</b>	<b>15</b>	<b>648</b>	<b>3167</b>	<b>503</b>	<b>2664</b>	<b>4.1</b>	<b>31</b>	<b>86</b>	<b>177.6</b>

## INDIVIDUAL RECEIVING

Name	GP	No	Yds	Avg	TD	Long	Avg/G
Aaron Love	14	73	1009	13.8	3	38	72.1
Mark Duncan	15	70	916	13.1	6	84	61.1
Omar Cuff	15	55	554	10.1	4	42	36.9
Kervin Michaud	13	52	682	13.1	3	42	52.5
Robbie Agnone	15	38	484	12.7	4	44	32.3
Josh Baker	15	20	344	17.2	2	54	22.9
Mark Mackey	13	12	140	11.7	1	32	10.8
Jon Heydt	12	6	77	12.8	0	30	6.4
Phillip Thaxton	11	6	52	8.7	0	16	4.7
Tommy Crosby	3	2	36	18	0	22	12
Matt Ruggiero	15	1	32	32	0	32	2.1
Jared Bradley	11	1	16	16	0	16	1.5
<b>Total.....</b>	<b>15</b>	<b>336</b>	<b>4342</b>	<b>12.9</b>	<b>23</b>	<b>84</b>	<b>289.5</b>
<b>Opponents.....</b>	<b>15</b>	<b>229</b>	<b>2687</b>	<b>11.7</b>	<b>16</b>	<b>76</b>	<b>179.1</b>

## INDIVIDUAL DEFENSIVE LEADERS

Name	GP	Tackles-----			TFL/Yds	-Sacks- No-Yds	-----Pass Def-----		---Fumbles---		Blkd Kick	Saf
		Solo	Ast	Total			Int-Yds	BrUp	FR-Yds	FF		
57 Erik Johnson	15	69	53	122	11.0-54	2.0-26	3-4	1	1-55		.	.
4 Anthony Bratton	14	73	32	105	2.5-6	.	1-0	5	1-0	2	.	.
56 Walter Blair	15	58	37	95	3.0-21	1.0-6	1-16	5	1-0		.	.
30 Charles Graves	14	44	31	75	0.5-1	.	1-6	4	.	1	.	.
11 Matt Marcovelle	14	42	22	64	15.0-101	8.0-68	.	1	2-28	5	.	.
9 Anthony Walters	15	49	14	63	7.5-55	1.0-6	3-50	9	2-0	1	.	.
24 Fred Andrew	15	45	12	57	0.5-1	.	2-78	6	.		.	.
92 Manny Marshall	15	25	21	46	3.5-9	0.5-2	.		.		.	.
53 John Higginson	14	24	20	44	6.5-32	3.5-27	.	1	.		.	.
99 Ronald Talley	13	19	24	43	6.0-24	3.0-21	1-0	3	.		1	.
<b>Total.....</b>	<b>15</b>	<b>670</b>	<b>440</b>	<b>1110</b>	<b>88-448</b>	<b>33-247</b>	<b>13-164</b>	<b>44</b>	<b>11-87</b>	<b>15</b>	<b>2</b>	<b>.</b>
<b>Opponents.....</b>	<b>15</b>	<b>-</b>	<b>-</b>	<b>-</b>	<b>-</b>	<b>28-194</b>	<b>5-67</b>	<b>58</b>	<b>7-47</b>	<b>9</b>	<b>2</b>	<b>1</b>

## 2007 GAME-BY-GAME

Date	Time	Opponent	Att.	DEL		OPP		Run	Pass	Offense			TO	Run	Pass	Defense		TO
				CCA	SN	CCA	SN			Total	Passes	Total				Passes		
A30	W 49-31	at William & Mary	11,639	21	19			281	202	483	19-23-0	1	109	433	542	26-42-0	0	
S8	W 41-14	West Chester	22,495	13	13			278	321	599	19-26-0	1	42	213	255	22-33-3	3	
S15	W 38-9	Rhode Island	22,064	11	10	rv	rv	97	337	434	25-40-0	1	187	79	266	8-24-2	3	
S22	W 27-7	at Towson	10,856	11	11	rv	rv	142	274	416	22-33-1	1	-16	173	157	16-26-1	1	
S29	W 42-7	Monmouth	21,431	12	12			157	236	393	17-22-0	2	46	188	234	24-33-2	2	
O6	L 30-35	at New Hampshire	7,115	11	11	14	15	77	419	496	40-51-0	1	162	251	413	15-20-0	0	
O13	W 30-20	Northeastern	21,570	15	15			241	222	463	17-26-1	1	123	198	321	18-23-0	0	
O27	W 59-52	at Navy	35,213	8	9			147	434	581	30-41-0	0	342	164	506	10-15-0	2	
N3	W 37-34	James Madison	22,061	7	7	12	12	161	257	418	23-42-0	0	403	39	442	5-16-1	4	
N10	L 56-62 (ot)	Richmond	21,187	6	6	8	9	210	375	585	26-39-1	1	260	199	459	16-29-0	0	
N17	L 10-16	at Villanova	10,817	9	9	rv	rv	136	145	281	17-37-1	1	195	99	294	12-21-0	1	
N23	W 44-7	Delaware State	19,765	13	13	10	10	347	189	536	11-20-0	1	88	56	144	10-20-1	3	
D1	W 39-27	at Northern Iowa	15,803	13	13	1	1	76	312	388	25-45-0	0	174	291	465	26-38-1	3	
D8	W 20-17	at Southern Illinois	11,503	13	13	4	4	119	285	404	22-39-0	0	191	106	297	12-25-2	2	
D14	L 21-49	vs Appalachian State	23,010	13	13	6	5	98	334	432	23-48-0	0	358	198	556	9-15-0	0	



## QUICK FACTS

Location \_\_\_\_\_ Hempstead, N.Y.  
 Enrollment \_\_\_\_\_ 13,000  
 Nickname \_\_\_\_\_ Pride  
 Colors \_\_\_\_\_ Gold, White & Blue  
 Website \_\_\_\_\_ www.hofstra.edu/athletics  
 Stadium \_\_\_\_\_ James M. Shuart Stadium  
 Stadium Capacity \_\_\_\_\_ 15,000  
 Stadium Surface \_\_\_\_\_ Artificial Grass  
 President \_\_\_\_\_ Stuart Rabinowitz  
 Athletics Director \_\_\_\_\_ Jack Hayes  
 Head Coach \_\_\_\_\_ Dave Cohen  
 Head Coach Alma Mater, Year \_\_\_\_\_ C.W. Post, 1988  
 Football Contact \_\_\_\_\_ Jim Sheehan, Assoc. AD/Communications  
 Football Contact Office Phone \_\_\_\_\_ 516-463-6764  
 Lettermen Returning/Lost \_\_\_\_\_ 32/23  
 Offensive Starters Returning/Lost \_\_\_\_\_ 7/4  
 Defensive Starters Returning/Lost \_\_\_\_\_ 3/8  
 2008 Fall Camp Opening Date \_\_\_\_\_ August 2

## 2008 SCHEDULE

Date	Opponent	Location	Series Record
Aug. 28	at Connecticut	East Hartford, Conn.	2-2
Sept. 13	ALBANY	Hempstead, N.Y.	11-2
Sept. 20	*RHODE ISLAND	Hempstead, N.Y.	17-5
Sept. 27	at Stony Brook	Stony Brook, N.Y.	11-0
Oct. 4	*at James Madison	Harrisonburg, Va.	2-5
Oct. 11	at Bucknell	Lewisburg, Pa.	4-2
Oct. 18	*at Maine	Orono, Maine	10-6
Oct. 25	*DELAWARE	Hempstead, N.Y.	5-11-1
Nov. 1	*at New Hampshire	Durham, N.H.	5-6
Nov. 8	*RICHMOND	Hempstead, N.Y.	3-2
Nov. 15	*NORTHEASTERN	Hempstead, N.Y.	5-9
Nov. 22	*at Massachusetts	Amherst, Mass.	6-5

\* - CAA Football Game  
 Home Games in CAPS - Schedule subject to change

### HEAD COACH:

Dave Cohen



Overall Record (Years):  
 9-13 (2 years)

Record at School (Years):  
 9-13 (2 years)



### COACHING STAFF:

Mike Elko \_\_\_\_\_ Asst. Head Coach/Defensive Coordinator/Linebackers  
 David Patenaude \_\_\_\_\_ Offensive Coordinator/Quarterbacks  
 Lyle Hemphill \_\_\_\_\_ Special Teams Coordinator/Defensive Backs  
 Bill Durkin \_\_\_\_\_ Offensive Run Game Coordinator/Offensive Line  
 Kevin Baumann \_\_\_\_\_ Recruiting Coordinator/Tight Ends  
 Kahmal Roy \_\_\_\_\_ Wide Receivers  
 Antonio Smikle \_\_\_\_\_ Running Backs  
 Malik Hall \_\_\_\_\_ Defensive Line  
 Kevin Mapp \_\_\_\_\_ Assistant Defensive Line

## 2007 RESULTS -- 7-4, 4-4 CAA

Home Stadium: James M. Shuart Stadium (15,000)

Home: 4-2      Away: 3-2      vs. Division: 2-3      vs. Top 25 (CCA): 1-2  
 Total Home Attendance: 29,733      Average Home Attendance: 4,956

Sept. 8	FURMAN {9/9}	W 32-17	5,028
Sept. 15	[20/29] at Albany [TWT]	W 28-13	4,106
Sept. 22	[16/15] at Rhode Island	W 37-24	2,350
Sept. 29	[14/14] STONY BROOK [MSG] {-/rv}	W 33-28	5,527
Oct. 6	[12/12] MAINE [ESPNU-TD]	W 38-13	7,424
Oct. 13	[10/10] at Towson [CSN] {rv/rv}	W 20-3	7,856
Oct. 20	[9/10] NEW HAMPSHIRE {11/11}	L 3-40	5,688
Oct. 27	[15/15] at Villanova [CN8] {rv/rv}	L 31-35	6,621
Nov. 3	[20/20] WILLIAM AND MARY {rv/-}	W 38-14	3,151
Nov. 10	[18/18] at Northeastern {-/rv}	L 31-35	2,300
Nov. 17	[22/22] MASSACHUSETTS [ESPNU] {7/8}	L 5-27	2,915

CAA Team's Coaches & Sports Network Rankings listed prior to Opponent/Opponent's Coaches & Sports Network Rankings listed after Opponent at time game was played

## BY THE NUMBERS... STARTERS RETURNING

### OFFENSE (7)

Bryan Savage, QB  
 Bryant Carpenter, FB  
 Ottis Lewis, WR  
 Phil Riley, TE  
 Jimmy Mangiero, LG  
 David Spanich, RG  
 Brian Frederick, RT

### DEFENSE (3)

Kevin Smith, DE  
 Luke Bonus, LB  
 Nick Altomare, SS

### SPECIAL TEAMS (0)



QUARTERBACK BRYAN SAVAGE



## SPRING ROSTER

No.	Name	Pos.	Cl.	Ht\Wt.	Hometown/HS (Last School)
98	Larry Abiola	DL	Sr.	5-11\316	South Farmingdale, NY/Farmingdale (Nassau CC)
36	Jeff Aime	DB	So.	5-9\203	Queens Village, NY/St. Francis Prep
53	Joe Akabalu	DE	Jr.	6-1\247	Brentwood, NY/Brentwood
20	Nick Altomare	DB	Sr.	5-10\185	Fairfax, VA/Robinson Secondary
47	Cesar Alvarez	DE	Fr.	6-2\208	Tampa, FL/Robinson
92	Elliott Antoine	DL		6-0\254	Newton, MA/
31	Kwabea Asante	RB	RFr.	5-11\200	Westbury, NY/Hicksville
	Quincy Barr	DL	Fr.	6-4\230	Brandon, FL/Riverview
26	Everette Benjamin	FB	So.	6-1\211	Massapequa, NY/Amityville Memorial
37	Chris Betz	DB	So.	5-10\209	Chatham, NJ/Chatham
44	Luke Bonus	LB	Jr.	5-10\205	Medford Lakes, NJ/Shawnee
72	Kevin Brown	DL	RFr.	6-3\269	Brooklyn, NY/Canarsie
18	Darren Brownlee	WR	Jr.	6-1\192	Boyd's, MD/Northwest (West Virginia)
2	Justine Buries	RB	Gr.	6-0\211	Mesquite, TX/West Mesquite (New Mexico State)
23	Anthony Caizzo	DB	RFr.	5-7\165	Franklin Square, NY/Kellenberg Memorial
96	Ronnie Cameron	DE	So.	6-3\245	Westbury, NY/Holy Trinity
95	Al Carmody	DE	Jr.	6-3\247	Wilton Manors, FL/St. Thomas Aquinas
66	Zachary Carney	DE	Jr.	6-4\260	Wynatskill, NY/Blair Academy
85	Bryant Carpenter	TE	Jr.	6-1\230	Orlando, FL/Edgewater (Southern Mississippi)
12	Shane Casciano	P	So.	6-0\200	Allentown, PA/Central Catholic
15	Cory Christopher	QB	Jr.	6-1\230	Miami, FL/American (Nassau CC)
52	Matt Clerk	DE	Fr.	6-2\212	Jersey City, NJ/Lincoln
40	Vaughn Davis	WR			Palm Bay, FL/
93	Bruce DeMyer	DT	Jr.	6-1\240	Poughquag, NY/Arlington
90	Mike Denimarck	TE	Sr.	6-4\253	Sound Beach, NY/Miller Place
24	Christian Dennis	WR	RFr.	6-0\194	Ponte Vedra, FL/Nease
41	Chris Edmond	LB	RFr.	5-10\197	Freeport, NY/Freeport (Nassau CC)
30	Keith Ferrara	WR	RFr.	5-10\179	Glendale, NY/St. Francis Prep
71	Brian Frederick	OL	So.	6-4\264	Dracut, MA/Dracut/Bridgton Academy
21	Andre Freeman	CB	RFr.	5-11\182	Pittsburgh, PA/Penn Hills
45	Said Gaida	LB	So.	5-10\211	Bloomfield, NJ/Bloomfield
16	Tim Gallo	WR	Fr.	5-10\175	Water Mill, NY/Milford Academy
99	Joe Garvey	DL	Jr.	6-2\234	Holden, MA/Wachusett Regional (Golden West JC)
6	Larry Gaskins	RB	RFr.	5-9\205	Conshohocken, PA/Upper Merion Area
	Ron Green	WR	Fr.	5-9\160	Washington, DC/Ballou
22	Chris Griffin	SS	RFr.	6-1\180	Miami, FL/Coral Reef
1	Gerald Guerrier	WR	Jr.	5-9\187	Irvington, NJ/Irvington (New Mexico State)
	Brian Hanly	K/P	Fr.	6-1\175	Wyckoff, NJ/Don Bosco Prep
67	Jaren Harrell	OT	So.	6-2\275	Quartz Hill, CA/Quartz Hill
	Johnny Hartsfield	DL	Fr.	6-3\240	St. Petersburg, FL/Boca Ciega
13	Garrett Heron	CB	So.	5-9\178	South Orange, NJ/Columbia
19	Brad Hilovsky	QB	RFr.	6-0\175	Millsboro, DE/Sussex Central
47	Basim Hudeen	LB	RFr.	5-10\220	Elizabeth, NJ/Elizabeth
9	Leslie Jackman	DB	Jr.	5-11\179	Freeport, NY/Freeport (Rutgers)
	Brock Jackolski	RB	Fr.	5-11\188	Shirley, NY/William Floyd
39	Patrick Jaramillo	WR	RFr.	6-1\207	Teaneck, NJ/Teaneck
86	Tyler Johnston	DB	RFr.	6-1\195	South Deerfield, MA/Frontier Regional
62	Mike Juliana	OT	Sr.	6-3\283	Burlington Township, NJ/Holy Cross
25	Darryl Kornegay	DE	So.	6-3\248	Burtonsville, MD/Springbrook
80	Ottis Lewis	WR	Sr.	6-5\213	Norwalk, CT/Brien McMahon
75	Jimmy Mangiero	C	Jr.	6-2\275	Bloomington, IN/Bloomington South
51	Roland Massimino	OL	RFr.	6-1\255	Lake Barrington, IL/Barrington
28	Deron Mayo	LB	So.	5-11\200	Hampton, VA/Kecoughtan
8	Ray McDonough	DB	Jr.	6-0\187	Los Angeles, CA/St. Francis (Glendale CC)
27	Jaron McNeill	CB	So.	5-9\176	Brooklyn, NY/Christ the King
29	Gregory Melendez	DB	RFr.	6-1\196	Rosedale, NY/Canarsie
68	Derek Moore	OT	RFr.	6-3\263	Granville, OH/Newark Catholic/Fork Union
38	Kenny Munson	DB	Fr.	5-10\185	Staten Island, NY/Tottenville/Naval Academy Prep
63	Andrew Nelson	DE	So.	6-3\259	Uniondale, NY/Uniondale
82	Anthony Nelson	WR	So.	5-10\179	Wellington, FL/Glades Day School
57	Evans Nelson	LB	Jr.	6-1\194	Queens Village, NY/Christ the King (LIU-C.W. Post)
60	Tom Ottaiano	OG	So.	6-0\271	East Hanover, NJ/Hanover Park
	Jordy Paulemon	OL	Fr.	6-3\291	Brentwood, NY/Brentwood
54	John Perlaza	DL	Fr.	6-2\232	North Babylon, NY/North Babylon
55	Anthony Polo	LB	Fr.	5-11\204	Wantagh, NY/
77	Armand Poole	OT	Jr.	6-2\274	Grayson, GA/Grayson
	Steve Probst	QB	Fr.	6-4\200	North Massapequa, NY/Farmingdale
32	Phil Riley	TE	Sr.	6-3\245	Prince Frederick, MD/Huntingtown
7	Bryan Savage	QB	Sr.	6-2\223	Springfield, PA/The Haverford School
	Joe Sidaras	QB	Fr.	6-3\218	(Coffeyville CC)
17	Kevin Smith	DE	Jr.	6-2\230	Mastic Beach, NY/William Floyd
79	David Spanich	OG	Jr.	6-3\275	Miami, FL/Coral Reef (Western Michigan)
42	Rashad Swanson	DB	Jr.	5-11\188	Coral Springs, FL/Cardinal Gibbons
50	Scott Szelong	DE	Jr.	6-1\252	Antioch, CA/Dea Valley (City College of S.F.)
	Chris Thomas	LB	Fr.	6-1\200	Mt. Pleasant, PA/Mt. Pleasant Area
70	Mike Trice	OT	Jr.	6-5\357	Staten Island, NY/Curtis
	Anthony Vernaglia	LB	Sr.	6-3\234	Hempstead, NY/Holy Trinity
83	Aaron Weaver	WR	So.	6-2\211	Anaheim Hills, CA/Luthern (Notre Dame)
65	Joshua Weigel	OT	Sr.	6-3\278	Freeport, NY/Baldwin
	David Wilson	TE	Fr.	6-6\210	Overland Park, KS/Shawnee Mission So.
					(Coffeyville CC)

## 2008 NOTES

-- In 2007 the Pride under Head Coach Dave Cohen, who was in his second year at the University, posted the fifth-most improved record in the Football Championship Subdivision. Hofstra's five-game improvement saw the Pride go from 2-9 in 2006 to 7-4 last season.

-- Including redshirts Hofstra has 53 players, including 32 lettermen and 10 starters, returning to the Pride roster in 2008. After graduating 24 seniors including 14 starters last year the Pride has seven starters returning on offense, three on defense and neither kicker.

-- The Pride coaching staff has a couple of new faces and some returning coaches taking on new roles. After the departure of assistant head coach/offensive coordinator Ed Foley to Temple, and special teams coordinator/receivers coach Jaime Elizondo to Montreal of the Canadian Football League, Dave Cohen: promoted Defensive Coordinator Mike Elko to assistant head coach/defensive coordinator; promoted Passing Game Coordinator Dave Patenaude to offensive coordinator/passing game coordinator; promoted defensive backs assistant Kahmal Roy to receivers coach; promoted defensive backs coach Lyle Hemphill to special teams coordinator/defensive backs coach; and hired Richmond's Offensive Run-Game Coordinator Bill Durkin-one of the Yankee Conference's Top 50 all-time players-to the same position.

-- The Pride led the CAA in rushing defense allowing just 113.9 yards per game, Hofstra's best average since 1996. The Pride also ranked second in total defense, allowing just 312.2 ypg, which is the second-best mark since 1996. While the Pride was in the middle of the CAA in total offense, they did improve by an average of 122 ypg over 2006 to a mark of 388.5 last season. Hofstra also led the CAA in punt return average (14.7 ypr) thanks mostly to current sophomore Anthony Nelson (20-312-15.6), who led the conference.

-- Senior quarterback Bryan Savage leads the Pride's seven offensive returnees in 2008. The Coffeyville CC-transfer came into Hofstra last season and passed for 2,668 yards and 13 touchdowns, ranking fourth among CAA quarterbacks in passing average (242.5 ypg). Savage's season passing yardage total is the sixth-best in school history.

-- Sophomore receiver/returner Anthony Nelson ranked second on the Pride team in receptions last year with a freshman record 44 catches for 543 yards and one touchdown. The newcomer also led the CAA in punt returns with a 15.6 yards per return mark.

- Junior linebacker Luke Bonus ranked third on the team and 24th in the CAA in tackles last season with 84. The 2006 conference Defensive Rookie of the Year and third team all-conference selection is expected to be moved to middle linebacker in 2008.



HEAD COACH DAVE COHEN



## ALL-STAR CANDIDATES



**NICK ALTOMARE**  
**Senior - Defensive Back**  
**5-10 - 172 - Fairfax, Va.**

-- Three-year letterman who has played in all 33 games since 2005. Started nine games in 2007 and has started 17 during his Pride career.

-- Recorded a career-best 32 tackles including 18 solo stops last season. Equaled his single-game best performance with five tackles against Albany, Rhode Island and Williams and Mary.

-- Named to the Football Championship Subdivision Athletic Director's Association Academic All-Star Team and was an ESPN The Magazine Academic All-District selection. Is a two-time academic all-conference team selection.

### ALTOMARE'S CAREER STATS

YEAR	GP	S-A-Tackles	SK/TFL	Int	PBU	FF/FR
2005	11	19-9-28	0.0/2.0	0	3	0/0
2006	11	11-13-24	0.0/0.5	0	0	0/0
2007	10	18-14-32	0.0/0.0	0	1	0/1
Career	32	48-36-84	0.0/2.5	0	4	0/1



**ANTHONY NELSON**  
**Soph. - Wide Receiver**  
**5-10 - 165 - Wellington, Fla.**

-- Played in all 11 games as a freshman and was a double-threat at receiver and as a punt returner.

-- First team All-CAA punt returner who led the conference and was sixth in the FCS with a 15.6 mark in 20 returns in 2007. Posted a 77-yard return at Rhode Island and a 67-yard run back at Northeastern.

-- Was second on the Pride, 97th in the FCS and broke the Hofstra freshman record with 44 receptions for 543 yards and one touchdown. Posted two 100-yard receiving games including 10 catches for 128 yards against New Hampshire and six receptions for 105 yards at Northeastern.

### NELSON'S CAREER STATS

YEAR	GP	No.	Yds	TD	Long	Avg/G	Avg/C
2007	11	44	543	1	34	49.36	12.34
Career	11	44	543	1	34	49.36	12.34



**LUKE BONUS**  
**Junior - Linebacker**  
**5-10 - 205 - Medford Lakes, N.J.**

-- A two-year letterman at outside linebacker who has started 21 of the 22 games in which he has played.

-- Tallied 84 tackles, including 42 unassisted stops, and led the team in pass deflections with six. He also recorded double-digit tackles in four games including 13 against New Hampshire and 12 at Northeastern

-- Was the 2006 conference Defensive Rookie of the Year and a third team all-league selection.

### BONUS' CAREER STATS

YEAR	GP	S-A-Tackles	SK/TFL	Int	PBU	FF/FR
2006	11	37-60-97	2.0/8.5	1	4	2/2
2007	11	42-42-84	0.0/4.5	0	6	0/0
Career	22	79-102-181	2.0/13.0	1	10	2/2



**BRYAN SAVAGE**  
**Senior - Quarterback**  
**6-2 - 208 - Springfield, Pa.**

-- Started all 11 games as a junior after transferring from Coffeyville (KS) Community College.

- Completed 232 of 367 passes for 2,668 yards and 13 touchdowns, ranking fourth among CAA quarterbacks in passing average (242.5 ypg). Savage's season passing yardage total is the sixth-best in school history.

- Completed 50% or more of his attempts in 10 games and passed for 200 yards or more eight times including 325 yards against New Hampshire and 301 against both Rhode Island and Towson.

### SAVAGE'S CAREER STATS

YEAR	GP	----- Passing -----				--- Rushing ---		
		Att.-Comp.-Int.	Yds.	TD	Lg.	Att.	Yds.	TD
2007	11	232-367-16	2668	13	63	118	302	10
Career	11	232-367-16	2668	13	63	118	302	10



## TEAM STATISTICS

	Hofstra	Opponent
<b>SCORING</b>	296	249
Points Per Game	26.9	22.6
<b>FIRST DOWNS</b>	222	189
Rushing	80	62
Passing	130	113
Penalty	12	14
<b>RUSHING YARDAGE</b>	1605	1253
Yards gained rushing	1944	1534
Yards lost rushing	339	281
Rushing Attempts	406	389
Average Per Rush	4.0	3.2
Average Per Game	145.9	113.9
TDs Rushing	21	11
<b>PASSING YARDAGE</b>	2668	2181
Att-Comp-Int	367-232-16	331-191-13
Average Per Pass	7.3	6.6
Average Per Catch	11.5	11.4
Average Per Game	242.5	198.3
TDs Passing	13	17
<b>TOTAL OFFENSE</b>	4273	3434
Total Plays	773	720
Average Per Play	5.5	4.8
Average Per Game	388.5	312.2
KICK RETURNS: #-YARDS	45-951	52-999
PUNT RETURNS: #-YARDS	21-308	17-129
INT RETURNS: #-YARDS	13-59	16-233
KICK RETURN AVERAGE	21.1	19.2
PUNT RETURN AVERAGE	14.7	7.6
INT RETURN AVERAGE	4.5	14.6
FUMBLES-LOST	11-7	15-11
<b>PENALTIES-YARDS</b>	70-599	66-447
Average Per Game	54.5	40.6
<b>PUNTS-YARDS</b>	51-1832	63-2409
Average Per Punt	35.9	38.2
Net punt average	32.6	33.0
TIME OF POSSESSION/GAME	32:52	27:08
<b>3RD-DOWN CONVERSIONS</b>	57/154	58/156
3rd-Down Pct	37%	37%
<b>4TH-DOWN CONVERSIONS</b>	6/10	7/18
4th-Down Pct	60%	39%
<b>SACKS BY-YARDS</b>	23-160	29-185
MISC YARDS	0	-6
<b>TOUCHDOWNS SCORED</b>	36	33
FIELD GOALS-ATTEMPTS	14-26	7-9
ON-SIDE KICKS	0-0	0-0
RED-ZONE SCORES	33-44 75%	26-30 87%
RED-ZONE TOUCHDOWNS	21-44 48%	21-30 70%
PAT-ATTEMPTS	34-35 97%	30-33 91%
<b>ATTENDANCE</b>	29733	23233
Games/Avg Per Game	6/4956	5/4647
Neutral Site Games		0/0

## INDIVIDUAL PASSING

Name	GP	Effic	Att-Comp-Int	Pct	Yds	TD	Long	Avg/G
Bryan Savage	11	127.25	232-367-16	63.2	2668	13	63	242.5
<b>Total.....</b>	<b>11</b>	<b>127.25</b>	<b>232-367-16</b>	<b>63.2</b>	<b>2668</b>	<b>13</b>	<b>63</b>	<b>242.5</b>
<b>Opponents.....</b>	<b>11</b>	<b>122.15</b>	<b>191-331-13</b>	<b>57.7</b>	<b>2181</b>	<b>17</b>	<b>52</b>	<b>198.3</b>

## INDIVIDUAL RUSHING

Name	GP	Att	Gain	Loss	Net	Avg	TD	Long	Avg/G
Kareem Huggins	9	178	1008	51	957	5.4	9	71	106.3
Bryan Savage	11	118	527	225	302	2.6	10	26	27.5
Everette Benjamin	11	68	265	5	260	3.8	2	18	23.6
Jeff Aime	7	29	97	3	94	3.2	0	16	13.4
Gian Villante	11	1	17	0	17	17.0	0	17	1.5
Anthony Nelson	11	3	17	0	17	5.7	0	11	1.5
Julian Watts	9	1	12	0	12	12.0	0	12	1.3
Scott A'Hara	2	1	0	2	-2	-2.0	0	0	-1.0
Chris Manno	10	3	1	11	-10	-3.3	0	1	-1.0
TEAM	5	4	0	42	-42	-10.5	0	0	-8.4
<b>Total.....</b>	<b>11</b>	<b>406</b>	<b>1944</b>	<b>339</b>	<b>1605</b>	<b>4.0</b>	<b>21</b>	<b>71</b>	<b>145.9</b>
<b>Opponents.....</b>	<b>11</b>	<b>389</b>	<b>1534</b>	<b>281</b>	<b>1253</b>	<b>3.2</b>	<b>11</b>	<b>40</b>	<b>113.9</b>

## INDIVIDUAL RECEIVING

Name	GP	No	Yds	Avg	TD	Long	Avg/G
Charles Sullivan	11	86	991	11.5	7	44	90.1
Anthony Nelson	11	44	543	12.3	1	34	49.4
Ottis Lewis	11	27	465	17.2	4	63	42.3
Chris Manno	10	16	138	8.6	0	12	13.8
Everette Benjamin	11	15	153	10.2	1	22	13.9
Kareem Huggins	9	15	103	6.9	0	20	11.4
Bryant Carpenter	10	9	92	10.2	0	20	9.2
Phil Riley	10	8	72	9.0	0	21	7.2
Julian Watts	9	6	71	11.8	0	18	7.9
Sam Cherilus	9	3	15	5.0	0	6	1.7
Aaron Weaver	4	2	24	12.0	0	21	6.0
Jeff Aime	7	1	1	1.0	0	1	0.1
<b>Total.....</b>	<b>11</b>	<b>232</b>	<b>2668</b>	<b>11.5</b>	<b>13</b>	<b>63</b>	<b>242.5</b>
<b>Opponents.....</b>	<b>11</b>	<b>191</b>	<b>2181</b>	<b>11.4</b>	<b>17</b>	<b>52</b>	<b>198.3</b>

## INDIVIDUAL DEFENSIVE LEADERS

Name	GP	-----Tackles-----			TFL/Yds	-Sacks- No-Yds	-----Pass Def-----		---Fumbles---		Blkd Kick	Saf
		Solo	Ast	Total			Int-Yds	BrUp	FR-Yds	FF		
42 Gian Villante	11-10	55	55	110	6.0-21	1.5-12	.	5	2-0	1	.	.
56 Stanley Gutierrez	11-10	34	54	88	7.0-20	1.5-11	4-10	2	.	3	.	.
44 Luke Bonus	11-10	42	42	84	4.5-6	.	.	6	.	.	.	.
9 Kyle Arrington	11-10	30	23	53	5.5-17	.	1-1	3	1-0	1	.	.
5 David Darby	11-10	26	27	53	1.0-8	1.0-8	3-19	2	1-23	.	.	.
91 Ken Sussman	11-6	19	27	46	9.5-40	4.5-34	.	1	.	2	2	.
4 DeWayne Whitaker	11-10	27	13	40	2.0-3	.	1-2	1	1-0	.	.	.
92 Shemiah LeGrande	11-10	14	24	38	7.5-29	3.0-17	.	.	.	.	.	.
10 Stephen Tate	11-0	20	13	33	.	.	2--2	3	.	.	.	.
94 Thomas Massey	11-10	14	19	33	9.0-48	4.0-32	.	2	.	1	1	.
<b>Total.....</b>	<b>11-0</b>	<b>389</b>	<b>407</b>	<b>796</b>	<b>63-251</b>	<b>23-160</b>	<b>13-59</b>	<b>27</b>	<b>11-23</b>	<b>9</b>	<b>3</b>	<b>1</b>
<b>Opponents.....</b>	<b>11-0</b>	<b>418</b>	<b>448</b>	<b>866</b>	<b>66.0-309</b>	<b>29-185</b>	<b>16-233</b>	<b>34</b>	<b>7-17</b>	<b>6</b>	<b>1</b>	<b>.</b>

## 2007 GAME-BY-GAME

Date	Time	Opponent	HOF		OPP		Run	Pass	Offense			Defense				
			Att.	CCA SN	CCA	SN			Total	Passes	TO	Run	Pass	Total	Passes	TO
S8	W 32-17	Furman	5,028		9	9	125	285	410	24-36-0	1	85	228	313	23-35-2	4
S15	W 28-13	at Albany	4,106	20 19			91	262	353	19-28-0	1	94	131	225	15-29-2	2
S22	W 37-24	at Rhode Island	2,350	16 15			160	291	451	26-42-4	4	170	230	400	11-28-0	2
S29	W 33-28	Stony Brook	5,527	14 14		rv	169	256	425	20-33-3	4	29	244	273	22-48-2	3
O6	W 38-13	Maine	7,424	12 12			247	185	432	16-20-0	0	96	194	290	21-40-1	1
O13	W 20-3	at Towson	7,856	10 10	rv	rv	181	301	482	24-38-2	3	70	123	193	13-26-2	3
O20	L 3-40	New Hampshire	5,688	9 10	11	11	149	325	474	31-50-3	4	107	270	377	20-24-0	0
O27	L 31-35	at Villanova	6,621	15 15	rv	rv	151	206	357	16-36-3	4	145	56	201	8-16-1	2
N3	W 38-14	William & Mary	3,151	20 20	rv		160	196	356	15-17-0	0	125	138	263	16-27-1	3
N10	L 31-35	at Northeastern	2,300	18 18		rv	133	222	355	20-33-0	0	188	258	446	20-24-0	1
N17	L 5-27	Massachusetts	2,915	22 22	7	8	39	129	168	21-34-1	2	144	309	453	22-34-2	3



## QUICK FACTS

Location \_\_\_\_\_ Harrisonburg, Va.  
 Enrollment \_\_\_\_\_ 17,500  
 Nickname \_\_\_\_\_ Dukes  
 Colors \_\_\_\_\_ Purple & Gold  
 Website \_\_\_\_\_ www.jmusports.com  
 Stadium \_\_\_\_\_ Bridgeforth Stadium  
 Stadium Capacity \_\_\_\_\_ 15,500 (New in 2008)  
 Stadium Surface \_\_\_\_\_ Artificial Grass  
 President \_\_\_\_\_ Dr. Linwood H. Rose  
 Athletics Director \_\_\_\_\_ Jeff Bourne  
 Head Coach \_\_\_\_\_ Mickey Matthews  
 Head Coach Alma Mater, Year \_\_\_\_\_ West Texas State, 1976  
 Football Contact \_\_\_\_\_ Gary Michael, Director of Sports Media Relations  
 Football Contact Office Phone \_\_\_\_\_ 540-568-6154  
 Lettermen Returning/Lost \_\_\_\_\_ 50/17  
 Offensive Starters Returning/Lost \_\_\_\_\_ 8/3  
 Defensive Starters Returning/Lost \_\_\_\_\_ 7/4  
 2008 Fall Camp Opening Date \_\_\_\_\_ August 3

## 2008 SCHEDULE

Date	Opponent	Location	Series Record
Aug. 30	at Duke	Durham, N.C.	First Meeting
Sept. 6	NORTH CAROLINA CENTRAL	Harrisonburg, Va.	First Meeting
Sept. 13	*MASSACHUSETTS	Harrisonburg, Va.	4-7-1
Sept. 20	APPALACHIAN STATE	Harrisonburg, Va.	3-12
Sept. 27	*at Maine	Orono, Maine	7-4
Oct. 4	*HOFSTRA	Harrisonburg, Va.	5-2
Oct. 11	*at Richmond	Richmond, Va.	11-14
Oct. 25	*at Villanova	Villanova, Pa.	8-7
Nov. 1	*DELAWARE	Harrisonburg, Va.	6-11
Nov. 15	*WILLIAM AND MARY	Harrisonburg, Va.	16-14
Nov. 22	*at Towson	Towson, Md.	14-5-1

\* - CAA Football Game  
 Home Games in CAPS - Schedule subject to change

### HEAD COACH:

Mickey Matthews

Overall Record (Years):  
64-44 (9 years)

Record at School (Years):  
64-44 (9 years)



### COACHING STAFF:

George Barlow \_\_\_\_\_ Asst. Head Coach/Defensive Coordinator/Safeties  
 Jeff Durden \_\_\_\_\_ Offensive Coordinator/Quarterbacks  
 Mark Hendricks \_\_\_\_\_ Cornerbacks  
 Ulrick Edmonds \_\_\_\_\_ Running Backs  
 Kyle Gillenwater \_\_\_\_\_ Linebackers  
 Josh Haymore \_\_\_\_\_ Tight Ends  
 Chris Malone \_\_\_\_\_ Offensive Line  
 Clayton Matthews \_\_\_\_\_ Wide Receivers  
 J.C. Price \_\_\_\_\_ Defensive Line  
 Isai Bradshaw \_\_\_\_\_ Defensive Line Assistant

## 2007 RESULTS -- 8-4, 6-2 CAA

Home Stadium: Bridgeforth Stadium/Zane Showker Field (14,513)

Home: 5-1      Away: 3-3      vs. Division: 3-2      vs. Top 25 (CCA): 1-3  
 Total Home Attendance: 87,069      Average Home Attendance: 14,512

Sept. 1	[7/8]	at North Carolina [E360]	L 14-37	58,500
Sept. 8	[11/10]	NEW HAMPSHIRE [CN8] {5/5}	W 41-24	14,021
Sept. 15	[7/9]	VMI	W 45-17	15,083
Sept. 22	[9/8]	COASTAL CAROLINA {-/rv}	W 45-10	15,260
Sept. 29	[9/9]	VILLANOVA [CSN] {rv/rv}	W 35-7	15,035
Oct. 6	[9/9]	at Northeastern	W 21-14	2,083
Oct. 13	[9/9]	at Rhode Island	W 44-27	6,163
Oct. 27	[6/6]	RICHMOND [CSN] {14/14}	L 16-17	14,009
Nov. 3	[12/12]	at Delaware [CSN] {7/7}	L 34-37	22,061
Nov. 10	[15/16]	at William and Mary	W 55-34	12,259
Nov. 17	[13/14]	TOWSON	W 23-13	13,661
Nov. 24	[9/12]	at Appalachian State [CN8] {6/5}	L 27-28	14,040

CAA Team's Coaches & Sports Network Rankings listed prior to Opponent/Opponent's Coaches & Sports Network Rankings listed after Opponent at time game was played

## BY THE NUMBERS... STARTERS RETURNING

### OFFENSE (8)

Terrence Apted, T  
 Dorian Brooks, G  
 Rodney Landers, QB  
 Scott Lemn, C  
 Rockeed McCarter, WR  
 Charlie Newman, FB  
 Theo Sherman, T  
 Griff Yancey, TB

### DEFENSE (7)

Hassan Abdul-Wahid, E  
 D.J. Brandon, LB  
 Sam Daniels, T  
 Marcus Haywood, S  
 Evan McCollough, CB  
 Darrius Ramsey, CB  
 J.D. Skolnitsky, E

### SPECIAL TEAMS (3)

Jason Pritchard, P  
 Dave Stannard, PK  
 Scotty McGee, KR



QUARTERBACK RODNEY LANDERS



## SPRING ROSTER

No.	Name	Pos.	Cl.	Ht/Wt.	Hometown/HS (Last School)
99	Hassan Abdul-Wahid***	DE	Sr.-r	6-5/240	Centreville, Va./Westfield
	Corwin Acker	RB	Fr.	5-10/200	Landover, Md./Blake
75	Brett Ainsley *	OG	So.-r	6-3/275	Chesapeake, Va./Western Branch
	Lue Akuak	OL	Fr.	6-2/260	Fort Belvoir, Va./Hayfield/Fork Union
94	Max Alexandre	DT	Fr.-r	6-4/235	Port St. Lucie, Fla./West Centennial
12	Mike Allen	WR	Fr.-r	6-0/175	Powhatan, Va./Blessed Sacrament Huguenot
60	Terrence Apted**	OT	Sr.-r	6-4/335	Pago Pago, Amer. Samoa/Fagatua (Utah)
96	Roane Babington	OG	Fr.-r	6-2/270	Staunton, Va./Robert E. Lee
39	Josh Baird*	CB	Jr.-r	5-10/180	Gainesville, Va./Stonewall Jackson
	Brian Barlow	TE	Fr.	6-4/215	Stephens city, Va./Sherando
	Chris Beaver	LB/TE	Fr.	6-2/235	Mooresville, N.C./Mooresville
	D.J. Brandon***	LS	Sr.	6-1/230	Raleigh, N.C./Enloe
53	Dorian Brooks**	OG	Jr.-r	6-3/285	Richmond, Va./Highland Springs
35	Donnell Brown*	FB	So.	5-11/265	Chesapeake, Va./Hickory
92	Jerald Brown*	OT	So.-r	6-4/245	Lynchburg, Va./E.C. Glass
15	Ray Brown**	WR	Jr.-r	6-3/210	Clinton, Md./C.H. Flowers
93	Ronnell Brown*	DT	So.-r	6-2/260	Chesapeake, Va./Hickory
91	D.J. Bryant	WR	Fr.-r	6-3/230	Baltimore, Md./Randallstown
	Aaron Butler	QB	Fr.-r	6-0/180	Clearbrook, Va./James Wood
85	Mike Caussin**	TE	Jr.-r	6-5/225	Springfield, Va./West Springfield
83	Marcus Charity**	WR	Jr.-r	6-1/180	Richmond, Va./Varina
71	Chris Clarke**	OC	Jr.-r	6-2/280	Williamsburg, Va./Brunton
	Zach Costen	OC	So.-r	6-1/270	Virginia Beach, Va./Norfolk Academy
	Taveion Cuffee	DB	Fr.	5-11/180	Virginia Beach, Va./First Colonial/Fork Union
58	Sam Daniels**	DT	Jr.-r	6-1/270	Portsmouth, Va./Woodrow Wilson
86	Jason Dosh,*	TE	So.-r	6-5/240	Glen Allen, Va./Benedictine
	Deric Dudinski	TB	So.	5-8/185	Sterling, Va./Park View (La Salle)
	Jeremy Dudley	DT	Fr.-r	6-3/235	Centreville, Va./Westfield
	Drew Dudzik*	QB	So.-r	6-1/195	Clifton, Va./Centreville
45	Colin Fitz-Maurice	FS	Fr.-r	6-1/200	Newtown, Pa./Council Rock North
	Ryan Flanagan	OT	So.	6-6/280	West Chester, Pa./West Chester East (Army)
84	Matt Goff*	WS/P	So.-r	6-0/190	Fairfax, Va./Robinson
88	Julius Graves	WR	Fr.-r	5-9/175	Reidsville, N.C./Reidsville
13	Gerren Griffin**	SS	Jr.-r	6-1/200	Fairburn, Ga./Sandy Creek
	Aaron Harper	RB/LB	Fr.	6-2/230	Fredericksburg, Va./Courtland
34	Marcus Haywood***	FS	Sr.-r	6-0/190	Williamsburg, Va./Brunton
33	Reggie Hicks**	SS	Jr.-r	6-0/205	Kittrell, N.C./Southern Vance
37	David Hill*	SS	So.-r	5-10/185	Audubon, N.J./Audubon
14	Eugene Holloman*	TB	Sr.-r	5-11/170	Virginia Beach, Va./Bayside/Highland C.C.
	Jonathan Holts	LB	Fr.	6-1/205	Grotoes, Va./Spotswood
25	Markus Hunter	CB	Fr.-r	5-9/195	High Point, N.C./Southwest Guilford
	Josh Johnson	LB	Fr.	6-2/220	Forestville, Md./St. John's/Fork Union
56	Shelton Johnson**	DE	Sr.-r	6-1/230	Norfolk, Va./Granby
49	Trae Kenney**	FB	Jr.-r	6-0/250	Richmond, Va./Hermitage
82	Rick Kresinske	TE	Fr.-r	6-5/220	Virginia Beach, Va./Salem
7	Rodney Landers ***	QB	Sr.-r	6-1/220	Virginia Beach, Va./Tallwood
62	Scott Lemn***	OC	Sr.-r	6-3/285	Virginia Beach, Va./Kempsville/Navy Prep
23	Kerby Long	WR/OB	Fr.-r	5-11/170	Arlington, Va./Yorktown/Fork Union Military
8	Rockeed McCarter**	WR	Jr.	6-3/215	Philadelphia, Pa./Roman Catholic
2	Evan McCollough***	WS	Sr.	5-10/195	Springdale, Md./C.H. Flowers
19	Scotty McGee**	CB	Jr.-r	5-9/180	Virginia Beach, Va./Ocean Lakes
89	Doug McNeil	WR	Fr.-r	6-3/195	Baltimore, Md./New Town
52	Arthur Moats**	DE	Jr.	6-2/240	Portsmouth, Va./Churchland
59	Brandon Monroe*	OG	So.-r	6-2/275	Virginia Beach, Va./Landstown
51	Vidal Nelson	LB	Fr.-r	5-11/205	Virginia Beach, Va./Kellam
44	Charlie Newman **	TE	Jr.	6-2/240	Harrisonburg, Va./Turner Ashby
30	Scott Noble*	TB	So.	5-11/205	Baltimore, Md./Franklin
27	Andre Parrott*	CB	So.-r	5-9/170	Williamsburg, Va./Brunton
50	Mike Pope**	OG	Jr.-r	6-0/270	Matthews, Va./Matthews
40	Jason Pritchard***	P/PK	Sr.-r	6-0/250	Mechanicsville, Va./Atlee
18	Darrius Ramsey***	CB	Sr.	5-10/170	Yorktown, Va./Grafton
42	Brandon Randolph*	FS	Jr.-r	6-0/195	Richmond, Va./Lee-Davis
	Aaron Reed	OL	Fr.	6-5/310	Linville, Va./Broadway
	Lee Reynolds	RB	Fr.	5-10/190	Baltimore, Md./Baltimore Poly Tech
	Jonathan Rose	TB	Fr.-r	5-10/190	Amherst, Va./Amherst
1	Jamaris Sanders**	WS	Jr.	5-10/185	Newport News, Va./Warwick
41	Matt Seeger	LB	Fr.-r	6-0/200	Herndon, Va./Herndon
76	Theo Sherman*	OT	So.-r	6-4/300	Danville, Va./Chatham
98	J.D. Skolnitsky**	DT	Jr.-r	6-5/255	Fairfax, Va./Fairfax
63	Andy Smith	P	Fr.-r	6-2/180	Remington, Va./Liberty
38	Anthony Smith	WR	Fr.-r	5-8/175	Fredericksburg, Va./Courtland
	Donny Smith	OG	Jr.	6-1/270	Sterling, Va./Park View (West Virginia)
97	Dave Stannard*	PK	Sr.-r	5-9/185	Midlothian, Va./Clover Hill
48	Jamal Sullivan*	TB	So.-r	5-9/205	Ruther Glen, Va./Caroline
95	Quintrel Thomas*	DT	So.-r	6-5/255	Chesapeake, Va./Western Branch/Tilton
	Justin Thorpe	QB	Fr.	6-2/210	Richmond, Va./Varina
26	Marcus Turner*	WR	So.-r	6-0/175	Berlin, N.J./Eastern
	Jamie Veney	LB	Fr.	6-3/215	Kilmarnock, Va./Lancaster/Fork Union
78	Arthur Walker*	OT	So.-r	6-3/325	Newport News, Va./Heritage
10	Patrick Ward***	WR	Sr.	5-10/190	Harrisonburg, Va./Harrisonburg
	Earl Watford	OL	Fr.	6-5/275	Philadelphia, Pa./Simon Gratz
77	Dominique White**	DT	Jr.-r	5-8/285	Hampton, Va./Hampton
5	Bosco Williams**	WR	Jr.-r	6-2/215	Clifton Forge, Va./Alleghany
	Chase Williams	LB	Fr.	5-11/220	Gaithersburg, Md./Northwest
32	Jonathan Williams	WS	Fr.-r	6-0/190	Ridgeway, Va./Magna Vista
24	Pat Williams	WS	Fr.-r	6-1/205	Virginia Beach, Va./First Colonial
	Richard Williams	OC	Fr.	6-3/290	Danville, Va./George Washington
55	Dixon Wright	PK	Fr.-r	5-10/180	Crossnore, N.C./Avery County
17	Griff Yancey*	TB	So.-r	5-11/195	Glen Allen, Va./Hermitage

## 2008 NOTES

-- Quarterback Rodney Landers in 2007 set JMU's season total offense record (2,951) yards while passing for 1,678 yards and 13 touchdowns and running for 1,273 yards and 12 scores. His 1,273 rushing are the most in a season for a JMU quarterback and the Dukes' No. 3 season mark overall. He was 14th nationally in passing efficiency (148.22), 20th in yards of total offense per game (245.9) and 26th in rushing yards per game (106.1).

-- JMU during the last four seasons has compiled a 37-13 record and made three NCAA playoff appearances, including winning the 2004 national championship.

-- JMU's 2008 schedule includes four opponents that advanced in last season's NCAA playoffs -- champion Appalachian State, runner-up Delaware, semifinalist Richmond, and quarterfinalist Massachusetts. Three of the games will be at JMU, including the meeting with Appalachian State that matches programs that have combined for the last four national titles.

-- JMU in 2007 was the national leader in fewest quarterback sacks allowed, giving up only six for a minus-27 yards in 12 games. The Dukes were seventh nationally in rushing offense (265.1 yards per game).

-- Dave Stannard in 2007 set JMU's season record for points kicking (85) and had the team's No. 2 all-time season scoring total with 91 points. He had 12 field goals (14 attempts), 49 conversion kicks (51 tries) and a rushing touchdown.

-- Cornerback Scotty McGee has returned a kickoff for a touchdown during each of the last two seasons and is averaging 31.6 yards on 28 career returns.

-- Tenth-year JMU coach Mickey Matthews (1999-2008) will enter the 2008 season with a 64-44 record with the Dukes and needing only four victories to become the program's all-time winningest coach. Challace McMillin (1972-84), who had a 67-56-1 career record as JMU's first football coach, has the record for coaching wins with the Dukes.

-- JMU in 2008 expects again to have the services of tailback Eugene Holloman who missed most of last season with a knee problem. Holloman in 2006 was first-team all-conference when in 10 games he ran for 1,085 yards and eight touchdowns and caught 11 passes for 122 yards and a score. He ran for 180 yards in limited 2007 play.



HEAD COACH MICKEY MATTHEWS



# ALL-STAR CANDIDATES



## MARCUS HAYWOOD

**Senior - Free Safety**  
**6-0 - 190 - Williamsburg, Va.**

-- Two-year starter who is expected to move into All-America Tony LeZotte's free safety position after working previously at strong safety. Second-team All-Virginia Division I in 2007.

-- JMU's leading returning tackler and third on the team overall in stops in 2007 with 93. Second on last season's team in tackles for loss with eight.

-- Led JMU with a career-high 15 tackles, 10 unassisted, last season at Delaware and tied for the team lead with 10 stops at Rhode Island.

### HAYWOOD'S CAREER STATS

YEAR	GP	S-A-Tackles	SK/TFL	Int	PBU	FF/FR
2005	9	3-8-11	1.0/1.0	0	0	0/1
2006	12	27-26-53	1.0/4.0	1	4	1/0
2007	12	53-40-93	0.5/8.0	1	1	0/1
Career	33	83-74-157	2.5/13.0	2	5	1/2



## RODNEY LANDERS

**Senior - Quarterback**  
**6-1 - 220 - Virginia Beach, Va.**

-- Returning starter who was second-team all-conference and first-team All-Virginia Division I in 2007.

-- In 2007 in his first season as a starter threw for 1,678 yards and 13 touchdowns and ran for 1,273 yards and 12 scores. Set JMU season records for yards of total offense (2,951) and rushing yards by a quarterback. Set JMU's game total offense record with a 408-yard effort at Rhode Island (242 passing, 166 rushing).

-- Completed 63.4 percent of his passes. Was intercepted only five times and had a passing efficiency rating of 148.22. Had six 100-yard rushing games in 2007.

### LANDERS' CAREER STATS

YEAR	GP	----- Passing -----					--- Rushing ---		
		Att.-Comp.-Int.	Yds.	TD	Lg.	Att.	Yds.	TD	
2005	8	5-7-0	47	1	15	25	212	2	
2006	8	4-6-0	29	0	11	24	222	1	
2007	12	130-205-5	1678	13	61	223	1273	12	
Career	29	139-218-5	1754	14	61	272	1707	15	



## EUGENE HOLLOWMAN

**Senior - Running Back**  
**5-11 - 170 - Virginia Beach, Va.**

-- Returnee who missed most of 2007 with a knee injury.

-- Ran for 180 yards in two games in 2007. In 2006 in 10 games ran for 1,085 yards and eight touchdowns and catching 11 passes for 122 yards and a score in his first JMU season after transferring from Highland (Kan.) Community College.

-- First-team all-conference in 2006. Had six 100-yard rushing games, including a season-best 171 yards on 15 carries (80- and 50-yard scoring runs) against Delaware.

### HOLLOWMAN'S CAREER STATS

YEAR	GP	No.	Yds	TD	Long	Avg/G	Avg/C
2006	10	192	1085	8	80	108.50	5.65
2007	2	49	180	0	27	90.00	3.67
Career	12	241	1265	8	80	105.42	5.25



## EVAN MCCOLLOUGH

**Senior - Cornerback**  
**5-10 - 195 - Springdale, Md.**

-- Third-year starter at cornerback and JMU's No. 4 returning tackler. Second-team All-CAA and All-Virginia Division I in 2007.

-- In 2007, took part in 57 tackles, including a career-high-tying 12 against Towson. Had six or more stops in four other games.

-- Had a 2007 interception against New Hampshire to set up a tying JMU touchdown in the second half.

### MCCOLLOUGH'S CAREER STATS

YEAR	GP	S-A-Tackles	SK/TFL	Int	PBU	FF/FR
2005	8	21-8-29	0.0/0.0	0	2	0/0
2006	11	37-14-51	0.0/1.0	0	1	0/0
2007	11	32-25-57	0.0/2.5	1	4	1/0
Career	30	90-47-137	0.0/3.5	1	7	1/0



## TEAM STATISTICS

	James Madison	Opponent
<b>SCORING</b>	400	265
Points Per Game	33.3	22.1
<b>FIRST DOWNS</b>	244	216
Rushing	153	88
Passing	81	109
Penalty	10	19
<b>RUSHING YARDAGE</b>	3181	1519
Yards gained rushing	3394	1823
Yards lost rushing	213	304
Rushing Attempts	595	453
Average Per Rush	5.3	3.4
Average Per Game	265.1	126.6
TDs Rushing	37	19
<b>PASSING YARDAGE</b>	1739	2371
Att-Comp-Int	214-135-5	361-230-8
Average Per Pass	8.1	6.6
Average Per Catch	12.9	10.3
Average Per Game	144.9	197.6
TDs Passing	14	15
<b>TOTAL OFFENSE</b>	4920	3890
Total Plays	809	814
Average Per Play	6.1	4.8
Average Per Game	410.0	324.2
KICK RETURNS: #-YARDS	51-1163	51-917
PUNT RETURNS: #-YARDS	23-172	18-125
INT RETURNS: #-YARDS	8-45	5-85
KICK RETURN AVERAGE	22.8	18.0
PUNT RETURN AVERAGE	7.5	6.9
INT RETURN AVERAGE	5.6	17.0
<b>FUMBLES-LOST</b>	23-15	22-6
<b>PENALTIES-YARDS</b>	73-602	68-581
Average Per Game	50.2	48.4
<b>PUNTS-YARDS</b>	37-1338	55-1972
Average Per Punt	36.2	35.9
Net punt average	32.2	31.6
TIME OF POSSESSION/GAME	30:51	29:09
<b>3RD-DOWN CONVERSIONS</b>	75/159	61/171
3rd-Down Pct	47%	36%
<b>4TH-DOWN CONVERSIONS</b>	15/26	17/34
4th-Down Pct	58%	50%
<b>SACKS BY-YARDS</b>	26-156	6-27
<b>MISC YARDS</b>	0	0
<b>TOUCHDOWNS SCORED</b>	52	35
<b>FIELD GOALS-ATTEMPTS</b>	13-15	9-12
<b>ON-SIDE KICKS</b>	1-1	1-1
<b>RED-ZONE SCORES</b>	48-52 92%	33-40 82%
<b>RED-ZONE TOUCHDOWNS</b>	38-52 73%	26-40 65%
<b>PAT-ATTEMPTS</b>	49-52 94%	28-32 88%
<b>ATTENDANCE</b>	87069	115106
Games/Avg Per Game	6/14512	6/19184
Neutral Site Games		0/0

## INDIVIDUAL PASSING

Name	GP	Effic	Att-Cmp-Int	Pct	Yds	TD	Long	Avg/G
Rodney Landers	12	148.22	130-205-5	63.4	1678	13	61	139.8
Drew Dudzik	7	191.77	5-7-0	71.4	61	1	22	8.7
L.C. Baker	9	0.00	0-1-0	0.0	0	0	0	0.0
TEAM	8	0.00	0-1-0	0.0	0	0	0	0.0
<b>Total.....</b>	<b>12</b>	<b>148.26</b>	<b>135-214-5</b>	<b>63.1</b>	<b>1739</b>	<b>14</b>	<b>61</b>	<b>144.9</b>
<b>Opponents.....</b>	<b>12</b>	<b>128.16</b>	<b>230-361-8</b>	<b>63.7</b>	<b>2371</b>	<b>15</b>	<b>65</b>	<b>197.6</b>

## INDIVIDUAL RUSHING

Name	GP	Att	Gain	Loss	Net	Avg	TD	Long	Avg/G
Rodney Landers	12	223	1324	51	1273	5.7	12	34	106.1
Griff Yancey	11	105	688	23	665	6.3	8	86	60.5
Antoinne Bolton	12	116	649	22	627	5.4	7	55	52.2
Jamal Sullivan	6	36	217	5	212	5.9	4	44	35.3
Eugene Holloman	2	49	194	14	180	3.7	0	27	90.0
L.C. Baker	9	7	114	2	112	16.0	1	42	12.4
Scott Noble	8	24	105	8	97	4.0	4	32	12.1
Reggie Hicks	7	10	58	0	58	5.8	0	9	8.3
Drew Dudzik	7	9	37	11	26	2.9	0	9	3.7
Dave Stannard	12	1	7	0	7	7.0	1	7	0.6
Marcus Turner	9	1	1	0	1	1.0	0	1	0.1
Patrick Ward	6	1	0	4	-4	-4.0	0	0	-0.7
Jason Pritchard	12	2	0	19	-19	-9.5	0	0	-1.6
TEAM	8	11	0	54	-54	-4.9	0	0	-6.8
<b>Total.....</b>	<b>12</b>	<b>595</b>	<b>3394</b>	<b>213</b>	<b>3181</b>	<b>5.3</b>	<b>37</b>	<b>86</b>	<b>265.1</b>
<b>Opponents.....</b>	<b>12</b>	<b>453</b>	<b>1823</b>	<b>304</b>	<b>1519</b>	<b>3.4</b>	<b>19</b>	<b>84</b>	<b>126.6</b>

## INDIVIDUAL RECEIVING

Name	GP	No	Yds	Avg	TD	Long	Avg/G
L.C. Baker	9	28	397	14.2	3	52	44.1
Rockeed McCarter	12	20	285	14.2	2	56	23.8
Mike Caussin	10	18	279	15.5	3	38	27.9
Bosco Williams	12	18	257	14.3	1	61	21.4
Antoinne Bolton	12	12	106	8.8	0	26	8.8
Ray Brown	10	10	116	11.6	0	23	11.6
Griff Yancey	11	9	79	8.8	1	21	7.2
Scott Noble	8	5	74	14.8	0	31	9.2
Marcus Turner	9	5	68	13.6	1	31	7.6
Charlie Newman	12	4	25	6.2	1	11	2.1
Eugene Holloman	2	3	15	5.0	1	11	7.5
Patrick Ward	6	1	19	19.0	0	19	3.2
Jamal Sullivan	6	1	12	12.0	0	12	2.0
Reggie Hicks	7	1	7	7.0	1	7	1.0
<b>Total.....</b>	<b>12</b>	<b>135</b>	<b>1739</b>	<b>12.9</b>	<b>14</b>	<b>61</b>	<b>144.9</b>
<b>Opponents.....</b>	<b>12</b>	<b>230</b>	<b>2371</b>	<b>10.3</b>	<b>15</b>	<b>65</b>	<b>197.6</b>

## INDIVIDUAL DEFENSIVE LEADERS

	Name	GP	-----Tackles-----			TFL/Yds	-Sacks- No-Yds	-----Pass Def-----		---Fumbles---		Blkd Kick	Saf
			Solo	Ast	Total			Int-Yds	BrUp	FR-Yds	FF		
21	Tony LeZotte	12-12	51	44	95	4.5-8	.	2-15	8	.	.	.	
46	Justin Barnes	12-12	46	48	94	6.0-18	1.5-11	.	3	1-0	1	.	
34	Marcus Haywood	12-12	53	40	93	8.0-31	0.5-3	1-2	1	1-0	.	.	
11	D.J. Brandon	12-12	34	41	75	5.5-29	1.0-9	.	.	1-0	1	.	
6	Nick Adams	12-12	35	34	69	2.0-7	.	2-4	3	.	1	.	
99	Hassan Abdul-Wahid	12-12	23	41	64	4.5-20	2.5-14	.	1	.	1	.	
2	Evan McCollough	11-11	32	25	57	2.5-7	.	1-4	4	.	1	.	
98	J.D. Skolnitsky	12-11	10	43	53	4.0-18	2.0-13	.	2	.	.	1	
52	Arthur Moats	12-5	26	19	45	7.5-41	6.5-38	.	.	1-0	.	.	
90	John Baranowsky	11-11	12	31	43	5.0-31	4.5-30	.	.	.	.	.	
	<b>Total.....</b>	<b>12-0</b>	<b>438</b>	<b>476</b>	<b>914</b>	<b>63-255</b>	<b>26-156</b>	<b>8-45</b>	<b>32</b>	<b>6-0</b>	<b>10</b>	<b>4</b>	
	<b>Opponents.....</b>	<b>12-0</b>	<b>458</b>	<b>490</b>	<b>948</b>	<b>49.0-144</b>	<b>6-27</b>	<b>5-85</b>	<b>16</b>	<b>15-105</b>	<b>9</b>	<b>2</b>	

## 2007 GAME-BY-GAME

Date	Time	Opponent	JMU		OPP		Offense			Defense					
			Att.	CCA SN	CCA SN	Run	Pass	Total	Passes	TO	Run	Pass	Total	Passes	TO
S1	L 14-37	at North Carolina	58,500	7 8		150	100	250	14-22-2	3	100	227	327	14-19-1	2
S8	W 41-24	New Hampshire	14,021	11 10	5 5	285	241	526	14-22-0	1	79	353	432	36-47-2	2
S15	W 45-17	VMI	15,083	7 9		298	184	482	13-16-0	1	152	102	254	9-15-0	0
S22	W 45-10	Coastal Carolina	15,260	9 8	rv	232	163	395	9-13-0	0	47	131	178	18-29-0	1
S29	W 35-7	Villanova	15,035	9 9	rv rv	207	300	507	25-32-0	0	77	124	201	15-23-1	1
O6	W 21-14	at Northeastern	2,083	9 9		209	57	266	10-12-0	1	207	188	395	20-37-2	2
O13	W 44-27	at Rhode Island	6,163	9 9		334	242	576	11-15-0	3	219	187	406	15-23-1	1
O27	L 16-17	Richmond	14,009	6 6	14 14	127	129	256	8-22-1	3	171	74	245	11-22-1	2
N3	L 34-37	at Delaware	22,061	12 12	7 7	403	39	442	5-16-1	4	161	257	418	23-42-0	0
N10	W 55-34	at William & Mary	12,259	15 16		371	89	460	9-16-0	1	102	253	355	17-27-0	0
N17	W 23-13	Towson	13,661	13 14		260	71	331	7-12-0	0	0	349	349	40-60-0	1
N24	L 27-28	at Appalachian State	14,040	9 12	6 5	312	124	436	10-17-1	3	204	126	330	12-17-0	2



## QUICK FACTS

Location \_\_\_\_\_ Orono, Maine  
 Enrollment \_\_\_\_\_ 11,500  
 Nickname \_\_\_\_\_ Black Bears  
 Colors \_\_\_\_\_ Navy Blue, Sky Blue & White  
 Website \_\_\_\_\_ www.goblackbears.com  
 Stadium \_\_\_\_\_ Morse Field at Alford Stadium  
 Stadium Capacity \_\_\_\_\_ 10,000  
 Stadium Surface \_\_\_\_\_ Artificial Grass  
 President \_\_\_\_\_ Dr. Robert Kennedy  
 Athletics Director \_\_\_\_\_ Blake James  
 Head Coach \_\_\_\_\_ Jack Cosgrove  
 Head Coach Alma Mater, Year \_\_\_\_\_ Maine, 1978  
 Football Contact \_\_\_\_\_ Doug DeBiase, Assoc. Mgr./Media Relations  
 Football Contact Office Phone \_\_\_\_\_ 207-581-3596  
 Lettermen Returning/Lost \_\_\_\_\_ 34/16  
 Offensive Starters Returning/Lost \_\_\_\_\_ 6/6  
 Defensive Starters Returning/Lost \_\_\_\_\_ 8/3  
 2008 Fall Camp Reporting Date \_\_\_\_\_ August 3

## 2008 SCHEDULE

Date	Opponent	Location	Series Record
Aug. 30	__ at Iowa _____	Iowa City, Iowa _____	First Meeting
Sept. 6	__ at Monmouth _____	West Long Branch, N.J. _____	1-0
Sept. 13	__ STONY BROOK _____	Orono, Maine _____	0-1
Sept. 20	__ *at Richmond _____	Richmond, Va. _____	10-10
Sept. 27	__ *JAMES MADISON _____	Orono, Maine _____	4-7
Oct. 11	__ *at Delaware _____	Newark, Del. _____	6-21
Oct. 18	__ *HOFSTRA _____	Orono, Maine _____	6-10
Oct. 25	__ *NORTHEASTERN _____	Orono, Maine _____	23-16
Nov. 1	__ IONA _____	Orono, Maine _____	First Meeting
Nov. 8	__ *at Massachusetts _____	Amherst, Mass. _____	13-40
Nov. 15	__ *at Rhode Island _____	Kingston, R.I. _____	49-34
Nov. 22	__ *NEW HAMPSHIRE _____	Orono, Maine _____	43-46

\* - CAA Football Game  
 Home Games in CAPS - Schedule subject to change



### HEAD COACH:

Jack Cosgrove



Overall Record (Years):  
80-90 (15 years)

Record at School (Years):  
80-90 (15 years)

### COACHING STAFF:

Robb Smith \_\_\_\_\_ Assistant Head Coach/Defensive Coordinator/Linebackers  
 Kevin Bourgoin \_\_\_\_\_ Offensive Coordinator/Quarterbacks  
 Joe Rossi \_\_\_\_\_ Special Teams Coordinator/Defensive Backs  
 Dwayne Wilmot \_\_\_\_\_ Recruiting Coordinator/Dir. of Personnel/Defensive Line  
 Frank Giufre \_\_\_\_\_ Offensive Line  
 Phil McGeoghan \_\_\_\_\_ Wide Receivers  
 Jermaine Walker \_\_\_\_\_ Defensive Assistant  
 Tom McEntire \_\_\_\_\_ Defensive Assistant  
 Dennis Dottin-Carter \_\_\_\_\_ Defensive Assistant

## 2007 RESULTS -- 4-7, 3-5 CAA

Home Stadium: Morse Field at Alford Stadium (10,000)

Home: 3-2      Away: 1-5      vs. Division: 2-3      vs. Top 25 (CCA): 0-3  
 Total Home Attendance: 27,443      Average Home Attendance: 5,488

Sept. 1	[-/rv]	MONMOUTH	W 21-14	7,312
Sept. 8	[rv/rv]	at Connecticut [ERT/E360]	L 0-38	35,413
Sept. 15	[-/rv]	at Villanova {rv/rv}	L 17-24 (OT)	11,117
Sept. 22		MASSACHUSETTS [CN8] {3/3}	L 7-38	6,167
Oct. 6		at Hofstra [ESPNU-TD] {12/12}	L 13-38	7,424
Oct. 13		WILLIAM AND MARY [WABI]	L 20-21	7,122
Oct. 20		at Stony Brook	L 23-30 (OT)	7,328
Oct. 27		at Northeastern	W 20-14	4,340
Nov. 3		TOWSON [WABI]	W 16-13	2,562
Nov. 10		RHODE ISLAND [WABI] {-/rv}	W 35-0	4,280
Nov. 17		at New Hampshire {19/20}	L 14-39	6,222

CAA Team's Coaches & Sports Network Rankings listed prior to Opponent/Opponent's Coaches & Sports Network Rankings listed after Opponent at time game was played

## BY THE NUMBERS... STARTERS RETURNING

### OFFENSE (6)


Ryan Canary, OL  
 Christopher Arnao, OL  
 Adam Farkes, QB  
 Jhamal Fluellen, TB  
 Kenneth Fersner, WR  
 Landis Williams, WR

### DEFENSE (8)

Jovan Belcher, DL  
 Jonathan Pirruccello, DL  
 Andrew Downey, LB  
 Jordan Stevens, LB  
 Jonathan Calderon, DB  
 Brandon McLaughlin, DB  
 Lamir Whetstone, DB  
 Derrick Harris, DB

### SPECIAL TEAMS (1)

Kash Kiefer, P



DEFENSIVE LINEMAN JOVAN BELCHER



## SPRING ROSTER

No.	Name	Pos.	Cl.	Ht\Wt.	Hometown/HS (Last School)
2	Landis Williams**	WR	Jr.	5-10\180	Pemberton, N.J./Pemberton
3	Lamir Whetstone***	DB	Sr.	6-0\179	Trenton, N.J./Notre Dame Prep
5	Jerron Pearson***	TB	Sr.	5-10\176	Elkridge, Md./Our Lady of Good Counsel
6	Kenneth Fersner***	WR	Sr.	6-0\197	Stamford, Conn./Stamford
7	Adam Farkes*	QB	So.	6-2\200	Boston, Mass./Buckingham, Browne & Nichols
9	Jovan Belcher***	DL	Sr.	6-2\228	West Babylon, N.Y./West Babylon
10	Andrew Downey***	LB	Sr.	6-1\228	Kingston, N.Y./Kingston
11	Wellington Talkpa*	HB	Sr.	6-0\241	Hamilton, N.J./The Hun School
12	Christopher Treister	QB	Fr-r.	6-0\190	Cape Elizabeth, Maine/Portland
14	Derek Session	HB	Fr-r.	6-1\216	Baltimore, Md./Paul Dunbar
15	Michael Brusko**	QB	Jr.	6-3\226	Zionsville, Pa./Emmaus
16	Gabe Hinds	QB	Fr-r.	5-8\162	Augusta, Maine/Cony
17	Kash Kiefer**	P	Sr.	5-11\185	Bridgeport, W.Va./Bridgeport (West Virginia)
19	Dominic Cusano*	DB	Jr.	5-9\169	Wallingford, Conn./Sheehan
20	Steven Barker**	DB	Jr.	5-10\181	Teaneck, N.J./Bergen County Tech
21	Teron Allen**	TB	Sr.	5-10\214	Clairton, Pa./Clairton
22	Lionel Nixon Jr.***	DB	Sr.	5-11\175	New Haven, Conn./Hyde School
23	Brandon McLaughlin**	DB	Jr.	6-3\219	Pittsburgh, Pa./Schenley
24	Troy Harris**	DB	Jr.	5-11\198	Bedford, Pa./Bedford
25	Desmond Randall**	WR	Jr.	6-0\184	West Seneca, N.Y./West Seneca
26	Derrick Harris*	DB	So.	5-11\191	Bedford, Pa./Bedford
28	Jonathan Calderon***	DB	Sr.	5-10\183	Jersey City, N.J./Hudson Catholic
29	Trevor Coston	DB	Fr-r.	5-10\188	Greenlawn, N.Y./John Glenn
30	Sean Wasson***	LB	Sr.	6-1\235	Norwood, Pa./Interboro
31	Derek Buttles	HB	Fr-r.	6-4\214	Pike, N.Y./Letchworth Central
32	Jhamal Fluellen**	TB	Sr.	5-9\186	Lockport, N.Y./Lockport H.S. (Syracuse)
33	Jermaine Henderson*	TB	So.	5-11\217	Batavia, N.Y./Batavia
34	Roosevelt Boone	TB	Fr-r.	5-8\165	Washington, D.C./Christchurch School
35	Ryan McCrossan*	LB	So.	6-1\224	Sparta, N.J./Seton Hall Prep
36	Jerron McMillian	DB	Fr-r.	5-11\196	Hillside, N.J./Hillside
39	Norman Smith	DB	Fr-r.	6-0\176	Hoboken, N.J./Hoboken
42	Robert Admire	LB	Jr.	6-1\241	Catawissa, Pa./South Columbia
44	Jordan Stevens**	DL	Jr.	6-2\242	Temple, Maine/Bridgton Academy
45	Jared Turcotte	HB	Fr-r.	6-2\232	Lewiston, Maine/Lewiston
47	Mark Masterson**	LB	Jr.	6-3\223	Williamstown, N.J./Williamstown
48	Marcus Simmons	DB	Fr-r.	6-1\195	Brooklyn, N.Y./Xaverian
49	Levi Ervin*	LB	So.	6-2\213	Lisbon Falls, Maine/Lisbon
50	Matthew Barber	OL	So.	6-6\278	Gaithersburg, Md./Damascus
51	Conor Keating	LB	Fr-r.	6-0\222	Milton, Mass./St. Sebastian's
52	Eamon White	OL	Fr-r.	6-1\281	Portland, Maine/Portland
55	Ryan Canary***	OL	Sr.	6-2\276	Point Pleasant, N.J./Point Pleasant Borough
63	Christopher Parcells***	OL	Sr.	6-4\274	Short Hills, N.J./Milburn
64	Steven Shea	OL	Fr-r.	6-4\277	Corinna, Maine/Nokomis Regional
69	Michael Geftic	OL	Jr.	6-4\284	North Caldwell, N.J./West Essex
71	Raibonne Charles	DL	Fr-r.	6-0\237	Windham, Maine/Windham
72	Tyler Eastman	OL	Jr.	6-6\313	Old Town, Maine/Old Town
75	Christopher Arnao***	OL	Sr.	6-7\305	Newtown, Pa./Notre Dame Prep
76	Alex Batanian**	OL	Jr.	6-6\278	McMurray, Pa./Peter's Township
77	Kevin Phanor	DL	Fr-r.	6-1\269	Brooklyn, N.Y./Brooklyn Technical
82	Jeremy Kelley*	WR	So.	6-6\223	West Seneca, N.Y./West Seneca
87	Benjamin Delcourt	WR	Fr.	6-0\180	Standish, Maine/Bonny Eagle
88	Tyrell Jones*	WR	So.	6-3\207	Gaithersburg, Md./Our Lady of Good Counsel
90	Jonathan Pirruccello***	DL	Sr.	6-3\251	Turner, Maine/Leavitt
95	Albert Serena*	DL	Jr.	6-5\240	McKeesport, Pa./South Allegheny
97	Ryan Nani	DL	So.	6-2\282	LANOKA HARBOR, N.J./Toms River North

## 2008 NOTES


-- Maine returns 22 players who started at least one game during the 2007 season. In all, the 22 players combined for 163 starts last season.

-- Senior defensive end Jovan Belcher returns in 2008 after earning a pair of All-America honors last season. He earned second-team honors from the Associated Press and third-team honors from The Sports Network. It marks the first time since the 2005 season that Maine has a returning All-American. In 2005, Arel Gordon returned for his junior season after earning Sports Network Third-Team All-America honors as a return specialist.

-- The Black Bear passing attack should continue to build off the success it tasted near the end of last season, as the team returns both quarterbacks and 72.5 percent of its pass receptions from 2007. Junior Michael Brusko and sophomore Adam Farkes will battle it out for the starting quarterback spot for the second-straight year. Brusko led Maine to three wins last season, while Farkes led the Black Bears to a come-from-behind 20-14 win at Northeastern. Farkes started the middle six games of the season as he began to develop a strong reprieve with wideout Landis Williams. Williams led the team in receptions (38), yards (481), average yards per catch (12.7) and touchdowns (6). Five of his six touchdown receptions went for at least 20 yards. Maine returns three of its top four pass catchers from a season ago.

-- Tailback Jhamal Fluellen returns for his senior season in 2008, and will be looking to build off one of the most productive seasons by a running back in school history. Fluellen earned 2007 Third-Team All-CAA honors after he rushed for 1,052 yards, thus becoming just the eighth back in school history to top 1,000 yards on the ground in a season. Backing up Fluellen will be sophomore Jermaine Henderson, who saw extensive over the final few games of 2007. He rushed for 51 yards in back-to-back games versus Rhode Island and Towson, while also registering his first career touchdown -- the eventual game-winning score against the Tigers. The backs will run behind an offensive line that returns a pair of starters, including Second-Team All-CAA pick Ryan Canary (C). The Black Bear O-line paved the way for Maine to finish fourth in the league in rushing in 2007.

-- Maine's defensive line has been a strong reason why the Black Bears have finished in the top third nationally in total defense in each of the past three seasons. The unit will benefit from the return of three starters, including Jovan Belcher (All-America DE), Jonathan Pirruccello (NT) and Jordan Stevens (DE, moving from LB). Belcher led the CAA in sacks and tackles for loss last season.



HEAD COACH JACK COSGROVE



# ALL-STAR CANDIDATES




## RYAN CANARY

**Senior - Offensive Line**  
**6-2 - 276 - Pt. Pleasant, N.J.**

- Entering his third-straight season as a starter at center.
- Has started 22-straight games at the position.
- Named to the 2007 All-CAA Second-Team.
- Has helped pave the way for Maine to finish in the top four in rushing in the

CAA during the last two seasons.

-- Helped pave the way for Jhamal Fluellen to rush for 1,052 yards in 2007.



## ANDREW DOWNEY

**Senior - Linebacker**  
**6-1 - 228 - Kingston, N.Y.**

- Enters third-straight season as a starter at linebacker.
- Has earned All-Conference honors in each of the last two seasons, including Second-Team All-CAA honors in 2007.
- Ranked 12th in the CAA in tackles per game in 2007 (8.7 tpg).
- Recorded double-digit tackles in three games in 2007, including a career-high 14 tackles versus Massachusetts.

### DOWNEY'S CAREER STATS

YEAR	GP	S-A-Tackles	SK/TFL	Int	PBU	FF/FR
2005	10	9-11-20	0.0/1.0	0	0	0/0
2006	11	35-37-72	2.0/4.0	1	5	0/0
2007	9	37-41-78	2.0/5.0	0	2	2/1
Career	30	81-89-170	4.0/10.0	1	7	2/1



## JOVAN BELCHER

**Senior - Defensive Line**  
**6-2 - 228 - West Babylon, N.Y.**

- Entering his fourth-straight season as a starter on defense (first two at LB, last two at DE).
- Earned a pair of All-America honors in 2007, including a second-team honor by the Associated Press and a third-team honor from The Sports Network.
- Earned 2007 First-Team All-CAA honors after leading the league in sacks (10.0)

and tackles for loss (17.0) \*Ranked seventh nationally in quarterback sacks.

### BELCHER'S CAREER STATS

YEAR	GP	S-A-Tackles	SK/TFL	Int	PBU	FF/FR
2005	9	25-33-58	0.0/6.0	0	1	2/0
2006	11	24-28-52	0.5/3.5	0	0	1/0
2007	11	36-49-85	10.0/17.0	0	1	2/0
Career	31	85-110-195	10.5/26.5	0	2	5/0



## JHAMAL FLUELLEN

**Senior - Running Back**  
**5-9 - 186 - Lockport, N.Y.**

- Second-year starting tailback after transferring from Syracuse.
- Became the eighth back in school history top 1,000 yards rushing in 2007. Rushed for 1,052 yards and earned Third-Team All-CAA honors.
- Topped 100 yards rushing in five games last season, including a career-best 197-yard effort versus William & Mary.
- Caught a school-record tying 84 yard pass for a touchdown at New Hampshire last season.

-- Enters 2008 needing just 222 yards to top 2,000 all-purpose yards for his career.

-- Enters 2008 needing just 462 yards to move into the top 10 in school history for career rushing yards.

### FLUELLEN'S CAREER STATS

YEAR	GP	No.	Yds	TD	Long	Avg/G	Avg/C
2006	9	28	250	2	53	27.78	8.93
2007	11	223	1052	5	50	95.64	4.72
Career	20	251	1302	7	53	65.10	5.19



## 08 PREVIEW

### TEAM STATISTICS

	Maine	Opponent
<b>SCORING</b>	186	269
Points Per Game	16.9	24.5
<b>FIRST DOWNS</b>	172	197
Rushing	101	90
Passing	63	96
Penalty	8	11
<b>RUSHING YARDAGE</b>	1966	1606
Yards gained rushing	2177	1945
Yards lost rushing	211	339
Rushing Attempts	466	417
Average Per Rush	4.2	3.9
Average Per Game	178.7	146.0
TDs Rushing	10	17
<b>PASSING YARDAGE</b>	1397	2102
Att-Comp-Int	254-138-6	300-192-7
Average Per Pass	5.5	7.0
Average Per Catch	10.1	10.9
Average Per Game	127.0	191.1
TDs Passing	11	16
<b>TOTAL OFFENSE</b>	3363	3708
Total Plays	720	717
Average Per Play	4.7	5.2
Average Per Game	305.7	337.1
KICK RETURNS: #-YARDS	42-898	34-743
PUNT RETURNS: #-YARDS	22-206	28-171
INT RETURNS: #-YARDS	7-54	6-62
KICK RETURN AVERAGE	21.4	21.9
PUNT RETURN AVERAGE	9.4	6.1
INT RETURN AVERAGE	7.7	10.3
FUMBLES-LOST	10-7	16-8
<b>PENALTIES-YARDS</b>	73-629	51-446
Average Per Game	57.2	40.5
<b>PUNTS-YARDS</b>	72-2707	64-2389
Average Per Punt	37.6	37.3
Net punt average	33.3	31.3
TIME OF POSSESSION/GAME	31:24	28:31
<b>3RD-DOWN CONVERSIONS</b>	55/166	51/149
3rd-Down Pct	33%	34%
<b>4TH-DOWN CONVERSIONS</b>	9/19	9/15
4th-Down Pct	47%	60%
<b>SACKS BY-YARDS</b>	29-190	13-75
MISC YARDS	0	0
<b>TOUCHDOWNS SCORED</b>	22	35
FIELD GOALS-ATTEMPTS	10-14	8-12
ON-SIDE KICKS	0-0	0-1
RED-ZONE SCORES	23-31 74%	22-23 96%
RED-ZONE TOUCHDOWNS	14-31 45%	17-23 74%
PAT-ATTEMPTS	22-22 100%	33-34 97%
<b>ATTENDANCE</b>	27443	71844
Games/Avg Per Game	5/5489	6/11974
Neutral Site Games		0/0

### INDIVIDUAL PASSING

Name	GP	Effic	Att-Comp-Int	Pct	Yds	TD	Long	Avg/G
Adam Farkes	8	106.05	78-154-4	50.6	836	7	50	104.5
Michael Brusko	10	116.32	60-100-2	60.0	561	4	84	56.1
<b>Total.....</b>	<b>11</b>	<b>107.78</b>	<b>148-275-7</b>	<b>53.8</b>	<b>1501</b>	<b>11</b>	<b>84</b>	<b>136.5</b>
<b>Opponents.....</b>	<b>11</b>	<b>135.74</b>	<b>200-317-8</b>	<b>63.1</b>	<b>2225</b>	<b>18</b>	<b>67</b>	<b>202.3</b>

### INDIVIDUAL RUSHING

Name	GP	Att	Gain	Loss	Net	Avg	TD	Long	Avg/G
Jhamal Fluellen	11	223	1110	58	1052	4.7	5	50	95.6
Michael Brusko	10	72	408	68	340	4.7	4	29	34.0
Adam Farkes	8	74	288	37	251	3.4	0	15	31.4
Jermaine Henderson	10	57	185	30	155	2.7	1	21	15.5
Anthony Cotrone	9	15	96	0	96	6.4	0	20	10.7
Desmond Randall	11	4	32	0	32	8.0	0	18	2.9
Teron Allen	2	6	31	0	31	5.2	0	15	15.5
Kash Kiefer	11	1	17	0	17	17.0	0	17	1.5
Antonio Walcott	11	4	10	0	10	2.5	0	4	0.9
TEAM	7	10	0	18	-18	-1.8	0	0	-2.6
<b>Total.....</b>	<b>11</b>	<b>510</b>	<b>2442</b>	<b>250</b>	<b>2192</b>	<b>4.3</b>	<b>13</b>	<b>50</b>	<b>199.3</b>
<b>Opponents.....</b>	<b>11</b>	<b>479</b>	<b>2221</b>	<b>366</b>	<b>1855</b>	<b>3.9</b>	<b>20</b>	<b>71</b>	<b>168.6</b>

### INDIVIDUAL RECEIVING

Name	GP	No	Yds	Avg	TD	Long	Avg/G
Landis Williams	10	38	481	12.7	6	50	48.1
Jhamal Fluellen	11	27	302	11.2	2	84	27.5
Matthew Mulligan	11	13	157	12.1	2	26	14.3
Kenneth Fersner	10	12	131	10.9	0	23	13.1
Manzi Pierre	7	12	110	9.2	1	13	15.7
Tyrell Jones	11	8	67	8.4	0	17	6.1
Anthony Cotrone	9	8	55	6.9	0	11	6.1
Jermaine Henderson	10	6	33	5.5	0	16	3.3
Antonio Walcott	11	5	15	3.0	0	7	1.4
Jeremy Kelley	6	3	16	5.3	0	14	2.7
Desmond Randall	11	3	10	3.3	0	5	0.9
Wellington Talkpa	7	2	12	6.0	0	8	1.7
Michael Brusko	10	1	8	8.0	0	8	0.8
<b>Total.....</b>	<b>11</b>	<b>148</b>	<b>1501</b>	<b>10.1</b>	<b>11</b>	<b>84</b>	<b>136.5</b>
<b>Opponents.....</b>	<b>11</b>	<b>200</b>	<b>2225</b>	<b>11.1</b>	<b>18</b>	<b>67</b>	<b>202.3</b>

### INDIVIDUAL DEFENSIVE LEADERS

	Name	GP	-----Tackles-----			TFL/Yds	-Sacks- No-Yds	-----Pass Def-----		---Fumbles---		Blkd Kick	Saf
			Solo	Ast	Total			Int-Yds	BrUp	FR-Yds	FF		
4	John Wormuth	9-6	43	44	87	8.0-28	3.5-20	1-0	2	1-0	2	.	.
9	Jovan Belcher	11-8	36	49	85	17.0-95	10.0-73	.	1	.	2	.	.
10	Andrew Downey	9-7	37	41	78	5.0-14	2.0-8	.	2	1-0	2	.	.
44	Jordan Stevens	11-8	31	38	69	5.0-29	2.0-4	.	1	1-0	1	.	.
23	Brandon McLaughlin	11-8	16	48	64	2.5-10	.	.	3	.	.	.	.
3	Lamir Whetstone	9-7	26	24	50	2.0-5	.	.	2	1-0	.	.	.
90	Jonathan Pirruccello	11-8	15	25	40	6.0-32	3.5-25	.	.	1-0	.	.	.
28	Jonathan Calderon	10-6	21	17	38	.	.	2-34	1	.	.	.	.
26	Derrick Harris	10-4	24	13	37	2.0-10	.	.	4	.	.	.	.
96	Bruno Dorismond	11-8	12	25	37	3.5-14	1.0-10	.	1	2-0	.	.	.
	<b>Total.....</b>	<b>11-0</b>	<b>416</b>	<b>498</b>	<b>914</b>	<b>78-354</b>	<b>30-201</b>	<b>8-54</b>	<b>27</b>	<b>9-0</b>	<b>7</b>	<b>2</b>	<b>.</b>
	<b>Opponents.....</b>	<b>11-0</b>	<b>424</b>	<b>509</b>	<b>933</b>	<b>71.0-254</b>	<b>13-75</b>	<b>7-66</b>	<b>26</b>	<b>7-17</b>	<b>8</b>	<b>1</b>	<b>1</b>

### 2007 GAME-BY-GAME

Date	Time	Opponent	MAINE		OPP		Run	Pass	Offense			Defense				
			CCA	SN	CCA	SN			Total	Passes	TO	Run	Pass	Total	Passes	TO
S1	W 21-14	Monmouth	7,312	rv			278	64	342	11-19-1	1	61	173	234	14-26-0	0
S8	L 0-38	at Connecticut	35,413	rv	rv		64	88	152	15-26-2	2	183	196	379	18-29-1	1
S15	L 17-24 (ot)	at Villanova	11,117	rv	rv	rv	186	66	252	11-26-0	0	142	178	320	16-22-1	2
S22	L 7-38	Massachusetts	6,167		3	3	176	67	243	6-15-0	2	289	142	431	15-20-1	1
O6	L 13-38	at Hofstra	7,424		12	12	96	194	290	21-40-1	1	247	185	432	16-20-0	0
O13	L 20-21	William & Mary	7,122				249	125	374	11-19-0	0	136	243	379	24-38-0	0
O20	L 23-30 (ot)	at Stony Brook	7,328				189	154	343	10-21-2	2	229	222	451	21-32-0	0
O27	W 20-14	at Northeastern	4,340				175	160	335	12-23-0	2	128	110	238	11-16-1	2
N3	W 16-13	Towson	2,562				207	91	298	10-15-0	1	46	250	296	25-45-2	4
N10	W 35-0	Rhode Island	4,280			rv	277	162	439	11-20-0	2	43	48	91	7-20-0	4
N17	L 14-39	at New Hampshire	6,222		19	20	69	226	295	20-30-0	0	102	355	457	25-32-1	1



## QUICK FACTS

Location \_\_\_\_\_ Amherst, Mass.  
 Enrollment \_\_\_\_\_ 22,812  
 Nickname \_\_\_\_\_ Minutemen  
 Colors \_\_\_\_\_ Maroon & White  
 Website \_\_\_\_\_ www.umassathletics.com  
 Stadium \_\_\_\_\_ Warren McGuirk Alumni Stadium  
 Stadium Capacity \_\_\_\_\_ 17,000  
 Stadium Surface \_\_\_\_\_ Artificial Grass  
 President/Chancellor \_\_\_\_\_ Dr. Jack Wilson/Dr. Thomas Cole  
 Athletics Director \_\_\_\_\_ John McCutcheon  
 Head Coach \_\_\_\_\_ Don Brown  
 Head Coach Alma Mater, Year \_\_\_\_\_ Norwich, 1977  
 Football Contact \_\_\_\_\_ Jason Yellin, Assoc. AD/Media Relations  
 Football Contact Office Phone \_\_\_\_\_ 413-577-3061  
 Lettermen Returning/Lost \_\_\_\_\_ 38/21  
 Offensive Starters Returning/Lost \_\_\_\_\_ 4/7  
 Defensive Starters Returning/Lost \_\_\_\_\_ 8/3  
 2008 Fall Camp Reporting Date \_\_\_\_\_ August 5

## 2008 SCHEDULE

Date	Opponent	Location	Series Record
Aug. 30	ALBANY	Amherst, Mass.	1-0
Sept. 6	at Holy Cross	Worcester, Mass.	21-21-5
Sept. 13	*at James Madison	Harrisonburg, Va.	7-4-1
Sept. 20	at Texas Tech	Lubbock, Texas	First Meeting
Oct. 4	*DELAWARE	Amherst, Mass.	5-23
Oct. 11	*at Northeastern	Brookline, Mass.	28-8-1
Oct. 18	*RICHMOND	Amherst, Mass.	13-9
Oct. 25	BRYANT	Amherst, Mass.	First Meeting
Nov. 1	*at Rhode Island	Kingston, R.I.	45-35-2
Nov. 8	*MAINE	Amherst, Mass.	40-13-1
Nov. 15	*at New Hampshire	Durham, N.H.	42-25-3
Nov. 22	*HOFSTRA	Amherst, Mass.	5-6

\* - CAA Football Game  
 Home Games in CAPS - Schedule subject to change

### HEAD COACH:

Don Brown



Overall Record (Years):  
 88-40 (11 years)

Record at School (Years):  
 36-14 (4 years)



### COACHING STAFF:

Kevin Morris \_\_\_\_\_ Offensive Coordinator/Quarterbacks  
 Keith Dudzinski \_\_\_\_\_ Defensive Coordinator/Linebackers  
 Sean Spencer \_\_\_\_\_ Special Teams Coordinator/Defensive Line  
 Brian Picucci \_\_\_\_\_ Run-Game Coordinator/Offensive Line  
 Guido Falbo \_\_\_\_\_ Recruiting Coordinator/Running Backs  
 Mike Wood \_\_\_\_\_ Tight Ends  
 Brian Crist \_\_\_\_\_ Wide Receivers  
 Damian Mincey \_\_\_\_\_ Assistant Defensive Line/Linebackers  
 Brian Butterworth \_\_\_\_\_ Assistant Secondary  
 Matt Chapman \_\_\_\_\_ Assistant Offensive Line

## 2007 RESULTS -- 10-3, 7-1 CAA

Home Stadium: Warren McGuirk Alumni Stadium (17,000)

Home: 6-0      Away: 4-3      vs. Division: 4-1      vs. Top 25 (CCA): 3-1  
 Total Home Attendance: 70,259      Average Home Attendance: 11,709

Sept. 1	[3/3]	HOLY CROSS	W 40-30	12,264
Sept. 8	[3/2]	at Colgate [TWT]	W 35-17	3,211
Sept. 15	[2/3]	TOWSON [CN8] {rv/23}	W 36-13	8,218
Sept. 22	[3/3]	at Maine [CN8]	W 38-7	6,167
Sept. 29	[2/2]	at Boston College [E360]	L 14-24	44,111
Oct. 13	[4/4]	VILLANOVA {rv/rv}	W 32-24 (OT)	16,174
Oct. 20	[4/4]	NORTHEASTERN [CN8]	W 24-7	14,189
Oct. 27	[4/4]	at William and Mary {rv/-}	W 48-34	10,178
Nov. 3	[4/3]	at Rhode Island	L 6-12 (OT)	4,118
Nov. 10	[9/8]	NEW HAMPSHIRE [CN8] {14/14}	W 27-7	14,190
Nov. 17	[7/8]	at Hofstra [ESPNU] {22/22}	W 27-5	2,915
Nov. 24	[7/7]	FORDHAM [ESPNU] {23/25}	W 49-35	5,224
Dec. 1	[7/7]	at Southern Illinois [ESPNGP] {4/4}	L 27-34	6,560

CAA Team's Coaches & Sports Network Rankings listed prior to Opponent/Opponent's Coaches & Sports Network Rankings listed after Opponent at time game was played

## BY THE NUMBERS... STARTERS RETURNING

### OFFENSE (4)

Sean Calicchio, RT  
 Liam Coen, QB  
 Vladimir Ducasse, LT  
 Ian Jorgensen, TE

### DEFENSE (8)

George Byrd, LB  
 Brandon Collier, DT  
 Michael Hanson, DE  
 Kyle Harrington, NT  
 Michael Meggett, SS  
 Jeromy Miles, FS  
 Courtney Robinson, CB  
 Sean Smalls, CB

### SPECIAL TEAMS (2)

Brett Arnold, P  
 Courtney Robinson, MR



QUARTERBACK LIAM COEN



## SPRING ROSTER

No.	Name	Pos.	Cl.	Ht\Wt.	Hometown/HS (Last School)
25	Alphonsus Aguh	TB	RS SO	5-9\195	Amherst, Mass./Amherst Regional
51	Shaun Allen	DL	RS SR	6-3\250	Temple Hills, Md./Crossland H.S./ Bridgton Academy (Maine) (Dean College (Mass.))
57	Chad Arango	LB	RS SO	6-0\225	Voorhees, N.J./Eastern
29	Brett Arnold	P/K	SR	6-0\180	Langhorne, Pa./Neshaminy H.S. (Lackawanna J.C.)
11	Ke'Mon Bailey	WR	RS SO	5-10\183	Richmond, Va./Huguenot H.S.
35	Sam Besong	FS	RS SO	6-0\200	Brockton, Mass./Brockton H.S./Berkshire School
64	Michael Binkoski	OL	RS FR	6-2\295	Worcester, Mass./Worcester North H.S.
65	Michael Boyle	OL	RS SO	6-2\285	Grafton, Mass./Grafton H.S.
26	Keiron Brown	DB	SR	5-11\176	Margate, Fla./St. Thomas Aquinas H.S. (Toledo)
45	George Byrd	LB	SR	6-1\220	Naples, Fla./Naples
63	Sean Calicchio	OL	RS SR	6-5\310	Brooklyn, N.Y./Xaverian H.S.
39	James Carven	DB	RS SO	6-0\185	Hanover, Mass./Hanover H.S.
30	Chris Cefalo	FB	RS SR	5-11\215	Basking Ridge, N.J./Ridge H.S.
96	Peter Chiaro				
77	Ben Coblyn	OL	RS SR	6-8\296	Amherst, Mass./Amherst Regional H.S. (Boston University)
12	Liam Coen	QB	RS SR	6-2\220	Newport, R.I./La Salle Academy
56	Brandon Collier	DT	RS JR	6-1\272	Cleveland, Ohio/Lakewood/Western Reserve Acad.
3	Victor Cruz	WR	RS JR	6-0\200	Paterson, N.J./Paterson Catholic H.S./ Brighton Academy (Maine)
31	Armando Cuko	K/P	RS JR	5-11\180	Beverly, Mass./Beverly
6	Corey Davis	DB	RS JR	5-11\192	Baltimore, Md./McDonogh School/ Valley Forge Military Academy
54	Darnel DeLaire	DL	RS SR	6-2\240	Bloomfield, Conn./Bloomfield H.S.
38	Eric Dickson	DB	RS JR	5-11\205	Southbridge, Mass./St. John's H.S.
72	Vladimir Ducasse	OL	JR	6-4\310	Stamford, Conn./Stamford H.S.
42	Corey Eason	DL	RS FR	6-5\280	Mansfield, Mass./Mansfield H.S. (Boston College)
9	Brian Ellis	DB	RS SR	6-0\210	Brooklyn, N.Y./Sheepshead Bay H.S.
80	Torrey Esalomi	WR	RS SO	6-1\175	Tampa, Fla./Gaither H.S.
59	Johnny Evans	LB	RS FR	6-0\220	Durham, N.C./Southern H.S.
89	Aaron Fears	WR	RS SO	6-1\180	North Attleboro, Mass./North Attleboro H.S.
36	Darrlyn Fenner	LB	RS SR	6-0\230	Hampton, Va./Fork Union Military Academy
71	Rob Getek	OL	RS JR	6-6\250	Pepperell, Mass./Bishop Guertin (N.H.) H.S./ Milford Academy (N.Y.) (Connecticut)
86	Tom Gilson	WR	SO	6-3\200	Mansfield, Mass./Mansfield H.S.
27	Reshaude Goodwin	CB	RS SO	5-11\175	Roslindale, Mass./Natick H.S. (Boston College)
46	Michael Hanson	DE	RS JR	6-2\240	Teaneck, N.J./Teaneck H.S.
98	Kyle C. Harrington	DE	RS JR	6-3\256	Salem, Mass./Salem H.S.
14	Octavious Hawkins	QB	RS FR	6-2\205	Hollywood, Fla./South Broward H.S.
22	Jonathan Hernandez	TB	RS FR	5-11\200	Leominster, Mass./Leominster H.S.
8	Jeremy Horne	WR	RS JR	6-2\190	New Berlin, N.Y./Milford Academy (Syracuse)
24	Emil Igwenagu	TB	RS FR	6-1\215	Bolyston, Mass./Holy Name Catholic H.S.
61	John Ihne	OL	RS SO	6-5\275	Wayne, N.J./Wayne Hills H.S.
75	Chauncey Incarnato	OL	RS SR	6-7\295	Dover, Ohio/Dover H.S./Notre Dame (Indiana)
91	Courtney Jackson	DE	RS FR	6-2\225	Brandywine, Md./Gwynn Park H.S.
2	Josh Jennings	LB	RS JR	220	Windsor, Conn./New Britain/Bridgton Acad./ Dean College (Mass.)
83	Ian Jorgensen	TE	RS SR	6-5\270	Wollaston, Mass./Quincy H.S.
94	Andrew Kreis	DT	RS SO	6-5\255	Northbridge, Mass./Northbridge H.S./ Milford Academy (Eastern Michigan)
18	Ryan Logan	WR/P	RS SR	6-2\217	Leominster, MA/Fitchburg H.S.
93	Bob McLaughlin	DT	RS SO	6-2\250	Brewster, Mass./Nauset Regional H.S./ New Hampton (N.H.) Prep
21	Michael Meggett	DB	RS JR	6-1\215	Brooklyn, N.Y./Fort Hamilton H.S./West Virginia
5	Jeremy Miles	DB	JR	6-2\207	Sicklerville, N.J./Winslow H.S./Navy
49	Anthony Monette	LB	RS JR	6-2\240	Spencer, Mass./David Prouty H.S.
28	Tony Nelson	TB	RS JR	5-10\210	Germantown, Md./Northwest H.S.
62	Tim Nolan	OL	RS FR	6-4\300	Jackson, N.J./Jackson Memorial H.S.
67	Brian Ostaszewski	OL	RS FR	6-5\300	Stamford, Conn./Stamford H.S.
55	Andy Resende-Gomes	LB	RS SR	6-1\230	Brockton, Mass./Brockton
58	Jonathan Richard				
4	Courtney Robinson	DB/KR	RS SR	6-0\195	Delray Beach, Fla./Atlantic H.S./Connecticut
52	Anthony Rouzier	LB	RS JR	6-0\222	Amherst, Mass./Amherst Regional H.S. (Connecticut)
50	Josh Samuda	OL	RS FR	6-3\300	Hollywood, Fla./Hollywood Hills H.S.
10	Joe Sanford	ATH	RS JR	6-3\208	Charlottesville, Va./Monticello H.S./ Bridgton (Maine) Academy (Virginia)
73	Justin Sawicki	OT	RS FR	6-5\305	Medford, Mass./Medford H.S.
84	Matt Silver	TE	RS JR	6-4\235	Clarence Center, N.Y./Victor Central H.S.
16	Sean Smalls	DB	SR	6-1\205	Richmond, Va./Huguenot H.S.
15	Julian Talley	WR	RS FR	6-1\180	Winslow, N.J./Winslow H.S.
23	Shane Viveiros	DB	RS SO	6-0\205	Fall River, Mass./Bishop Connolly H.S.
13	Scott Wallace	QB	RS FR	6-3\205	Avondale, Pa./St. Mark's H.S. (Del.)
1	Warren Wilson	WR	RS SO	6-1\180	Lawrence, Mass./New Hampton Prep (N.H.) (Boston College)
7	Scott Woodward	QB	RS JR	6-3\200	Wendell, Mass./Mahar Regional H.S.
47	Chris Zardas	FB	RS JR	6-1\230	Wakefield, Mass./St. John's Prep

## 2008 NOTES

-- UMass comes off its second NCAA Tournament appearance in a row as the Minutemen advanced to the 2007 NCAA Quarterfinals before losing to Southern Illinois, 34-27 in Carbondale, Ill. UMass has made eight NCAA Tournament appearances and 10-7 all-time in those games reaching the 2006 title game and winning the 1998 crown.

-- UMass led the league in all-conference selections for the second year in a row as the Minutemen had 17 All-CAA picks last year. In 2006, UMass set a conference record with 20 selections.

-- UMass has a 23-5 record over the last 28 games, spanning the last two years. Against FCS teams, UMass is 23-3 with the losses in the 2006 NCAA Championship game to Appalachian State, at Rhode Island in a hurricane on Nov. 3, 2007 and to Southern Illinois in the 2008 Quarterfinals.

-- Senior quarterback Liam Coen holds virtually every passing record in UMass history. Last season he became the school's all-time leading passing yardage and touchdowns. In just three seasons holds virtually every career record in UMass passing history. First in passing yards (8,282), passing efficiency (152.43), first in completion percentage (64.5), first in touchdown passes (66), first in completions (624), and first in attempts (968).

-- UMass has had one of the nation's top defense over the last three seasons. Over 39 games in 2005-07 the Minutemen allowed just 14 points per game. UMass ranked first in the nation in scoring defense for most of 2006 until the NCAA final, when they gave up 28 points to National Champ Appalachian State. UMass finished fifth in the country in scoring defense in 2006 after being first in 2005. Last season, UMass was 15th in scoring defense allowing 19.2.

-- UMass led the CAA in five statistical categories in 2007. The Minutemen had the best pass efficiency defense (107.98), total defense (309.62), scoring defense (19.2), sacks per game (3.38) and tackles for loss per game (7.15).

-- Michael Hanson was second in the CAA in tackles for a loss last season with 1.23 per game, that ranked him 41st in the nation. Hanson was also eighth in the CAA in sacks per game with 0.54.



HEAD COACH DON BROWN



## ALL-STAR CANDIDATES



### SEAN CALICCHIO

Senior - Offensive Line  
6-5 - 310 - Brooklyn, N.Y.

-- Started all 13 games in 2007 at right tackle.

-- Aided UMass' line in allowing just 17 sacks in 13 games of 2007. Matt Lawrence gained more than 100 yards in 10 of 13 games.

-- UMass allowed just one sack in four weeks from Nov. 3-24.

-- Did not allow a sack as UMass piled up 649 yards of total offense (second in school history) in NCAA First Round win over Fordham (11/24).



### COURTNEY ROBINSON

Senior - Defensive Back  
6-0 - 195 - Lake Worth, Fla.

-- Third in career kickoff return average at UMass 24.6. His 984 career kickoff return yardage in just 26 games is seventh all-time at UMass.

-- Fourth-best single-season total in kickoff return yards with 495. Robinson is also fifth with 489 in 2006.

-- Average of 26.1 in 2007 is tied for fourth-best single-season.

-- Had 48 tackles and three interceptions for 39 yards. Along with nine passes defended and 3.5 TFLs.

#### ROBINSON'S CAREER STATS

YEAR	GP	S-A-Tackles	SK/TFL	Int	PBU	FF/FR
2006	15	11-7-18	0.0/1.0	2	1	0/1
2007	13	26-21-47	0.5/3.5	3	6	1/0
Career	28	37-28-65	0.5/4.5	5	7	1/1



### LIAM COEN

Senior - Quarterback  
6-2 - 220 - Newport, R.I.

-- In just three seasons holds virtually every career record in UMass passing history. First in passing yards (8,282) passing efficiency (152.43), first in completion percentage (64.5), first in touchdown passes (66), first in completions (624), and first in attempts (968).

-- Among all active QBs in FCS in 2007, ranks fourth in touchdowns (66), fifth in yards (8,282), sixth in career pass efficiency (152.43), eighth in completion pct. (64.5), ninth in yards per game (217.9).

-- Ranked second in CAA and ninth in the nation in pass efficiency in 2007 (156.29).

#### COEN'S CAREER STATS

YEAR	GP	----- Passing -----					--- Rushing ---			
		Att.	Comp.	Int.	Yds.	TD	Lg.	Att.	Yds.	TD
2005	10	175	274	7	2175	10	84	31	4	1
2006	15	217	334	10	3016	26	89	32	-62	0
2007	13	232	360	14	3091	30	71	31	-94	0
Career	38	624	968	31	8282	66	89	94	-152	1



### SEAN SMALLS

Senior - Defensive Back  
6-1 - 205 - Richmond, Va.

-- Started last 28 games in a row including 13 in 2007. Had 49 tackles, two interceptions including a return for a touchdown and 12 passes defended in 2007.

-- Led CAA in passes defended with 12 (including CAA-best 10 pass break-ups) along with two interceptions.

-- 12 passes defended tied for eighth-most in a season.

-- Second-career interception as he had three passes defended at #4 Southern Illinois (12/1) in NCAA Quarterfinal. Also made five tackles.

#### SMALLS' CAREER STATS

YEAR	GP	S-A-Tackles	SK/TFL	Int	PBU	FF/FR
2005	9	4-4-8	0.0/0.0	0	1	0/0
2006	15	30-29-59	0.0/1.0	0	3	1/1
2007	13	31-18-49	0.5/2.5	1	10	0/0
Career	37	65-51-116	0.5/3.5	1	14	1/1



## TEAM STATISTICS

	Massachusetts	Opponent
<b>SCORING</b>	403	249
Points Per Game	31.0	19.2
<b>FIRST DOWNS</b>	261	247
Rushing	109	89
Passing	142	122
Penalty	10	36
<b>RUSHING YARDAGE</b>	1992	1503
Yards gained rushing	2376	1998
Yards lost rushing	384	495
Rushing Attempts	480	513
Average Per Rush	4.2	2.9
Average Per Game	153.2	115.6
TDs Rushing	19	15
<b>PASSING YARDAGE</b>	3228	2522
Att-Cmp-Int	388-246-15	438-241-13
Average Per Pass	8.3	5.8
Average Per Catch	13.1	10.5
Average Per Game	248.3	194.0
TDs Passing	30	14
<b>TOTAL OFFENSE</b>	5220	4025
Total Plays	868	951
Average Per Play	6.0	4.2
Average Per Game	401.5	309.6
<b>KICK RETURNS: #-YARDS</b>	40-816	53-1087
<b>PUNT RETURNS: #-YARDS</b>	29-254	18-174
<b>INT RETURNS: #-YARDS</b>	13-180	15-84
<b>KICK RETURN AVERAGE</b>	20.4	20.5
<b>PUNT RETURN AVERAGE</b>	8.8	9.7
<b>INT RETURN AVERAGE</b>	13.8	5.6
<b>FUMBLES-LOST</b>	21-11	23-13
<b>PENALTIES-YARDS</b>	123-1035	77-653
Average Per Game	79.6	50.2
<b>PUNTS-YARDS</b>	60-2136	73-2843
Average Per Punt	35.6	38.9
Net punt average	29.4	32.5
<b>TIME OF POSSESSION/GAME</b>	29:28	30:31
<b>3RD-DOWN CONVERSIONS</b>	76/179	70/204
3rd-Down Pct	42%	34%
<b>4TH-DOWN CONVERSIONS</b>	6/18	14/31
4th-Down Pct	33%	45%
<b>SACKS BY-YARDS</b>	43-293	17-108
<b>MISC YARDS</b>	6	0
<b>TOUCHDOWNS SCORED</b>	52	30
<b>FIELD GOALS-ATTEMPTS</b>	11-15	12-21
<b>ON-SIDE KICKS</b>	0-0	0-0
<b>RED-ZONE SCORES</b>	40-52 77%	33-50 66%
<b>RED-ZONE TOUCHDOWNS</b>	33-52 63%	24-50 48%
<b>PAT-ATTEMPTS</b>	48-49 98%	27-29 93%
<b>ATTENDANCE</b>	70259	77260
Games/Avg Per Game	6/11710	7/11037
Neutral Site Games		0/0

## INDIVIDUAL PASSING

Name	GP	Effic	Att-Cmp-Int	Pct	Yds	TD	Long	Avg/G
Liam Coen	13	156.29	232-360-14	64.4	3091	30	71	237.8
Scott Woodward	10	100.05	13-25-0	52.0	143	0	21	14.3
Brett Arnold	12	49.60	1-1-0	100.0	-6	0	0	-0.5
TEAM	12	0.00	0-1-0	0.0	0	0	0	0.0
Matt Lawrence	13	-200.00	0-1-1	0.0	0	0	0	0.0
<b>Total.....</b>	<b>13</b>	<b>151.07</b>	<b>246-388-15</b>	<b>63.4</b>	<b>3228</b>	<b>30</b>	<b>71</b>	<b>248.3</b>
<b>Opponents.....</b>	<b>13</b>	<b>108.00</b>	<b>241-438-13</b>	<b>55.0</b>	<b>2522</b>	<b>14</b>	<b>69</b>	<b>194.0</b>

## INDIVIDUAL RUSHING

Name	GP	Att	Gain	Loss	Net	Avg	TD	Long	Avg/G
Matt Lawrence	13	318	1680	95	1585	5.0	16	62	121.9
Tony Nelson	12	92	491	5	486	5.3	1	61	40.5
Chris Zardas	11	3	53	0	53	17.7	0	47	4.8
Rasheed Rancher	13	6	30	7	23	3.8	0	11	1.8
J.J. Moore	13	3	23	8	15	5.0	0	16	1.2
Michael Omar	13	2	14	0	14	7.0	1	10	1.1
Scott Woodward	10	6	26	15	11	1.8	0	8	1.1
E.J. Barthel	7	1	5	0	5	5.0	0	5	0.7
Breyone Evans	11	1	5	0	5	5.0	1	5	0.5
Victor Cruz	8	2	1	3	-2	-1.0	0	1	-0.2
Liam Coen	13	31	48	142	-94	-3.0	0	13	-7.2
TEAM	12	15	0	109	-109	-7.3	0	0	-9.1
<b>Total.....</b>	<b>13</b>	<b>480</b>	<b>2376</b>	<b>384</b>	<b>1992</b>	<b>4.2</b>	<b>19</b>	<b>62</b>	<b>153.2</b>
<b>Opponents.....</b>	<b>13</b>	<b>513</b>	<b>1998</b>	<b>495</b>	<b>1503</b>	<b>2.9</b>	<b>15</b>	<b>64</b>	<b>115.6</b>

## INDIVIDUAL RECEIVING

Name	GP	No	Yds	Avg	TD	Long	Avg/G
J.J. Moore	13	80	1100	13.8	5	54	84.6
Rasheed Rancher	13	49	1007	20.6	9	71	77.5
Michael Omar	13	44	530	12.0	2	29	40.8
Matt Lawrence	13	17	69	4.1	0	9	5.3
Ian Jorgensen	13	15	145	9.7	5	15	11.2
Jeremy Horne	13	12	146	12.2	3	35	11.2
Tony Nelson	12	9	45	5.0	0	21	3.8
Chris Zardas	11	6	53	8.8	2	33	4.8
Joe Sanford	12	4	71	17.8	2	26	5.9
Breyone Evans	11	3	15	5.0	1	7	1.4
Rob Getek	8	2	6	3.0	0	4	0.8
Victor Cruz	8	1	26	26.0	0	26	3.2
Matt Silver	12	1	13	13.0	0	13	1.1
Brad Listorti	1	1	4	4.0	1	4	4.0
E.J. Barthel	7	1	4	4.0	0	4	0.6
George Byrd	13	1	-6	-6.0	0	0	-0.5
<b>Total.....</b>	<b>13</b>	<b>246</b>	<b>3228</b>	<b>13.1</b>	<b>30</b>	<b>71</b>	<b>248.3</b>
<b>Opponents.....</b>	<b>13</b>	<b>241</b>	<b>2522</b>	<b>10.5</b>	<b>14</b>	<b>69</b>	<b>194.0</b>

## INDIVIDUAL DEFENSIVE LEADERS

	Name	GP	-----Tackles-----			TFL/Yds	-Sacks- No-Yds	-----Pass Def-----		---Fumbles---		Blkd Kick	Saf
			Solo	Ast	Total			Int-Yds	BrUp	FR-Yds	FF		
11	Charles Walker	13-12	45	71	116	6.5-16	1-0-3	1-11	1	2-0	2	.	.
43	Jason Hatchell	13-12	49	66	115	7.0-16	0.5-3	2-11	6	1-0	2	.	.
2	Josh Jennings	13-5	27	41	68	9.5-46	6.0-33	.	4	.	.	.	.
5	Jeromy Miles	13-12	39	29	68	5.5-17	.	3-6	8	2-0	4	.	.
48	David Burris	13-12	27	40	67	13.0-62	9.5-55	.	1	.	1	.	.
21	Michael Meggett	13-12	36	26	62	4.0-16	2.0-12	2-23	6	1-17	.	1	.
56	Brandon Collier	13-12	19	43	62	6.5-39	4.5-34	.	.	3-0	1	.	.
46	Michael Hanson	13-11	20	41	61	16.0-83	7.0-67	.	3	1-0	.	.	.
45	George Byrd	13-11	21	36	57	5.0-24	3.5-22	.	5	.	.	.	.
16	Sean Smalls	13-12	31	18	49	2.5-7	0.5-2	1-90	10	.	.	.	.
	<b>Total.....</b>	<b>13-0</b>	<b>478</b>	<b>556</b>	<b>1034</b>	<b>94-422</b>	<b>43-293</b>	<b>13-180</b>	<b>57</b>	<b>13-19</b>	<b>14</b>	<b>3</b>	<b>4</b>
	<b>Opponents.....</b>	<b>13-0</b>	<b>409</b>	<b>578</b>	<b>987</b>	<b>69.0-239</b>	<b>17-108</b>	<b>15-84</b>	<b>36</b>	<b>11-91</b>	<b>9</b>	<b>6</b>	<b>1</b>

## 2007 GAME-BY-GAME

Date	Time	Opponent	UMASS		OPP		Offense				Defense					
			Att.	CCA	SN	CCA	SN	Run	Pass	Total	Passes	TO	Run	Pass	Total	Passes
S1	W 40-30	Holy Cross	12,264	3	3	rv	183	272	455	19-32-1	4	43	321	364	34-64-0	1
S8	W 35-17	at Colgate	3,211	3	2		160	204	364	17-26-1	1	94	218	312	17-31-1	3
S15	W 36-13	Towson	8,218	2	3	rv 23	81	225	306	17-22-1	3	22	262	284	27-44-3	3
S22	W 38-7	at Maine	6,167	3	3		289	142	431	15-20-1	1	176	67	243	6-15-0	2
S29	L 14-24	at Boston College	44,111	2	2		69	208	277	17-32-0	0	119	204	323	24-42-0	0
O13	W 32-24 (ot)	Villanova	16,174	4	4	rv rv	95	355	450	21-35-1	2	243	134	377	9-17-1	1
O20	W 24-7	Northeastern	14,189	4	4		134	248	382	20-28-0	0	103	212	315	18-37-2	5
O27	W 48-34	at William & Mary	10,178	4	4	rv	179	218	397	17-27-2	4	140	195	335	17-34-1	3
N3	L 6-12 (ot)	at Rhode Island	4,118	4	3		117	22	139	7-22-2	3	109	62	171	3-10-0	2
N10	W 27-7	New Hampshire	14,190	9	8	14 14	204	191	395	21-29-0	0	44	221	265	27-40-2	2
N17	W 27-5	at Hofstra	2,915	7	8	22 22	144	309	453	22-34-2	3	39	129	168	21-34-1	2
N24	W 49-35	Fordham	5,224	7	7	23 25	236	413	649	25-39-1	2	125	281	406	25-47-1	1
D1	L 27-34	at Southern Illinois	6,560	7	7	4 4	101	421	522	28-42-3	3	246	216	462	13-23-1	1



## QUICK FACTS

Location \_\_\_\_\_ Durham, N.H.  
 Enrollment \_\_\_\_\_ 14,000  
 Nickname \_\_\_\_\_ Wildcats  
 Colors \_\_\_\_\_ Blue & White  
 Website \_\_\_\_\_ www.unhwildcats.com  
 Stadium \_\_\_\_\_ Cowell Stadium  
 Stadium Capacity \_\_\_\_\_ 6,500  
 Stadium Surface \_\_\_\_\_ Artificial Grass  
 President \_\_\_\_\_ Dr. Mark Huddleston  
 Athletics Director \_\_\_\_\_ Marty Scarano  
 Head Coach \_\_\_\_\_ Sean McDonnell  
 Head Coach Alma Mater, Year \_\_\_\_\_ New Hampshire, 1978  
 Football Contact \_\_\_\_\_ Scott Stapin, Director of Media Relations  
 Football Contact Office Phone \_\_\_\_\_ 603-862-3906  
 Lettermen Returning/Lost \_\_\_\_\_ 36/12  
 Offensive Starters Returning/Lost \_\_\_\_\_ 7/4  
 Defensive Starters Returning/Lost \_\_\_\_\_ 7/4  
 2008 Fall Camp Reporting Date \_\_\_\_\_ August 10

## 2008 SCHEDULE

Date	Opponent	Location	Series Record
Sept. 6	at Army	West Point, N.Y.	1-1
Sept. 13	*at Rhode Island	Kingston, R.I.	48-27-5
Sept. 20	ALBANY	Durham, N.H.	First Meeting
Sept. 27	at Dartmouth	Hanover, N.H.	16-17-2
Oct. 11	*WILLIAM AND MARY	Durham, N.H.	2-9
Oct. 18	*at Northeastern	Brookline, Mass.	39-14-1
Oct. 25	*TOWSON	Durham, N.H.	4-0
Nov. 1	*HOFSTRA	Durham, N.H.	6-5
Nov. 8	*at Villanova	Villanova, Pa.	8-9
Nov. 15	*MASSACHUSETTS	Durham, N.H.	25-42-3
Nov. 22	*at Maine	Orono, Maine	44-43-8

\* - CAA Football Game  
 Home Games in CAPS - Schedule subject to change

### HEAD COACH:

Sean McDonnell



Overall Record (Years):  
60-47 (9 years)

Record at School (Years):  
60-47 (9 years)



### COACHING STAFF:

Sean Devine \_\_\_\_\_ Offensive Coordinator/Offensive Line  
 Sean McGowan \_\_\_\_\_ Defensive Coordinator/Inside Linebackers  
 Derek Sage \_\_\_\_\_ Wide Receivers  
 Alex Grinch \_\_\_\_\_ Recruiting Coordinator/Defensive Backs  
 Jon Shelton \_\_\_\_\_ Defensive Line  
 Joe Conlin \_\_\_\_\_ Defensive Tackles  
 Tim Cramsey \_\_\_\_\_ Quarterbacks  
 Ryan Carty \_\_\_\_\_ Running Backs  
 Brian Barbato \_\_\_\_\_ Tight Ends  
 Mike Ferzoco \_\_\_\_\_ Outside Linebackers

## 2007 RESULTS -- 7-5, 4-4 CAA

Home Stadium: Cowell Stadium (6,500)  
 Home: 5-1      Away: 2-4      vs. Division: 3-2      vs. Top 25 (CCA): 2-4  
 Total Home Attendance: 43,450      Average Home Attendance: 7,242

Sept. 8	[5/5]	at James Madison [CN8] {11/10}	L 24-41	14,021
Sept. 15	[12/12]	at Marshall	W 48-35	27,255
Sept. 22	[10/10]	DARTMOUTH [WMUR]	W 52-31	9,560
Sept. 29	[11/11]	at Richmond [CN8] {25/25}	L 38-45	8,995
Oct. 6	[14/15]	DELAWARE [CN8] {11/11}	W 35-30	7,115
Oct. 13	[11/13]	IONA	W 49-21	11,068
Oct. 20	[11/11]	at Hofstra {9/10}	W 40-3	5,688
Oct. 27	[9/8]	RHODE ISLAND [NESN]	W 49-36	6,015
Nov. 3	[8/8]	NORTHEASTERN	L 13-31	3,470
Nov. 10	[14/14]	at Massachusetts [CN8] {9/8}	L 7-27	14,190
Nov. 17	[19/20]	MAINE	W 39-14	6,222
Nov. 24	[15/17]	at Northern Iowa {1/1}	L 35-38	16,015

CAA Team's Coaches & Sports Network Rankings listed prior to Opponent/Opponent's Coaches & Sports Network Rankings listed after Opponent at time game was played

## BY THE NUMBERS... STARTERS RETURNING

### OFFENSE (7)

J.T. Wright, WR  
 Andrew Elwell, OL  
 Chris McClurg, OL  
 Eric Cumba, OL  
 Scott Sicko, TE  
 Chad Kackert, RB  
 Mike Boyle, WR

### DEFENSE (7)

Dino Vasso, DB  
 Hugo Souza, SS  
 Matt Parent, LB  
 Steve Young, DL  
 Kyle Maroney, DL  
 Maurice Duper, LB  
 John Clements, DB

### SPECIAL TEAMS (5)

Tom Manning, PK  
 Tom Bishop, P  
 Matt Parent, LS  
 Chad Kackert, KR  
 Mike Boyle, PR



TIGHT END SCOTT SICKO



## SPRING ROSTER

No.	Name	Pos.	Cl.	Ht\Wt.	Hometown/HS (Last School)
1	O'Brien, Matt	RB	Sr.	5-7\175	Cambridge, Mass./Cam. Rindge & Latin
4	Ware, Sean	LB	Jr.	6-2\225	Bristol, Conn./Bristol Central
5	Gorell, Anthony	DB	So.	5-11\170	Clayton, N.J./Notre Dame HS
6	Chandler, Chris	WR	So.	6-2\210	Wakefield, Mass./Bridgton Academy
7	Clements, John	DB	Sr.	5-11\175	Hammonton, N.J./St. Joseph
8	McGuinness, Ryan	DB	Fr. (R)	6-1\195	Howell, N.J./Milford Academy
9	Vasso, Dino	DB	So.	5-10\165	Crum Lynne, Pa./Ridley
10	Duper, Maurice	DB	Sr.	5-11\190	Baldwinsville, N.Y./Baldwinsville
11	Mangieri, Mickey	WR	Fr. (R)	5-11\180	Bedford, N.Y./Fox Lane
12	Toman, R.J.	QB	So.	6-1\195	Mission Viejo, Calif./Mission Viejo
14	Decker, Kevin	QB	Fr. (R)	6-3\180	Armonk, N.Y./The Brunswick School
15	Cosgrove, Jamie	LB	So.	6-1\210	Sharon, Mass./Catholic Memorial
16	Greene, Mike	WR	So.	6-2\200	Stonington, Conn./Cushing Academy
17	Klein, Terrence	DB	Jr.	5-11\195	Westwood, N.J./St. Joseph Regional
18	Bishop, Tom	P/PK	Sr.	6-0\215	Newfield, N.Y./Newfield
19	Auffray, Kyle	QB	Jr.	6-5\233	Cornwall, N.Y. (Mississippi State University)
21	Manning, Tom	PK/P	Jr.	6-1\215	Rome, N.Y./Rome Free Academy
22	Negron, Travis	WR	Jr.	5-10\175	San Diego, Calif./Clairemont
23	Fox, Terrance	WR	Fr. (R)	5-9\165	Piscataway, N.J./Piscataway
24	Jellison, Sean	RB	So.	5-10\200	Amherst, N.H./Souhegan
26	Hinds, Ryan	DB	Sr.	6-1\190	Toronto, Ont./North Toronto
27	Kackert, Chad	RB	Jr.	5-8\190	Simi Valley, Calif./Grace Brethren
28	Lambert, Jared	DB	Fr. (R)	5-10\185	Blumfield, Conn./Kingswood-Oxford
29	Anderson, Kaysonne	DB	Sr.	5-10\185	Belmar, N.J./Manasquan
30	Digitale, Emilio	WR	Fr. (R)	5-10\180	Revere, Mass./Revere
30	Vergen, Andre	DB	Fr.	5-10\190	West Hartford, Conn./Hall
32	McNulty, Andrew	K	Fr. (R)	5-10\170	Flemington, N.J./
33	Souza, Hugo	SS	So.	5-11\200	Marshfield, Mass./Marshfield
34	Parent, Matt	LB	Sr.	6-1\245	Long Beach, Calif./St. Paul's
35	Tkowski, R.J.	DB	Fr. (R)	173	
37	Garron, Andre	DB	Fr. (R)	5-9\170	Bedford, N.H./Manchester West
38	Simpson, Robert	RB	Sr.	6-1\200	Brockton, Mass./Brockton
39	Duffey, John	DB	Fr. (R)	6-2\200	Tarentum, Pa./Highlands
40	Perkins, Mike	DB	Fr. (R)	5-11\200	Hingham, Mass./Berkshire School
42	MacNevin, Shawn	DB	Fr. (R)	5-10\180	Stratford, N.H./Spaulding
43	Greer, John	DB	Fr. (R)	6-1\190	Buffalo, N.Y./St. Joseph Collegiate
45	Walker, Rod	RB	Fr. (R)	6-0\205	Portsmouth, N.H./Portsmouth
46	Flemings, Kyle	DB	Fr. (R)	5-11\175	Forty Fort, Pa./Bishop Hoban
47	Mayhew, Bryan	DB	So.	5-10\170	Plymouth, N.H./Plymouth Regional
48	Ruhl, Dan	DE	Jr.	6-1\230	Fort Meyers, Fla./Valley Forge Prep.
49	McMath, Jeff	DB	Fr. (R)	6-0\205	Peabody, Mass./Bridgeton, Acad.
50	Farrell, Mike	OL	Fr. (R)	315	
51	Petercuskie, Mark	LB	Fr. (R)	6-0\210	Holliston, Mass./Holliston
55	Ford, Chris	LB	Fr. (R)	6-1\220	Lewiston, Maine/Lewiston
56	Jenkins, James	LB	Fr. (R)	6-2\210	Patterson, N.J./Roman Catholic
57	Jackson, Devon	LB	So.	6-1\220	Williamstown, N.J./Williamstown
58	Cumba, Eric	OL	Sr.	6-2\315	Paterson, N.J./Don Bosco
59	Elwell, Andrew	OL	Sr.	6-3\280	South Berwick, Maine/Marshwood
61	Phaneuf, Adam	K	Fr. (R)	6-0\175	Northwood, N.H./Coe-Brown
62	Murray, John	DL	Fr. (R)	6-3\240	Aston, Pa./Garnet Valley
65	Neill, Tom	OL	Jr.	6-4\285	Syracuse, N.Y./The Tilton School
66	Sann, Jeff	OL	Fr. (R)	6-2\285	Rome, N.Y./Holand Patent
67	Gualazzi, Mike	DE	Fr. (R)	6-2\230	Ivoryton, Conn./Valley Regional
68	Pecoraro, George	OL	Fr. (R)	6-4\270	Cresskill, N.J./Cresskill
70	Elmore, Jayson	OL	Fr. (R)	6-3\230	Hershey, Pa./Hershey
71	Smith, Jason	OL	Sr.	6-2\325	Philadelphia, Pa./Abraham Lincoln
73	Moher, Will	OL	Fr. (R)	6-1\240	Bedford, N.H./Manchester West
75	Couturier, Mike	OL	Fr.	5-10\280	Dover, N.H./Dover
76	McClurg, Chris	OL	Sr.	6-3\295	Rochester, N.Y./Webster Schroeder
77	Price, Seth	TE	Jr.	6-6\240	Grove City, Ohio/Grove City
78	Larkin, Dan	OL	Jr.	6-4\300	Rochelle Park, N.J./Bergen Catholic
79	Droesch, Josh	OL	Sr.	6-6\280	West Boylston, Mass./Boylston
80	Antrum, Josh	DB	Fr.	5-11\180	Hamden, Conn./Hamden Hall
81	Strand, Ronnie	TE	Jr.	6-4\200	Tuckahoe, N.Y./Wyoming Seminary
82	Wright, J.T.	WR	So.	6-0\200	Agoura Hills, Calif./Agoura
83	Boyle, Mike	WR	Sr.	5-8\185	Plymouth, N.H./Plymouth Regional
84	Roach, Jason	DB	Fr. (R)	5-9\191	Dorchester, Mass.
85	Mohammed, Kamal	TE	Jr.	6-5\230	San Diego, Calif./Hoover
86	Jeannot, Chris	WR	Fr. (R)	6-6\220	Moon Township, Pa./Moon Area
87	Cullen, Sean	TE	Fr. (R)	6-4\220	Naples, Fla./Baron Collier
88	Mason, Kevon	WR	Fr. (R)	6-4\200	Quincy, Mass./Xavarian Brothers
89	Sicko, Scott	TE	Jr.	6-3\225	Stillwater N.Y./LaSalle Institute
90	Taylor, T.J.	DL	Jr.	6-1\275	Erie, Pa./Fairview
91	Young, Steve	DT	So.	6-4\260	Rochester, N.H./Spaulding
92	Mailloux, Lance	DE	So.	5-10\230	Bedford, N.H./Manchester West
93	Maroney, Kyle	DE	Jr.	6-2\240	Brockport, N.Y./West Point
94	Marceau, Corey	P	Fr. (R)	5-10\165	Stratham, N.H./Exeter
95	Long, Jordan	DT	Jr.	6-3\260	Springfield, Mass./Commerce
96	Steele, Tim	DL	So.	5-11\288	Springfield, Mass.
97	Peters, Kevin	DE	Jr.	6-1\235	Pleasantville, N.J./St. Joseph's
98	McNally, Brian	DE	Fr. (R)	6-4\225	Cornwall, N.Y./Cornwall
99	Glasgow, Ryan	P	So.	6-4\200	Bedford, N.H./Manchester West

## 2008 NOTES

-- UNH football is looking to advance to the NCAA Championships for an unprecedented fifth straight year after playing in the first round in 2007.

-- The biggest question this season for UNH is who will fill the shoes of All-American QB Ricky Santos. The frontrunners for the job will be sophomore R.J. Toman, who saw limited time last season when Santos suffered a shoulder injury. In addition, red-shirt freshman QB Kevin Decker has shown signs of being a good one with his strong arm.

-- UNH has won its last three FBS games over the likes of Marshall, Northwestern and Rutgers and will be looking to make it No. 4 in a row when the team travels to take on Army on Sept. 6.

-- UNH had coach Sean McDonnell, entering his 10th season as the head coach of UNH, has posted an amazing four-year record of 37-14. His overall mark is a winning 60-46-0.

-- UNH returns a great deal of experience on its offensive line in 2008 with four seniors and a junior expected to start. The five starters average 296.0 pounds between them. All but one of the seniors have seen time on the line as a starter.

-- UNH has brought in a transfer QB from Mississippi State named Kyle Auffray, who is originally from Cornwall, N.Y. He is a junior in eligibility. He will compete with several QBs, including frontrunners R.J. Toman and Kevin Decker. He did not see any playing time with the Bulldogs.



HEAD COACH SEAN MCDONNELL



## ALL-STAR CANDIDATES



**MIKE BOYLE**  
 Senior - Wide Receiver  
 5-8 - 185 - Plymouth, N.H.

-- UNH's third-leading receiver in 2007, he made 50 catches for 642 yds and was second among receivers with 7 TDs.

-- Boyle also was a capable runner, with three carries for 80 yds and two TDs.

-- The team's returning punt returner, Boyle had eight punt returns for 50 yards.



**CHAD KACKERT**  
 Junior - Running Back  
 5-8 - 190 - Simi Valley, Calif.

-- UNH's top running back last season, Kackert carried the football 80 times for 380 yards, averaging 4.8 yards per carry.

-- Kackert was tied for second in rushing TDs with four on the season and also caught 20 passes for 196 yds and two TDs and was third on the team in total offense.

-- He also serves as UNH's starting kick returner. Last year he returned 20 kicks for 525 yards and one TD. He averaged an impressive mark of 26.3 yards per return.

BOYLE'S CAREER STATS							
YEAR	GP	No.	Yds	TD	Long	Avg/G	Avg/C
2005	13	12	168	2	48	12.92	14.00
2006	7	16	191	1	35	27.29	11.94
2007	12	50	842	7	58	70.17	16.84
Career	32	78	1201	10	58	37.53	15.40

KACKERT'S CAREER STATS							
YEAR	GP	No.	Yds	TD	Long	Avg/G	Avg/C
2006	13	115	584	5	87	44.92	5.08
2007	9	80	380	4	21	42.22	4.75
Career	22	195	964	9	87	43.82	4.94



**JOHN CLEMENTS**  
 Senior - Defensive Back  
 5-11 - 175 - Hammonton, N.J.

-- Started every game in 2007 for UNH and his third straight as a starter at defensive back.

-- UNH's third-leading tackler with 54-45-93, he also had one interception and two tackles for a loss for the Wildcats.

-- Named second-team all-conference as UNH's top defensive back in 2007 and drew all of the toughest wide receiver

assignments throughout the season.

CLEMENT'S CAREER STATS						
YEAR	GP	S-A-Tackles	SK/TFL	Int	PBU	FF/FR
2005	11	17-11-28	0.0/0.0	2	2	0/0
2006	12	56-31-87	1.0/5.0	2	6	0/0
2007	12	54-45-99	0.0/2.0	1	4	0/1
Career	35	127-87-214	1.0/7.0	5	12	0/1



**SCOTT SICKO**  
 Junior - Tight End  
 6-3 - 225 - Stillwater, N.Y.

-- One of QB Ricky Santos' favorite targets in 2007, Sicko was UNH's second-leading receiver with 51 catches for 619 yds.

-- Sicko, who was named third-team all-conference, was UNH's second-leading scorer among players in the receiver corps.

-- A starter in all 12 contests, he was chosen an SME "Star of the Year".

SICKO'S CAREER STATS							
YEAR	GP	No.	Yds	TD	Long	Avg/G	Avg/C
2006	6	2	19	0	12	3.17	9.50
2007	12	51	619	6	35	51.58	12.14
Career	18	53	638	6	35	35.44	12.04



## TEAM STATISTICS

	New Hampshire	Opponent
<b>SCORING</b>	429	352
Points Per Game	35.8	29.3
<b>FIRST DOWNS</b>	259	284
Rushing	91	121
Passing	151	149
Penalty	17	14
<b>RUSHING YARDAGE</b>	1560	2252
Yards gained rushing	1889	2520
Yards lost rushing	329	268
Rushing Attempts	410	512
Average Per Rush	3.8	4.4
Average Per Game	130.0	187.7
TDs Rushing	27	25
<b>PASSING YARDAGE</b>	3327	3069
Att-Cmp-Int	385-282-7	421-283-8
Average Per Pass	8.6	7.3
Average Per Catch	11.8	10.8
Average Per Game	277.2	255.8
TDs Passing	29	19
<b>TOTAL OFFENSE</b>	4887	5321
Total Plays	795	933
Average Per Play	6.1	5.7
Average Per Game	407.2	443.4
<b>KICK RETURNS: #-YARDS</b>	58-1428	71-1481
<b>PUNT RETURNS: #-YARDS</b>	18-157	12-96
<b>INT RETURNS: #-YARDS</b>	8-114	7-22
<b>KICK RETURN AVERAGE</b>	24.6	20.9
<b>PUNT RETURN AVERAGE</b>	8.7	8.0
<b>INT RETURN AVERAGE</b>	14.2	3.1
<b>FUMBLES-LOST</b>	14-8	15-7
<b>PENALTIES-YARDS</b>	73-557	72-620
Average Per Game	46.4	51.7
<b>PUNTS-YARDS</b>	47-1798	45-1599
Average Per Punt	38.3	35.5
Net punt average	33.2	30.7
<b>TIME OF POSSESSION/GAME</b>	25:57	34:03
<b>3RD-DOWN CONVERSIONS</b>	67/152	89/190
3rd-Down Pct	44%	47%
<b>4TH-DOWN CONVERSIONS</b>	13/19	12/26
4th-Down Pct	68%	46%
<b>SACKS BY-YARDS</b>	21-123	31-177
<b>MISC YARDS</b>	0	48
<b>TOUCHDOWNS SCORED</b>	59	45
<b>FIELD GOALS-ATTEMPTS</b>	6-11	13-21
<b>ON-SIDE KICKS</b>	0-0	0-2
<b>RED-ZONE SCORES</b>	44-53 83%	44-51 86%
<b>RED-ZONE TOUCHDOWNS</b>	40-53 75%	32-51 63%
<b>PAT-ATTEMPTS</b>	55-59 93%	41-41 100%
<b>ATTENDANCE</b>	43450	86164
Games/Avg Per Game	6/7242	6/14361
Neutral Site Games		0/0

## INDIVIDUAL PASSING

Name	GP	Effic	Att-Cmp-Int	Pct	Yds	TD	Long	Avg/G
Ricky Santos	11	163.10	256-350-7	73.1	2972	24	58	270.2
R.J. Toman	5	188.94	25-34-0	73.5	310	4	36	62.0
Keith LeVan	12	808.00	1-1-0	100.0	45	1	45	3.8
<b>Total.....</b>	<b>12</b>	<b>167.06</b>	<b>282-385-7</b>	<b>73.2</b>	<b>3327</b>	<b>29</b>	<b>58</b>	<b>277.2</b>
<b>Opponents.....</b>	<b>12</b>	<b>139.55</b>	<b>283-421-8</b>	<b>67.2</b>	<b>3069</b>	<b>19</b>	<b>84</b>	<b>255.8</b>

## INDIVIDUAL RUSHING

Name	GP	Att	Gain	Loss	Net	Avg	TD	Long	Avg/G
Chad Kackert	9	80	403	23	380	4.8	4	21	42.2
Robert Simpson	12	64	303	19	284	4.4	3	24	23.7
Ricky Santos	11	111	426	183	243	2.2	9	30	22.1
Chris Ward	12	58	208	7	201	3.5	4	12	16.8
Kaysonne Anderson	4	25	119	17	102	4.1	0	49	25.5
Keith LeVan	12	16	102	22	80	5.0	1	19	6.7
Mike Boyle	12	3	80	0	80	26.7	2	69	6.7
Sean Jellison	9	14	78	0	78	5.6	3	23	8.7
R.J. Toman	5	20	111	37	74	3.7	1	26	14.8
Terrance Fox	10	6	33	4	29	4.8	0	18	2.9
Tom Bishop	12	1	26	0	26	26.0	0	26	2.2
TEAM	3	3	0	3	-3	-1.0	0	0	-1.0
TM	6	9	0	14	-14	-1.6	0	0	-2.3
<b>Total.....</b>	<b>12</b>	<b>410</b>	<b>1889</b>	<b>329</b>	<b>1560</b>	<b>3.8</b>	<b>27</b>	<b>69</b>	<b>130.0</b>
<b>Opponents.....</b>	<b>12</b>	<b>512</b>	<b>2520</b>	<b>268</b>	<b>2252</b>	<b>4.4</b>	<b>25</b>	<b>72</b>	<b>187.7</b>

## INDIVIDUAL RECEIVING

Name	GP	No	Yds	Avg	TD	Long	Avg/G
Keith LeVan	12	71	843	11.9	10	57	70.2
Scott Sicko	12	51	619	12.1	6	35	51.6
Mike Boyle	12	50	842	16.8	7	58	70.2
J. T. Wright	12	31	356	11.5	2	38	29.7
Chad Kackert	9	20	196	9.8	2	52	21.8
Robert Simpson	12	18	138	7.7	1	27	11.5
Chris Ward	12	16	97	6.1	0	24	8.1
Terrance Fox	10	10	92	9.2	0	20	9.2
Travis Negron	10	8	76	9.5	0	16	7.6
Kevon Mason	6	4	47	11.8	1	14	7.8
Matt O'Brien	2	2	12	6.0	0	8	6.0
Tom Bishop	12	1	9	9.0	0	9	0.8
<b>Total.....</b>	<b>12</b>	<b>282</b>	<b>3327</b>	<b>11.8</b>	<b>29</b>	<b>58</b>	<b>277.2</b>
<b>Opponents.....</b>	<b>12</b>	<b>283</b>	<b>3069</b>	<b>10.8</b>	<b>19</b>	<b>84</b>	<b>255.8</b>

## INDIVIDUAL DEFENSIVE LEADERS

	Name	GP	-----Tackles-----			TFL/Yds	-----Pass Def-----		---Fumbles---		Blkd Kick	Saf
			Solo	Ast	Total		Int-Yds	BrUp	FR-Yds	FF		
31	Jeff Pammer	12-12	53	77	130	4.0-12	2-66	2	.	.	.	
53	Husain Karim	12-12	35	95	130	3.5-20	2.0-17	.	3	.	.	
7	John Clements	12-12	54	45	99	2.0-10	.	1-0	4	1-0	2	
33	Hugo Souza	12-12	29	64	93	8.0-28	2.5-13	.	4	1-0	2	
41	Marvin Wright	12-12	30	57	87	3.0-12	1.0-7	.	1	1-0	.	
34	Matt Parent	12-12	26	55	81	6.5-34	3.0-26	2-2	3	.	.	
17	Terrence Klein	8-2	19	37	56	2.0-3	.	.	1	.	.	
9	Dino Vasso	12-12	33	22	55	1.5-5	.	2-46	3	1-0	.	
10	Maurice Duper	12-10	21	25	46	0.5-2	.	.	1	.	.	
50	Matt Perdoni	12-12	10	30	40	7.0-23	4.5-14	.	.	2	.	
	<b>Total.....</b>	<b>12-0</b>	<b>437</b>	<b>687</b>	<b>1124</b>	<b>63-249</b>	<b>21-123</b>	<b>8-114</b>	<b>29</b>	<b>7-0</b>	<b>8</b>	<b>5</b>
	<b>Opponents.....</b>	<b>12-0</b>	<b>402</b>	<b>513</b>	<b>915</b>	<b>76.0-294</b>	<b>31-177</b>	<b>7-22</b>	<b>22</b>	<b>8-0</b>	<b>7</b>	<b>5</b>

## 2007 GAME-BY-GAME

Date	Time	Opponent	Att.	DEL		OPP		Offense				Defense					
				CCA	SN	CCA	SN	Run	Pass	Total	Passes	TO	Run	Pass	Total	Passes	TO
A30	W 49-31	at William & Mary	11,639	21	19			281	202	483	19-23-0	1	109	433	542	26-42-0	0
S8	W 41-14	West Chester	22,495	13	13			278	321	599	19-26-0	1	42	213	255	22-33-3	3
S15	W 38-9	Rhode Island	22,064	11	10	rv	rv	97	337	434	25-40-0	1	187	79	266	8-24-2	3
S22	W 27-7	at Towson	10,856	11	11	rv	rv	142	274	416	22-33-1	1	-16	173	157	16-26-1	1
S29	W 42-7	Monmouth	21,431	12	12			157	236	393	17-22-0	2	46	188	234	24-33-2	2
O6	L 30-35	at New Hampshire	7,115	11	11	14	15	77	419	496	40-51-0	1	162	251	413	15-20-0	0
O13	W 30-20	Northeastern	21,570	15	15			241	222	463	17-26-1	1	123	198	321	18-23-0	0
O27	W 59-52	at Navy	35,213	8	9			147	434	581	30-41-0	0	342	164	506	10-15-0	2
N3	W 37-34	James Madison	22,061	7	7	12	12	161	257	418	23-42-0	0	403	39	442	5-16-1	4
N10	L 56-62 (ot)	Richmond	21,187	6	6	8	9	210	375	585	26-39-1	1	260	199	459	16-29-0	0
N17	L 10-16	at Villanova	10,817	9	9	rv	rv	136	145	281	17-37-1	1	195	99	294	12-21-0	1
N23	W 44-7	Delaware State	19,765	13	13	10	10	347	189	536	11-20-0	1	88	56	144	10-20-1	3
D1	W 39-27	at Northern Iowa	15,803	13	13	1	1	76	312	388	25-45-0	0	174	291	465	26-38-1	3
D8	W 20-17	at Southern Illinois	11,503	13	13	4	4	119	285	404	22-39-0	0	191	106	297	12-25-2	2
D14	L 21-49	vs Appalachian State	23,010	13	13	6	5	98	334	432	23-48-0	0	358	198	556	9-15-0	0



## QUICK FACTS

Location \_\_\_\_\_ Brookline, Mass.  
 Enrollment \_\_\_\_\_ 14,492  
 Nickname \_\_\_\_\_ Huskies  
 Colors \_\_\_\_\_ Red & Black  
 Website \_\_\_\_\_ www.gonu.com  
 Stadium \_\_\_\_\_ Parsons Field  
 Stadium Capacity \_\_\_\_\_ 7,000  
 Stadium Surface \_\_\_\_\_ Artificial Grass  
 President \_\_\_\_\_ Dr. Joseph Aoun  
 Athletics Director \_\_\_\_\_ Peter Roby  
 Head Coach \_\_\_\_\_ Rocky Hager  
 Head Coach Alma Mater, Year \_\_\_\_\_ Minot State, 1974  
 Football Contact \_\_\_\_\_ Jack Grinold, Assoc. AD/Communications  
 Football Contact Office Phone \_\_\_\_\_ 617-373-2691  
 Lettermen Returning/Lost \_\_\_\_\_ 43/12  
 Offensive Starters Returning/Lost \_\_\_\_\_ 9/2  
 Defensive Starters Returning/Lost \_\_\_\_\_ 6/5  
 2008 Fall Camp Reporting Date \_\_\_\_\_ July 31

## 2008 SCHEDULE

Date	Opponent	Location	Series Record
Aug. 28	at Ball State	Muncie, Ind.	First Meeting
Sept. 13	at Georgia Southern	Statesboro, Ga.	0-1
Sept. 20	at Syracuse	Syracuse, N.Y.	First Meeting
Sept. 27	UC DAVIS	Brookline, Mass.	0-1
Oct. 4	*at Towson	Towson, Md.	5-3
Oct. 11	*MASSACHUSETTS	Brookline, Mass.	8-28
Oct. 18	*NEW HAMPSHIRE	Brookline, Mass.	14-39
Oct. 25	*at Maine	Orono, Maine	16-23
Nov. 1	*VILLANOVA	Brookline, Mass.	5-9
Nov. 8	*at William and Mary	Williamsburg, Va.	2-10
Nov. 15	*at Hofstra	Hempstead, N.Y.	9-5
Nov. 22	*RHODE ISLAND	Brookline, Mass.	25-28

\* - CAA Football Game  
 Home Games in CAPS - Schedule subject to change



### HEAD COACH:

Rocky Hager

Overall Record (Years):  
 106-54-1 (14 years)

Record at School (Years):  
 15-29 (4 years)



### COACHING STAFF:

Eddie Davis \_\_\_\_\_ Offensive Coordinator/Quarterbacks  
 Wally Dembowski \_\_\_\_\_ Co-Defensive Coordinator/Defensive Line  
 Raphael Dowdye \_\_\_\_\_ Co-Defensive Coordinator/Defensive Backs  
 Brian Surace \_\_\_\_\_ Offensive Line  
 Chris Ostrowsky \_\_\_\_\_ Recruiting Coordinator/Running Backs  
 Frank McArdle \_\_\_\_\_ Outside Linebackers/Video Coordinator

## 2007 RESULTS -- 3-8, 2-6 CAA

Home Stadium: Parsons Field (7,000)

Home: 2-3      Away: 1-5      vs. Division: 2-3      vs. Top 25 (CCA): 2-3  
 Total Home Attendance: 14,100      Average Home Attendance: 2,820

Sept. 1	[-/rv]	at Northwestern [B10]	L 0-27	16,199
Sept. 8		RICHMOND {rv/rv}	L 14-49	4,167
Sept. 15		NORTHWESTERN STATE {rv/rv}	W 42-14	1,210
Sept. 22	[rv/rv]	at UC Davis {rv/rv}	L 10-28	7,140
Oct. 6		JAMES MADISON {9/9}	L 14-21	2,083
Oct. 13		at Delaware {15/15}	L 20-30	21,570
Oct. 20		at Massachusetts [CN8] {4/4}	L 7-24	14,189
Oct. 27		MAINE	L 14-20	4,340
Nov. 3		at New Hampshire {8/8}	W 31-13	3,470
Nov. 10	[-/rv]	HOFSTRA {18/18}	W 35-31	2,300
Nov. 17	[rv/-]	at Rhode Island	L 30-35	2,458

CAA Team's Coaches & Sports Network Rankings listed prior to Opponent/Opponent's Coaches & Sports Network Rankings listed after Opponent at time game was played

## BY THE NUMBERS... STARTERS RETURNING

### OFFENSE (9)

Anthony Orio, QB  
 Lloyd Clarke, FB  
 Tony Lott, WR  
 Chris Plum, WR  
 Brian Mandeville, TE  
 Greg Niland, LT  
 Tyler Perkins, C  
 Matt Allain, RG  
 Kevin Newhall, RT

### DEFENSE (6)

Corey Thomas, NG  
 Wil Colon, RE  
 Craig Kenney, LB  
 David Akinniyi, LB  
 Cord Parks, CB  
 Nate Thellen, S

### SPECIAL TEAMS (2)

Ron Conway, P  
 Mat Johnson, PK



QUARTERBACK ANTHONY ORIO



## SPRING ROSTER

No.	Name	Cl.	Pos.	Ht\Wt.	Hometown/HS (Last School)
80	Greg Abelli	So.	WR	5'10\175	Billerica, MA/Billerica (New Hampton School)
63	Zach Abrams	Jr.	OL	6'2\240	Sharon, MA/Xaverian Brothers
90	David Akinniyi	So.	LB	6'3\245	Rocklin, CA/Rocklin
78	Matt Allain	Jr.	OL	6'3\315	Worcester, MA/St. Peter-Marian
19	Alan Battista	RFr.	K	5'10\175	Belchertown, MA/Williston Northampton School
68	Josh Belko	Sr.	OL	6'2\285	North Andover, MA/St. John's Prep
14	Demetrius Biggs	So.	DB	6'0\180	Marietta, GA/Marietta
81	Jay Bornstein	So.	WR	6'3\226	Norton, MA/Bishop Feehan
17	Alton Bradley	Jr.	LB	6'2\230	Chesapeake, VA/Western Branch
16	Paul Branco	So.	K	5'9\165	Brockton, MA/Brockton
9	Alex Broomfield	Sr.	RB	5'7\190	Miami, FL/Chaminade-Madonna
49	Cornelius Bunch	Sr.	LB	6'0\217	Philadelphia, PA/Central
33	Ben Burud	RFr.	LB	6'3\210	Townsend, MA/North Middlesex
99	David Button	RFr.	K	6'2\200	Concord, MA/Concord-Carlisle
38	Chris Byrne	Jr.	DL	6'3\255	Tewksbury, MA/Tewksbury
25	Jake Catlin	RFr.	DB	5'11\200	Ashburnham, MA/Oakmont Regional
31	Tyler Church	So.	FB	5'5\200	Scottsdale, AZ/Horizon
26	Lloyd Clarke	So.	FB	6'0\230	Winter Park, FL/Winter Park
94	Wil Colon	Sr.	DL	6'3\257	Lowell, MA/Lowell (Bridgton Academy)
82	Ron Conway	Jr.	P/WR	6'3\200	Norton, MA/Bishop Feehan
56	Matt Cunha	RFr.	DL	6'5\230	Lexington, MA/Lexington
62	Art Dias	Sr.	OL	6'2\295	Brockton, MA/Brockton
12	Alex Dulski	So.	QB	6'3\220	Walpole, MA/Walpole
40	Dan Elwood	Jr.	FB	6'1\230	Walpole, MA/Walpole (Worcester Academy)
92	Sean Fracalossi	Jr.	TE	6'3\260	Mt. Carmel, PA/Mt. Carmel
89	Conor Gilmartin-Donohue	So.	TE	6'5\245	White Plains, NY/White Plains
30	John Griffin	So.	RB	6'0\198	Fitchburg, MA/Oakmont Regional
32	Kurtis Hart	So.	LB	5'11\226	Coral Springs, FL/Taravella
46	Phil Higgins	Jr.	LB	5'10\220	Accokeek, MD/Gwynn Park
15	T.J. Jackson	RFr.	WR	6'2\190	Newnan, GA/Northgate
42	Jon Jeune	RFr.	LB	5'11\220	Highland Mills, NY/Don Bosco Prep
22	Mat Johnson	Jr.	K	5'10\155	Ankeny, IA/Ankeny
1	Darryl Jones	So.	DB	5'10\180	Laurel, MD/St. John's College High
24	Rashad Jordan	Jr.	DB	6'0\195	Dorchester, MA/Catholic Memorial
93	Floran Kacaku	Jr.	LB	6'0\245	Roslindale, MA/Hyde Park
34	Craig Kenney	Sr.	LB	6'1\227	Branford, CT/Branford
58	Jason Lane	RFr.	OL	6'4\280	Derry, NH/Pinkerton Academy
50	Michael Laperriere	RFr.	DE	6'4\235	Buzzards Bay, MA/Warehouse
88	Mark Lorber	RFr.	TE	6'3\230	San Diego, CA/St. Augustine
8	Tony Lott	Jr.	WR	6'3\215	Owings Mills, MD/McDonough School
57	Mike Lukenda	Jr.	DL	6'1\280	Downingtown, PA/Downingtown East
83	Brian Mandeville	Sr.	TE	6'6\255	Walpole, MA/Walpole
79	Gregory Martell	RFr.	OL	6'5\290	Mansfield, MA/Mansfield
51	Dan Mason	Jr.	OL	6'2\270	Holliston, MA/Xaverian Brothers
74	Geoff Morris	Jr.	OL	6'5\300	Havertown, PA/Haverford Township
72	Yaroslav Mukha	RFr.	OL	6'5\315	Philadelphia, PA/Northeast
65	Kevin Newhall	Jr.	OL	6'3\300	Malden, MA/Malden
70	Greg Niland	So.	OL	6'5\295	East Bridgewater, MA/Coyle-Cassidy
10	Anthony Orio	Sr.	QB	6'2\230	Voorhees, NJ/Eastern Regional
91	Chad Parham	So.	LB	6'2\225	Fairburn, GA/Creekside
21	Cord Parks	Sr.	DB	5'11\190	Decatur, GA/Stone Mountain
54	Tyler Perkins	Sr.	OL	6'2\300	Brea, CA/Mater Dei
64	John Pfund	Jr.	DL	6'2\285	Doylestown, PA/Central Bucks East
53	Joe Piccurro	So.	LB	6'1\220	Longmeadow, MA/Longmeadow
5	Chris Plum	Sr.	WR	6'2\215	Deptford, NJ/Gloucester Catholic
44	Kerry Pollard	Jr.	LB	6'0\225	Upper Marlboro, MD/Eleanor Roosevelt
23	David Racca	Jr.	WR	5'10\155	Northboro, MA/Algonquin
87	Adhir Ravipati	So.	WR	6'6\200	Saratoga, CA/Harker/San Diego
13	Matt Reingold	So.	DB	6'1\200	Upper Grandview, NY/Nyack
96	Woody Romelus	Jr.	DL	6'3\263	Brockton, MA/Brockton
85	Ty Sibert	Jr.	TE	6'1\230	Glenn Dale, MD/Eleanor Roosevelt
4	John Sperrazza	Sr.	QB	6'2\235	Mansfield, MA/Mansfield
2	Nate Thellen	So.	DB	6'1\205	Brockton, MA/Brockton
55	Corey Thomas	Sr.	DL	5'10\275	New Britain, CT/New Britain
27	Tony Torres	RFr.	RB	5'11\205	Jamaica Plain, MA/Wayland
97	Jason Vega	Jr.	DL	6'4\260	Brockton, MA/Brockton
36	Josh Weinstein	RFr.	DB	5'11\190	Maspee, MA/Bishop Stang
41	Devone Williams	So.	DB	5'8\155	Southbridge, MA/Chapel Hill-Chauncy Hall

## 2008 NOTES

-- The Huskies look to rebound from a 3-8 season in which they played an FBS team, five ranked opponents and all five CAA Football playoff teams. Despite the rigorous schedule, the Huskies did manage to beat two ranked teams, giving them a win over at least one ranked opponent in five of the last six seasons. NU returns 15 of its 22 starters from last season, including nine on offense.

-- Northeastern will miss all-time rushing leader Maurice Murray, who graduated with a career 3,806 yards and 43 touchdowns. Last season alone, he rushed for 1,421 yards and 14 TDs, accounting for 40 percent of NU's total yards and 47 percent of NU's total touchdowns.

-- The Huskies' offensive line returns 10 of the 11 players that appeared in a game in 2007, including four out of five starters. The line includes second team All-CAA Football tackle Kevin Newhall. The line helped account for a rushing offense that averaged 166.6 yards a game. The line also did an excellent job protecting the backfield, allowing only 1.2 sacks a game, which ranked 16th in the country, and 3.6 tackles for a loss allowed, which ranked second in the nation.

-- Quarterback Anthony Orio and tight end Brian Mandeville both enjoyed breakout seasons in 2007 and look to connect again in 2008. Orio set career highs in completions, passing yards and passing efficiency and rushing yards while Mandeville set career highs in receptions, receiving yards and touchdowns en route to being named All-New England and second team All-CAA Football. Orio and Mandeville hooked up for a 76-yard touchdown at Delaware on Oct. 13, 2007, the longest TD catch of the season for NU.

-- The Huskies will play a 12-game schedule in 2008 and it includes two FBS teams for the first time in school history as they will play at Ball State Aug. 28 and at Syracuse Sept 20. Northeastern is 2-4 all-time against FBS teams, beating Connecticut in 2000 and Ohio in 2002.

-- Head coach Rocky Hager has signed 11 recruits to join Northeastern for the 2008 season. Of the 11 recruits, four of them are defensive backs as the Huskies look to build depth in the secondary. Currently, the Huskies have just six returning lettermen in the secondary, only two of which are upperclassmen.



HEAD COACH ROCKY HAGER



## ALL-STAR CANDIDATES



### ALEX BROOMFIELD

Senior - Running Back  
5-7 - 190 - Miami, Fla.

-- Finished second on the team in all-purpose yards last season with 610.

-- Had 253 rushing yards, 267 receiving yards and led the team in receptions with 39.

-- Was the only Husky last season to rush for a touchdown, catch a touchdown pass and throw a touchdown pass.

-- Threw the game-winning TD pass to Brian Mandeville to help NU upset Hofstra 35-31 on Nov. 10.

BROOMFIELD'S CAREER STATS							
YEAR	GP	No.	Yds	TD	Long	Avg/G	Avg/C
2005	11	52	156	0	15	14.18	3.00
2006	11	96	509	5	69	46.27	5.30
2007	11	70	253	2	29	23.00	3.61
<b>Career</b>	<b>33</b>	<b>218</b>	<b>918</b>	<b>7</b>	<b>69</b>	<b>27.82</b>	<b>4.21</b>



### ANTHONY ORIO

Senior - Quarterback  
6-2 - 230 - Voorhees, N.J.

-- Enters his fourth year as Northeastern's starting quarterback.

-- Set career highs in completions (139), passing yards (1,558), passing efficiency (124.1) and rushing yards (190) last season.

-- His career 56.7 percent completion rate is the best in school history. He has also reached sixth all-time in NU history in passing yards (3,482) and fifth all-time in completions (308).

-- Named to the CAA Football Academic All-Conference team and named an FCS Academic All-Star.

ORIO'S CAREER STATS									
----- Passing -----									
--- Rushing ---									
YEAR	GP	Att.-Comp.-Int.	Yds.	TD	Lg.	Att.	Yds.	TD	
2005	10	94-191-9	1198	8	70	80	178	3	
2006	8	75-123-4	726	3	30	52	98	1	
2007	11	139-229-6	1558	8	76	69	190	4	
<b>Career</b>	<b>29</b>	<b>308-543-19</b>	<b>3482</b>	<b>19</b>	<b>76</b>	<b>201</b>	<b>466</b>	<b>8</b>	



### BRIAN MANDEVILLE

Senior - Tight End  
6-6 - 255 - Walpole, Mass.

-- In his first season as a starting tight end, he played all 11 games and set career highs in every receiving category.

-- Led the Huskies with 411 receiving yards and five touchdown catches en route to being named All-New England and All-CAA Football second team.

-- Caught a 76-yard TD pass from Anthony Orio at Delaware Oct. 13, the longest catch by any NU player last season.

-- Caught two TD passes in a game twice last season, including the game-winning TD catch with 17 seconds left in the fourth quarter to help NU upset Hofstra 35-31 on Nov. 10.

MANDEVILLE'S CAREER STATS							
YEAR	GP	No.	Yds	TD	Long	Avg/G	Avg/C
2006	9	9	115	0	24	12.78	12.78
2007	11	30	411	5	76	37.36	13.70
<b>Career</b>	<b>20</b>	<b>39</b>	<b>526</b>	<b>5</b>	<b>76</b>	<b>26.30</b>	<b>13.49</b>



### NATE THELLEN

Soph. - Defensive Back  
6-1 - 205 - Brockton, Mass.

-- Played in all 11 games in his first season, making nine starts. He was one of only two freshmen to make starts on defense for NU.

-- Earned the starting free safety job in just his third collegiate game and made an immediate impact, finishing sixth on the team in tackles (52) and finishing tied for the most pass breakups on the Huskies with four.

-- Made a career-high nine tackles, six of them solo, against James Madison on Oct. 6.

-- Made his first career interception at Rhode Island on Nov. 17.

THELLEN'S CAREER STATS						
YEAR	GP	S-A-Tackles	SK/TFL	Int	PBU	FF/FR
2007	11	34-18-52	0.0/0.0	1	4	2/1
<b>Career</b>	<b>11</b>	<b>34-18-52</b>	<b>0.0/0.0</b>	<b>1</b>	<b>4</b>	<b>2/1</b>



## TEAM STATISTICS

	Northeastern	Opponent
<b>SCORING</b>	217	292
Points Per Game	19.7	26.5
<b>FIRST DOWNS</b>	202	236
Rushing	88	118
Passing	90	101
Penalty	24	17
<b>RUSHING YARDAGE</b>	1832	2048
Yards gained rushing	2030	2336
Yards lost rushing	198	288
Rushing Attempts	458	472
Average Per Rush	4.0	4.3
Average Per Game	166.5	186.2
TDs Rushing	20	23
<b>PASSING YARDAGE</b>	1719	2178
Att-Cmp-Int	264-158-7	283-188-7
Average Per Pass	6.5	7.7
Average Per Catch	10.9	11.6
Average Per Game	156.3	198.0
TDs Passing	9	15
<b>TOTAL OFFENSE</b>	3551	4226
Total Plays	722	755
Average Per Play	4.9	5.6
Average Per Game	322.8	384.2
<b>KICK RETURNS: #-YARDS</b>	50-960	40-814
<b>PUNT RETURNS: #-YARDS</b>	12-84	13-166
<b>INT RETURNS: #-YARDS</b>	7-67	7-41
<b>KICK RETURN AVERAGE</b>	19.2	20.4
<b>PUNT RETURN AVERAGE</b>	7.0	12.8
<b>INT RETURN AVERAGE</b>	9.6	5.9
<b>FUMBLES-LOST</b>	13-5	17-8
<b>PENALTIES-YARDS</b>	52-482	80-672
Average Per Game	43.8	61.1
<b>PUNTS-YARDS</b>	45-1774	38-1317
Average Per Punt	39.4	34.7
Net punt average	32.2	31.4
<b>TIME OF POSSESSION/GAME</b>	29:23	30:37
<b>3RD-DOWN CONVERSIONS</b>	73/154	73/144
3rd-Down Pct	47%	51%
<b>4TH-DOWN CONVERSIONS</b>	8/21	6/13
4th-Down Pct	38%	46%
<b>SACKS BY-YARDS</b>	21-164	13-84
<b>MISC YARDS</b>	0	0
<b>TOUCHDOWNS SCORED</b>	30	38
<b>FIELD GOALS-ATTEMPTS</b>	3-8	9-12
<b>ON-SIDE KICKS</b>	0-0	1-1
<b>RED-ZONE SCORES</b>	26-30 87%	35-40 88%
<b>RED-ZONE TOUCHDOWNS</b>	23-30 77%	26-40 65%
<b>PAT-ATTEMPTS</b>	28-29 97%	37-38 97%
<b>ATTENDANCE</b>	14100	65026
Games/Avg Per Game	5/2820	6/10838
Neutral Site Games		0/0

## INDIVIDUAL PASSING

Name	GP	Effic	Att-Cmp-Int	Pct	Yds	TD	Long	Avg/G
Anthony Orio	11	124.14	139-229-6	60.7	1558	8	76	141.6
John Sperrazza	3	84.61	18-34-1	52.9	152	0	27	50.7
Alex Broomfield	11	505.60	1-1-0	100.0	9	1	9	0.8
<b>Total.....</b>	<b>11</b>	<b>120.49</b>	<b>158-264-7</b>	<b>59.8</b>	<b>1719</b>	<b>9</b>	<b>76</b>	<b>156.3</b>
<b>Opponents.....</b>	<b>11</b>	<b>143.62</b>	<b>188-283-7</b>	<b>66.4</b>	<b>2178</b>	<b>15</b>	<b>48</b>	<b>198.0</b>

## INDIVIDUAL RUSHING

Name	GP	Att	Gain	Loss	Net	Avg	TD	Long	Avg/G
Maurice Murray	11	302	1443	22	1421	4.7	14	50	129.2
Alex Broomfield	11	70	280	27	253	3.6	2	29	23.0
Anthony Orio	11	69	283	93	190	2.8	4	25	17.3
Greg Abelli	9	2	3	0	3	1.5	0	2	0.3
John Griffin	8	1	1	0	1	1.0	0	1	0.1
Lloyd Clarke	11	1	1	0	1	1.0	0	1	0.1
Chris Plum	11	2	11	13	-2	-1.0	0	11	-0.2
Tyler Perkins	11	0	2	-2	-2.0	0	0	0	-0.2
John Sperrazza	3	5	8	11	-3	-0.6	0	4	-1.0
<b>TEAM</b>	<b>5</b>	<b>5</b>	<b>0</b>	<b>30</b>	<b>-30</b>	<b>-6.0</b>	<b>0</b>	<b>0</b>	<b>-6.0</b>
<b>Total.....</b>	<b>11</b>	<b>458</b>	<b>2030</b>	<b>198</b>	<b>1832</b>	<b>4.0</b>	<b>20</b>	<b>50</b>	<b>166.5</b>
<b>Opponents.....</b>	<b>11</b>	<b>472</b>	<b>2336</b>	<b>288</b>	<b>2048</b>	<b>4.3</b>	<b>23</b>	<b>90</b>	<b>186.2</b>

## INDIVIDUAL RECEIVING

Name	GP	No	Yds	Avg	TD	Long	Avg/G
Alex Broomfield	11	39	267	6.8	2	32	24.3
Brian Mandeville	11	30	411	13.7	5	76	37.4
Tony Lott	11	28	373	13.3	1	33	33.9
Chris Plum	11	27	373	13.8	1	46	33.9
Maurice Murray	11	10	55	5.5	0	15	5.0
C. Gilmartin-Donohue	10	8	104	13.0	0	36	10.4
Lloyd Clarke	11	6	28	4.7	0	9	2.5
Woody Carter	9	5	67	13.4	0	30	7.4
John Griffin	8	3	18	6.0	0	12	2.2
Chris Zambelli	11	1	12	12.0	0	12	1.1
Ty Sibert	11	1	11	11.0	0	11	1.0
<b>Total.....</b>	<b>11</b>	<b>158</b>	<b>1719</b>	<b>10.9</b>	<b>9</b>	<b>76</b>	<b>156.3</b>
<b>Opponents.....</b>	<b>11</b>	<b>188</b>	<b>2178</b>	<b>11.6</b>	<b>15</b>	<b>48</b>	<b>198.0</b>

## INDIVIDUAL DEFENSIVE LEADERS

	Name	GP	-----Tackles-----			TFL/Yds	-Sacks- No-Yds	-----Pass Def-----		---Fumbles---		Blkd Kick	Saf
			Solo	Ast	Total			Int-Yds	BrUp	FR-Yds	FF		
47	Joe Mele	11-9	50	40	90	4.5-28	3.5-25		2	1-0		.	
37	Kevin Brown	11-9	36	30	66	2.5-16	1.0-13	1-0	.	.	.	.	
21	Cord Parks	11-9	38	25	63	1.5-5	0.5-4	2-7	2	.	.	.	
52	A.J. Lillie	11-9	33	27	60	4.5-19	2.0-16	.	4	.	.	.	
34	Craig Kenney	8-6	21	33	54	3.0-7	.	.	1	1-0	.	.	
2	Nate Thellen	11-7	34	18	52	.	.	1-0	4	1-0	2	.	
7	Enrique Cox	11-9	38	12	50	6.0-24	1.0-8	1-0	4	.	.	.	
49	Cornelius Bunch	8-1	26	17	43	1.5-3	.	.	.	.	.	.	
90	David Akinniyi	11-9	19	23	42	3.0-14	2.0-14	1-1	3	.	2	1	
46	Phil Higgins	10-2	20	20	40	.	.	.	.	.	.	.	
	<b>Total.....</b>	<b>11-0</b>	<b>434</b>	<b>352</b>	<b>786</b>	<b>46-217</b>	<b>21-164</b>	<b>7-67</b>	<b>21</b>	<b>8-0</b>	<b>6</b>	<b>2</b>	
	<b>Opponents.....</b>	<b>11-0</b>	<b>404</b>	<b>404</b>	<b>808</b>	<b>39.0-179</b>	<b>13-84</b>	<b>7-41</b>	<b>25</b>	<b>5-0</b>	<b>6</b>	<b>2</b>	

## 2007 GAME-BY-GAME

Date	Time	Opponent	Att.	NU		OPP		Run	Pass	Offense			Run	Pass	Defense		Passes	TO
				CCA	SN	CCA	SN			Total	Passes	TO			Total	TO		
S1	L 0-27	at Northwestern	16,199		rv			109	151	160	19-32-0	0	163	254	417	25-31-0	0	
S8	L 14-49	Richmond	4,167			rv	rv	91	123	214	14-29-1	1	443	199	642	12-19-1	2	
S15	W 42-14	Northwestern St.	1,210			rv	rv	261	130	391	7-12-0	0	103	181	284	12-22-1	3	
S22	L 10-28	at UC Davis	7,140	rv	rv	rv	rv	114	92	206	10-21-0	0	124	316	440	32-41-1	1	
O6	L 14-21	James Madison	2,083			9	9	207	188	395	20-37-2	2	209	57	266	10-12-0	1	
O13	L 20-30	at Delaware	21,570			15	15	123	198	321	18-23-0	0	241	222	463	17-26-1	1	
O20	L 7-24	at Massachusetts	14,189			4	4	103	212	315	18-37-2	5	134	248	382	20-28-0	0	
O27	L 14-20	Maine	4,340					128	110	238	11-16-1	2	175	160	335	12-23-0	2	
N3	W 31-13	at New Hampshire	3,470			8	8	282	153	435	11-12-0	0	74	196	270	20-31-2	3	
N10	W 35-31	Hofstra	2,300		rv	18	18	188	258	446	20-24-0	1	133	222	355	20-33-0	0	
N17	L 30-35	at Rhode Island	2,458	rv				226	104	330	10-21-1	1	249	123	372	8-17-1	2	

## QUICK FACTS

Location \_\_\_\_\_ Kingston, R.I.  
 Enrollment \_\_\_\_\_ 14,749  
 Nickname \_\_\_\_\_ Rams  
 Colors \_\_\_\_\_ Ligth Blue, Dark Blue & White  
 Website \_\_\_\_\_ www.gorhody.com  
 Stadium \_\_\_\_\_ Meade Stadium  
 Stadium Capacity \_\_\_\_\_ 6,555  
 Stadium Surface \_\_\_\_\_ Natural Grass  
 President \_\_\_\_\_ Dr. Robert Carothers  
 Athletics Director \_\_\_\_\_ Thorr Bjorn  
 Head Coach \_\_\_\_\_ Darren Rizzi  
 Head Coach Alma Mater, Year \_\_\_\_\_ Rhode Island, 1992  
 Football Contact \_\_\_\_\_ Pete DiVito, Sports Communications Coordinator  
 Football Contact Office Phone \_\_\_\_\_ 401-874-2409  
 Lettermen Returning/Lost \_\_\_\_\_ 33/22  
 Offensive Starters Returning/Lost \_\_\_\_\_ 6/5  
 Defensive Starters Returning/Lost \_\_\_\_\_ 3/8  
 2008 Fall Camp Reporting Date \_\_\_\_\_ Not Available at publish date

## 2008 SCHEDULE

Date	Opponent	Location	Series Record
Aug. 30	MONMOUTH	Kingston, R.I.	First Meeting
Sept. 6	at Fordham	Bronx, N.Y.	3-4
Sept. 13	*NEW HAMPSHIRE	Kingston, R.I.	27-50
Sept. 20	*at Hofstra	Hempstead, N.Y.	6-16
Sept. 27	at Boston College	Chestnut Hill, Mass.	2-4
Oct. 4	BROWN	Kingston, R.I.	24-66-2
Oct. 11	*at Towson	Towson, Md.	5-3
Oct. 18	*VILLANOVA	Kingston, R.I.	2-12
Oct. 25	*at William and Mary	Williamsburg, Va.	2-9
Nov. 1	*MASSACHUSETTS	Kingston, R.I.	35-45-2
Nov. 15	*MAINE	Kingston, R.I.	34-49-3
Nov. 22	*at Northeastern	Brookline, Mass.	28-25-2

\* - CAA Football Game  
 Home Games in CAPS - Schedule subject to change



### HEAD COACH:

Darren Rizzi

Overall Record (Years):  
 15-14 (3 years)

Record at School (Years):  
 First Season



### COACHING STAFF:

Joe Trainer \_\_\_\_\_ Associate Head Coach/Defensive Coordinator  
 Chris Pincince \_\_\_\_\_ Offensive Coordinator  
 Mark Fabish \_\_\_\_\_ Recruiting Coordinator/Quarterbacks/Wide Receivers  
 Ryan Crawford \_\_\_\_\_ Secondary  
 Eddie Allen \_\_\_\_\_ Special Teams Coordinator/Running Backs  
 Rob Nevaier \_\_\_\_\_ Defensive Coordinator  
 John Gendron \_\_\_\_\_ Assistant Offensive Line  
 Tembwe Lukabu \_\_\_\_\_ Outside Linebackers  
 Roy Istvan \_\_\_\_\_ Offensive Line  
 Chris Zona \_\_\_\_\_ Player Development/Assistant Video Coordinator  
 Bob Griffin \_\_\_\_\_ Tight Ends/Special Consultant

## 2007 RESULTS -- 3-8, 2-6 CAA

Home Stadium: Meade Stadium (5,180)  
 Home: 2-3      Away: 1-5      vs. Division: 2-3      vs. Top 25 (CCA): 1-5  
 Total Home Attendance: 17,181      Average Home Attendance: 3,436

Sept. 1	FORDHAM	L 23-27	2,092
Sept. 8	at Army [ECL]	L 7-14 (OT)	27,601
Sept. 15	[rv/rv] at Delaware [CN8] {11/10}	L 9-38	22,064
Sept. 22	HOFSTRA {16/15}	L 24-37	2,350
Sept. 29	at Brown	W 49-42 (OT)	6,153
Oct. 13	JAMES MADISON {9/9}	L 27-44	6,163
Oct. 20	at Richmond {18/18}	L 6-38	5,550
Oct. 27	at New Hampshire [NESN] {9/8}	L 36-49	6,015
Nov. 3	MASSACHUSETTS {4/3}	W 12-6 (OT)	4,118
Nov. 10	[-/rv] at Maine [WABI]	L 0-35	4,280
Nov. 17	NORTHEASTERN {rv/-}	W 35-30	2,458

CAA Team's Coaches & Sports Network Rankings listed prior to Opponent/Opponent's Coaches & Sports Network Rankings listed after Opponent at time game was played

## BY THE NUMBERS... STARTERS RETURNING

### OFFENSE (6)

Derek Cassidy, QB  
 Joe Casey, FB  
 Shawn Leonard, WR  
 Dan Goodman, OL  
 Robert Crudup, OL  
 Antal Keszthelyi, OL

### DEFENSE (3)

Rob Damon, DB  
 Matt Hansen, LB  
 Jeff Ball, LB

### SPECIAL TEAMS (0)



RUNNING BACK JOE CASEY



## SPRING ROSTER

No.	Name	Pos.	Cl.	Ht\Wt.	Hometown/HS (Last School)
1	Michael Bland	RB	Sr.	5-11\190	Long Branch, N.J./Milford Academy
2	Jimmy Hughes	RB	Sr.	5-10\195	Westport, Conn./Staples
3	Rodney Mitchell	DB	Jr.	5-10\180	Virginia Beach, Va./Fork Union Military Academy
4	Jimmy Young	DB	Jr.	5-10\185	Storrs, Conn./So. Conn. State
5	Rob Damon	LB	Sr.	6-1\195	Piscataway, N.J./Trinity-Pawling
6	Joseph Harris	LB	So.	5-11\200	Lowell, Mass./Lowell
7	Robert Walker	S	Fr.	6-2\205	New Haven, Conn./Hyde Leadership School (Cheshire Academy)
8	Terence Glenn	QB	So.	6-0\175	Ashburn, Va./Stonebridge
9	D.J. Stefkovich	QB	Jr.	6-2\225	Westport, Conn./Staples
10	Derek Cassidy	QB	Sr.	6-3\200	Winter Haven, Fla./Lake Region
11	Blake Zundel	QB	Fr.		Greenwich, Conn./Linn-Mar
13	Shawn Leonard	WR	Jr.	6-1\200	Stoughton, Mass./Stoughton
14	Louis Feinstein	K	Fr.	5-10\185	Irvine, Calif./University High School
15	John Butler	QB	Jr.	6-0\205	Decatur, Ga./McNair
16	Marc Lucarini	QB	Fr.	6-2\200	Laurel Springs, N.J./Camden Catholic
17	Greg Wicks	QB	So.-r	6-1\195	Bedford, N.H./Tabor Academy
18	Kyle Elliot	QB	Fr.	6-3\215	Cresskill, N.J./Cresskill
19	Sean Scott	WR	So.-r	6-0\175	Beverly, N.J./Palmyra
20	Matt Hansen	DB	So.	5-11\195	Providence, R.I./LaSalle Academy
21	Tyquan Bynum	WR	Fr.	6-2\195	Lancaster, Pa./Conestoga Valley (Milford Academy)
22	Alex Francois	CB	Sr.	5-11\185	Willingboro, N.J./Valley Forge Military Academy
23	Antonio Johnson	DB	Jr.	6-0\190	Olive Branch, Miss./Fork Union Military Academy
24	Jarrod Williams	RB	So.	6-1\200	Glen Mills, Pa./West Chester East
25	Dan O'Connell	LB	So.	6-0\205	Barrington, R.I./Milford Academy
26	Ryan Lawrence	RB	Fr.	5-9\185	Bloomfield, N.J./Bloomfield
27	Patrick Keenan	WR	Fr.		North Smithfield, R.I./North Smithfield
28	Devon Dace	WR	Fr.	5-10\180	St. Louis, Mo./Webster Groves (Salisbury School)
29	Aaron Brown-Smith	DB			
30	Anderson Nance	DB			
31	Matt Urban	DB	So.-r	6-1\195	Warren, R.I./Mount Hope
32	Tim Allen	RB	Jr.	5-11\195	Salem, Conn./East Lyme
33	Phil Morman	FB/LB	Fr.	6-2\220	Cresskill, N.J./Cresskill
34	Matt Kolojejchick	RB	Fr.	5-10\180	Plymouth, Pa./Wyoming Valley West
35	Anthony Ferrer	RB	So.-r	5-10\225	West Greenwich, R.I./Cranston West
36	Ronald Woodley	CB	Fr.	6-0\185	East Providence, R.I./East Providence
37	Joe Casey	RB	Sr.	5-10\210	Syracuse, N.Y./Milford Academy
38	Michael Okunfolami	RB			
40	Pedro Belinchon	K	So.-r	6-2\205	Maspalomas, Canary Islands/East Lyme
42	James Taylor	LB	Fr.	6-2\220	Westwood, N.J./Westwood
43	Matt Sheard	LB	Fr.	6-2\230	Mt. Laurel, N.J./Camden Catholic
44	Scott McKinnie	LB	Jr.	6-0\215	Randolph, N.J./Blair Academy
45	Steven Weedon	LB	Sr.	6-2\240	Silver Spring, Md./Valley Forge Military Acad.
46	Nick Del Grosso	WR			
47	Chris Dellafave	DL	Fr.		Emerson, N.J./St. Joseph Regional
49	Frank Saile	DB			
50	Jeff Ball	LB	Sr.	6-0\235	Lansdale, Pa./North Penn
51	Akil Chester	TE	Fr.-r	6-3\240	Sharon, Mass./Catholic Memorial
52	Mike Lane	DL	Jr.	6-3\280	Grafton, Mass./Canterbury School
54	Sam Jacobs	LB			
55	Chenry Lewis	DE/LB	Fr.	6-1\230	Paterson, N.J./Paterson Catholic (Rutgers University)
56	Willie McGinnis	DE	So.	6-3\250	Norwich, N.Y./Bainbridge-Guilford
57	Stan Sturgis	OL	So.	6-0\280	Warren, R.I./LaSalle Academy
58	Mike Piserchia	LB			
59	Michael Farr	OL	Fr.	6-3\310	Cornwall on Hudson, N.J./Don Bosco Prep (Navy Prep)
60	Antal Keszthelyi	OT	Sr.	6-3\285	North Providence, R.I./La Salle Academy
61	Brandon Williams	DL			
62	Charlie Haskell	OL	So.-r	6-2\280	Cranston, R.I./Cranston West
63	Dave Valley	DT	Jr.	6-3\300	East Providence, R.I./East Providence
64	Tom Estrella	OT	Sr.	6-5\315	Warren, R.I./Mount Hope
65	Matt Greenhalgh	OL	Fr.	6-2\275	Chepachet, R.I./Ponaganset
66	Miguel Prata	OL	So.-r	6-3\270	Cranston, R.I./Cranston East
67	Joe Accinno	OL	Jr.	6-2\270	Wakefield, R.I./Bridgeton
70	Scott Manni	DL	Jr.	6-4\280	North Kingstown, R.I./Bishop Hendricken
71	Michael Gross	OL/DL	Fr.	6-4\280	North Arlington, N.J./North Arlington
72	Paul Vellano	OL	Sr.	6-2\255	Rexford, N.Y./Christian Brothers Academy
73	Matt Vitti	OL	So.-r	6-2\275	Stamford, Conn./Stamford
74	Jason Foster	OL	Fr.	6-4\270	East Pittsford, Vt./Mt. St. Joseph Academy (Bridgton Academy)
75	Martin Smalls	LB	Sr.	6-4\216	San Diego, Calif./Hoover
76	Fran Dempsey	OL	Sr.	6-0\255	Hazleton, Pa./Hazleton Area
77	Carl Daniel	DL	Jr.	6-2\295	Charlotte, N.C./Fork Union Military Academy
78	Dan Goodman	OL	Sr.	6-3\280	Closter, N.J./Demarest
79	Robert Crudup	OL	Sr.	6-2\305	Plainfield, N.J./Plainfield
80	Joe Migliarese	TE/WR	Fr.	6-4\215	Blue Bell, Pa./La Salle College
81	Tolbert Evans	WR	Jr.	6-2\195	Wakefield, R.I./Salisbury School
82	Evan Shields	WR	So.	5-10\175	Adelphi, Md./Gonzaga College Prep
83	Joe Bellini	RB	Sr.	5-10\195	Glendale, R.I./Suffield Academy
84	John Monk	WR	So.-r	5-11\175	Providence, R.I./Saint Raphael Academy
85	Brandon Johnson-Farrell	WR	Fr.	5-10\180	Odenton, Md./Arundel
87	David Wilson	DE	Sr.	6-6\255	Warwick, R.I./Bishop Hendricken
88	Chris Dickerson	WR	Sr.	6-3\200	Wilkes-Barre, Pa./Bishop Hoban
89	Kyle Bogumil	TE	Fr.	6-6\240	Mountain Top, Pa./Crestwood
91	Victor Adesanya	DE	So.-r		
92	Kirk Blackmon	DE	Jr.	6-4\250	East Amherst, N.Y./Milford Academy
93	Josh Previte	DT	Fr.	6-1\290	Brockton, Mass./Brockton
94	Tony Darakji	DL			
95	John Kilpatrick	DL/TE	Fr.	6-4\260	Clarks Summit, Pa./Abington Heights
97	Matt Rae	DT	Fr.	6-4\240	York, Pa./Dallastown Area
99	K. Johnson-Henry	LB	Sr.	6-1\230	Hartford, Conn./Weaver

## 2008 NOTES

-- The 2008 seasons marks the return to URI Alumni Darren Rizzi. A walk-on who earned All-America honors following his senior season in 1992, Rizzi returns to Kingston after spending the last six seasons at Rutgers University.

-- The University of Rhode Island faced six FCS Playoff teams during the 2007 season – five CAA foes (Delaware, James Madison, Massachusetts, New Hampshire, Richmond) and one from the Patriot League (Fordham) – as well as Division I Army. In 2008, the Rams will face Division I Boston College for the first time in school history and play non-conference games against Monmouth and Fordham.

-- The Rams' 2008 recruiting class was ranked No. 10 among FCS schools by Rivals.com. The Rams signed 20 high school standouts to National Letters of Intent (NLI) - four offensive lineman, three linebackers, three defensive lineman, three wide receivers, two quarterbacks, two running backs, two defensive backs, two tight ends, and one kicker. Additionally, three transfers – Chenry Lewis (Rutgers), Ty Bynum (Milford Academy), and Mike Farr (Don Bosco Prep) – will join the Rams for spring practice.



HEAD COACH DARREN RIZZI

## ALL-STAR CANDIDATES



### TIM ALLEN

**Junior - Running Back**  
5-11 - 195 - Salem, Conn.

-- Rushed for 129 yards and one touchdown (3.4 ypc).

-- Season-high 57 yards against FCS runner-up Delaware.

-- Season-high nine carries for 47 yards and one touchdowns to go along with three receptions for 32 yards and one touchdown at Army.



### JIMMY HUGHES

**Senior - Running Back**  
5-10 - 195 - Westport, Conn.

-- Second-leading Ram in rushing yards (623), yards per carry (6.0), and rushing TD (four).

-- Recorded three 100-yard rushing games, including a career-high 168 yards and 3 TD at New Hampshire.

-- Broke off a career-long rush of 62 yards in Governor's Cup win over Brown.

ALLEN'S CAREER STATS							
YEAR	GP	No.	Yds	TD	Long	Avg/G	Avg/C
2006	10	26	115	0	14	11.50	4.42
2007	10	38	129	1	38	12.90	3.39
Career	20	64	244	1	38	12.20	3.81

HUGHES' CAREER STATS							
YEAR	GP	No.	Yds	TD	Long	Avg/G	Avg/C
2005	3	14	138	0	58	46.00	9.86
2006	11	68	465	1	57	42.27	6.84
2007	11	101	610	4	62	55.45	6.04
Career	25	183	1213	5	62	48.52	6.63



### JOE CASEY

**Senior - Running Back**  
5-10 - 210 - Syracuse, N.Y.

-- First Team All-CAA selection; third-consecutive First Team All-Conference selection.

-- Tied for No. 4 all-time on URI's rushing list with 2,901 yards; No. 6 in URI history with 16 rushing TD.

-- Tallied team-best 782 yards on 163 carries before suffering season-ending injury.

CASEY'S CAREER STATS							
YEAR	GP	No.	Yds	TD	Long	Avg/G	Avg/C
2005	12	246	1307	9	40	108.92	5.31
2006	11	191	874	6	47	79.45	4.58
2007	8	163	782	2	36	97.75	4.80
Career	31	600	2963	17	47	95.58	4.94



### SHAWN LEONARD

**Junior - Wide Receiver**  
6-1 - 200 - Stoughton, Mass.

-- Led Rams in receptions (34), receiving yards (440), and tied for team-lead in TD receptions (2).

-- Caught game-winning two-point conversion during overtime in Governor's Cup win over Brown.

-- Career-high 113 yards on eight receptions at Army.

LEONARD'S CAREER STATS							
YEAR	GP	No.	Yds	TD	Long	Avg/G	Avg/C
2006	10	18	408	3	48	40.80	22.67
2007	11	34	440	2	33	40.00	12.94
Career	22	52	848	5	48	38.55	16.31



### TEAM STATISTICS

	Rhode Island	Opponent
<b>SCORING</b>	228	360
Points Per Game	20.7	32.7
<b>FIRST DOWNS</b>	206	206
Rushing	131	91
Passing	60	103
Penalty	15	12
<b>RUSHING YARDAGE</b>	2529	1910
Yards gained rushing	3052	2167
Yards lost rushing	523	257
Rushing Attempts	622	420
Average Per Rush	4.1	4.5
Average Per Game	229.9	173.6
TDs Rushing	23	23
<b>PASSING YARDAGE</b>	1298	2583
Att-Cmp-Int	214-100-7	329-197-11
Average Per Pass	6.1	7.9
Average Per Catch	13.0	13.1
Average Per Game	118.0	234.8
TDs Passing	5	22
<b>TOTAL OFFENSE</b>	3827	4493
Total Plays	836	749
Average Per Play	4.6	6.0
Average Per Game	347.9	408.5
KICK RETURNS: #-YARDS	52-1021	32-644
PUNT RETURNS: #-YARDS	13-50	26-349
INT RETURNS: #-YARDS	11-136	7-111
KICK RETURN AVERAGE	19.6	20.1
PUNT RETURN AVERAGE	3.8	13.4
INT RETURN AVERAGE	12.4	15.9
FUMBLES-LOST	25-14	16-12
<b>PENALTIES-YARDS</b>	81-619	59-513
Average Per Game	56.3	46.6
<b>PUNTS-YARDS</b>	60-2198	47-1767
Average Per Punt	36.6	37.6
Net punt average	29.5	32.7
TIME OF POSSESSION/GAME	31:23	28:37
<b>3RD-DOWN CONVERSIONS</b>	65/184	60/147
3rd-Down Pct	35%	41%
<b>4TH-DOWN CONVERSIONS</b>	9/31	7/19
4th-Down Pct	29%	37%
<b>SACKS BY-YARDS</b>	13-91	31-213
MISC YARDS	0	0
<b>TOUCHDOWNS SCORED</b>	29	48
<b>FIELD GOALS-ATTEMPTS</b>	9-14	7-13
<b>ON-SIDE KICKS</b>	2-4	0-0
<b>RED-ZONE SCORES</b>	26-36 72%	39-51 76%
<b>RED-ZONE TOUCHDOWNS</b>	20-36 56%	33-51 65%
<b>PAT-ATTEMPTS</b>	23-26 88%	45-47 96%
<b>ATTENDANCE</b>	17181	71663
Games/Avg Per Game	5/3436	6/11944
Neutral Site Games	0/0	0/0

### INDIVIDUAL PASSING

Name	GP	Effic	Att-Cmp-Int	Pct	Yds	TD	Long	Avg/G
Derek Cassidy	10	108.89	76-153-6	49.7	1025	5	52	102.5
DJ Stefkovich	10	74.58	22-57-1	38.6	268	0	49	26.8
Bryan Gianneccchini	11	0.00	0-1-0	0.0	0	0	0	0.0
Jerrell Jones	10	116.80	1-1-0	100.0	2	0	2	0.2
Shawn Leonard	11	125.20	1-1-0	100.0	3	0	3	0.3
TEAM	5	0.00	0-1-0	0.0	0	0	0	0.0
<b>Total.....</b>	<b>11</b>	<b>98.85</b>	<b>100-214-7</b>	<b>46.7</b>	<b>1298</b>	<b>5</b>	<b>52</b>	<b>118.0</b>
<b>Opponents.....</b>	<b>11</b>	<b>141.21</b>	<b>197-329-11</b>	<b>59.9</b>	<b>2583</b>	<b>22</b>	<b>80</b>	<b>234.8</b>

### INDIVIDUAL RUSHING

Name	GP	Att	Gain	Loss	Net	Avg	TD	Long	Avg/G
Joe Casey	8	163	795	13	782	4.8	2	36	97.8
Jimmy Hughes	11	101	623	13	610	6.0	4	62	55.5
Jerrell Jones	10	57	433	40	393	6.9	6	84	39.3
Derek Cassidy	10	142	527	275	252	1.8	5	37	25.2
Anthony Ferrer	10	46	196	0	196	4.3	1	20	19.6
Tim Allen	10	38	167	38	129	3.4	1	38	12.9
DJ Stefkovich	10	43	153	69	84	2.0	2	18	8.4
John Pitt-Coombs	5	11	49	0	49	4.5	0	13	9.8
Jarrod Williams	10	3	40	0	40	13.3	0	18	4.0
Joe Bellini	11	2	15	0	15	7.5	1	8	1.4
Raji El-Amin	7	1	9	0	9	9.0	0	9	1.3
Sean Scott	6	1	9	0	9	9.0	0	9	1.5
Matt Hansen	11	1	8	0	8	8.0	0	8	0.7
Tolbert Evans	10	3	18	11	7	2.3	0	18	0.7
Bryan Gianneccchini	11	1	2	0	2	2.0	0	2	0.2
Shawn Leonard	11	4	8	12	-4	-1.0	1	7	-0.4
TEAM	5	5	0	52	-52	-10.4	0	0	-10.4
<b>Total.....</b>	<b>11</b>	<b>622</b>	<b>3052</b>	<b>523</b>	<b>2529</b>	<b>4.1</b>	<b>23</b>	<b>84</b>	<b>229.9</b>
<b>Opponents.....</b>	<b>11</b>	<b>420</b>	<b>2167</b>	<b>257</b>	<b>1910</b>	<b>4.5</b>	<b>23</b>	<b>61</b>	<b>173.6</b>

### INDIVIDUAL RECEIVING

Name	GP	No	Yds	Avg	TD	Long	Avg/G
Shawn Leonard	11	34	440	12.9	2	33	40.0
Jimmy Hughes	11	20	323	16.1	2	48	29.4
Jerrell Jones	10	13	120	9.2	0	26	12.0
Tolbert Evans	10	12	203	16.9	1	52	20.3
Tim Allen	10	7	52	7.4	0	25	5.2
Joe Casey	8	4	48	12.0	0	19	6.0
Sean Scott	6	3	26	8.7	0	11	4.3
Akil Chester	9	2	46	23.0	0	26	5.1
Chris Dickerson	4	1	17	17.0	0	6	4.2
Anthony Ferrer	10	1	8	8.0	0	8	0.8
Antonio Johnson	9	1	7	7.0	0	7	0.8
Jarrod Williams	10	1	6	6.0	0	6	0.6
Derek Cassidy	10	1	2	2.0	0	2	0.2
<b>Total.....</b>	<b>11</b>	<b>100</b>	<b>1298</b>	<b>13.0</b>	<b>5</b>	<b>52</b>	<b>118.0</b>
<b>Opponents.....</b>	<b>11</b>	<b>197</b>	<b>2583</b>	<b>13.1</b>	<b>22</b>	<b>80</b>	<b>234.8</b>

### INDIVIDUAL DEFENSIVE LEADERS

5	Name	GP	-----Tackles-----			TFL/Yds	-Sacks- No-Yds	-----Pass Def-----		---Fumbles---		Blkd Kick	Saf
			Solo	Ast	Total			Int-Yds	BrUp	FR-Yds	FF		
10-8	LT Brantley	41	35	76	3.5-15	1.5-7	4	2	2-0	2	.	.	
11-5	Matt Hansen	44	29	73	1.5-4	.	1	1-0	.	.	.	.	
11-10	Ki'Ameer Johnson	39	25	64	3.0-15	1.0-9	3-64	6	1-0	1	.	.	
11-8	Adrian Owen	20	22	42	2.5-6	.	3-12	2	.	.	.	.	
9-2	Ashley Pierre	16	22	38	2.0-3	.	1-3	2	.	.	.	.	
11-10	Dana Hart	23	14	37	8.5-38	4.0-27	.	1	.	.	.	.	
10-7	Steven Weedon	15	22	37	1.5-2	.	2	.	.	.	.	.	
11-6	Nick Levy	20	16	36	6.0-24	2.0-17	.	.	.	.	1	.	
7-4	Raji El-Amin	24	10	34	2.5-6	.	2-22	3	2-0	1	.	.	
11-5	Rob Damon	18	15	33	1.5-4	.	.	.	.	.	.	.	
11-0	<b>Total.....</b>	<b>419</b>	<b>346</b>	<b>765</b>	<b>58-234</b>	<b>13-91</b>	<b>11-136</b>	<b>28</b>	<b>12-0</b>	<b>8</b>	<b>1</b>	<b>1</b>	
11-0	<b>Opponents.....</b>	<b>484</b>	<b>464</b>	<b>948</b>	<b>101.0-464</b>	<b>31-213</b>	<b>7-111</b>	<b>21</b>	<b>14-0</b>	<b>15</b>	<b>6</b>	<b>3</b>	

### 2007 GAME-BY-GAME

Date	Time	Opponent	Att.	DEL		OPP		Offense			Defense						
				CCA	SN	CCA	SN	Run	Pass	Total	Passes	TO	Run	Pass	Total	Passes	TO
S1	L 23-27	Fordham	2,092					319	103	422	9-19-1	2	209	208	417	23-39-3	3
S8	L 7-14 (ot)	at Army	27,601					158	145	303	11-13-0	2	46	230	276	21-33-1	3
S15	L 9-38	at Delaware	22,064	rv	rv	11	10	187	79	266	8-24-2	3	97	337	434	25-40-0	1
S22	L 24-37	Hofstra	2,350			16	15	170	230	400	11-28-0	2	160	291	451	26-42-4	4
S29	W 49-42 (ot)	at Brown	6,153					479	129	608	10-21-1	1	87	427	514	28-48-0	0
O13	L 27-44	James Madison	6,163			9	9	219	187	406	15-23-1	1	334	242	576	11-15-0	3
O20	L 6-38	at Richmond	5,550			18	18	166	85	251	10-20-1	1	254	131	385	11-20-0	0
O27	L 36-49	at New Hampshire	6,015			9	8	430	107	537	8-19-0	1	110	419	529	24-30-0	3
N3	W 12-6 (ot)	Massachusetts	4,118			4	3	109	62	171	3-10-0	2	117	22	139	7-22-2	3
N10	L 0-35	at Maine	4,280		rv			43	48	91	7-20-0	4	277	162	439	11-20-0	2
N17	W 35-30	Northeastern	2,458				rv	249	123	372	8-17-1	2	226	104	330	10-21-1	1



## QUICK FACTS

Location \_\_\_\_\_ Richmond, Va.  
 Enrollment \_\_\_\_\_ 2,950  
 Nickname \_\_\_\_\_ Spiders  
 Colors \_\_\_\_\_ Red & Blue  
 Website \_\_\_\_\_ www.richmondspiders.com  
 Stadium \_\_\_\_\_ UR Stadium  
 Stadium Capacity \_\_\_\_\_ 21,319  
 Stadium Surface \_\_\_\_\_ Natural Grass  
 President \_\_\_\_\_ Dr. Edward L. Ayers  
 Athletics Director \_\_\_\_\_ Jim Miller  
 Head Coach \_\_\_\_\_ Mike London  
 Head Coach Alma Mater, Year \_\_\_\_\_ Richmond, 1983  
 Football Contact \_\_\_\_\_ Mike DeGeorge, Asst. Dir./Athletic Public Relations  
 Football Contact Office Phone \_\_\_\_\_ 804-287-6313  
 Lettermen Returning/Lost \_\_\_\_\_ 37/12  
 Offensive Starters Returning/Lost \_\_\_\_\_ 8/3  
 Defensive Starters Returning/Lost \_\_\_\_\_ 8/3  
 2008 Fall Camp Reporting Date \_\_\_\_\_ August 3

## 2008 SCHEDULE

Date	Opponent	Location	Series Record
Aug. 30	at Elon	Elon, N.C.	1-0
Sept. 6	at Virginia	Charlottesville, Va.	2-24-2
Sept. 13	*TOWSON	Richmond, Va.	2-2
Sept. 20	*MAINE	Richmond, Va.	10-10
Sept. 27	*at Villanova	Villanova, Pa.	9-18
Oct. 4	at VMI	Lexington, Va.	39-40-5
Oct. 11	*JAMES MADISON	Richmond, Va.	14-11
Oct. 18	*at Massachusetts	Amherst, Mass.	9-13
Oct. 25	GEORGETOWN	Richmond, Va.	1-5
Nov. 8	*at Hofstra	Hempstead, N.Y.	2-3
Nov. 15	*DELAWARE	Richmond, Va.	6-18
Nov. 22	*at William and Mary	Williamsburg, Va.	53-59-5

\* - CAA Football Game  
 Home Games in CAPS - Schedule subject to change



### HEAD COACH:

Mike London

Overall Record (Years):  
 First Season

Record at School (Years):  
 First Season



### COACHING STAFF:

Mike Faragalli \_\_\_\_\_ Offensive Coordinator/Quarterbacks  
 Russ Huesman \_\_\_\_\_ Defensive Coordinator/Defensive Backs  
 Charles Banks \_\_\_\_\_ Special Teams Coordinator/Running Backs  
 Vincent Brown \_\_\_\_\_ Linebackers  
 Scott Burton \_\_\_\_\_ Tight Ends/H-Backs  
 Mark Carney \_\_\_\_\_ Wide Receivers  
 Bill Polin \_\_\_\_\_ Offensive Line  
 Jeff Hanson \_\_\_\_\_ Assistant Head Coach/Recruiting Coordinator/Defensive Line  
 Dave Legg \_\_\_\_\_ Cornerbacks  
 Byron Thweatt \_\_\_\_\_ Defensive Tackles

## 2007 RESULTS -- 11-3, 7-1 CAA

Home Stadium: UR Stadium (21,319)

Home: 6-0      Away: 4-3      vs. Division: 4-1      vs. Top 25 (CCA): 6-1  
 Total Home Attendance: 37,726      Average Home Attendance: 6,287

Sept. 1	[-/rv]	at Vanderbilt	L 17-41	32,215
Sept. 8	[rv/rv]	at Northeastern	W 49-14	4,167
Sept. 22	[rv/rv]	at Bucknell	W 45-14	2,474
Sept. 29	[25/25]	NEW HAMPSHIRE [CN8] {11/11}	W 45-38	8,995
Oct. 6	[15/14]	at Towson [CSN] {-/rv}	L 21-23	5,746
Oct. 13	[20/20]	STONY BROOK	W 42-0	5,150
Oct. 20	[18/18]	RHODE ISLAND	W 38-6	5,550
Oct. 27	[14/14]	at James Madison [CSN] {6/6}	W 17-16	14,009
Nov. 3	[11/11]	VILLANOVA [CN8] {25/23}	W 35-27	7,126
Nov. 10	[8/9]	at Delaware {6/6}	W 62-56 (OT)	21,187
Nov. 17	[8/7]	WILLIAM AND MARY [CSN]	W 31-20	7,652
Nov. 24	[8/6]	EASTERN KENTUCKY {11/9}	W 31-14	3,253
Dec. 1	[8/6]	at Wofford [ESPNGP] {12/11}	W 21-10	8,500
Dec. 7	[8/6]	at Appalachian State [ESPN2] {6/5}	L 35-55	24,140

CAA Team's Coaches & Sports Network Rankings listed prior to Opponent/Opponent's Coaches & Sports Network Rankings listed after Opponent at time game was played

## BY THE NUMBERS... STARTERS RETURNING

### OFFENSE (8)

Eric Ward, QB  
 John Crone, FB  
 Matt McCracken, OL  
 Jared Decker, OL  
 Michael Silva, OL  
 Kevin Grayson, WR  
 Jordan Mitchell, WR  
 Joe Monteverde, TE

### DEFENSE (8)

Lawrence Sidbury Jr., DL  
 Martin Parker, DL  
 Pierre Turner, DL  
 Eric McBride, LB  
 Collin McConaghy, LB  
 Tyler Sullivan, LB  
 David Horton, DB  
 Seth Williams, DB

### SPECIAL TEAMS (4)

Andrew Howard, PK  
 Brian Radford, P  
 Justin Rogers, KR  
 Derek Hatcher, PR



DEFENSIVE LINEMAN LAWRENCE SIDBURY, JR.



## SPRING ROSTER

No.	Name	Pos.	Cl.	Ht\Wt.	Hometown/HS (Last School)
1	Kevin Grayson	So.-R	WR	6-3\190	Richmond, Va. / L.C. Bird
2	Lawrence Sidbury, Jr.	Jr.-R	DL	6-4\260	Cheltenham, Md. / Oxon Hill
3	John Crone	Sr.-R	RB	5-11\250	Arlington, Va. / Yorktown
4	Jonathan Mayfield	So.-R	WR	6-3\170	Mocksville, N.C. / David County
6	Collin McConaghy	Jr.-R	LB	6-0\225	Madison Heights, Va./Amherst
7	Scot Riddell	Jr.-R	WR	6-3\210	Gaithersburg, Md. / Quince Orchard
8	Sherman Logan	Sr.-R	DL	6-3\250	Virginia Beach, Va. / Kempsville
9	Jordan Mitchell	Jr.-R	WR	6-0\185	Harrisburg, Pa. / Central Dauphin
10	Andrew Howard	Jr.	K	6-0\170	Glen Allen, Va. / Hermitage
11	Eric Ward	Jr.-R	QB	6-3\195	Atlanta, Ga. / SW Dekalb
12	Will Healy	Sr.-R	QB	5-11\185	Chattanooga, Tenn. / Air Force Prep
13	Dusty Dean	Jr.-R	LB	6-0\215	Harrisonburg, Va./Harrisonburg
15	Jordan Shoop	Jr.-R	QB	6-2\195	Saxonburg, Pa. / Knoch
16	Michael Parker	Fr.-R	DB	6-2\205	Oviedo, Fla. / Oviedo
17	Tre Gray	Fr.-R	WR	5-11\155	Cuero, Texas / Cuero
18	Michael Ireland	Jr.-R	DB	6-1\200	Falls Church, Va. / Bishop O'Connell
20	Justin Forte	Jr.-R	RB	5-9\180	Marietta, Ga. / Walton
23	Tremayne Graham	Fr.-R	DB	5-10\180	Tucker, Ga. / Parkview
24	Seth Williams	Jr.-R	DB	5-10\180	Fayetteville, N.C. / Cape Fear
25	William Bischoff	Jr.-R	TE	6-2\250	Richmond, Va. / Douglas Freeman
26	Justin Rogers	So.-R	DB	5-10\165	Baton Rouge, La. / Redemptorist
27	Brooks York	Sr.-R	DB	5-11\190	Chester, Va. / Thomas Dale
28	David Horton	Jr.-R	DB	5-11\195	Macungie, Pa. / Allentown Central Catholic
29	Derek Hatcher	Jr.-R	DB	5-9\185	St. Petersburg, Fla. / Berkeley Prep
31	Eric McBride	So.-R	LB	6-2\210	Richmond, Va. / L.C. Bird
32	Josh Vaughan	Sr.	RB	6-0\235	Richmond, Va. / Hermitage
33	Taylor Harper	Fr.-R	DB	6-2\200	Charlotte, N.C. / Providence
34	Pierre Turner	Jr.-R	DL	6-1\235	Lawrenceville, Ga. / Collins Hill
35	Shawn White	Sr.-R	RB	6-4\250	Mechanicsville, Va. / Atlee
36	Max Prokell	So.-R	DB	6-1\185	Memphis, Tenn. / Memphis Univ. HS
37	Colin Pehanick	Fr.-R	DB	6-1\195	Charlottesville, Va. / St. Anne's-Belfield
38	J'Nnamdi Smaugh	So.-R	LB	6-2\200	Falls Church, Va. / Blue Ridge
39	Patrick Weldon	So.-R	DB	6-2\190	New Albany, Ohio / New Albany
40	Lawrence Enweze	Fr.-R	WR	6-1\170	Germantown, Md. / Our Lady of Good Counsel
41	Connor McMahan	So.-R	RB	6-0\210	Houston, Texas / James E. Taylor
42	Ben Keating	So.-R	LB	6-0\220	Charlotte, N.C. / Charlotte Country Day
45	Tyler Sullivan	So.-R	LB	6-0\215	Flower Mound, Texas / Flower Mound-Marcus
46	Tyler Kirchoff	So.-R	RB	5-10\190	Ridgefield, Conn. / Ridgefield
47	Ben Bryer	Fr.-R	TE	6-2\220	West Chester, Pa. / Malvern Prep
48	Brett Weigand	Jr.	P	6-0\190	Pasadena, Calif. / La Salle (Compton College)
50	Ryan Sweeney	Fr.-R	LB	5-11\195	Garden City, N.Y. / Garden City
53	Tim Silver	Sr.-R	OL	6-6\330	McLean, Va. / George Marshall
54	Jared Decker	Jr.-R	OL	6-5\280	Parkersburg, W.Va. / Parkersburg
55	Martin Parker	So.-R	DL	6-3\260	New Haven, Conn. / Hyde Leadership School
57	Daniel Alper	Fr.-R	DL	6-1\220	Longwood, Fla. / Lake Mary
59	Chris Shields	Fr.-R	DL	6-2\260	Virginia Beach, Va. / Ocean Lakes
65	Drew Lachenmayer	So.-R	OL	6-3\290	Plainsboro, N.J. / West Windsor-Plainsboro South
66	Michael Silva	Jr.-R	OL	6-5\290	Altamonte Springs, Fla. / Bishop Moore
67	Ryan Goss	Fr.-R	OL	6-5\260	Dunn Loring, Va. / George Marshall
68	Austin Recker	Fr.-R	OL	6-4\290	Whitehall, Pa. / Whitehall
70	Kevin Westervelt	Fr.-R	OL	6-6\270	Ellicott City, Md. / Mount Hebron
71	Jonathan Ashe	So.-R	DL	6-1\280	Hampton, Va. / Kecoughtan
72	Jason Sakoian	Fr.-R	OL	6-4\280	Upper St. Clair, Pa. / Upper St. Clair
74	Chris Kondorossy	Jr.-R	OL	6-4\300	Belle Meade, N.J. / Montgomery
75	Evan Lehner	Sr.-R	OL	6-3\310	Vienna, Va. / Oakton
77	Corey Jackson	Fr.-R	DL	6-3\270	Clover, Va. / Halifax
78	Brian Agnis	So.-R	OL	6-4\320	San Diego, Calif. / Mission Bay
79	Matthew McCracken	Jr.-R	OL	6-4\300	Pittsburgh, Pa. / Mt. Lebanon
81	Donte Boston	Fr.-R	WR	6-1\185	Richmond, Va. / Varina
82	Joe Stewart	Sr.-R	TE	6-4\245	Lewistown, Pa. / Lewistown Area
83	Jeff Zawicki	So.-R	WR	6-2\185	Clayton, N.C. / Clayton
87	Joe Monteverde	Sr.-R	TE	6-6\255	Presto, Pa. / Charters Valley
90	Brian Radford	Jr.-R	K/P	6-2\210	Wilson, N.C. / Hunt
92	Casey Cooley	So.-R	DL	6-3\225	McKinney, Texas / McKinney
93	Nicholas Battle	Jr.-R	DL	6-4\230	San Diego, Calif. / Mission Bay
97	Adam Abramowitz	So.-R	DL	6-4\230	Marietta, Ga. / Lassiter
98	Parker Miles	Jr.-R	DL	6-3\280	Clearwater, Fla. / Countryside
99	Zachary Foster	Fr.-R	P	6-4\215	Herndon, Va. / Herndon

## 2008 NOTES

-- The Spiders return 16 starters in 2008, looking to rekindle the magic of its 2007 run to the NCAA National Semifinals. Richmond won a school-record 11 games, captured the inaugural CAA Football title and reached the NCAA Semifinals for the first time in school history. The Spiders final national rank of No. 4 was the highest in team history.

-- Head Coach Mike London took the reigns of his alma mater on January 19, 2008, following Dave Clawson's departure to become the offensive coordinator at Tennessee. London served as the defensive coordinator at Virginia for six years and has also coached previously at Richmond, William & Mary, Boston College and in the NFL with the Houston Texans. This will be London's first head coaching position and marks the first time at Richmond since the Ed Merrick era (1951-65) that an alumnus has led the football program.

-- In addition to the 16 starters returning, the Spiders will also welcome back a pair of redshirt seniors -- OL Tim Silver and DE Sherman Logan -- who each are All-Conference performers and missed a majority of last season due to injury.

-- Although sharing the CAA Football title with Massachusetts, it marks the Spiders' fourth conference championship since 1998 -- ties the most among any team in the league.

-- The Spiders broke 13 team records during the season, which included most points, most rushing yards and most total offense. Five players combined to break or tie a total of 17 individual single-season records, led by Tim Hightower's six.

-- Senior Tim Hightower was a consensus All-America selection at running back and played in the Texas vs. The Nation All-Star Game, while freshman Justin Rogers and sophomore Matt McCracken also earned All-America recognition.

-- Richmond had more wins against Top-25 ranked teams (six) than any other FCS team last season.

-- Going 6-0 at home last season, the Spiders currently own the nation's fifth-longest home winning streak. The undefeated record at home was the first for Richmond since 1995 (5-0).

-- Of the 16 starters returning in 2008, 14 were freshmen or sophomores last season, including All-American kick returner Justin Rogers (freshman) and All-American left guard Matt McCracken (sophomore). The Spiders lost just four starters to graduation -- RB Tim Hightower, OL Derek Stoudt, NG Bryan DeMoss, FS Andrew Harris and SS Stephen Howell.



HEAD COACH MIKE LONDON



## ALL-STAR CANDIDATES



**KEVIN GRAYSON**  
 Soph. - Wide Receiver  
 6-3 - 190 - Richmond, Va.


-- Although missing two games with an injury, Grayson still finished the season with a school record 68 catches for a freshman record 970 yards. His 80.83 yards per game was third in the league and 26th in the NCAA.

-- Grayson became the Spiders second-straight Rookie of the Year in the conference after QB Eric Ward earned the honor in 2006.

-- All seven of his touchdown catches came in the final seven games of the season, including six in the final five games. He reeled in two, along with 111 yards in the five-overtime win at Delaware and posted a career-high 122 yards and two more TD's at Appalachian State in the NCAA Semifinal game.

### GRAYSON'S CAREER STATS

YEAR	GP	No.	Yds	TD	Long	Avg/G	Avg/C
2007	12	68	970	7	35	80.83	14.26
Career	12	68	970	7	35	80.83	14.26



**ERIC MCBRIDE**  
 Soph. - Linebacker  
 6-2 - 210 - Richmond, Va.

-- The freshman started all 14 games at linebacker and finished as the team leader with 126 tackles, including double-digit stops on six occasions. He averaged nine per game, which ranked seventh in CAA Football

-- McBride became the second Spider since 2005 to garner the league's Defensive Rookie of the Year honor (Sherman Logan).

-- He made a career-high 16 tackles, along with two tackles for loss and a sack in the win over Rhode Island, leading to his first career mention as the CAA Football Defensive Player of the Week.

### MCBRIDE'S CAREER STATS

YEAR	GP	S-A-Tackles	SK/TFL	Int	PBU	FF/FR
2007	14	60-66-126	2.5/6.0	0	0	2/1
Career	14	60-66-126	2.5/6.0	0	0	2/1



**SHERMAN LOGAN**  
 Senior - Defensive Line  
 6-3 - 250 - Virginia Beach, Va.

-- Sherman Logan was Preseason All-CAA Football pick last season on the defensive line, but missed all but four games last season with an injury. The senior was granted a medical redshirt and returns for the 2008 season.

-- A Third Team All-Conference pick in 2006 and the 2005 A-10 Defensive Player of the Year, Logan has amassed 118 tackles and 14.5 sacks in his career.

-- Logan was a true freshman for the Spiders in 2003 and was redshirted. He missed the entire 2004 season after suffering an injury during preseason workouts and played four games in 2007 before another injury sidelined him for the remainder of the season.

### LOGAN'S CAREER STATS

YEAR	GP	S-A-Tackles	SK/TFL	Int	PBU	FF/FR
2005	12	24-26-50	11.0/13.5	0	0	0/1
2006	11	22-30-52	3.0/10.0	0	0	1/1
2007	4	7-9-16	0.0/2.0	0	0	0/0
Career	30	53-65-118	14.0/25.5	0	0	1/2



**JUSTIN ROGERS**  
 Soph. - Kick Returner  
 5-10 - 165 - Baton Rouge, La.

-- Named the CAA Football Special Teams Player of the Year, Justin Rogers was one of the nation's most electrifying kick returners last season. He amassed 1,002 yards in kick returns and brought two back for touchdowns.

-- Rogers finished the season ranked third in the NCAA in kickoff returns, averaging nearly 31 yards per return. He had a 93-yard return for touchdown at Vanderbilt and brought another back 85 yards versus New Hampshire.

-- Rogers was an All-America selection by both the College Sporting News and the Sports Network, becoming Sport Network's first freshman to earn an All-America honor since 2005.

### ROGERS' CAREER STATS

YEAR	GP	No.	Yds	TD	Long	Avg.
2007	12	33	1002	2	93	30.36
Career	12	33	1002	2	93	30.36



## TEAM STATISTICS

	Richmond	Opponent
<b>SCORING</b>	489	334
Points Per Game	34.9	23.9
<b>FIRST DOWNS</b>	285	271
Rushing	156	117
Passing	121	141
Penalty	8	13
<b>RUSHING YARDAGE</b>	3284	2135
Yards gained rushing	3532	2549
Yards lost rushing	248	414
Rushing Attempts	589	571
Average Per Rush	5.6	3.7
Average Per Game	234.6	152.5
TDs Rushing	39	23
<b>PASSING YARDAGE</b>	2391	2992
Att-Comp-Int	365-218-12	412-244-10
Average Per Pass	6.6	7.3
Average Per Catch	11.0	12.3
Average Per Game	170.8	213.7
TDs Passing	18	19
<b>TOTAL OFFENSE</b>	5675	5127
Total Plays	954	983
Average Per Play	5.9	5.2
Average Per Game	405.4	366.2
KICK RETURNS: #-YARDS	56-1299	74-1591
PUNT RETURNS: #-YARDS	30-354	22-125
INT RETURNS: #-YARDS	10-134	12-191
KICK RETURN AVERAGE	23.2	21.5
PUNT RETURN AVERAGE	11.8	5.7
INT RETURN AVERAGE	13.4	15.9
FUMBLES-LOST	9-5	25-15
<b>PENALTIES-YARDS</b>	66-543	60-428
Average Per Game	38.8	30.6
<b>PUNTS-YARDS</b>	47-1820	63-2310
Average Per Punt	38.7	36.7
Net punt average	35.2	30.1
TIME OF POSSESSION/GAME	31:49	28:11
<b>3RD-DOWN CONVERSIONS</b>	82/186	92/214
3rd-Down Pct	44%	43%
<b>4TH-DOWN CONVERSIONS</b>	15/29	11/29
4th-Down Pct	52%	38%
<b>SACKS BY-YARDS</b>	36-226	17-101
MISC YARDS	48	0
<b>TOUCHDOWNS SCORED</b>	63	42
<b>FIELD GOALS-ATTEMPTS</b>	15-22	14-21
ON-SIDE KICKS	0-0	0-2
RED-ZONE SCORES	51-63 81%	41-53 77%
RED-ZONE TOUCHDOWNS	38-63 60%	32-53 60%
PAT-ATTEMPTS	58-58 100%	38-40 95%
<b>ATTENDANCE</b>	37726	112438
Games/Avg Per Game	6/6288	8/14055
Neutral Site Games		0/0

## INDIVIDUAL PASSING

Name	GP	Effic	Att-Comp-Int	Pct	Yds	TD	Long	Avg/G
Eric Ward	14	126.56	216-353-11	61.2	2341	17	35	167.2
Will Healy	6	83.33	2-9-1	22.2	50	1	31	8.3
TEAM	13	0.00	0-3-0	0.0	0	0	0	0.0
<b>Total.....</b>	<b>14</b>	<b>124.45</b>	<b>218-365-12</b>	<b>59.7</b>	<b>2391</b>	<b>18</b>	<b>35</b>	<b>170.8</b>
<b>Opponents.....</b>	<b>14</b>	<b>130.59</b>	<b>244-412-10</b>	<b>59.2</b>	<b>2992</b>	<b>19</b>	<b>84</b>	<b>213.7</b>

## INDIVIDUAL RUSHING

Name	GP	Att	Gain	Loss	Net	Avg	TD	Long	Avg/G
Tim Hightower	14	327	1991	67	1924	5.9	20	90	137.4
Josh Vaughan	14	109	733	10	723	6.6	9	40	51.6
Eric Ward	14	108	597	121	476	4.4	8	47	34.0
Justin Forte	13	19	158	0	158	8.3	2	54	12.2
Will Healy	6	8	33	11	22	2.8	0	9	3.7
Justin Rogers	12	2	20	0	20	10.0	0	20	1.7
Arman Shields	3	1	0	2	-2	-2.0	0	0	-0.7
TEAM	13	15	0	37	-37	-2.5	0	0	-2.8
<b>Total.....</b>	<b>14</b>	<b>589</b>	<b>3532</b>	<b>248</b>	<b>3284</b>	<b>5.6</b>	<b>39</b>	<b>90</b>	<b>234.6</b>
<b>Opponents.....</b>	<b>14</b>	<b>571</b>	<b>2549</b>	<b>414</b>	<b>2135</b>	<b>3.7</b>	<b>23</b>	<b>44</b>	<b>152.5</b>

## INDIVIDUAL RECEIVING

Name	GP	No	Yds	Avg	TD	Long	Avg/G
Kevin Grayson	12	68	970	14.3	7	35	80.8
Tim Hightower	14	32	228	7.1	3	28	16.3
Scott Riddell	14	24	247	10.3	2	21	17.6
Jordan Mitchell	14	22	267	12.1	1	30	19.1
Joe Stewart	14	16	167	10.4	5	31	11.9
Arman Shields	3	14	125	8.9	0	18	41.7
John Crone	14	12	88	7.3	0	21	6.3
Joe Monteverde	14	11	137	12.5	0	28	9.8
Josh Vaughan	14	8	73	9.1	0	19	5.2
Justin Rogers	12	5	30	6.0	0	14	2.5
William Bischoff	14	3	43	14.3	0	27	3.1
Max Prokell	5	2	11	5.5	0	6	2.2
Eric Ward	14	1	5	5.0	0	5	0.4
<b>Total.....</b>	<b>14</b>	<b>218</b>	<b>2391</b>	<b>11.0</b>	<b>18</b>	<b>35</b>	<b>170.8</b>
<b>Opponents.....</b>	<b>14</b>	<b>244</b>	<b>2992</b>	<b>12.3</b>	<b>19</b>	<b>84</b>	<b>213.7</b>

## INDIVIDUAL DEFENSIVE LEADERS

Name	GP	Tackles-----			TFL/Yds	-Sacks- No-Yds	-----Pass Def-----		---Fumbles---		Blkd Kick	Saf
		Solo	Ast	Total			Int-Yds	BrUp	FR-Yds	FF		
31 Eric McBride	14-14	60	66	126	6.0-27	2.5-17	.	.	1-0	2	.	.
6 Collin McConaghy	14-14	45	76	121	13.5-89	7.5-59	.	4	1-0	1	.	.
24 Seth Williams	14-14	65	32	97	4.0-14	1.0-8	2-44	5	.	1	.	.
43 Andrew Harris	13-13	50	43	93	1.5-4		2-0	8	1-19	1	3	.
5 Stephen Howell	13-13	45	43	88	0.5-3	0.5-3	2-11	8	2-0	2	.	.
45 Tyler Sullivan	14-11	33	39	72	5.0-23	3.5-17	.	3	.	.	.	.
55 Martin Parker	14-14	29	32	61	9.0-25	3.0-11	.	.	3-0	3	.	.
18 Michael Ireland	14-2	30	24	54	1.0-5		1-21	5	.	.	.	.
2 Lawrence Sidbury, Jr	13-13	20	28	48	8.0-40	4.5-31	.	1	1-0	1	.	.
98 Parker Miles	13-1	16	25	41	7.0-30	3.5-21	.	4	.	.	.	.
<b>Total.....</b>	<b>14-0</b>	<b>561</b>	<b>543</b>	<b>1104</b>	<b>84-380</b>	<b>36-226</b>	<b>10-134</b>	<b>49</b>	<b>15-19</b>	<b>17</b>	<b>6</b>	<b>.</b>
<b>Opponents.....</b>	<b>14-0</b>	<b>530</b>	<b>534</b>	<b>1064</b>	<b>66.0-214</b>	<b>17-101</b>	<b>12-191</b>	<b>40</b>	<b>5-0</b>	<b>6</b>	<b>2</b>	<b>.</b>

## 2007 GAME-BY-GAME

Date	Time	Opponent	Att.	UR		OPP		Run	Pass	Offense			Run	Pass	Defense		TO
				CCA	SN	CCA	SN			Total	Passes	TO			Total	Passes	
S1	L 17-41	at Vanderbilt	32,215		rv			149	161	310	18-30-3	3	162	284	446	19-26-0	1
S8	W 49-14	at Northeastern	4,167	rv	rv			443	199	642	12-19-1	2	91	123	214	14-29-1	1
S22	W 45-14	at Bucknell	2,474	rv	rv			405	207	612	13-21-1	1	199	91	290	5-12-1	3
S29	W 48-35	New Hampshire	8,995	25	25	11	11	193	217	410	25-35-1	2	51	319	370	30-46-0	0
O6	L 21-23	at Towson	5,746	15	14		rv	166	188	354	23-35-1	1	43	287	330	29-33-0	1
O13	W 42-0	Stony Brook	5,150	20	20			169	156	325	14-28-0	0	139	200	339	26-48-0	0
O20	W 38-6	Rhode Island	5,550	18	18			254	131	385	11-20-0	0	166	85	251	10-20-1	1
O27	W 17-16	at James Madison	14,009	14	14	6	6	171	74	245	11-22-1	2	127	129	256	8-22-1	3
N3	W 35-27	Villanova	7,126	11	11	25	23	242	178	420	17-24-0	0	176	229	405	14-26-1	1
N10	W 62-56 (ot)	at Delaware	21,187	8	9	6	6	260	199	459	16-29-0	0	210	375	585	26-39-1	1
N17	W 31-20	William & Mary	7,652	8	7			232	153	385	11-21-2	2	87	342	429	23-45-1	4
N24	W 31-14	Eastern Kentucky	3,253	8	6	11	9	278	139	417	13-18-0	0	54	234	288	17-35-2	4
D1	W 21-10	at Wofford	8,500	8	6	12	11	128	181	309	20-31-1	2	195	112	307	9-15-1	3
D7	L 35-55	at Appalachian State	24,140	8	6	6	5	194	208	402	14-32-1	2	435	182	617	14-16-0	2



## QUICK FACTS

Location \_\_\_\_\_ Towson, Md.  
 Enrollment \_\_\_\_\_ 18,011  
 Nickname \_\_\_\_\_ Tigers  
 Colors \_\_\_\_\_ Black, White & Gold  
 Website \_\_\_\_\_ www.towsonigers.com  
 Stadium \_\_\_\_\_ Minnegan Field at Johnny Unitas Stadium  
 Stadium Capacity \_\_\_\_\_ 11,198  
 Stadium Surface \_\_\_\_\_ Artificial Grass  
 President \_\_\_\_\_ Dr. Robert Caret  
 Athletics Director \_\_\_\_\_ Mike Hermann  
 Head Coach \_\_\_\_\_ Gordy Combs  
 Head Coach Alma Mater, Year \_\_\_\_\_ Towson, 1972  
 Football Contact \_\_\_\_\_ Dan O'Connell, Assoc. Dir./Media Relations  
 Football Contact Office Phone \_\_\_\_\_ 410-704-3102  
 Lettermen Returning/Lost \_\_\_\_\_ 43/20  
 Offensive Starters Returning/Lost \_\_\_\_\_ 7/4  
 Defensive Starters Returning/Lost \_\_\_\_\_ 4/7  
 2008 Fall Camp Reporting Date \_\_\_\_\_ August 4

## 2008 SCHEDULE

Date	Opponent	Location	Series Record
Aug. 30	at Navy	Annapolis, Md.	First Meeting
Sept. 6	MORGAN STATE	Towson, Md.	15-5
Sept. 13	*at Richmond	Richmond, Va.	2-2
Sept. 20	at Coastal Carolina	Conway, S.C.	First Meeting
Sept. 27	COLUMBIA	Towson, Md.	0-2
Oct. 4	*NORTHEASTERN	Towson, Md.	3-5
Oct. 11	*RHODE ISLAND	Towson, Md.	3-5
Oct. 25	*at New Hampshire	Durham, N.H.	0-4
Nov. 1	*WILLIAM AND MARY	Towson, Md.	0-5
Nov. 8	*at Delaware	Newark, Del.	4-5
Nov. 15	*at Villanova	Villanova, Pa.	2-2
Nov. 22	*JAMES MADISON	Towson, Md.	5-14-1

\* - CAA Football Game  
 Home Games in CAPS - Schedule subject to change

### HEAD COACH:

Gordy Combs



Overall Record (Years):  
 89-81 (16 years)

Record at School (Years):  
 89-81 (16 years)



### COACHING STAFF:

Rich Bader \_\_\_\_\_ Associate Head Coach  
 Phil Albert \_\_\_\_\_ Offensive Coordinator  
 Jeff McDonald \_\_\_\_\_ Defensive Coordinator/Secondary  
 John Donatelli \_\_\_\_\_ Offensive Line  
 Jay Robinson \_\_\_\_\_ Tight Ends  
 Mike McGlinchey \_\_\_\_\_ Special Teams Coordinator/Running Backs  
 Guilian Gary \_\_\_\_\_ Passing Game Coordinator/Wide Receivers  
 Chris Leavenworth \_\_\_\_\_ Outside Linebackers  
 Ron Meehan \_\_\_\_\_ Quarterbacks

## 2007 RESULTS -- 3-8, 1-7 CAA

Home Stadium: Minnegan Field at Johnny Unitas Stadium (11,198)

Home: 2-3      Away: 1-5      vs. Division: 1-4      vs. Top 25 (CCA): 1-4  
 Total Home Attendance: 35,693      Average Home Attendance: 7,138

Aug. 30	[-/rv]	C. CONNECTICUT STATE {-/rv}	W 20-10	7,276
Sept. 8	[rv/rv]	at Morgan State	W 28-21	8,732
Sept. 15	[rv/23]	at Massachusetts [CN8] {2/3}	L 13-36	8,218
Sept. 22	[rv/rv]	DELAWARE [CSN] {11/11}	L 7-27	10,856
Sept. 29	[-/rv]	at William and Mary {rv/-}	L 22-27	10,094
Oct. 6	[-/rv]	RICHMOND [CSN] {15/14}	W 23-21	5,746
Oct. 13	[rv/rv]	HOFSTRA [CSN] {10/10}	L 3-20	7,856
Oct. 20		at Colgate [TWT]	L 17-27	5,227
Nov. 3		at Maine [WABI]	L 13-16	2,562
Nov. 10		VILLANOVA [CSN] {rv/rv}	L 12-14	3,959
Nov. 17		at James Madison {13/14}	L 13-23	13,661

CAA Team's Coaches & Sports Network Rankings listed prior to Opponent/Opponent's Coaches & Sports  
 Network Rankings listed after Opponent at time game was played

## BY THE NUMBERS... STARTERS RETURNING

### OFFENSE (7)


Marcus Lee, FL  
 Dan Bridges, RT  
 Steve Jordan, OC  
 Jeremy Williams, LG  
 Leon Stevenson, LT  
 John Godlasky, TE  
 Sean Schaefer, QB

### DEFENSE (4)

Richard Lee, DT  
 Jordan Manning, LB  
 Jeremy Gardner, CB  
 Drew Mack, SS

### SPECIAL TEAMS (4)

Marc Bencivengo, PK  
 Bill Shears, P  
 Jimmy McClam, KR  
 Marcus Lee, PR



QUARTERBACK SEAN SCHAEFER



## SPRING ROSTER

No.	Name	Pos.	Cl.	Ht\Wt.	HS (Last School)/Hometown
35	Mark Bencivengo *	PK/P	Sr.	6-0\180	Steinert H.S./Hamilton, N.J.
97	Brian Benjamin *	DL	So.	5-10\265	Gwynn Park H.S./Landover Hills, Md.
48	Steven Bisaga	TE	So.	6-4\220	Centreville H.S./Centreville, Va.
28	Donte Blakey *	LB	So.	6-0\220	Milton Hershey H.S./Lebanon, Pa.
85	Tommy Breaux *	WR	Sr.	6-9\200	Randallstown H.S./Randallstown, Md.
76	Dan Bridges *	OT	Jr.	6-6\300	Francis Scott Key/Union Bridge, Md.
29	Devon Brown	DB	Fr.	6-0\183	North Harford H.S./Jarrettsville, Md.
59	Scott Bullock *	DT	Sr.	6-4\275	St. Augustine Prep/Egg Harbor, N.J.
47	Alex Butt *	LB	Jr.	6-2\215	Hereford H.S./Parkton, Md.
32	Matt Castor *	RB	Jr.	5-10\205	Linganore H.S./Mt. Airy, Md.
19	Chris Castro	QB	So.	6-3\220	Tuscarora H.S./Frederick, Md.
14	Casey Cegles *	WR	Jr.	5-10\185	Eastern H.S./Ocean City, N.J.
71	Steve Coda *	OG	Jr.	6-4\295	Cranford H.S./Cranford, N.J.
2	Danny Collins	DB	Fr-R	6-2\195	Council Rock H.S./Newtown, Pa.
56	Trey Dale *	LB	So.	6-0\220	Snow Hill H.S./Snow Hill, Md.
12	Andrew Daley	QB	Fr-R	6-3\225	Eastern H.S./Gibbsboro, N.J.
57	Miguel Dean	LB	So.	5-10\215	Silver Spring, Md.
77	John Esposito	OT	Fr-R	6-6\310	Hanover Park HS/Florham Park, N.J.
87	Anthony Fair *	TE	Sr.	6-6\240	Mt. St. Joseph H.S./Columbia, Md.
49	Chris Franklin	LB	Fr-R	6-1\215	Northern H.S./Dunkirk, Md.
25	Jeremy Gardner *	DB	So.	5-10\182	Coutland H.S./Spotsylvania, Va.
42	John Godlasky *	TE	Jr.	6-3\245	Hershey H.S./Hummelstown, Pa.
79	Ryan Hanley	OG	So.	6-3\315	West Orange H.S./West Orange, N.J.
20	Brent Hawkins	DB	Fr-R	6-1\195	Urbana H.S./Ijamsville, Md.
83	Steve Holmes *	WR	So.	5-10\190	Old Mill H.S./Severn, Md.
90	Ben Hunolt	DE	Fr-R	6-5\250	Ironwood Ridge/Alexandria, Va.
66	Dan Hurley	OC	Fr-R	6-3\285	Bishop Ahr H.S./Colonia, N.J.
64	Yaky Ibia *	DT	So.	6-2\285	South Lakes H.S./Reston, Va.
18	Jeremy Jayne	QB	So.	6-1\195	Abington Heights/Clarks Summit, Pa.
30	Jerry Jones	TE	So.	6-1\240	Gilman School/Baltimore, Md.
73	Steve Jordan *	OC	So.	6-3\290	Central York H.S./York, Pa.
41	Alex Joseph	CB	Fr.	5-11\185	Commack H.S./Commack, N.Y.
24	Damien Kinchen	RB	So.	5-11\185	Annapolis H.S./Annapolis, Md.
9	Andrew Lee *	DB	So.	6-0\200	Liberty H.S./Bethlehem, Pa.
16	Marcus Lee *	WR	Sr.	6-2\195	St. John's H.S./Silver Spring, Md.
95	Richard Lee *	DE	Jr.	6-4\257	Old Mill H.S./Severn, Md.
75	Antonio Logan-El *	OG	So.	6-5\315	Forestville H.S./Landover, Md.
10	Jake Long	DB	So.	6-1\205	Pine-Richard H.S./Mars, Pa.
15	Drew Mack *	DB	Sr.	6-1\205	Buena Regional H.S./Landisville, N.J.
36	Jordan Manning *	LB	Sr.	6-0\228	St. Joseph H.S./Mays Landing, N.J.
39	Joshua McCants	LB	Fr-R	6-1\210	Gaithersburg H.S./Rockville, Md.
27	Jimmy McClam *	DB	Sr.	5-7\170	C.H. Flowers H.S./Seat Pleasant, Md.
94	Armen Melikion	DE	Fr-R	6-4\245	Charles Jordan H.S./Durham, N.C.
6	Hakeem Moore	WR	Fr-R	6-0\165	Courtland H.S./Fredericksburg, Va.
23	Bubby Muhammad *	TB	Sr.	5-8\170	Fort Meade H.S./Hanover, Md.
80	David Newsom	WR	So.	5-9\185	Elizabeth H.S./Elizabeth, N.J.
8	Nick Oates	WR	Fr-R	6-0\180	Springbrook H.S./Silver Spring, Md.
4	Chris Patterson	LB	Fr-R	6-0\190	Northwest H.S./Germantown, Md.
72	Adam Pritts *	OT	Jr.	6-6\305	Butler H.S./Valencia, Pa.
21	Kenny Rackers	DB	So.	5-10\190	Helias H.S./Fairfax, Va.
31	Matt Ray	DB	Fr-R	6-3\180	Urbana H.S./Frederick, Md.
65	Chris Ritter *	OG	So.	6-3\275	Fort Hill H.S./Cumberland, Md.
52	Josh Root *	LB	Jr.	6-2\235	Fort Hill H.S./Cumberland, Md.
22	Jas Lee Rouson *	RB	So.	5-11\225	Hun School/Flanders, N.J.
40	Anthony Ruggeri *	LB	So.	6-0\220	Eastern Regional H.S./Berlin, N.J.
13	Sean Schaefer *	QB	Sr.	6-1\205	Northern H.S./Dunkirk, Md.
45	Durrell Scott *	DE	Sr.	6-2\235	Gwynn Park H.S./Accokeek, Md.
11	Bill Shears *	P	Jr.	6-4\230	Mathews County H.S./Susan, Va.
7	Jeff Snow *	DB	Sr.	5-11\182	Brother Rice H.S./Southfield, Mich.
67	Leon Stevenson *	OT	So.	6-4\292	Howard Tech/Newark, Del.
26	Ollie Thomas *	DB	So.	5-8\186	Potomac H.S./Oxon Hill, Md.
89	Tamba Tongu *	WR	Jr.	6-0\175	Milton Hershey H.S./Rockville, Md.
55	Marcus Valentine	DT	Fr-R	6-3\250	Winslow Twp. H.S./Sicklerville, N.J.
88	Derek Waddy	WR	So.	6-0\182	St. John's H.S./Fort Washington, Md.
70	Austin Weibley *	OG	Sr.	6-2\290	Boiling Springs HS/Mt. Holly Springs, Pa.
44	Tyler Wharton	RB	Fr.	6-1\225	Allegheny H.S./LoVale, Md.
3	Raymond White *	DB	So.	6-0\210	Snow Hill H.S./Pocomoke, Md.
86	Wes White *	TE	Jr.	6-4\275	Urbana H.S./Adamstown, Md.
63	Jeremy Williams *	OG	Sr.	6-2\270	Woodrow Wilson H.S./Washington, D.C.

## 2008 NOTES

-- When the Tigers open their season at Navy on August 30, it will mark the first time that Towson has ever faced an NCAA BCS program ... In future years, the Tigers are scheduled to play Northwestern, Indiana and Maryland ... Towson is the 8th different CAA school that Navy has faced over the years ... In the past the Mids have faced Delaware (7-7), James Madison (1-2), Massachusetts (1-0), Northeastern (1-0), Richmond (2-0), Villanova (9-2) and William & Mary (35-6-1).

-- Senior quarterback Sean Schaefer enters his senior season as the passing yardage leader among active NCAA FCS quarterbacks ... In his college career, Schaefer has passed for 8,358 yards while completing 741 of 1162 passes ... He has thrown 51 touchdown passes and 45 interceptions ... In his career, he has started 32 of a possible 33 games and has a 16-16 record.

-- In five home games last season, the Tigers set an attendance record at Johnny Unitas® Stadium ... By drawing 3,959 fans to their home finale against Villanova, the Tigers drew a record 35,693 fans, breaking the mark of 31,847 set in 2005 ... Towson averaged 7,139 fans in 5 games this year, breaking the mark of 5,308 set in the 2005 season ... In addition, the Tigers drew 3 of the largest crowds in the history of Johnny Unitas® Stadium ... In September, the Tigers drew the largest crowd in stadium history when 10,856 fans attended the Towson-Delaware game.

-- The Tigers played more than their fair share of close games in the 2007 season ... In fact, eight of the 11 games were decided by ten points or less ... The Tigers' three wins came by a total of 19 points while five of their losses were decided by a total of 30 points ... The Tigers' 23-21 win over Richmond was decided on the final play while Towson's losses to Maine and Villanova were determined by two-point conversions in the final minutes.



HEAD COACH GORDY COMBS



# ALL-STAR CANDIDATES



**MARCUS LEE**  
**Senior - Wide Receiver**  
**6-2 - 195 - Silver Spring, Md.**

Tigers' top receiver with 66 catches for 680 yards and two TD's as a junior ... named second team All-CAA ... third-leading receiver in CAA in 2007 ... enters senior season as the fourth-leading receiver in school history with 167 passes in career for 1,928 yards and 7 TD's ... caught 84-yard TD pass against Villanova in 2005, 4th-longest in school history ... 19th-leading pass receiver in NCAA FCS in 2007 ... also averaged 5.9 yards per

punt return in 2007 ... one of the Tiger co-captains.

**LEE'S CAREER STATS**

YEAR	GP	No.	Yds	TD	Long	Avg/G	Avg/C
2005	11	51	702	4	84	63.82	13.76
2006	11	50	546	1	40	49.64	10.92
2007	11	66	680	2	39	61.82	10.30
<b>Career</b>	<b>33</b>	<b>167</b>	<b>1928</b>	<b>7</b>	<b>84</b>	<b>58.42</b>	<b>11.54</b>



**JORDAN MANNING**  
**Senior - Linebacker**  
**6-0 - 228 - Mays Landing, N.J.**

Two-year starter at linebacker ... led Tigers in tackles as a freshman and sophomore ... started in 10 of 11 games in 2007 ... hampered by foot injury for most of junior year ... finished sixth on team with 60 tackles as a junior ... second on team with 9.5 tackles for lost yardage ... enters senior season with 233 career tackles, tied for 17th on Tigers' all-time list ... made 93 tackles in 2006, 9th in conference ... made 11 tackles for lost yardage

in 2006 ... had 13 tackles in Tigers' win at Delaware in 2006 ... one of the Tiger co-captains this season.

**MANNING'S CAREER STATS**

YEAR	GP	S-A-Tackles	SK/TFL	Int	PBU	FF/FR
2005	11	59-21-80	2.5/13.5	0	2	0/0
2006	11	56-37-93	1.0/10.0	1	5	0/1
2007	11	32-28-60	2.0/8.5	0	2	1/0
<b>Career</b>	<b>33</b>	<b>147-86-233</b>	<b>5.5/32.0</b>	<b>1</b>	<b>9</b>	<b>1/1</b>



**DREW MACK**  
**Senior - Defensive Back**  
**6-1 - 205 - Landisville, N.J.**

Named third team All-CAA Football at defensive back in 2007 ... starter in first 10 games ... missed season finale at James Madison due to knee injury ... finished fourth on the team with 74 tackles ... led Tigers with three fumble recoveries ... made 11 tackles at Maine ... had 10 tackles and a fumble recovery at Massachusetts ... made 10 tackles against Villanova ... led Tigers with four interceptions as a sophomore ... made 42 tackles in

2006 ... named as Conference Defensive Player of the Week in 2007 after leading Tigers to win at Richmond ... intercepted two passes at Richmond and returned one for a TD ... one of the Tiger co-captains.

**MACK'S CAREER STATS**

YEAR	GP	S-A-Tackles	SK/TFL	Int	PBU	FF/FR
2005	9	5-2-7	0.0/0.0	0	0	0/0
2006	11	29-13-42	0.0/0.0	4	9	1/1
2007	10	34-40-74	1.0/5.0	1	4	2/3
<b>Career</b>	<b>30</b>	<b>68-55-123</b>	<b>1.0/5.0</b>	<b>5</b>	<b>13</b>	<b>3/4</b>



**SEAN SCHAEFER**  
**Senior - Quarterback**  
**6-1 - 205 - Dunkirk, Md.**

Three-year starter who has passed for 8,358 yards and 51 touchdowns in career with a .638 completion pct. ... enters senior year as NCAA FCS active leader in career pass completions and career passing yards ... named as CAA Offensive Player of the Week and National Player of the Week by CSN after leading Tigers to a last-second 23-21 win over Richmond in October, 2007 ... directed a game-winning 67-yard, four-play drive in final 22 seconds and threw game-winning 14-yard TD pass on game's final play ... averaged 303.3 passing yards per game in 2006 ... tied school record with 5 TD

passes in a game twice ... 2nd-leading passer in Towson history ... Tiger co-captain for second year in a row.

**SCHAEFER'S CAREER STATS**

YEAR	GP	----- Passing -----					--- Rushing ---		
		Att.-Comp.-Int.	Yds.	TD	Lg.	Att.	Yds.	TD	
2005	11	226-365-17	2772	20	84	65	-14	3	
2006	10	260-380-9	3033	19	62	61	-60	2	
2007	11	255-417-19	2553	12	59	58	-157	0	
<b>Career</b>	<b>32</b>	<b>741-1162-45</b>	<b>8358</b>	<b>51</b>	<b>84</b>	<b>184</b>	<b>-231</b>	<b>5</b>	



## TEAM STATISTICS

	Towson	Opponent
<b>SCORING</b>	171	242
Points Per Game	15.5	22.0
<b>FIRST DOWNS</b>	203	209
Rushing	66	109
Passing	117	92
Penalty	20	8
<b>RUSHING YARDAGE</b>	754	1956
Yards gained rushing	1178	2254
Yards lost rushing	424	298
Rushing Attempts	321	482
Average Per Rush	2.3	4.1
Average Per Game	68.5	177.8
TDs Rushing	8	18
<b>PASSING YARDAGE</b>	2590	1928
Att-Comp-Int	427-259-19	285-172-8
Average Per Pass	6.1	6.8
Average Per Catch	10.0	11.2
Average Per Game	235.5	175.3
TDs Passing	12	7
<b>TOTAL OFFENSE</b>	3344	3884
Total Plays	748	767
Average Per Play	4.5	5.1
Average Per Game	304.0	353.1
KICK RETURNS: #-YARDS	47-844	31-727
PUNT RETURNS: #-YARDS	23-117	13-63
INT RETURNS: #-YARDS	8-163	19-246
KICK RETURN AVERAGE	18.0	23.5
PUNT RETURN AVERAGE	5.1	4.8
INT RETURN AVERAGE	20.4	12.9
FUMBLES-LOST	17-7	16-7
<b>PENALTIES-YARDS</b>	72-559	93-728
Average Per Game	50.8	66.2
<b>PUNTS-YARDS</b>	48-1797	52-1962
Average Per Punt	37.4	37.7
Net punt average	36.1	35.1
TIME OF POSSESSION/GAME	28:18	31:42
<b>3RD-DOWN CONVERSIONS</b>	63/159	66/172
3rd-Down Pct	40%	38%
<b>4TH-DOWN CONVERSIONS</b>	10/23	17/20
4th-Down Pct	43%	85%
<b>SACKS BY-YARDS</b>	21-167	39-262
MISC YARDS	21	7
<b>TOUCHDOWNS SCORED</b>	20	27
FIELD GOALS-ATTEMPTS	12-18	16-25
ON-SIDE KICKS	0-2	0-0
RED-ZONE SCORES	27-37 73%	32-42 76%
RED-ZONE TOUCHDOWNS	17-37 46%	19-42 45%
PAT-ATTEMPTS	15-15 100%	24-25 96%
<b>ATTENDANCE</b>	35693	48494
Games/Avg Per Game	5/7139	6/8082
Neutral Site Games		0/0

## INDIVIDUAL PASSING

Name	GP	Effic	Att-Cmp-Int	Pct	Yds	TD	Long	Avg/G
Sean Schaefer	11	112.96	255-417-19	61.2	2553	12	59	232.1
Andrew Goldbeck	10	101.54	4-7-0	57.1	37	0	14	3.7
Marcus Lee	11	0.00	0-1-0	0.0	0	0	0	0.0
TEAM	7	0.00	0-1-0	0.0	0	0	0	0.0
Nick Williams	10	0.00	0-1-0	0.0	0	0	0	0.0
<b>Total.....</b>	<b>11</b>	<b>111.98</b>	<b>259-427-19</b>	<b>60.7</b>	<b>2590</b>	<b>12</b>	<b>59</b>	<b>235.5</b>
<b>Opponents.....</b>	<b>11</b>	<b>119.67</b>	<b>172-285-8</b>	<b>60.4</b>	<b>1928</b>	<b>7</b>	<b>61</b>	<b>175.3</b>

## INDIVIDUAL RUSHING

Name	GP	Att	Gain	Loss	Net	Avg	TD	Long	Avg/G
Nick Williams	10	134	566	34	532	4.0	4	15	53.2
Rasheed McClaude	9	93	377	19	358	3.8	4	39	39.8
Matt Castor	10	22	125	9	116	5.3	0	24	11.6
Paul Perry	11	1	9	0	9	9.0	0	9	0.8
Bill Shears	11	1	0	13	-13	-13.0	0	0	-1.2
Andrew Goldbeck	10	2	0	14	-14	-7.0	0	0	-1.4
TEAM	7	10	0	77	-77	-7.7	0	0	-11.0
Sean Schaefer	11	58	101	258	-157	-2.7	0	11	-14.3
<b>Total.....</b>	<b>11</b>	<b>321</b>	<b>1178</b>	<b>424</b>	<b>754</b>	<b>2.3</b>	<b>8</b>	<b>39</b>	<b>68.5</b>
<b>Opponents.....</b>	<b>11</b>	<b>482</b>	<b>2254</b>	<b>298</b>	<b>1956</b>	<b>4.1</b>	<b>18</b>	<b>66</b>	<b>177.8</b>

## INDIVIDUAL RECEIVING

Name	GP	No	Yds	Avg	TD	Long	Avg/G
Marcus Lee	11	66	680	10.3	2	39	61.8
Demetrius Harrison	11	58	545	9.4	4	34	49.5
Paul Perry	11	38	438	11.5	1	59	39.8
Dayron Arnold	9	23	211	9.2	1	17	23.4
Nick Williams	10	22	97	4.4	0	13	9.7
Casey Cegles	11	21	317	15.1	2	34	28.8
Tommy Breaux	3	11	166	15.1	0	37	55.3
Tamba Tongu	9	6	33	5.5	0	8	3.7
John Godlasky	11	5	42	8.4	2	21	3.8
Rasheed McClaude	9	4	27	6.8	0	10	3.0
Hakeem Moore	1	4	25	6.2	0	10	25.0
Steve Holmes	1	1	9	9.0	0	9	9.0
<b>Total.....</b>	<b>11</b>	<b>259</b>	<b>2590</b>	<b>10.0</b>	<b>12</b>	<b>59</b>	<b>235.5</b>
<b>Opponents.....</b>	<b>11</b>	<b>172</b>	<b>1928</b>	<b>11.2</b>	<b>7</b>	<b>61</b>	<b>175.3</b>

## INDIVIDUAL DEFENSIVE LEADERS

Name	GP	-----Tackles-----			TFL/Yds	-----Pass Def-----			---Fumbles---		Blkd Kick	Saf
		Solo	Ast	Total		No-Yds	Int-Yds	BrUp	FR-Yds	FF		
41 Brian Bradford	11-11	65	84	149	13.5-50	3.5-27	1-0	3		4	1	.
21 Maurice Wilkins	11-10	41	73	114	6.0-34	3.0-29	1-15	2	1-0	1	.	.
4 John Webb	11-10	37	48	85	5.5-26	2.5-20	.	1	.	1	.	.
15 Drew Mack	10-10	34	40	74	5.0-20	1.0-10	1-9	4	3-0	2	.	.
33 Kenny Scott	11-11	29	43	72	1.0-14	.	2-78	3	.	.	.	.
36 Jordan Manning	11-9	32	28	60	8.5-29	2.0-13	.	2	.	1	.	.
26 Ollie Thomas	11-4	15	16	31	2.0-6	0.5-2	.	2	.	.	.	.
22 Eric Clark	7-7	15	16	31	3.0-7	.	.	1	.	.	.	.
25 Jeremy Gardner	8-8	18	12	30	1.0-6	.	1-0	4	.	.	.	.
3 Raymond White	11-1	11	16	27	5.0-18	3.0-16	2-61	2	1-0	.	.	.
<b>Total.....</b>	<b>11-0</b>	<b>400</b>	<b>486</b>	<b>886</b>	<b>64-281</b>	<b>21-167</b>	<b>8-163</b>	<b>30</b>	<b>7-0</b>	<b>13</b>	<b>3</b>	<b>.</b>
<b>Opponents.....</b>	<b>11-0</b>	<b>432</b>	<b>349</b>	<b>781</b>	<b>74.0-374</b>	<b>39-262</b>	<b>19-246</b>	<b>54</b>	<b>7-0</b>	<b>10</b>	<b>3</b>	<b>2</b>

## 2007 GAME-BY-GAME

Date	Time	Opponent	Att.	TOW		OPP		Run	Pass	Offense			Run	Pass	Defense		TO
				CCA	SN	CCA	SN			Total	Passes	TO			Total	Passes	
A30	W 20-10	C. Conn. St.	7,276		rv		rv	113	300	413	30-40-2	3	246	78	324	11-26-0	1
S8	W 28-21	at Morgan State	8,732	rv	rv			101	213	314	20-40-2	2	245	130	375	10-27-1	1
S15	L 13-36	at Massachusetts	8,218	rv	23	2	3	22	262	284	27-44-3	3	81	225	306	17-22-1	3
S22	L 7-27	Delaware	10,856	rv	rv	11	11	-16	173	157	16-26-1	1	142	274	416	22-33-1	1
S29	L 22-27	at William & Mary	10,094		rv	rv		214	208	422	21-40-3	3	105	179	284	10-23-1	1
O6	W 23-21	Richmond	5,746		rv	15	14	43	287	330	29-33-0	1	166	188	354	23-35-1	1
O13	L 3-20	Hofstra	7,856	rv	rv	10	10	70	123	193	13-26-2	3	181	301	482	24-38-2	3
O20	L 17-27	at Colgate	5,227					134	183	317	16-36-3	4	129	264	393	21-32-1	2
N3	L 13-16	at Maine	2,562					46	250	296	25-45-2	4	207	91	298	10-15-0	1
N10	L 12-14	Villanova	3,959		rv	rv		27	242	269	22-37-1	1	194	127	321	17-22-0	1
N17	L 13-23	at James Madison	13,661			13	14	0	349	349	40-60-0	1	260	71	331	7-12-0	0



## QUICK FACTS

Location \_\_\_\_\_ Villanova, Pa.  
 Enrollment \_\_\_\_\_ 6,240  
 Nickname \_\_\_\_\_ Wildcats  
 Colors \_\_\_\_\_ Blue & White  
 Website \_\_\_\_\_ www.villanova.com  
 Stadium \_\_\_\_\_ Villanova Stadium  
 Stadium Capacity \_\_\_\_\_ 12,000  
 Stadium Surface \_\_\_\_\_ Artificial Grass  
 President \_\_\_\_\_ Rev. Peter M. Donohue, OSA  
 Athletics Director \_\_\_\_\_ Vince Nicastro  
 Head Coach \_\_\_\_\_ Andy Talley  
 Head Coach Alma Mater, Year \_\_\_\_\_ S. Connecticut, 1967  
 Football Contact \_\_\_\_\_ Dean Kenefick, Assoc. AD/Communications  
 Football Contact Office Phone \_\_\_\_\_ 610-519-6514  
 Lettermen Returning/Lost \_\_\_\_\_ 33/8  
 Offensive Starters Returning/Lost \_\_\_\_\_ 8/3  
 Defensive Starters Returning/Lost \_\_\_\_\_ 9/2  
 2008 Fall Camp Reporting Date \_\_\_\_\_ Not Available at publish date

## 2008 SCHEDULE

Date	Opponent	Location	Series Record
Aug. 30	at West Virginia	Morgantown, W. Va.	1-4
Sept. 13	LEHIGH	Villanova, Pa.	4-5
Sept. 20	at Penn	Philadelphia, Pa.	7-5
Sept. 27	*RICHMOND	Villanova, Pa.	18-9
Oct. 4	*at William and Mary	Williamsburg, Va.	10-14-1
Oct. 18	*at Rhode Island	Kingston, R.I.	12-2
Oct. 25	*JAMES MADISON	Villanova, Pa.	7-8
Nov. 1	*at Northeastern	Brookline, Mass.	9-5
Nov. 8	*NEW HAMPSHIRE	Villanova, Pa.	9-8
Nov. 15	*TOWSON	Villanova, Pa.	2-2
Nov. 22	*at Delaware	Newark, Del.	20-20-1

\* - CAA Football Game  
 Home Games in CAPS - Schedule subject to change



### HEAD COACH:

Andy Talley



Overall Record (Years):  
 183-116-2 (28 years)

Record at School (Years):  
 155-98-1 (23 years)

### COACHING STAFF:

Mark Ferrante \_\_\_\_\_ Assistant Head Coach/Offensive Line  
 Mark Reardon \_\_\_\_\_ Defensive Coordinator/Secondary  
 Sam Venuto \_\_\_\_\_ Offensive Coordinator/Quarterbacks  
 Brian Flinn \_\_\_\_\_ Recruiting Coordinator/Wide Receivers  
 Billy Crocker \_\_\_\_\_ Defensive Line  
 Darrius Smith \_\_\_\_\_ Running Backs  
 Clint Wiley \_\_\_\_\_ Linebackers/Special Teams Coordinator  
 Michael George \_\_\_\_\_ Offensive Assistant  
 David Riede \_\_\_\_\_ Offensive Assistant  
 Daniel Blume \_\_\_\_\_ Defensive Assistant

## 2007 RESULTS -- 7-4, 5-3 CAA

Home Stadium: Villanova Stadium (12,000)

Home: 5-0      Away: 2-4      vs. Division: 3-2      vs. Top 25 (CCA): 2-3  
 Total Home Attendance: 45,997      Average Home Attendance: 9,199

Sept. 1	[-/rv]	at Maryland [E360]	L 14-31	50,389
Sept. 8	[rv/-]	at Lehigh {rv/-}	W 30-20	9,261
Sept. 15	[rv/rv]	MAINE {-/rv}	W 24-17 (OT)	11,117
Sept. 22	[rv/rv]	PENN [CN8] {rv/-}	W 34-14	8,721
Sept. 29	[rv/rv]	at James Madison [CSN] {9/9}	L 7-35	15,035
Oct. 6	[-/rv]	WILLIAM AND MARY {rv/-}	W 63-24	8,721
Oct. 13	[rv/rv]	at Massachusetts {4/4}	L 24-32 (OT)	16,174
Oct. 27	[rv/rv]	HOFSTRA [CN8] {15/15}	W 35-31	6,621
Nov. 3	[25/23]	at Richmond [CN8] {11/11}	L 27-35	7,126
Nov. 10	[rv/rv]	at Towson [CN8]	W 14-12	3,959
Nov. 17	[rv/rv]	DELAWARE [CN8] {9/9}	W 16-10	10,817

CAA Team's Coaches & Sports Network Rankings listed prior to Opponent/Opponent's Coaches & Sports Network Rankings listed after Opponent at time game was played

## BY THE NUMBERS... STARTERS RETURNING

### OFFENSE (8)

Antwon Young, QB  
 Phil Atkinson, WR  
 Brandyn Harvey, WR  
 Ben Ijalana, OT  
 Izzy Bauta, OT  
 Michael Sheridan, OC  
 Brant Clouser, OG  
 Brian Brannigan, OG

### DEFENSE (9)

David Dalessandro, DE  
 Phil Matusz, NG  
 Greg Miller, DE  
 Terence Thomas, LB  
 Osayi Osunde, LB  
 Darrel Young, LB  
 Jarred Corey, CB  
 Martel Moody, FS  
 Ross Ventrone, WS

### SPECIAL TEAMS (2)

Joe Marcoux, PK  
 Zach Ugarte, P



WIDE RECEIVER PHIL ATKINSON



## SPRING ROSTER

No.	Name	Pos.	Cl.	Ht\Wt.	Hometown/HS (Last School)
2	Darrel Young	LB	Sr.	5-11\235	Amityville, N.Y./Amityville
3	Brandyn Harvey	WR	Jr.	6-3\195	Spring Valley, Calif./Monte Vista
5	Antwon Young	QB	Jr.	6-4\215	Ft. Lauderdale, Fla./ Plantation
6	Justin Murrell	DB	Jr.	5-10\185	Bradenton, Fla./ Manatee
7	Jarred Corey	DB	So.	5-10\180	Davie, Fla./Western
8	Luca Ragone	RB	Jr.	5-11\215	Wyckoff, N.J./ Ramapo
10	Thomas Teel	DB	So.	5-10\205	Dumont, N.J./ Dumont
11	Phil Atkinson	WR	Sr.	5-11\190	Media, Pa./Strath Haven
12	Kyle Hundman	QB	So.	5-10\170	Bloomington, Ill./Bloomington Central Catholic
13	Martel Moody	DB	So.	6-0\180	Tampa, Fla./ Jefferson
14	Ross Ventrone	DB	Jr.	5-9\185	Pittsburgh, Pa./ Chartiers Valley (Pitt)
15	Dominic Scarnecchia	DB	RFR.	5-10\190	Youngstown, Ohio/Cardinal Mooney
17	Chris Whitney	QB	So.	6-3\220	Warminster, Pa./St. Joseph's Prep
21	John Dempsey	DB	So.	6-0\205	Secane, Pa./Cardinal O'Hara
22	Angelo Babbaro	RB	So.	5-10\195	Canfield, Ohio/Canfield
23	Johnnie Davis	DB	Jr.	5-9\160	San Diego, Calif./ Serra
25	Aaron Ball	RB	So.	5-9\195	Los Angeles, Calif./Cabrillo
28	Salim Koroma	KR/DB	Sr.	5-6\150	Germantown, Md./ Northwest
29	Anthony Lucidonio	RB	Sr.	5-7\200	Havertown, Pa./ Cardinal O'Hara
30	John Nelson	PK	So.	5-7\160	Newtown, Conn./ Newtown
31	Joe Marcoux	PK	Sr.	6-4\210	Campbell Hall, N.Y./ Don Bosco Prep
32	Tony Canci	RB	Sr.	6-0\210	Brookhaven, Pa./ Sun Valley
33	Shawn Smith	WR	Jr.	5-9\195	Sinking Spring, Pa./Wilson
34	Louis Adeyemi	RB	So.	5-11\205	Los Angeles, Calif./Santa Monica
35	Matt Little	RB	So.	5-9\180	Richboro, Pa./ Archbishop Wood
37	Matthew Fritz	RB	Jr.	5-10\195	Gilbertsville, Pa./ Boyertown
39	Frederick Maldonado	DB	So.	5-11\175	West Chester, Pa./West Chester East
42	Jacob Wade	LB	Jr.	6-0\220	Silver Spring, Md./ Montgomery Blair
43	Thomas Loth	WR	So.	6-3\180	Woodbridge, Va./ Stonewall Jackson
44	Trey Jayroe	DL	Jr.	6-2\255	Norcross, Ga./ Norcross
45	Brian Janiak	LB	Jr.	6-1\230	Hilton Head Island, S.C./ Hilton Head
46	Tim Pacella	WR	So.	6-1\190	Glen Mills, Pa./ Salesianum
47	Sean Morrissey	LS	Jr.	6-2\205	Rockville, Md./ Our Lady of Good Counsel
48	Will Thompson	LS	Jr.	6-2\230	Glen Arm, Md./ Loyola Blakefield
49	Marquis Kirkland	LB	So.	6-1\225	Syracuse, N.Y./Henninger
52	Greg Miller	DL	Sr.	6-3\250	Willow Grove, Pa./ Abington
54	Terence Thomas	LB	So.	6-0\225	Lawrenceville, N.J./Lawrenceville School
55	Thomas Weaver	OL	So.	6-2\270	Irvington, N.J./Irvington
56	Tim Kukucka	DE	Jr.	6-3\255	Wall, N.J./ Wall
57	Damian Kelley	DE	Jr.	6-5\240	Wyoming, Ohio/ Wyoming
59	Anthony Johnson	LB	So.	5-10\215	Atlanta, Ga./Grady
60	Brian Brannigan	OL	Jr.	6-4\280	Clementon, N.J./ St. Joseph
61	Michael Sheridan	OL	Sr.	6-3\300	Cleveland, Ohio/ St. Ignatius
65	Gene Oakley	OL	So.	6-3\280	Harrington Park, N.J./Old Tappan
67	Brant Clouser	OL	So.	6-3\275	Altoona, Pa./Altoona
70	Jonathan Bugli	OL	Jr.	6-5\270	Newburyport, Mass./ Newburyport
71	Benjamin Ijalana	OL	So.	6-5\290	Hainesport, N.J./Rancocas Valley
72	Imer Bauta	OL	So.	6-3\275	Brooklyn, N.Y./Poly Prep
74	Chris Otten	OL	So.	6-1\250	Ardmore, Pa./21st Centure Cyber Charter School
75	Izzy Bauta	OL	Sr.	6-4\285	Brooklyn, N.Y./ Poly Prep (Duke)
76	Ryan Bennett	OL	RFR.	6-5\280	Somerville, N.J./Immaculata
80	Ramin Mobaserri	WR	Jr.	6-1\190	King of Prussia, Pa./Upper Merion
81	Matthew Szczur	WR	So.	5-11\190	Erma, N.J./Lower Cape May Regional
83	Zach Ugarte	P	Jr.	6-0\205	Ocklawaha, Fla./ Trinity Catholic
85	Eric Predatsch	TE	Jr.	6-3\235	Poughkeepsie, N.Y./ Ketchum
89	Stephen Pimm	TE	Sr.	6-4\240	Tampa, Fla./ Chamberlain
90	Chris Farmer	DL	So.	6-5\255	Philadelphia, Pa./ West Catholic
91	Osayi Osunde	LB	Jr.	6-2\240	Bloomsburg, Pa./ Central Columbia
94	Phil Matusz	DL	Jr.	6-3\285	Greenville, Pa./ Greenville
96	David Dalessandro	DL	Sr.	6-3\275	Pittsburgh, Pa./North Hills
97	Alex Behm	DL	So.	6-1\220	Los Angeles, Calif./ Loyola
99	Michael Holland	LB	Jr.	6-0\230	Margate, N.J./ Holy Spirit
	Ryan Paggi	WR			Wappingers Falls, N.Y./ Our Lady of Lourdes

## 2008 NOTES

-- Villanova will open the 2008 season at Big East Conference member West Virginia on Saturday, August 31. This will be the 13th time that the Wildcats have played an FBS opponent. In the previous 12 games against FBS competition, Villanova has compiled a 2-10 mark, including a 1-4 record against Big East schools. The team's two FBS wins have come at Rutgers in 2002 and at Temple in 2003.

-- Andy Talley expects junior quarterback Antwon Young to be at full strength when the Wildcats take the field for training camp in August. As a sophomore last year, Young started the first six games, before suffering a season-ending knee injury versus William & Mary in week six. In the six games he played in, Young completed 99-of-153 (64.7%) for 1,192 yards to go with 14 touchdowns and four interceptions. True freshman Chris Whitney took over for the injured Young last year and completed 59-of-100 (59.0%) for 616 yards to go with five touchdowns and three interceptions. Young is participating in spring ball on a limited basis.

-- Villanova expects to be one of the top defensive units in the CAA this year. The Wildcats return nine starters on defense, including their top four tacklers. The top four returning tacklers include junior linebacker Osayi Osunde (82 tackles), senior linebacker Darrel Young (78 tackles), junior safety Ross Ventrone (64 tackles) and sophomore linebacker Terence Thomas (59 tackles). Villanova also returns its top sack leader from a year ago in senior defensive end Greg Miller (7.5 sacks) and its interception leader in sophomore safety Martel Moody (3 int.). In 11 games in 2007, the Wildcats gave up 23.7 points per game and 373.7 yards of total offense per contest.

-- The Wildcats will need to replace its leading rusher from a year ago in Matt Dicken. As a tri-captain last year, Dicken gained a team-best 922 yards on 221 carries (4.2 yards per rush) and four touchdowns. Dicken tallied 15 touchdowns over the last two seasons. Villanova will look to a pair of sophomores to fill Dicken's shoes, as Angelo Babbaro and Aaron Ball are expected to shoulder most of the load at running back. Ball had 47 carries for 247 yards (5.3 yards per rush) last year, while Babbaro tallied six rushes for 55 yards (9.2 yards per carry) and one score. Babbaro is also a threat as a kick returner. Last season, he registered 22 kick-off returns for 636 yards (28.9 yards per return), including a 95-yard return for a score.

-- Entering the 2008 season, Villanova has four players currently playing in the NFL. The list is led by Philadelphia Eagle All-Pro running back Brian Westbrook. Wide receiver Brian Finneran returns to the field this year for the Atlanta Falcons after missing the last two seasons due to a knee injury. Safety Raymond Ventrone is a member of the New England Patriots, while center Christian Gaddis plays for the Buffalo Bills. Ventrone was credited with a solo tackle on special teams in last year's Super Bowl.

-- Villanova will be looking for its 18th winning season in head coach Andy Talley's 24-year career in 2008. Last year's 7-4 mark was the sixth winning season in the last seven years and it was the 17th winning season of Talley's Main Line career.



HEAD COACH ANDY TALLEY



## ALL-STAR CANDIDATES



**PHIL ATKINSON**  
Senior - Wide Receiver  
5-11 - 190 - Media, Pa.

-- Dual threat performer as a receiver and a runner

-- Led Villanova in touchdown receptions in 2007 with eight

-- Tallied a career-high 32 receptions for 324 yards and a career-best eight touchdowns in 2007.



**MATT SZCZUR**  
Soph. - Wide Receiver  
5-11 - 190 - Erma, N.J.

-- One of the team's top all-around players due to his ability to be a receiver and a runner, in addition to being a standout on special teams.

-- Ranked third on the team in rushing last year with 173 yards on 23 carries for an average of 7.5 yards per rush.

-- Ranked second on the team last season in all-purpose yards with an average

of 87.0 all-purpose yards per contest.

-- Team's top punt returner last year with 17 returns for 165 yards

-- Had 13 tackles, one forced fumble and one fumble recovery as a special teams player

### ATKINSON'S CAREER STATS

YEAR	GP	No.	Yds	TD	Long	Avg/G	Avg/C
2005	9	10	110	0	38	12.22	11.00
2006	11	29	361	1	37	32.82	12.45
2007	11	32	324	8	47	29.45	10.12
Career	31	71	795	9	47	25.65	11.20

### SZCZUR'S CAREER STATS

YEAR	GP	No.	Yds	TD	Long	Avg/G	Avg/C
2007	11	15	124	0	29	11.27	8.27
Career	11	15	124	0	29	11.27	8.27



**TIM KUKUCKA**  
Junior - Defensive Line  
6-3 - 255 - Wall, N.J.

-- Named second team All-CAA in 2007

-- Led Villanova during the 2007 season in tackles for loss with 12 and forced fumbles with three and he ranked second on the team in sacks with seven.

-- Has 8.5 quarterback sacks and 15.5 tackles for loss in 21 career games.

-- Named CAA Defensive Player of the Week on Nov. 12, 2007 for his effort against Towson when he recorded five solo tackles, three tackles for loss, two sacks and two forced fumbles.



**ANTWON YOUNG**  
Junior - Quarterback  
6-4 - 215 - Ft. Lauderdale, Fla.

-- Started the first six games at quarterback in 2007 before suffering a season-ending injury in week six.

-- In six games last year, he completed 99-of-153 (64.7%) for 1,192 yards to go with 14 touchdowns and four interceptions.

-- Threw for a career-high four touchdown passes while completing 20-of-26

for 216 yards in a win over William & Mary

### KUKUCKA'S CAREER STATS

YEAR	GP	S-A-Tackles	SK/TFL	Int	PBU	FF/FR
2006	10	10-10-20	1.5/3.5	0	2	1/0
2007	11	31-9-40	7.0/12.0	0	1	3/1
Career	21	41-19-60	8.5/15.5	0	3	4/1

### YOUNG'S CAREER STATS

----- Passing -----							--- Rushing ---		
YEAR	GP	Att.-Comp.-Int.	Yds.	TD	Lg.	Att.	Yds.	TD	
2005	5	7-12-0	76	0	25	5	27	0	
2007	6	99-153-4	1192	14	67	72	151	2	
Career	11	106-165-4	1268	14	67	77	178	2	



## TEAM STATISTICS

	Villanova	Opponent
<b>SCORING</b>	288	261
Points Per Game	26.2	23.7
<b>FIRST DOWNS</b>	194	229
Rushing	104	93
Passing	84	127
Penalty	6	9
<b>RUSHING YARDAGE</b>	1694	1471
Yards gained rushing	2102	1749
Yards lost rushing	408	278
Rushing Attempts	480	393
Average Per Rush	3.5	3.7
Average Per Game	154.0	133.7
TDs Rushing	11	19
<b>PASSING YARDAGE</b>	1893	2640
Att-Comp-Int	257-161-7	401-230-17
Average Per Pass	7.4	6.6
Average Per Catch	11.8	11.5
Average Per Game	172.1	240.0
TDs Passing	21	13
<b>TOTAL OFFENSE</b>	3587	4111
Total Plays	737	794
Average Per Play	4.9	5.2
Average Per Game	326.1	373.7
KICK RETURNS: #-YARDS	44-1158	39-862
PUNT RETURNS: #-YARDS	25-192	31-170
INT RETURNS: #-YARDS	17-153	7-63
KICK RETURN AVERAGE	26.3	22.1
PUNT RETURN AVERAGE	7.7	5.5
INT RETURN AVERAGE	9.0	9.0
FUMBLES-LOST	20-6	17-8
<b>PENALTIES-YARDS</b>	51-461	47-405
Average Per Game	41.9	36.8
<b>PUNTS-YARDS</b>	60-2266	49-1886
Average Per Punt	37.8	38.5
Net punt average	33.9	33.3
TIME OF POSSESSION/GAME	30:30	29:30
<b>3RD-DOWN CONVERSIONS</b>	60/156	68/163
3rd-Down Pct	38%	42%
<b>4TH-DOWN CONVERSIONS</b>	7/15	11/21
4th-Down Pct	47%	52%
<b>SACKS BY-YARDS</b>	25-141	35-205
MISC YARDS	0	-1
<b>TOUCHDOWNS SCORED</b>	36	32
FIELD GOALS-ATTEMPTS	12-18	12-19
ON-SIDE KICKS	0-1	0-1
RED-ZONE SCORES	32-39 82%	34-47 72%
RED-ZONE TOUCHDOWNS	22-39 56%	25-47 53%
PAT-ATTEMPTS	34-35 97%	29-29 100%
<b>ATTENDANCE</b>	45997	101944
Games/Avg Per Game	5/9199	6/16991
Neutral Site Games		0/0

## INDIVIDUAL PASSING

Name	GP	Effic	Att-Comp-Int	Pct	Yds	TD	Long	Avg/G
Antwon Young	6	155.12	99-153-4	64.7	1192	14	67	198.7
Chris Whitney	6	121.24	59-100-3	59.0	616	5	42	102.7
Phil Atkinson	11	740.80	2-2-0	100.0	74	2	43	6.7
TEAM	8	0.00	0-1-0	0.0	0	0	0	0.0
Michael Bradway	10	192.40	1-1-0	100.0	11	0	11	1.1
<b>Total.....</b>	<b>11</b>	<b>146.04</b>	<b>161-257-7</b>	<b>62.6</b>	<b>1893</b>	<b>21</b>	<b>67</b>	<b>172.1</b>
<b>Opponents.....</b>	<b>11</b>	<b>114.88</b>	<b>230-401-17</b>	<b>57.4</b>	<b>2640</b>	<b>13</b>	<b>73</b>	<b>240.0</b>

## INDIVIDUAL RUSHING

Name	GP	Att	Gain	Loss	Net	Avg	TD	Long	Avg/G
Matt Dicken	11	221	997	75	922	4.2	4	44	83.8
Aaron Ball	10	47	260	13	247	5.3	1	33	24.7
Matthew Szczur	11	23	183	10	173	7.5	0	40	15.7
Antwon Young	6	72	250	99	151	2.1	2	19	25.2
Chris Whitney	6	71	245	145	100	1.4	2	15	16.7
Angelo Babbaro	9	6	55	0	55	9.2	1	33	6.1
Phil Atkinson	11	19	99	50	49	2.6	1	19	4.5
Luca Ragone	10	9	13	2	11	1.2	0	5	1.1
TEAM	8	12	0	14	-14	-1.2	0	0	-1.8
<b>Total.....</b>	<b>11</b>	<b>480</b>	<b>2102</b>	<b>408</b>	<b>1694</b>	<b>3.5</b>	<b>11</b>	<b>44</b>	<b>154.0</b>
<b>Opponents.....</b>	<b>11</b>	<b>393</b>	<b>1749</b>	<b>278</b>	<b>1471</b>	<b>3.7</b>	<b>19</b>	<b>55</b>	<b>133.7</b>

## INDIVIDUAL RECEIVING

Name	GP	No	Yds	Avg	TD	Long	Avg/G
Matthew Sherry	11	37	461	12.5	5	39	41.9
Phil Atkinson	11	32	324	10.1	8	47	29.5
Brandyn Harvey	10	25	435	17.4	3	60	43.5
Anton Ridley	10	16	177	11.1	1	28	17.7
Matthew Szczur	11	15	124	8.3	0	29	11.3
Matt Dicken	11	13	152	11.7	1	67	13.8
Angelo Babbaro	9	11	92	8.4	1	25	10.2
Michael Bradway	10	5	53	10.6	1	20	5.3
Luca Ragone	10	2	32	16.0	1	31	3.2
Ramin Mobasserri	8	2	20	10.0	0	16	2.5
Jonathan Hughes	9	2	12	6.0	0	10	1.3
Darrel Young	11	1	11	11.0	0	11	1.0
<b>Total.....</b>	<b>11</b>	<b>161</b>	<b>1893</b>	<b>11.8</b>	<b>21</b>	<b>67</b>	<b>172.1</b>
<b>Opponents.....</b>	<b>11</b>	<b>230</b>	<b>2640</b>	<b>11.5</b>	<b>13</b>	<b>73</b>	<b>240.0</b>

## INDIVIDUAL DEFENSIVE LEADERS

	Name	GP	-----Tackles-----			TFL/Yds	-Sacks- No-Yds	-----Pass Def-----		---Fumbles---		Blkd Kick	Saf
			Solo	Ast	Total			Int-Yds	BrUp	FR-Yds	FF		
91	Osayi Osunde	11-8	36	46	82	5.0-13	1.5-8	.	.	1-0	.	.	
2	Darrel Young	11-10	36	42	78	4.0-10	.	1-11	2	.	.	.	
14	Ross Ventrone	11-5	38	26	64	0.5-1	.	1-0	5	.	.	.	
54	Terence Thomas	11-10	25	34	59	4.0-21	3.0-19	1-2	1	1-0	2	.	
27	Derek Durkin	9-7	27	20	47	.	.	1-0	3	1-0	.	.	
96	David Dalessandro	10-8	21	21	42	4.0-12	1.5-5	.	.	.	.	.	
13	Martel Moody	10-8	22	19	41	2.0-7	0.5-3	3-71	4	.	.	.	
56	Tim Kukucka	11-2	31	9	40	12.0-55	7.0-34	.	1	1-17	3	.	
16	Eugene Clay	10-9	23	17	40	.	.	2-1	.	1-0	1	.	
6	Justin Murrell	9-6	20	19	39	1.0-3	.	1-1	3	.	.	.	
	<b>Total.....</b>	<b>11-0</b>	<b>439</b>	<b>366</b>	<b>805</b>	<b>60-245</b>	<b>25-141</b>	<b>17-153</b>	<b>38</b>	<b>8-19</b>	<b>13</b>	<b>1</b>	
	<b>Opponents.....</b>	<b>11-0</b>	<b>437</b>	<b>408</b>	<b>845</b>	<b>89.0-383</b>	<b>35-205</b>	<b>7-63</b>	<b>26</b>	<b>6-23</b>	<b>10</b>	<b>.</b>	

## 2007 GAME-BY-GAME

Date	Time	Opponent	Att.	VILL		OPP		Run	Pass	Offense			Run	Pass	Defense		
				CCA	SN	CCA	SN			Total	Passes	TO			Total	Passes	TO
S1	L 14-31	at Maryland	50,389		rv			11	176	187	17-28-1	1	221	207	428	23-30-3	3
S8	W 30-20	at Lehigh	9,261	rv		rv		163	257	420	15-22-0	1	91	302	393	29-54-1	3
S15	W 24-17 (ot)	Maine	11,117	rv	rv		rv	142	178	320	16-22-1	2	186	66	252	11-26-0	0
S22	W 34-14	Penn	8,721	rv	rv	rv		115	241	356	16-32-1	2	45	248	293	23-42-7	8
S29	L 7-35	at James Madison	15,035	rv	rv	9	9	77	124	201	15-23-1	1	207	300	507	25-32-0	0
O6	W 63-24	William & Mary	8,721		rv	rv		233	272	505	22-28-0	0	70	391	461	26-48-0	3
O13	L 24-32 (ot)	at Massachusetts	16,174	rv	rv	4	4	243	134	377	9-17-1	1	95	355	450	21-35-1	2
O27	W 35-31	Hofstra	6,621	rv	rv	15	15	145	56	201	8-16-1	2	151	206	357	16-36-3	4
N3	L 27-35	at Richmond	7,126	25	23	11	11	176	229	405	14-26-1	1	242	178	420	17-24-0	0
N10	W 14-12	at Towson	3,959	rv	rv			194	127	321	17-22-0	1	27	242	269	22-37-1	1
N17	W 16-10	Delaware	10,817	rv	rv	9	9	195	99	294	12-21-0	1	136	145	281	17-37-1	1



## QUICK FACTS

Location \_\_\_\_\_ Williamsburg, Va.  
 Enrollment \_\_\_\_\_ 5,500  
 Nickname \_\_\_\_\_ Tribe  
 Colors \_\_\_\_\_ Green, Gold & Silver  
 Website \_\_\_\_\_ www.tribeathletics.com  
 Stadium \_\_\_\_\_ Cary Field at Walter J. Zable Stadium  
 Stadium Capacity \_\_\_\_\_ 12,259  
 Stadium Surface \_\_\_\_\_ Artificial Grass  
 Interim President \_\_\_\_\_ W. Taylor Reveley, III  
 Athletics Director \_\_\_\_\_ Terry Driscoll  
 Head Coach \_\_\_\_\_ Jimmye Laycock  
 Head Coach Alma Mater, Year \_\_\_\_\_ William and Mary, 1970  
 Football Contact \_\_\_\_\_ Pete Clawson, Asst. AD/Media Relations  
 Football Contact Office Phone \_\_\_\_\_ 757-221-3369  
 Lettermen Returning/Lost \_\_\_\_\_ 35/13  
 Offensive Starters Returning/Lost \_\_\_\_\_ 9/2  
 Defensive Starters Returning/Lost \_\_\_\_\_ 9/2  
 2008 Fall Camp Reporting Date \_\_\_\_\_ August 10

## 2008 SCHEDULE

Date	Opponent	Location	Series Record
Sept. 6	at NC State	Raleigh, N.C.	8-9
Sept. 13	VMI	Williamsburg, Va.	50-33
Sept. 20	NORFOLK STATE	Williamsburg, Va.	2-0
Oct. 4	*VILLANOVA	Williamsburg, Va.	14-10
Oct. 11	*at New Hampshire	Durham, N.H.	9-2
Oct. 18	*at Delaware	Newark, Del.	12-20
Oct. 25	*RHODE ISLAND	Williamsburg, Va.	9-2
Nov. 1	*at Towson	Towson, Md.	5-0
Nov. 8	*NORTHEASTERN	Williamsburg, Va.	10-2
Nov. 15	*at James Madison	Harrisonburg, Va.	14-16
Nov. 22	*RICHMOND	Williamsburg, Va.	59-53-5

\* - CAA Football Game  
 Home Games in CAPS - Schedule subject to change

### HEAD COACH:

Jimmye Laycock



Overall Record (Years):  
 182-134-2 (28 years)

Record at School (Years):  
 182-134-2 (28 years)

### COACHING STAFF:

Zbig Kepa \_\_\_\_\_ Offensive Coordinator/Wide Receivers  
 Bob Solderitch \_\_\_\_\_ Assistant Head Coach/Offensive Line  
 Bob Shoop \_\_\_\_\_ Defensive Coordinator/Secondary  
 Trevor Andrews \_\_\_\_\_ Recruiting Coordinator/Defensive Line  
 Dave Corley, Jr. \_\_\_\_\_ Running Backs  
 Scott Boone \_\_\_\_\_ Linebackers  
 Trey Henderson \_\_\_\_\_ Defensive Assistant  
 Brendan Nugent \_\_\_\_\_ Offensive Assistant  
 Thad Wheeler \_\_\_\_\_ Defensive Assistant

## 2007 RESULTS -- 4-7, 2-6 CAA

Home Stadium: Cary Field at Walter J. Zable Stadium (12,259)

Home: 2-3      Away: 2-4      vs. Division: 1-4      vs. Top 25 (CCA): 0-4  
 Total Home Attendance: 53,499      Average Home Attendance: 10,699

Aug. 30	DELAWARE [CN8] {21/19}	L 31-49	11,639
Sept. 8	at VMI	W 63-16	6,830
Sept. 15	[rv/-] LIBERTY {rv/rv}	W 48-41 (OT)	9,329
Sept. 22	[rv/rv] at Virginia Tech	L 3-44	66,233
Sept. 29	[rv/-] TOWSON {-/rv}	W 27-22	10,094
Oct. 6	[rv/-] at Villanova {-/rv}	L 24-63	8,721
Oct. 13	at Maine [WABI]	W 21-20	7,122
Oct. 27	[rv/-] MASSACHUSETTS {4/4}	L 34-48	10,178
Nov. 3	[rv/-] at Hofstra {20/20}	L 14-38	3,151
Nov. 10	JAMES MADISON {15/16}	L 34-55	12,259
Nov. 17	at Richmond [CSN] {8/7}	L 20-31	7,652

CAA Team's Coaches & Sports Network Rankings listed prior to Opponent/Opponent's Coaches & Sports Network Rankings listed after Opponent at time game was played

## BY THE NUMBERS... STARTERS RETURNING

### OFFENSE (9)

Jake Phillips, QB  
 R.J. Archer, WR  
 Elliott Mack, WR  
 Cameron Dohse, WR  
 Courtland Marriner, TB  
 Michael Grant, OL  
 Luke Hiteshew, OL  
 C.J. Muse, OL  
 Keith Hill, OL

### DEFENSE (9)

Adrian Tracy, DE  
 C.J. Herbert, DT  
 Sean Lissemore, DT  
 Josh Rutter, LB  
 Evan Francks, LB  
 Max Harris, CB  
 Derek Cox, CB  
 David Caldwell, SS  
 Robert Livingston, FS

### SPECIAL TEAMS (2)

Brian Pate, PK  
 David Miller, P



QUARTERBACK JAKE PHILLIPS



## SPRING ROSTER

No.	Name	Pos.	Cl.	Ht\Wt.
41	Sheldon Alexander	S	R-Jr.	6' 1" \ 205
35	Kevin Allen	S	Sr.	6' 2" \ 205
67	Kyle Allison	OL	R-So.	6' 2" \ 310
26	Michael Alvarado	S	R-So.	6' 0" \ 194
16	R.J. Archer	QB	R-Jr.	6' 2" \ 218
90	Sean Brooks	DL	R-Sr.	6' 4" \ 210
6	David Caldwell	S	Jr.	5' 11" \ 213
7	Mike Callahan	QB	R-So.	5' 11" \ 190
88	Terreon Conyers	WR	R-So.	5' 11" \ 174
24	Ben Cottingham	CB	R-So.	5' 9" \ 163
37	Derek Cox	CB	R-Sr.	6' 1" \ 186
54	Nicholas Dewispelaere	LB	R-So.	6' 0" \ 232
3	Marshall Dill	WR	R-So.	5' 10" \ 180
81	Cameron Dohse	WR	R-So.	6' 0" \ 177
60	Dan Donker	OL	R - Fr.	6' 3" \ 299
36	Nick Downey	S	R - Fr.	5' 10" \ 180
21	Evan Francks	LB	R-So.	5' 11" \ 212
79	Michael Grant	OL	R-Sr.	6' 5" \ 296
9	Max Harris	CB	Jr.	5' 10" \ 181
95	C.J. Herbert	DL	R-Jr.	6' 3" \ 264
15	Chase Hill	WR	R-So.	6' 2" \ 192
72	Keith Hill	OL	R-So.	6' 4" \ 315
83	Gareth Hissong	OL	R-So.	6' 3" \ 252
53	Luke Hiteshew	OL	R-Sr.	6' 1" \ 304
43	Jimmy Hobson	FB	R-So.	5' 11" \ 226
8	DeBrihan Holmes	RB	R-Sr.	5' 9" \ 198
14	William Honbarrier	QB	R - Fr.	6' 2" \ 190
22	David Houff	S	R-Sr.	6' 1" \ 199
52	Marcus Hyde	LB	R - Fr.	6' 3" \ 223
58	Bryan Jean-Pierre	DE	R-So.	6' 3" \ 263
85	Cory Jessee	TE	R - Fr.	6' 3" \ 230
42	Fred Johnson	DB	R-Jr.	6' 1" \ 190
93	Sean Lissemore	DT	R-Jr.	6' 4" \ 274
17	Robert Livingston	S	R-Jr.	6' 3" \ 195
2	Elliott Mack	WR	R-Sr.	6' 0" \ 195
19	D.J. Mangas	QB	R - Fr.	6' 1" \ 184
77	Jake Marcey	OL	R - Fr.	6' 4" \ 308
25	Courtland Marriner	RB	R-So.	5' 9" \ 177
4	D.J. McAulay	WR	R - Jr.	5' 11" \ 180
62	Thomas McCutcheon	OL	R-Jr.	6' 5" \ 325
87	David Miller	K/P	R-So.	6' 0" \ 180
73	Tyler Miller	OL	R - So.	6' 3" \ 300
82	Evan Muro	TE	R-Sr.	6' 6" \ 248
56	C.J. Muse	OL	R-Jr.	6' 4" \ 315
29	James Neal	CB	R - Fr.	5' 9" \ 185
39	Donte Newbill	FB	R - Fr.	5' 10" \ 217
47	Mario Newby	DB/LB	R-So.	6' 0" \ 199
30	Matt Nickerson	RB	R-Jr.	5' 9" \ 176
75	Eric O'Brien	C	R-Sr.	6' 1" \ 258
40	Kyle O'Brien	DE	R - So.	6' 0" \ 246
31	Jake O'Connor	S	R - Fr.	6' 0" \ 189
68	James Pagliaro	OL	R - Fr.	6' 3" \ 262
80	Brian Pate	QB/P	R-Jr.	5' 9" \ 175
11	Jake Phillips	PK	R-Sr.	6' 3" \ 209
5	Michael Pigram	LB	Sr.	5' 10" \ 219
94	Ravi Pradhanang	DE	R - Fr.	6' 3" \ 253
96	Daniel Pulley	DT	R-Jr.	6' 3" \ 272
59	Andy Rampp	DE	R - Fr.	6' 2" \ 246
76	Joshua Raxter	OL	R-So.	6' 6" \ 270
50	Todd Reyher	LB	R-Sr.	6' 0" \ 218
23	Terrance Riggins	RB	So.	6' 1" \ 234
89	Eric Robertson	WR	R-Jr.	6' 2" \ 194
99	Harold Robertson	DT	R - Fr.	6' 2" \ 290
34	Chris Rojas	LB	R-Sr.	5' 11" \ 190
84	David Ruffer	K	R - Fr.	6' 1" \ 170
44	Josh Rutter	LB	R-Sr.	6' 3" \ 222
64	Daniel Ryan	OL	R - Fr.	6' 3" \ 265
18	Terrance Schmand	QB	R - Fr.	6' 3" \ 213
33	Thomas Schonder	RB	R-So.	5' 11" \ 182
57	Mike Schrift	OL	R - Fr.	6' 2" \ 286
45	Robert Scott	LB	R - Fr.	5' 10" \ 230
48	Wes Steinman	LB	R-So.	6' 2" \ 226
92	Michael Stover	DT	So.	6' 3" \ 253
78	Chris Sutton	OL	R - Fr.	6' 2" \ 267
66	Derek Toon	DL	R-So.	6' 3" \ 278
97	Adrian Tracy	LB	R-Jr.	6' 4" \ 244
32	Jake Trantin	LB	R - Fr.	6' 1" \ 232
98	Rob Varno	TE	R-Jr.	6' 5" \ 218
69	Carl Watts	DL	R-So.	6' 3" \ 258
38	Terrell Wells	CB	So.	5' 10" \ 180
46	Harold Williams	LB	R - Fr.	5' 10" \ 241
28	Ryan Woolfolk	RB	R - Fr.	5' 11" \ 192

Hometown/HS (Last School)
Gordonsville, Va./Woodberry Forest
Richmond, Va./Highland Springs
Burke, Va./Lake Braddock
Gaithersburg, Md./Gaithersburg
Earlysville, Va./Albemarle
Poquoson, Va./Poquoson
Montclair, N.J./Lawrenceville School
Mountville, Pa./Hempfield
Norfolk, Va./Booker T. Washington
Abingdon, Md./Edgewood
Winterville, N.C./J.H. Rose
Virginia Beach, Va./Kellam
Woodbridge, Va./C.D. Hylton
Clifton, Va./Centreville
Gibbsboro, N.J./Eastern
Lancaster, Pa./Lancaster Catholic
Medford, N.J./Shawnee
Wrightstown, NJ/Notre Dame
Marietta, Ga./Sprayberry
Germantown, Md./Northwest
Virginia Beach, Va./Princess Anne
Hamilton Square, N.J./Lawrenceville School
Hanover, Pa./Delone Catholic
Baltimore, Md./Mount St. Joseph
Cincinnati, Ohio/St. Xavier
Fort Eustis, Va./Woodside
Bedford, Va./Jefferson Forrest
Blacksburg, Va./Blacksburg
Manassas, Va./Osbourne
Doralville, Ga./Dunwoody
Warm Springs, Va./Bath County
Richmond, Va./St. Christopher's
Dumont, N.J./Dumont
Hendersonville, N.C./The Hun School
Irvington, N.J./Delbarton
Chantilly, Va./Paul VI
Gainesville, Va./Woodberry Forest
Chesapeake, Va./Western Branch
New Haven, Conn./Westminster School
Chesapeake, Va./Deep Creek
Centreville, Va./Westfield
Virginia Beach, Va./Floyd Kellam
Newport News, Va./Warwick
Lexington, S.C./Lexington
Baltimore, Md./Salisbury School (Mass.)
Blackstone, Va./Central Senior
Dendron, Va./Surry County
Fairfax Station, Va./Woodson
Abbottstown, Pa./Delone Catholic
Cockeysville, Md./McDonogh
Richmond, Va./Douglas S. Freeman
Schnecksville, Pa./Parkland
Fredericksburg, Va./Massaponax
Warm Springs, Va./Bath County
Hopewell, Va./Hopewell
Paramus, N.J./St. Peter's Prep
Chesapeake, Va./Atlantic Shores Christian
Rockville, Md./TS Wootton
Marietta, Ga./Pope
Williamsburg, Va./Lafayette
Newport News, Va./Denbigh
Barboursville, Va./Albemarle
Richmond, Va./Hermitage
Lightfoot, Va./Bruton
Oakton, Va./Gonzaga
Union Bridge, Md./Francis Scott Key
Richmond, Va./Douglas S. Freeman
Buffalo, N.Y./St. Joseph's Collegiate
Round Hill, Va./Loudoun Valley
Reading, Pa./Muhlenburg
Norfolk, Va./Norfolk Academy
Wilmington, N.C./Hoggard
Millersville, Pa./Penn Manor
Warrenton, Va./Fauquier
Chester, Va./Matoaca
Sterling, Va./Potomac Falls
Severn, Md./Archbishop Spalding
Wilmington, N.C./Hoggard
Midlothian, Va./James River
Louisa, Va./Louisa County
Brunswick, Va./Brunswick
Atlanta, Ga./Holy Innocents

## 2008 NOTES

-- Led by Jake Phillips, the Tribe's offense averaged 396.2 yards and 29.0 points a contest in 2007. The production should continue this season as nine total starters return. These returnees accounted for 1,092 of the teams 1,299 rushing yards and 15 of the 19 rushing TDs from a season ago, while the receiving corps returns 2,531 of the 3,059 receiving yards produced in 2007.

-- The Tribe's defense will also be heavy on experience, as only three seniors, total, graduated from the unit. Nine of the starters will be back in the fold, including the healthy return of rising senior linebacker Josh Rutter. Rutter started all 11 games in 2007 and was second on the team with 95 total tackles, but look for increased production from the Francis Scott Key High graduate, as he has been removed from the cumbersome knee brace that was necessary in his recovery from major knee surgery after the 2006 season.

-- The College will play six home games in 2008, which will mark the first time since the 1988 season that the Tribe has hosted as many regular seasons contests in the venerable structure. In fact, this will be just the second time in Head Coach Jimmy Laycock's 29 seasons on campus that the squad has hosted more than five regular season home contests.

-- The Tribe football program officially moved its operations into the state-of-the-art Jimmy Laycock Football Center in mid-February. The 30,000-square foot, football only structure gives the College's program one of the nation's premier training complexes. The building will be officially dedicated on June 21st, 2008 in a special ceremony that will be held in conjunction with the Tribe's Football Reunion Weekend. Many prominent former coaches and players are expected to be in attendance for the big weekend.



HEAD COACH JIMMYE LAYCOCK



# ALL-STAR CANDIDATES



**DEREK COX**  
**Senior - Defensive Back**  
**6-1 - 186 - Winterville, N.C.**

-- 2007 Third Team All-CAA Defensive Selection who enters 2008 having seen action in 33 career games and will be one of the league's top covermen.  
 -- Led the Tribe with three interceptions, which also tied for second in the CAA. His career total of five is also tops on the squad.  
 -- Recorded five pass breakups on the season, good for eighth in the CAA, and now has 15 break ups in his career.

-- Earned CAA Defensive Player of the Week after his two-interception performance against Towson.

COX'S CAREER STATS						
YEAR	GP	S-A-Tackles	SK/TFL	Int	PBU	FF/FR
2004	1	0-1-1	0.0/0.5	0	0	0/0
2005	10	12-7-19	0.0/0.0	1	1	1/0
2006	11	41-18-59	0.0/0.5	1	9	0/2
2007	11	35-16-51	0.0/3.5	3	5	0/0
<b>Career</b>	<b>33</b>	<b>88-42-130</b>	<b>0.0/4.5</b>	<b>5</b>	<b>15</b>	<b>1/2</b>



**JAKE PHILLIPS**  
**Senior - Quarterback**  
**6-3 - 209 - Warm Springs, Va.**

-- 2007 Third Team All-CAA Offensive Selection who will enter the year as one of the league's most experienced signal callers.  
 -- Finished third in the CAA in Passing Average per Game (245.6 yards/game) and Total Offense (272.1 yards/game).  
 -- For his career, has produced a total of 50 scores (36 passing/14 rushing) in just 28 appearances, an average of 1.8 per game.

-- Phillips has made a name for himself in the Tribe record book, as he has cracked the top 10 in Passing Yards (7th, 4786), Total Offense (8th, 5236), Passing Attempts (8th, 360), Pass Completions (8th, 360), and Touchdown Passes (8th, 35).

PHILLIPS' CAREER STATS									
----- Passing -----							--- Rushing ---		
YEAR	GP	Att.-Comp.-Int.	Yds.	TD	Lg.	Att.	Yds.	TD	
2005	9	110-159-5	1427	11	47	62	166	8	
2006	7	70-141-3	763	5	46	51	67	1	
2007	11	190-336-7	2801	19	73	99	192	5	
<b>Career</b>	<b>27</b>	<b>370-636-15</b>	<b>4991</b>	<b>35</b>	<b>73</b>	<b>212</b>	<b>425</b>	<b>14</b>	




**ELLIOTT MACK**  
**Senior - Wide Receiver**  
**6-0 - 195 - Irvington, N.J.**

-- 2007 Third Team All-CAA Offensive Selection who enters 2008 looking to have a breakout senior season.  
 -- Led the Tribe in Receiving Yards (849) and catches (46). His average of 77.2 yards per game ranked fifth in the CAA.  
 -- Went over the 100-yard receiving mark three times on the season against Villanova (105), JMU (128), and Richmond (201).

-- A deep scoring threat turned in scoring plays of 73, 61, and 52 yards on the season.

MACK'S CAREER STATS							
YEAR	GP	No.	Yds	TD	Long	Avg/G	Avg/C
2005	9	21	371	4	47	41.22	17.67
2006	10	20	225	2	32	22.50	11.25
2007	11	46	849	5	73	77.18	18.46
<b>Career</b>	<b>30</b>	<b>87</b>	<b>1445</b>	<b>11</b>	<b>73</b>	<b>48.17</b>	<b>16.61</b>



**ADRIAN TRACY**  
**Junior - Defensive Line**  
**6-4 - 244 - Sterling, Va.**

-- One of league's most explosive defensive ends. Tracy enters the season having started 22-straight games and possesses the athleticism to be premier pass rusher.  
 -- Has led the Tribe in tackles for losses in each of the last two seasons, recording a Tribe freshman record 15 in 2006.  
 -- Played his best game of season against BCS opponent, Va. Tech, as he racked up three tackles for a total of 11 yards in losses.

-- Forced one fumble against Richmond.  
 -- Intercepted a pass against UMass.

TRACY'S CAREER STATS						
YEAR	GP	S-A-Tackles	SK/TFL	Int	PBU	FF/FR
2006	11	28-42-70	6.0/15.5	0	2	2/0
2007	11	33-30-63	3.0/9.5	1	1	1/0
<b>Career</b>	<b>22</b>	<b>61-72-133</b>	<b>9.0/25.0</b>	<b>1</b>	<b>3</b>	<b>3/0</b>



## TEAM STATISTICS

	William and Mary	Opponent
<b>SCORING</b>	319	427
Points Per Game	29.0	38.8
<b>FIRST DOWNS</b>	243	241
Rushing	86	142
Passing	139	84
Penalty	18	15
<b>RUSHING YARDAGE</b>	1299	2483
Yards gained rushing	1650	2751
Yards lost rushing	351	268
Rushing Attempts	395	514
Average Per Rush	3.3	4.8
Average Per Game	118.1	225.7
TDs Rushing	19	33
<b>PASSING YARDAGE</b>	3059	1842
Att-Comp-Int	381-217-7	260-168-9
Average Per Pass	8.0	7.1
Average Per Catch	14.1	11.0
Average Per Game	278.1	167.5
TDs Passing	21	19
<b>TOTAL OFFENSE</b>	4358	4325
Total Plays	776	774
Average Per Play	5.6	5.6
Average Per Game	396.2	393.2
KICK RETURNS: #-YARDS	57-1235	50-902
PUNT RETURNS: #-YARDS	12-47	26-336
INT RETURNS: #-YARDS	9-122	7-82
KICK RETURN AVERAGE	21.7	18.0
PUNT RETURN AVERAGE	3.9	12.9
INT RETURN AVERAGE	13.6	11.7
FUMBLES-LOST	18-12	16-6
<b>PENALTIES-YARDS</b>	49-408	77-683
Average Per Game	37.1	62.1
<b>PUNTS-YARDS</b>	46-1509	40-1492
Average Per Punt	32.8	37.3
Net punt average	25.5	35.1
TIME OF POSSESSION/GAME	28:06	31:54
<b>3RD-DOWN CONVERSIONS</b>	51/142	64/147
3rd-Down Pct	36%	44%
<b>4TH-DOWN CONVERSIONS</b>	11/26	9/21
4th-Down Pct	42%	43%
<b>SACKS BY-YARDS</b>	10-60	31-214
<b>MISC YARDS</b>	0	0
<b>TOUCHDOWNS SCORED</b>	42	55
<b>FIELD GOALS-ATTEMPTS</b>	9-16	15-16
<b>ON-SIDE KICKS</b>	0-1	1-1
<b>RED-ZONE SCORES</b>	33-41 80%	55-64 86%
<b>RED-ZONE TOUCHDOWNS</b>	27-41 66%	41-64 64%
<b>PAT-ATTEMPTS</b>	40-41 98%	50-51 98%
<b>ATTENDANCE</b>	53499	99709
Games/Avg Per Game	5/10700	6/16618
Neutral Site Games		0/0

## INDIVIDUAL PASSING

Name	GP	Effic	Att-Comp-Int	Pct	Yds	TD	Long	Avg/G
Jake Phillips	11	141.07	190-336-7	56.5	2801	19	73	254.6
Mike Potts	6	130.45	25-40-0	62.5	245	2	24	40.8
R.J. Archer	11	103.33	1-3-0	33.3	25	0	25	2.3
David Miller	11	-0.80	1-1-0	100.0	-12	0	0	-1.1
TEAM	7	0.00	0-1-0	0.0	0	0	0	0.0
<b>Total.....</b>	<b>11</b>	<b>138.91</b>	<b>217-381-7</b>	<b>57.0</b>	<b>3059</b>	<b>21</b>	<b>73</b>	<b>278.1</b>
<b>Opponents.....</b>	<b>11</b>	<b>141.32</b>	<b>168-260-9</b>	<b>64.6</b>	<b>1842</b>	<b>19</b>	<b>60</b>	<b>167.5</b>

## INDIVIDUAL RUSHING

Name	GP	Att	Gain	Loss	Net	Avg	TD	Long	Avg/G
Courtland Marriner	9	115	565	47	518	4.5	1	25	57.6
Tony Viola	8	62	216	9	207	3.3	4	12	25.9
Jake Phillips	11	99	402	210	192	1.9	5	30	17.5
DeBrian Holmes	3	49	202	11	191	3.9	5	20	63.7
Thomas Schonder	10	35	154	11	143	4.1	1	29	14.3
Terrence Riggins	3	19	63	2	61	3.2	2	21	20.3
Elliott Mack	11	6	34	20	14	2.3	1	19	1.3
Jimmy Hobson	8	2	8	0	8	4.0	0	4	1.0
D.J. McAulay	1	1	6	0	6	6.0	0	6	6.0
R.J. Archer	11	1	0	1	-1	-1.0	0	0	-0.1
Mike Potts	6	1	0	9	-9	-9.0	0	0	-1.5
David Miller	11	1	0	12	-12	-12.0	0	0	-1.1
TEAM	7	4	0	19	-19	-4.8	0	0	-2.7
<b>Total.....</b>	<b>11</b>	<b>395</b>	<b>1650</b>	<b>351</b>	<b>1299</b>	<b>3.3</b>	<b>19</b>	<b>30</b>	<b>118.1</b>
<b>Opponents.....</b>	<b>11</b>	<b>514</b>	<b>2751</b>	<b>268</b>	<b>2483</b>	<b>4.8</b>	<b>33</b>	<b>48</b>	<b>225.7</b>

## INDIVIDUAL RECEIVING

Name	GP	No	Yds	Avg	TD	Long	Avg/G
Elliott Mack	11	46	849	18.5	5	73	77.2
R.J. Archer	11	39	451	11.6	1	34	41.0
Drew Atchison	11	34	475	14.0	6	50	43.2
Cameron Dohse	11	31	557	18.0	5	43	50.6
Rob Varno	11	11	115	10.5	0	32	10.5
Courtland Marriner	9	10	22	2.2	2	23	2.4
D.J. McAulay	1	7	162	23.1	1	40	162.0
Joe Nicholas	5	7	151	21.6	1	43	30.2
Eric Robertson	8	7	90	12.9	0	21	11.2
Graham Falbo	9	6	35	5.8	0	11	3.9
DeBrian Holmes	3	4	40	10.0	0	18	13.3
Marshall Dill	2	4	28	7.0	0	9	14.0
Tony Viola	8	4	18	4.5	0	10	2.2
Thomas Schonder	10	2	16	8.0	0	12	1.6
Terrence Riggins	3	2	8	4.0	0	5	2.7
Jake Phillips	11	1	25	25.0	0	25	2.3
Matt Otey	8	1	10	10.0	0	10	1.2
Terreon Conyers	1	1	7	7.0	0	7	7.0
<b>Total.....</b>	<b>11</b>	<b>217</b>	<b>3059</b>	<b>14.1</b>	<b>21</b>	<b>73</b>	<b>278.1</b>
<b>Opponents.....</b>	<b>11</b>	<b>168</b>	<b>1842</b>	<b>11.0</b>	<b>19</b>	<b>60</b>	<b>167.5</b>

## INDIVIDUAL DEFENSIVE LEADERS

	Name	GP	-----Tackles-----			TFL/Yds	-Sacks- No-Yds	-----Pass Def-----		---Fumbles---		Blkd Kick	Saf
			Solo	Ast	Total			Int-Yds	BrUp	FR-Yds	FF		
6	David Caldwell	11-10	61	46	107	6.5-18	1-9	2	1-9	1	.	.	
44	Josh Rutter	11-10	45	51	96	2.5-11	1.0-5	.	4	3-22	1	.	
17	Robert Livingston	11-10	42	34	76	1.0-2	.	6	.	.	.	.	
21	Michael Pigram	8-7	34	32	66	4.0-13	1.0-7	1-17	1	1-42	.	.	
97	Adrian Tracy	11-10	33	30	63	9.5-30	3.0-16	1-2	1	.	1	.	
13	Evan Francks	11-3	20	31	51	2.5-9	1.0-6	.	1	.	.	.	
37	Derek Cox	11-10	35	16	51	3.5-4	.	3-69	5	.	.	.	
95	C.J. Herbert	11-10	10	34	44	2.5-5	.	2	2	.	1	.	
93	Sean Lissemore	10-10	17	26	43	4.0-18	2.0-14	1-0	.	.	.	.	
35	Ryan Horvath	8-6	14	25	39	3.0-6	.	.	.	1	.	.	
	<b>Total.....</b>	<b>11-0</b>	<b>449</b>	<b>458</b>	<b>907</b>	<b>53-191</b>	<b>10-60</b>	<b>9-122</b>	<b>25</b>	<b>6-92</b>	<b>6</b>	<b>1</b>	
	<b>Opponents.....</b>	<b>11-0</b>	<b>409</b>	<b>398</b>	<b>807</b>	<b>78.0-352</b>	<b>31-214</b>	<b>7-82</b>	<b>58</b>	<b>12-23</b>	<b>13</b>	<b>3</b>	

## 2007 GAME-BY-GAME

Date	Time	Opponent	Att.	W&M		OPP		Offense			Defense						
				CCA	SN	CCA	SN	Run	Pass	Total	Passes	TO	Run	Pass	Total	Passes	TO
A30	L 31-49	Delaware	11,639			21	19	109	433	542	26-42-0	0	281	202	483	19-23-0	1
S8	W 63-16	at VMI	6,830					249	275	524	18-21-0	1	249	22	271	3-5-0	2
S15	W 48-41 (ot)	Liberty	9,329	rv	rv	rv	rv	171	353	524	21-30-0	1	182	203	385	25-37-2	2
S22	L 3-44	at Virginia Tech	66,233	rv	rv			5	257	262	19-46-3	3	133	154	287	15-27-0	0
S29	W 27-22	Towson	10,094	rv		rv		105	179	284	10-23-1	1	214	208	422	21-40-3	3
O6	L 24-63	at Villanova	8,721	rv		rv		70	391	461	26-48-0	3	233	272	505	22-28-0	0
O13	W 21-20	at Maine	7,122					136	243	379	24-38-0	0	249	125	374	11-19-0	0
O27	L 34-48	Massachusetts	10,178	rv		4	4	140	195	335	17-34-1	3	179	218	397	17-27-2	4
N3	L 14-38	at Hofstra	3,151	rv		20	20	125	138	263	16-27-1	3	160	196	356	15-17-0	0
N10	L 34-55	James Madison	12,259			15	16	102	253	355	17-27-0	0	371	89	460	9-16-0	1
N17	L 20-31	at Richmond	7,652			8	7	87	342	429	23-45-1	4	232	153	385	11-21-2	2



## CAA FOOTBALL NEWCOMERS

### DELAWARE

Name	Pos.	Ht./Wt.	Hometown/High School (Last School)
A.J. Bunton	WR	5-10\175	West Deptford, NJ/W. Deptford (Temple)
Marcus Burley	DB	5-10/160	Richmond, Va. / Highland Springs
Chad Davis	OL	6-4/285	Newark, Del. / Newark
Joe Havrilla	LB	6-0/185	Malvern, PA/Great Valley
Chris Johnson	WR	6-1/190	Monroe, NY/Monroe-Woodbury
Rob McDowell	OL	6-3/270	Silver Spring, Md. / DeMatha
Will Nagle	OL	6-4/270	Marshfield, MA/Marshfield
Louis Neblett	RB	6-0/180	Plainfield, NJ/Newark Academy
Rob Schoenhof	QB	6-6/245	Mason, OH/St. Xavier (Ohio State)
Logan Shultz	DT	6-3/275	Orrtanna, Pa. / Gettysburg
Nihja White	WR	6-2/200	Wayne, Pa. / Conestoga

### JAMES MADISON

Name	Pos.	Ht./Wt.	Hometown/High School (Last School)
Corwin Acker	RB	5-10/199	Landover, Md. / James Hubert Blake
Lue Akuak	DL/OL	6-3/270	Fort Belvoir, Va. / Hayfield (Fork Union)
Brian Barlow	TE	6-4/215	Stephens City, Va. / Sherando
Chris Beaver	LS/TE	6-2/235	Mooresville, N.C. / Mooresville
Taveion Cuffee	DB	5-11/180	Virginia Beach, Va. / First Colonial (Fork Union)
Aaron Harper	RB/LB	6-2/228	Fredericksburg, Va. / Courtland
Jonathan Holts	LB	6-1/205	Grottoes, Va./Spotswood
Josh Johnson	LB	6-2/220	Forestville, Md. / St. John's (Fork Union)
Aaron Reed	OL	6-5/310	Linville, Va./Broadway
Lee Reynolds	RB	5-10/190	Baltimore, Md./Baltimore Poly Tech
Justin Thorpe	QB	6-2/208	Richmond, Va. / Varina
Jamie Veney	LB	6-3/215	Kilmarnock, Va. / Lancaster (Fork Union)
Earl Watford	OL	6-5/275	Philadelphia, Pa. / Simon Gratz
Chase Williams	LB	5-11/215	Gaithersburg, Md. / Northwest
Richard Williams	OL	6-3/290	Danville, Va. / George Washington

### HOFSTRA

Name	Pos.	Ht./Wt.	Hometown/High School (Last School)
Cesar Alvarez	DE	6-2/208	Tampa, FL/Robinson
Elliott Antoine	DL	6-0/254	Newton, MA/
Quincy Barr	DL	6-4/230	Brandon, FL/Riverview
Darren Brownlee	WR	6-1/192	Boyd's, MD/Northwest (West Virginia)
Justine Buries	RB	6-0/211	Mesquite, TX/West Mesquite (N. Mexico State)
Matt Clerk	DE	6-2/212	Jersey City, NJ/Lincoln
Vaughn Davis	WR		Palm Bay, FL/
Chris Edmond	LB	5-10/197	Freeport, NY/Freeport (Nassau CC)
Tim Gallo	WR	5-10/175	Water Mill, NY/Milford Academy
Joe Garvey	DL	6-2/234	Holden, MA/Wachusett Regional (Golden W. JC)
Ron Green	WR	5-9/160	Washington, DC/Ballou
Gerald Guerrier	WR	5-9/187	Irvington, NJ/Irvington (New Mexico State)
Brian Hanly	K/P	6-1/175	Wyckoff, NJ/Don Bosco Prep
Johnny Hartsfield	DL	6-3/240	St. Petersburg, FL/Boca Ciega
Leslie Jackman	DB	5-11/179	Freeport, NY/Freeport (Rutgers)
Brock Jackolski	RB	5-11/188	Shirley, NY/William Floyd
Ray McDonough	DB	6-0/187	Los Angeles, CA/St. Francis (Glendale CC)
Kenny Munson	DB	5-10/185	Staten Island, NY/Tottenville/ Naval Academy Prep
Evans Nelson	LB	6-1/194	Queens Village, NY/Christ the King (LIU-C.W. Post)
Jordy Paulemon	OL	6-3/291	Brentwood, NY/Brentwood
John Perlaza	DL	6-2/232	North Babylon, NY/North Babylon
Anthony Polo	LB	5-11/204	Wantagh, NY/
Steve Probst	QB	6-4/200	North Massapequa, NY/Farmingdale
Joe Sidasaras	QB	6-3/218	Mastic Beach, NY/William Floyd
Rashad Swanson	DB	5-11/188	Antioch, CA/Dea Valley (City College of S.F.)
Chris Thomas	LB	6-1/200	Staten Island, NY/Curtis
Anthony Vernaglia	LB	6-3/234	Anaheim Hills, CA/Luthern (Notre Dame)
David Wilson	TE	6-6/210	Serone, PA/Upper Darby (Delaware County CC)

### MAINE

Name	Pos.	Ht./Wt.	Hometown/High School (Last School)
Doug Alston	DE	6-3/215	East Orange, N.J./Patterson
Pushaun Brown	TB	5-10/200	North Brunswick, N.J./North Brunswick
Donald Clark	OL/DL	6-4/275	Winslow, Maine/Winslow
Donte Dennis	LB	5-11/205	Rahway, N.J./Rahway
Kris Enslin	LB	6-4/225	Middletown, Del./Caravel Academy
Jeff Falvey	TE	6-5/225	Cicero, N.Y./Cicero-North Syracuse
Vinson Givans	LB	6-0/210	Cambridge, Mass./Cambridge, Rindge & Latin
Christopher Howley	OL	6-3/280	Runnemed, N.J./Triton
Michael Kuhn	DB	5-10/180	Martinsville, N.J./Immaculata
Eric Lee	DT	6-3/260	Changewater, N.J. (Dean Junior College)
Daniel Parker	WR	6-3/215	New Rochelle, N.Y./Cheshire Academy
Brent Rice	DT	6-3/250	Jersey City, N.J./Ferris
Jonas Rousseau	DE	6-2/230	Brooklyn, N.Y. (Nassau Community College)
Matthew Spearin	OL	6-2/275	Limington, Maine/Bonny Eagle
Joshua Sundquist	TE	6-4/225	Windham, Maine/Bridgton Academy
Justin Villacci	WR	5-8/170	Gorham, Maine/Gorham
Demetrius Washington-Ellison	WR	6-2/180	Rahway, N.J./Rahway
Jordan Waxman	K/P	6-0/185	Kitnersville, Pa./Quakertown
Garret Williamson	OL	6-3/245	Flemington, N.J./Hunterdon Central



# CAA FOOTBALL NEWCOMERS

## MASSACHUSETTS

Name	Pos.	Ht./Wt.	Hometown/High School (Last School)
Adedaji Adeoba	LB	6-0/205	Hollywood, Fla./Hollywood Hills
Chris Chamberlin	LB	6-2/240	South Easton, Mass./Oliver Ames/ Canterbury School (Conn.)
Julian Colarusso	WR	6-4/200	Quincy, Mass./Catholic Memorial
Korrey Davis	TB	5-10/185	Lynchburg, Va./Heritage
Kumar Davis	DB	6-0/205	Paterson, N.J./Eastside
*Corey Eason	DL	6-5/280	Mansfield, Mass./Mansfield/Boston College
Terrance Farris	LB	6-0/195	Mapleton, Ga./South Cobb/ Dean College (Mass.)
Kurt Filler	LB	6-3/210	Oakley, Calif./Freedom/College of San Mateo
Tyler Holmes	LB	6-0/195	Blacksburg, Va./Blacksburg
Raymond Jones	DL	6-4/275	Sicklerville, N.J./Woodrow Wilson/Delaware
Stephane Millhim	OL	6-4/300	Pembroke Pines, Fla./Charles Flanagan
Sean O'Connor	OL	6-6/275	Valhalla, N.Y./Iona Prep
Gilbert Parson	OL	6-5/310	New Milford, Conn./Canterbury School
Quinton Sales	OL	6-3/280	Fort Washington, Md./Friendly
Darren Thellen	DB	6-2/190	Brockton, Mass./Brockton
Charles Thompson	DL	6-3/290	Teaneck, N.J./Teaneck
*Warren Wilson	WR	6-1/180	Lawrence, Mass./New Hampton Prep (N.H.)/ Boston College

\*Enrolled at UMass Spring 2008

## NORTHEASTERN

Name	Pos.	Ht./Wt.	Hometown/High School (Last School)
Derrick Brisbane	LB	6-0/215	Newnan, Ga./Northgate
Matthew Carroll	QB	6-2/225	Kennett Square, Pa./Unionville
Jocquez Fears	DB	5-9/185	Fairburn, Ga./Creskide (Whitewater)
Edward Gosa	LB	6-2/200	Jonesboro, Ga./Banneker
Elijah Harris	DB	5-9/180	North Attleboro, Mass./North Attleboro
Erik Lichter	LB	5-11/205	Coconut Grove, Fla./Gulliver Preparatory
Steven Murray	DB	5-10/165	Ft. Washington, Md./Friendly
Brian Palangi	OL	6-4/286	Nahant, Mass./Swampscott
Jesse Sparks	WR	5-10/165	Cambridge, Mass./Cambridge Rindge & Latin
Martin Wallace	OL	6-6/285	New York, N.Y./Beacon School
Emmanuel Matthews	DB	6-0/175	Pittsburgh, Pa./Pittsburgh Central Catholic

## NEW HAMPSHIRE

Name	Pos.	Ht./Wt.	Hometown/High School (Last School)
Alan Buzbee	RB/LB	6-3/225	Chester Woods, N.J./Seton Hall Prep
Mike DiLima	OL/DL	6-5/285	Olney, Md./Our Lady of Good Council
Matt Evans	RB/LB	6-0/200	Hanover, Mass./Thayer Academy
Ken Howard	RB/LB	5-10/220	Plainfield, N.J./The Hun School
Josh Lane	OL/DL	6-2/275	Derry, N.H./Pinkerton Academy
Isaiah Martin	OL/DL	6-2/285	Pennsauken, N.J./Pennsauken
Walter McCarthy	OL/DL	6-5/240	Warwick, R.I./Milton Academy
Joey Orlando	WR/DB	5-10/175	Bethlehem, Pa./Liberty
Dontra Peters	RB/DB	6-0/180	Annapolis, Md./St. Mary's
Tyler Sargent	DB/RB	5-11/180	Fairview, Pa./Fairview
Jared Smith	DL/OL	6-4/275	Greencastle, Pa./Greencastle-Antrim
Matt Welch	QB/FS	6-5/210	Lowell, Mass./Lowell
Josh Vick	QB/FS	6-1/215	Apollo, Pa./Kiski Area
Chris Zarkoskie	OL/DL	6-2/290	West Caldwell, N.J./Seton Hall Prep

## RHODE ISLAND

Name	Pos.	Ht./Wt.	Hometown/High School (Last School)
Kyle Bogumil	TE	6-6/240	Mountain Top, Pa./Crestwood
Tyquan Bynum	WR	6-2/195	Lancaster, Pa./Conestoga Valley (Milford Academy)
Devon Dace	WR	5-10/180	St. Louis, Mo./Webster Groves (Salisbury School)
Kyle Elliot	QB	6-3/215	Cresskill, N.J./Cresskill
Michael Farr	OL	6-3/310	Cornwall on Hudson, N.J./Don Bosco Prep (Navy Prep)
Louis Feinstein	K	5-10/185	Irvine, Calif./University
Jason Foster	OL	6-4/270	East Pittsford, Vt./Mt. St. Joseph Academy (Bridgton Academy)
Matt Greenhalgh	OL	6-2/275	Chepachet, R.I./Ponaganset
Michael Gross	OL/DL	6-4/280	North Arlington, N.J./North Arlington
Brandon Johnson-Farrell	WR	5-10/180	Odenton, Md./Arundel
John Kilpatrick	DL/TE	6-4/260	Clarks Summit, Pa./Abington Heights
Matt Kolojechick	RB	5-10/180	Plymouth, Pa./Wyoming Valley West
Ryan Lawrence	RB	5-9/185	Bloomfield, N.J./Bloomfield
Chenry Lewis	DE/LB	6-1/230	Paterson, N.J./Paterson Catholic (Rutgers)
Marc Lucarini	QB	6-2/200	Laurel Springs, N.J./Camden Catholic
Joe Migliarese	TE/WR	6-4/215	Blue Bell, Pa./La Salle College
Phil Morman	FB/LB	6-2/220	Cresskill, N.J./Cresskill
Josh Previte	DT	6-1/290	Brockton, Mass./Brockton
Matt Rae	DT	6-4/240	York, Pa./Dallastown Area
Matt Sheard	LB	6-2/230	Mt. Laurel, N.J./Camden Catholic
James Taylor	LB	6-2/220	Westwood, N.J./Westwood
Robert Walker	S	6-2/205	New Haven, Conn./Hyde Leadership School (Cheshire Academy)
Ronald Woodley	CB	6-0/185	East Providence, R.I./East Providence



## CAA FOOTBALL NEWCOMERS

### RICHMOND

Name	Pos.	Ht./Wt.	Hometown/High School (Last School)
Harry Lee Daniel	WR	6-1/190	Richmond, Va. / Highland Springs
Christian Edwards	RB	6-0/205	Huntington, W.Va./ Cabell Midland (Hargrave Military Academy)
Kevin Finney	TE	6-5/215	Lake Bluff, Ill. / Lake Forest
Darryl Hamilton	S	5-10/185	Centreville, Va. / Centreville
Nick Hicks	QB	6-1/195	Marietta, Ga. / Kell
Chris James	DE	6-4/220	Charlotte, N.C. / Charlotte Christian Academy
John Laub	QB	6-2/190	Coplay, Pa. / Parkland
Derek Mayo	LB	5-10/215	Hampton, Va. / Kecoughtan
Darius McMillan	LB	6-0/215	Hampton, Va. / Phoebus
Lee Rose	FB	6-0/225	Charlotte, N.C. / Charlotte Christian Academy
Garret Wilkins	RB	5-10/175	Oviedo, Fla. / Oviedo
Pierre Wynn	LB	6-2/220	Hampton, Va. / Hampton

### VILLANOVA

Name	Pos.	Ht./Wt.	Hometown/High School (Last School)
Donald Davis	DL	6-4/250	Glassboro, N.J./ Glassboro
Lawrence Doss	RB	5-8/175	Bellflower, Calif./ St. John Bosco
Chidozie Ekweozor	OL	6-5/280	Spring Valley, Calif./ Mount Miguel
Delano Ferguson	LB	6-1/225	Silver Spring, Md./ John F. Kennedy
John Jackson	TE	6-4/245	Warrington, Pa./ Central Bucks South
Larry Jackson	WR	6-6/220	Ft. Lauderdale, Fla./ Cardinal Gibbons
Chris Johnson	QB	6-1/200	Philadelphia, Pa./ Roman Catholic
Marlon Johnson	DE	6-4/250	Baltimore, Md./ St. Mary's
Joe Makoid	DL	6-0/245	Warminster, Pa./ Archbishop Wood
Vince Peterson	DB	6-1/185	Warren, Ohio/ Howland
Jimmy Pitts	DB	6-1/180	Montclair, N.J./ Montclair
Travis Poston	OL	6-6/310	Horsham, Pa./ Hatboro-Horsham
Joshua Potts	DB	5-10/190	Harrisburg, Pa./ Harrisburg
Jeremy Rodriguez	LB	6-2/200	Laureldale, Pa./ Muhlenburg
Dorian Wells	WR	5-9/180	West Covina, Calif./ South Hills
Norman White	WR	6-4/200	Hammonton, N.J./ St. Joseph's
Nick Yako	PK	5-11/195	Cleveland, Ohio/ St. Ignatius

### TOWSON

Name	Pos.	Ht./Wt.	Hometown/High School (Last School)
Dan Atwood	DB	6-0/190	Gaithersburg, Md./Gaithersburg
Erron Banks	WR	6-1/170	Bound Brook, N.J./Bound Brook
Colin Bass	OL	6-6/256	Frederick, Md./Thomas Johnson
Frank Beltre	LB	6-3/215	Randolph, N.J./Randolph
Brian Boateng-Botwe	LB	6-1/232	Burtonsville, Md./Gaithersburg
Dominique Booker	WR	5-11/180	Richmond, Va./Hermitage
Justin Carr	CB	5-11/170	Richmond, Va./Hermitage
Todd Cox	LB	6-2/225	New Market, Md./Linganore
Tremayne Dameron	RB	5-11/195	King George, Va./King George
Tim Farley	OG	6-4/285	Lancaster, Pa./Manheim Township
Henry Glackin	OT	6-6/265	Quarryville, Pa./Solanco
Darius Hill	LB	6-1/210	Silver Spring, Md./Springbrook
Mike Hurley	DE	6-3/250	Old Tappan, N.J./ Old Tappan
Matt Morgan	TE	6-3/232	Horseheads, N.Y./Horseheads
Rob Osborne	DT	6-0/270	Germantown, Md./Clarksburg
Brian Potts	QB	6-4/202	Middletown, Del./Caravel Academy
Trevor Walker	RB	5-10/180	Bensalem, Pa./The Pennington School
Danzel White	LB	6-1/208	Manassas, Va./C.D. Hylton
Tony Zaccarelli	TE	6-3/230	LaPlata, Md./Westlake

### WILLIAM AND MARY

Name	Pos.	Ht./Wt.	Hometown/High School (Last School)
Dante Cook	RB/LB	5-11/200	Fredericksburg, Va./Stafford
Omar Francis	DB	5-11/205	Pennington, N.J./Pennington School
Alex Gottlieb	TE	6-3/230	Delray Beach, Fla./American Heritage School
Jonathan Grimes	RB	5-10/206	Palmyra, N.J./Paul VI
Robbie Gumbita	OL	6-4/285	Mt. Pleasant, Pa./Mount Pleasant
Chris Johnson	DE	6-3/230	Virginia Beach, Va./Tallwood
Nolan Kearney	QB	6-4/225	Glenmoore, Pa./Downingtown West
Michael Salazar	OL	6-5/296	Lawrenceville, N.J./The Hun School
C.J. Thomas	WR	6-2/210	Mount Airy, Md./Linganore
Josh Thompson	DL	6-2/295	Charlotte, N.C./Charlotte Christian School
Brian Thompson	DB/WR	5-11/185	Somerset, N.J./Franklin
William "BW" Webb	DB	5-11/175	Newport News, Va./Warwick



### 2007 CAA FOOTBALL STANDINGS

NORTH DIVISION	-----CONFERENCE-----				-----OVERALL-----				Home	Away	Neutral	vs. Div	Streak
	W-L	Pct.	PF	PA	W-L	Pct.	PF	PA					
Massachusetts*#	7-1	.875	238	109	10-3	.769	403	249	6-0	4-3	0-0	4-1	Lost 1
Hofstra	4-4	.500	203	191	7-4	.636	296	249	4-2	3-2	0-0	2-3	Lost 2
New Hampshire#	4-4	.500	245	227	7-5	.583	429	352	5-1	2-4	0-0	3-2	Lost 1
Maine	3-5	.375	142	187	4-7	.364	186	269	3-2	1-5	0-0	2-3	Lost 1
Northeastern	2-6	.250	165	223	3-8	.273	228	360	2-3	1-5	0-0	2-3	Lost 1
Rhode Island	2-6	.250	149	227	3-8	.273	228	360	2-3	1-5	0-0	2-3	Won 1
<b>SOUTH DIVISION</b>	<b>W-L</b>	<b>Pct.</b>	<b>PF</b>	<b>PA</b>	<b>W-L</b>	<b>Pct.</b>	<b>PF</b>	<b>PA</b>	<b>Home</b>	<b>Away</b>	<b>Neutral</b>	<b>vs. Div</b>	<b>Streak</b>
Richmond*#S	7-1	.875	298	200	11-3	.786	489	334	6-0	5-3	0-0	4-1	Lost 1
James Madison#	6-2	.750	269	173	8-4	.667	400	265	5-1	3-3	0-0	3-2	Lost 1
Delaware#S!	5-3	.625	277	214	11-4	.733	543	387	6-1	5-2	0-1	3-2	Lost 1
Villanova	5-3	.625	210	196	7-4	.636	288	261	5-0	2-4	0-0	3-2	Won 2
William and Mary	2-6	.250	205	326	4-7	.364	319	427	2-3	2-4	0-0	1-4	Lost 4
Towson	1-7	.125	106	184	3-8	.273	171	242	2-3	1-5	0-0	1-4	Lost 5

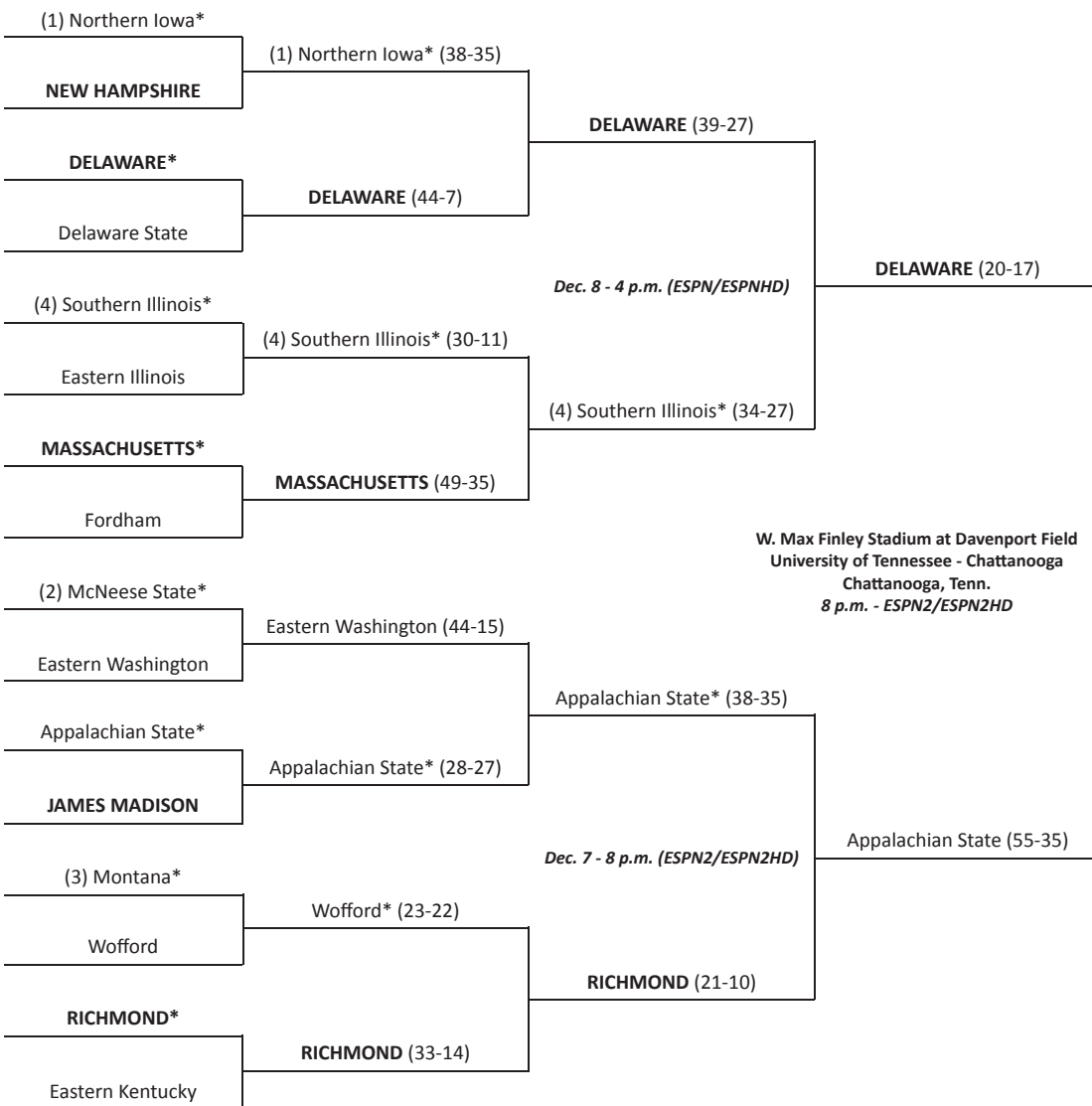
\* - CAA Football Champion  
 # - NCAA Division I Football Championship Participant  
 S - NCAA Division I Football Championship Semifinalist  
 ! - NCAA Division I Football Championship Finalist

#### First Round, Nov. 23/24

#### Quarterfinals, Dec. 1

#### Semifinals, Dec. 7/8

#### Final, Dec. 14



\* denotes host institution  
 First round, quarterfinal and semifinal games will be played on campus sites



## 2007 CAA FOOTBALL MAJOR AWARDS

(as voted on by the head coaches)

### OFFENSIVE PLAYERS OF THE YEAR

Joe Flacco, Delaware, Sr., QB, Audobon, N.J.  
Ricky Santos, New Hampshire, Sr., QB, Bellingham, Mass.

### DEFENSIVE PLAYER OF THE YEAR

Tony LeZotte, James Madison, Sr., S, Augusta, Ga.

### SPECIAL TEAMS PLAYER OF THE YEAR

Justin Rogers, Richmond, Fr., KR, Baton Rouge, La.

### OFFENSIVE ROOKIE OF THE YEAR

Kevin Grayson, Richmond, Fr., WR, Richmond, Va.

### DEFENSIVE ROOKIE OF THE YEAR

Eric McBride, Richmond, Fr., LB, Richmond, Va.

### COACH OF THE YEAR

Dave Clawson, Richmond, Fourth Season

### STUDENT-ATHLETES OF THE YEAR

Mike Byrne, Delaware, Sr., OL, Lititz, Pa.  
Matt Sherry, Villanova, Sr., TE, Rumford, R.I.

## 2007 ALL-CAA FOOTBALL FIRST TEAM

(as voted on by the head coaches)

### OFFENSE

Position	Player	School	Class
QB	Joe Flacco	Delaware	Senior
QB	Ricky Santos	New Hampshire	Senior
RB	Omar Cuff	Delaware	Senior
RB	Tim Hightower	Richmond	Senior
RB	Maurice Murray	Northeastern	Senior
FB/HB	Joe Casey	Rhode Island	Junior
WR	Keith Levan	New Hampshire	Senior
WR	Aaron Love	Delaware	Junior
WR	JJ Moore	Massachusetts	Senior
WR	Charles Sullivan	Hofstra	Senior
TE	Matt Sherry	Villanova	Senior
OL	Matt Austin	Massachusetts	Senior
OL	Mike Byrne	Delaware	Senior
OL	Nick Couturier	New Hampshire	Senior
OL	Kheon Hendricks	Delaware	Junior
OL	Scott Lemn	James Madison	Junior
PK	Jon Striefsky	Delaware	Junior
KR	Justin Rogers	Richmond	Freshman
PR	Anthony Nelson	Hofstra	Freshman

### DEFENSE

Position	Player	School	Class
DL	John Baranowsky	James Madison	Senior
DL	Jovan Belcher	Maine	Junior
DL	David Burris	Massachusetts	Senior
DL	Lawrence Sidbury	Richmond	Junior
LB	Brian Bradford	Towson	Senior
LB	Jason Hatchell	Massachusetts	Senior
LB	Gian Villante	Hofstra	Senior
LB	Charles Walker	Massachusetts	Senior
CB	Courtney Robinson	Massachusetts	Junior
CB	Sean Smalls	Massachusetts	Junior
S	Tony LeZotte	James Madison	Senior
S	Jeff Pammer	New Hampshire	Senior
P	Bryan Giannecchini	Rhode Island	Senior

## 2007 ALL-CAA FOOTBALL SECOND TEAM

(as voted on by the head coaches)

### OFFENSE

Position	Player	School	Class
QB	Liam Coen	Massachusetts	Junior
QB	Rodney Landers	James Madison	Junior
RB	Kareem Huggins	Hofstra	Senior
RB	Matt Lawrence	Massachusetts	Senior
FB/HB	John Crone	Richmond	Junior
WR	Kevin Grayson	Richmond	Freshman
WR	Marcus Lee	Towson	Junior
WR	Rasheed Rancher	Massachusetts	Senior
TE	Brian Mandeville	Northeastern	Junior
OL	Sean Calicchio	Massachusetts	Junior
OL	Ryan Canary	Maine	Junior
OL	Matt McCracken	Richmond	Sophomore
OL	Kevin Newhall	Northeastern	Sophomore
OL	Mark Stolte	Rhode Island	Senior
PK	David Stannard	James Madison	Junior
KR	Kareem Huggins	Hofstra	Senior
PR	Derek Hatcher	Richmond	Sophomore

### DEFENSE

Position	Player	School	Class
DL	Hassan Abdul-Wahid	James Madison	Junior
DL	Tim Kukucka	Villanova	Sophomore
DL	Shemiah LeGrande	Hofstra	Senior
DL	Ken Sussman	Hofstra	Senior
LB	Justin Barnes	James Madison	Senior
LB	Andrew Downey	Maine	Junior
LB	Husain Karim	New Hampshire	Senior
LB	Eric McBride	Richmond	Freshman
CB	John Clements	New Hampshire	Junior
CB	Ki'Ameer Johnson	Rhode Island	Junior
CB	Evan McCollough	James Madison	Junior
S	David Darby	Hofstra	Senior
S	Stephen Howell	Richmond	Senior
P	Tom Bishop	New Hampshire	Junior

## 2007 ALL-CAA FOOTBALL THIRD TEAM

(as voted on by the head coaches)

### OFFENSE

QB: Jake Phillips, William and Mary; RB: Matt Dicken, Villanova; RB: Jhamal Fluellen, Maine; WR: LC Baker, James Madison; WR: Elliott Mack, William and Mary; WR: Kervin Michaud, Delaware; TE: Scott Sicko, New Hampshire; OL: Terrence Apled, James Madison; OL: Rich Beverley, Delaware; OL: Shawn Demaray, Maine; OL: Nick Diana, Massachusetts; OL: Brad Stewart, William and Mary; PK: Chris Koepplin, Massachusetts; KR: Courtney Robinson, Massachusetts; PR: LC Baker, James Madison.

### DEFENSE

DL: Brandon Collier, Massachusetts; DL: Bruno Dorismond, Maine; DL: Matt Marcovelle, Delaware; DL: Marvin Wright, New Hampshire; LB: Stanley Gutierrez, Hofstra; LB: Collin McConaghy, Richmond; LB: Joe Mele, Northeastern; LB: Osayi Osunde, Villanova; CB: Derek Cox, William and Mary; CB: Seth Williams, Richmond; S: Drew Mack, Towson; S: Jeromy Miles, Massachusetts; P: Jason Pritchard, James Madison.



### CAA FOOTBALL IN THE 2007 POLLS

#### FCS Coaches (CCA) Top 25 (Final)

No.	Team	Record	Points
1.	Appalachian State (27)	(13-2)	696
2.	<b>Delaware</b>	<b>(11-4)</b>	<b>653</b>
3.	Southern Illinois	(12-2)	618
4.	<b>Richmond</b>	<b>(11-3)</b>	<b>599</b>
5.	Northern Iowa (1)	(12-1)	571
6.	<b>Massachusetts</b>	<b>(10-3)</b>	<b>508</b>
7.	<b>James Madison</b>	<b>(8-4)</b>	<b>500</b>
8.	Eastern Washington	(9-4)	464
9.	North Dakota State	(10-1)	460
10.	Wofford	(9-4)	449
11.	McNeese State	(11-1)	434
12.	Montana	(11-1)	418
13.	Eastern Kentucky	(9-3)	337
14.	<b>New Hampshire</b>	<b>(7-5)</b>	<b>327</b>
15.	Eastern Illinois	(8-4)	251
16.	Delaware State	(10-2)	237
17.	Youngstown State	(7-4)	208
18.	Georgia Southern	(7-4)	181
19.	Fordham	(8-4)	169
20.	Harvard	(8-2)	136
21.	Yale	(9-1)	124
22.	South Dakota State	(7-4)	116
23.	Elon	(7-4)	107
24.	Grambling State	(8-4)	96
25.	Dayton	(11-1)	79

**Others receiving votes:** Cal Poly (60), Villanova (51), Hofstra (42), Western Illinois (30), The Citadel (24), Jackson State (19), Albany (18), Liberty (18), Montana State (15), Norfolk State (15), Furman (14), Sam Houston State (11), South Carolina State (9), San Diego (8), Prairie View A&M (7), Alabama A&M (6), Hampton (5), Holy Cross (4), Southern (3), Georgetown (2), Central Arkansas (1).

#### Sports Network Top 25 (Final)

No.	Team	Record	Points
1.	Appalachian State (119)	13-2	2,950
2.	<b>Delaware</b>	<b>11-4</b>	<b>2,809</b>
3.	Southern Illinois	12-2	2,630
4.	Northern Iowa	12-1	2,519
5.	<b>Richmond</b>	<b>11-3</b>	<b>2,507</b>
6.	Wofford	9-4	2,466
7.	<b>Massachusetts</b>	<b>10-3</b>	<b>2,096</b>
8.	Eastern Washington	9-4	2,019
9.	North Dakota State	10-1	1,957
10.	Montana	11-1	1,953
11.	McNeese State	11-1	1,853
12.	<b>James Madison</b>	<b>8-4</b>	<b>1,777</b>
13.	Eastern Kentucky	9-3	1,481
14.	<b>New Hampshire</b>	<b>7-5</b>	<b>1,289</b>
15.	Delaware State	10-2	1,112
16.	Youngstown State	7-4	1,014
17.	Georgia Southern	7-4	954
18.	Eastern Illinois	8-4	920
19.	South Dakota State	7-4	548
20.	Fordham	8-4	548
21.	Harvard	8-2	527
22.	Yale	9-1	464
23.	Elon	7-4	418
24.	Cal Poly	7-4	416
25.	Grambling State	8-4	288

**Others receiving votes:** Villanova 263, The Citadel 181, Hofstra 134, Dayton 147, Norfolk State 118, Jackson State 77, Western Illinois 69, Liberty 44, Southern 42, Furman 35, San Diego 15, Hampton 13, Alabama A&M 12, South Carolina State 11, Colgate 10, Prairie View 9, Sam Houston State 8, Nicholls State 6, Jacksonville State 5, Northern Arizona 4, Central Arkansas 3, Holy Cross 2.

#### CONFERENCE RANKINGS (Final)

	CCA	SN
<b>Big Sky</b>	2	2
Eastern Washington, Montana		
<b>CAA Football</b>	5	5
Delaware, James Madison, Massachusetts, New Hampshire, Richmond		
<b>Gateway</b>	3	3
Northern Iowa, Southern Illinois, Youngstown State		
<b>Great West</b>	2	3
Cal Poly, North Dakota State, South Dakota State		
<b>Ivy</b>	2	2
Harvard, Yale		
<b>Mid-Eastern</b>	1	1
Delaware State		
<b>Ohio Valley</b>	2	2
Eastern Illinois, Eastern Kentucky		
<b>Patriot</b>	1	1
Fordham		
<b>Pioneer</b>	1	--
Dayton		
<b>Southern</b>	4	4
Appalachian State, Elon, Georgia Southern, Wofford		
<b>Southland</b>	1	1
McNeese State		
<b>Southwestern</b>	1	1
Grambling State		

### 2007 WEEK-BY-WEEK/TEAM-BY-TEAM TOP-25 BREAKDOWN

(FCS Coaches/Sports Network)

	UD	HOF	JMU	UM	UMass	UNH	NU	URI	UR	TU	VU	WM
Pre	21/19	-/-	7/8	-/rv	3/3	5/6	-/rv	-/-	-/rv	-/rv	-/rv	-/-
Sept. 3	13/13	-/-	11/10	rv/rv	3/2	5/5	-/-	-/-	rv/rv	rv/rv	rv/-	-/-
Sept. 10	11/10	20/19	7/9	-/rv	2/3	12/12	-/-	rv/rv	rv/rv	rv/23	rv/rv	rv/-
Sept. 17	11/11	16/15	9/8	-/-	3/3	10/10	-/rv	-/-	rv/rv	rv/rv	rv/rv	rv/rv
Sept. 24	12/12	14/14	9/9	-/-	2/2	11/11	-/-	-/-	25/25	-/rv	rv/rv	rv/-
Oct. 1	11/11	12/12	9/9	-/-	3/4	14/15	-/-	-/-	15/14	-/rv	-/rv	rv/-
Oct. 8	15/15	10/10	9/9	-/-	4/4	11/13	-/-	-/-	20/20	rv/rv	rv/rv	-/-
Oct. 15	13/14	9/10	8/8	-/-	4/4	11/11	-/-	-/-	18/18	-/-	rv/rv	rv/-
Oct. 22	8/9	15/15	6/6	-/-	4/4	9/8	-/-	-/-	14/14	-/-	rv/rv	rv/-
Oct. 29	7/7	20/20	12/12	-/-	4/3	8/8	-/-	-/-	11/11	-/-	25/23	rv/-
Nov. 5	6/6	18/18	15/16	-/-	9/8	14/14	-/rv	-/rv	8/9	-/-	rv/rv	-/-
Nov. 12	9/9	22/22	13/14	-/-	7/8	19/20	rv/-	-/-	8/7	-/-	rv/rv	-/-
Nov. 19	13/13	rv/rv	9/12	-/-	7/7	15/17	-/-	-/-	8/6	-/-	rv/rv	-/-
Final	2/2	rv/rv	7/12	-/-	6/7	14/14	-/-	-/-	4/5	-/-	rv/rv	-/-



## CAA FOOTBALL VERSUS THE NATION

### 2007 CAA FOOTBALL NON-CONFERENCE RECORD

[30-17 (.638)]

Conference	2007			2006	Pct.
	Games	W-L	Pct.		
ACC (BCS) <i>North Carolina 37, James Madison 14; Maryland 31, Villanova 14; Virginia Tech 44, William and Mary 3; Boston College 24, Massachusetts 14</i>	4	0-4	.000	1-3	.250
Big East (BCS) <i>Connecticut 38, Maine 0</i>	1	0-1	.000	0-1	.000
Big Sky (FCS)				1-0	1.000
Big South (FCS) <i>William and Mary 63, VMI 16; James Madison 45, VMI 17; William and Mary 48, Liberty 41 (ot); James Madison 45, Coastal Carolina 10</i>	4	4-0	1.000	5-0	1.000
Big Ten (BCS) <i>Northwestern 27, Northeastern 0</i>	1	0-1	.000	1-0	1.000
Conference USA (BCS) <i>New Hampshire 48, Marshall 35</i>	1	1-0	1.000	0-2	.000
Gateway (FCS) <i>Northern Iowa 38, New Hampshire 35; Delaware 39, Northern Iowa 27; Southern Illinois 34, Massachusetts 27; Delaware 29, Southern Illinois 17</i>	4	2-2	.500	0-2	.000
Great West (FCS) <i>UC Davis 28, Northeastern 10</i>	1	0-1	.000	0-1	.000
FCS Independents <i>Hofstra 33, Stony Brook 28; Richmond 42, Stony Brook 0; Stony Brook 30, Maine 23 (ot)</i>	3	2-1	.667	0-0	--
FBS Independents <i>Army 14, Rhode Island 7 (ot); Delaware 59, Navy 52</i>	2	1-1	.500	0-1	.000
Ivy League (FCS) <i>New Hampshire 52, Dartmouth 31; Villanova 34, Penn 14; Rhode Island 49, Brown 42 (ot)</i>	3	3-0	1.000	3-0	1.000
Metro Atlantic (FCS) <i>New Hampshire 49, Iona 21</i>	1	1-0	1.000	0-0	--
Mid-Eastern (FCS) <i>Towson 28, Morgan State 21; Delaware 44, Delaware State 7</i>	2	2-0	1.000	2-0	1.000
Northeast (FCS) <i>Towson 20, Central Connecticut State 10; Maine 21, Monmouth 14; Hofstra 28, Albany 13; Delaware 42, Monmouth 7</i>	4	4-0	1.000	3-1	.750
Ohio Valley (FCS) <i>Richmond 31, Eastern Kentucky 14</i>	1	1-0	1.000	0-0	--
Patriot (FCS) <i>Massachusetts 40, Holy Cross 30; Fordham 27, Rhode Island 23; Massachusetts 35, Colgate 17; Villanova 30, Lehigh 20; Richmond 45, Bucknell 14; Colgate 27, Towson 17; Massachusetts 49, Fordham 35</i>	7	5-2	.714	4-1	.800
SEC (BCS) <i>Vanderbilt 41, Richmond 17</i>	1	0-1	.000	0-0	--
Southern (FCS) <i>Hofstra 32, Furman 17; Appalachian State 28, James Madison 27; Richmond 21, Wofford 10; Appalachian State 55, Richmond, 35; Appalachian State 49, Delaware 21</i>	5	2-3	.400	1-3	.250
Southland (FCS) <i>Northeastern 42, Northwestern State 14</i>	1	1-0	1.000	0-0	--
Division II <i>Delaware 41, West Chester 14</i>	1	1-0	1.000	3-0	.000
<b>CAA Football vs. FCS</b>	<b>36</b>	<b>27-9</b>	<b>.750</b>	<b>19-8</b>	<b>.703</b>

### 2007 CAA FOOTBALL NON-CONFERENCE RECORD

(Since 2002)

Year	Overall			Playoffs	
	Games	W-L	Pct.	W-L	Pct.
2002	36	24-12	.667	3-3	.500
2003	36	24-12	.667	4-1	.800
2004	47	32-15	.681	8-3	.727
2005	40	25-15	.625	2-2	.500
2006	39	24-15	.615	4-3	.571
2007	47	30-17	.638	6-5	.545
<b>TOTALS</b>	<b>245</b>	<b>159-86</b>	<b>.649</b>	<b>27-17</b>	<b>.614</b>



### CAA FOOTBALL ALL-TIME VICTORIES OVER BCS-FBS OPPONENTS

(Since 1997)

YEAR	CAA School	BCS-FBS Opponent	Score	Date
1998	William and Mary	Temple	45-38	Oct. 3
1999	Connecticut	Buffalo	23-0	Sept. 18
2000	Northeastern	Connecticut	35-27	Sept. 23
2000	Richmond	Arkansas State	30-27	Sept. 30
2000	Rhode Island	Connecticut	26-21	Nov. 11
2002	Villanova	Rutgers	37-19	Aug. 31
2002	Northeastern	Ohio	31-0	Sept. 7
2003	Villanova	Temple	23-20 (2ot)	Sept. 6
2003	Delaware	Navy	21-17	Oct. 25
2004	New Hampshire	Rutgers	35-24	Sept. 11
2004	Maine	Mississippi State	9-7	Sept. 18
2006	Richmond	Duke	13-0	Sept. 2
2006	New Hampshire	Northwestern	34-17	Sept. 9
2007	New Hampshire	Marshall	48-35	Sept. 15
2007	Delaware	Navy	59-52	Oct. 27

CAA Football Record against BCS-FBS Opponents (Since 1997) 15-56 (.211)

### CAA FOOTBALL -- NORTH DIVISION VS. SOUTH DIVISION

(Since 2004)

NORTH vs. south	W	L	T	Pct.	SOUTH vs. north	W	L	T	Pct.
Massachusetts	9	3	0	.750	James Madison	11	1	0	.917
New Hampshire	7	5	0	.583	Richmond	8	4	0	.667
Maine	6	6	0	.500	William and Mary	6	6	0	.500
Hofstra	5	7	0	.417	Delaware	6	6	0	.500
Northeastern	4	8	0	.333	Villanova	5	7	0	.417
Rhode Island	3	9	0	.250	Towson	2	10	0	.167
<b>TOTALS</b>	<b>34</b>	<b>38</b>	<b>0</b>	<b>.472</b>	<b>TOTALS</b>	<b>38</b>	<b>34</b>	<b>0</b>	<b>.528</b>



## CAA FOOTBALL 2007 WEEKLY HONORS

### CAA FOOTBALL OFFENSIVE PLAYER OF THE WEEK

Sept. 3 \_\_\_\_\_ Omar Cuff, Delaware, RB  
 Sept. 10 \_\_\_\_\_ Tim Hightower, Richmond, RB  
 Sept. 17 \_\_\_\_\_ Ricky Santos, New Hampshire, QB  
 Sept. 24 \_\_\_\_\_ Tim Hightower, Richmond, RB  
 Oct. 1 \_\_\_\_\_ Rodney Landers, James Madison, QB  
 Oct. 8 \_\_\_\_\_ Sean Schaefer, Towson, QB  
 Oct. 15 \_\_\_\_\_ Rodney Landers, James Madison, QB  
 Oct. 22 \_\_\_\_\_ Ricky Santos, New Hampshire, QB  
 Oct. 29 \_\_\_\_\_ Joe Flacco, Delaware, QB  
 Nov. 5 \_\_\_\_\_ Maurice Murray, Northeastern, RB  
 Nov. 12 \_\_\_\_\_ Eric Ward, Richmond, QB  
 Nov. 19 \_\_\_\_\_ J.J. Moore, Massachusetts, WR  
 \_\_\_\_\_ Ricky Santos, New Hampshire, QB

### CAA FOOTBALL SPECIAL TEAMS PLAYER OF THE WEEK

Sept. 3 \_\_\_\_\_ Courtney Robinson, Massachusetts, KR  
 Sept. 10 \_\_\_\_\_ Rob Zarrilli, Hofstra, PK  
 Sept. 17 \_\_\_\_\_ Brian Pate, William and Mary, PK  
 Sept. 24 \_\_\_\_\_ Mike Boyle, New Hampshire, KR  
 Oct. 1 \_\_\_\_\_ Justin Rogers, Richmond, KR  
 Oct. 8 \_\_\_\_\_ Kareem Huggins, Hofstra, KR  
 Oct. 15 \_\_\_\_\_ Derek Hatcher, Richmond, PR  
 Oct. 22 \_\_\_\_\_ Kareem Huggins, Hofstra, KR  
 Oct. 29 \_\_\_\_\_ Angelo Babbaro, Villanova, KR  
 Nov. 5 \_\_\_\_\_ Jon Striefsky, Delaware, PK  
 Nov. 12 \_\_\_\_\_ Chris Koepplin, Massachusetts, PK  
 Nov. 19 \_\_\_\_\_ Scotty McGee, James Madison, KR

### CAA FOOTBALL DEFENSIVE PLAYER OF THE WEEK

Sept. 3 \_\_\_\_\_ Brian Bradford, Towson, LB  
 Sept. 10 \_\_\_\_\_ Justin Barnes, James Madison, LB  
 \_\_\_\_\_ Gian Villante, Hofstra, LB  
 Sept. 17 \_\_\_\_\_ Stanley Gutierrez, Hofstra, LB  
 Sept. 24 \_\_\_\_\_ Matt Marcorelle, Delaware, DL  
 Oct. 1 \_\_\_\_\_ Derek Cox, William and Mary, DB  
 Oct. 8 \_\_\_\_\_ Greg Miller, Villanova, DL  
 Oct. 15 \_\_\_\_\_ Gian Villante, Hofstra, LB  
 Oct. 22 \_\_\_\_\_ Eric McBride, Richmond, LB  
 Oct. 29 \_\_\_\_\_ Stephen Howell, Richmond, DB  
 Nov. 5 \_\_\_\_\_ Jovan Belcher, Maine, DL  
 Nov. 12 \_\_\_\_\_ Jovan Belcher, Maine, DL  
 \_\_\_\_\_ Tim Kukucka, Villanova, DL  
 Nov. 19 \_\_\_\_\_ John Baranowsky, James Madison, DL

### CAA FOOTBALL ROOKIE OF THE WEEK

Sept. 3 \_\_\_\_\_ Justin Rogers, Richmond, KR  
 Sept. 10 \_\_\_\_\_ Phillip Thaxton, Delaware, RB  
 Sept. 17 \_\_\_\_\_ Anthony Walters, Delaware, DB  
 Sept. 24 \_\_\_\_\_ John Dempsey, Villanova, DB  
 Oct. 1 \_\_\_\_\_ Cody Cipalla, Delaware, DB  
 Oct. 8 \_\_\_\_\_ R.J. Toman, New Hampshire, QB  
 Oct. 15 \_\_\_\_\_ Cameron Dohse, William and Mary, WR  
 Oct. 22 \_\_\_\_\_ Adam Abramowitz, Richmond, DL  
 Oct. 29 \_\_\_\_\_ Martel Moody, Villanova, DB  
 Nov. 5 \_\_\_\_\_ Griff Yancey, James Madison, RB  
 Nov. 12 \_\_\_\_\_ Griff Yancey, James Madison, RB  
 Nov. 19 \_\_\_\_\_ Terence Thomas, Villanova, LB

## CAREER CAA FOOTBALL WEEKLY AWARD LEADERS

(Since 2007)

**3 - Ricky Santos (New Hampshire, QB)**

**2 - Jovan Belcher (Maine, DL); Tim Hightower (Richmond, RB); Kareem Huggins (Hofstra, KR); Rodney Landers (James Madison, QB); Justin Rogers (Richmond, KR); Gian Villante (Hofstra, LB); Griff Yancey (James Madison, RB)**

**1 - Adam Abramowitz (Richmond, DL); Angelo Babbaro (Villanova, KR), John Baranowsky (James Madison, DL); Justin Barnes (James Madison, LB); Mike Boyle (New Hampshire, KR); Brian Bradford (Towson, LB); Cody Cipalla (Delaware, DB); Derek Cox (William and Mary, DB); Omar Cuff (Delaware, RB); John Dempsey (Villanova, DB); Cameron Dohse (William and Mary, WR); Joe Flacco (Delaware, QB); Stanley Gutierrez (Hofstra, LB); Derek Hatcher (Richmond, PR); Stephen Howell (Richmond, DB); Chris Koepplin (Massachusetts, PK); Tim Kukucka (Villanova, DL); Matt Marcorelle (Delaware, DL); Eric McBride (Richmond, LB); Scotty McGee (James Madison, KR); Greg Miller (Villanova, DL); Martel Moody (Villanova, DB); J.J. Moore (Massachusetts, WR); Maurice Murray (Northeastern, RB); Brian Pate (William and Mary, PK); Courtney Robinson (Massachusetts, KR); Sean Schaefer (Towson, QB); Jon Striefsky (Delaware, PK); Phillip Thaxton (Delaware, RB); Terence Thomas (Villanova, LB); R.J. Toman (New Hampshire, QB); Anthony Walters (Delaware, DB); Eric Ward (Richmond, QB); Rob Zarrilli (Hofstra, PK)**



**RICKY SANTOS,  
NEW HAMPSHIRE**

## WEEKLY NATIONAL HONOREES

### THE SPORTS NETWORK NATIONAL PLAYER OF THE WEEK

Sept. 3 \_\_\_\_\_ Omar Cuff, Delaware, RB  
 Sept. 10 \_\_\_\_\_ Tim Hightower, Richmond, RB  
 Sept. 17 \_\_\_\_\_ Ricky Santos, New Hampshire, QB  
 Sept. 24 \_\_\_\_\_ Tim Hightower, Richmond, RB  
 Nov. 19 \_\_\_\_\_ John Baranowsky, James Madison, DL

### COLLEGE SPORTING NEWS NATIONAL PLAYER OF THE WEEK

Sept. 3 \_\_\_\_\_ Omar Cuff, Delaware, RB  
 Sept. 10 \_\_\_\_\_ Justin Barnes, James Madison, LB  
 Sept. 17 \_\_\_\_\_ Ricky Santos, New Hampshire, QB  
 \_\_\_\_\_ Brian Pate, William and Mary, PK  
 Sept. 24 \_\_\_\_\_ Tim Hightower, Richmond, RB  
 Oct. 8 \_\_\_\_\_ Sean Schaefer, Towson, QB  
 Oct. 22 \_\_\_\_\_ Ricky Santos, New Hampshire, QB  
 Oct. 29 \_\_\_\_\_ Angelo Babbaro, Villanova, KR  
 Nov. 5 \_\_\_\_\_ Maurice Murray, Northeastern, RB  
 Nov. 19 \_\_\_\_\_ John Baranowsky, James Madison, DL



## CAA FOOTBALL YEAR-BY-YEAR CHAMPIONS

Year	Champion(s)	Conference	Overall	Head Coach
2007	Massachusetts	7-1	10-3	Don Brown
	Richmond	7-1	11-3	Dave Clawson
2006	Massachusetts	8-0	13-2	Don Brown
2005	New Hampshire	7-1	11-2	Sean McDonnell
	Richmond	7-1	9-4	Dave Clawson
2004	Delaware	7-1	9-4	K.C. Keeler
	James Madison	7-1	13-2	Mickey Matthews
	William and Mary	7-1	11-3	Jimmy Laycock
2003	Delaware	8-1	15-1	K.C. Keeler
	Massachusetts	8-1	10-3	Mark Whipple
2002	Maine	7-2	11-3	Jack Cosgrove
	Northeastern	7-2	10-3	Don Brown
2001	Hofstra	7-2	9-3	Joe Gardi
	Maine	7-2	9-3	Jack Cosgrove
	Villanova	7-2	8-3	Andy Talley
	William and Mary	7-2	8-4	Jimmy Laycock
2000	Delaware	7-1	12-2	Tubby Raymond
	Richmond	7-1	10-3	Jim Reid
1999	James Madison	7-1	8-4	Mickey Matthews
	Massachusetts	7-1	9-4	Mark Whipple
1998	Richmond	7-1	9-3	Jim Reid
1997	Villanova	8-0	12-1	Andy Talley
1996	William and Mary	7-1	10-3	Jimmy Laycock
1995	Delaware	8-0	11-2	Tubby Raymond
1994	New Hampshire	8-0	10-2	Bill Bowes
1993	Boston University	8-0	12-1	Dan Allen
1992	Delaware	7-1	11-3	Tubby Raymond
1991	Delaware	7-1	10-2	Tubby Raymond
	New Hampshire	7-1	10-2	Bill Bowes
	Villanova	7-1	10-2	Andy Talley
1990	Massachusetts	7-1	8-2-1	Jim Reid
1989	Connecticut	6-2	8-3	Tom Jackson
	Maine	6-2	9-3	Tom Lichtenberg
	Villanova	6-2	8-4	Andy Talley
1988	Delaware	6-2	7-5	Tubby Raymond
	Massachusetts	6-2	8-4	Jim Reid
1987	Maine	6-1	8-4	Tim Murphy
	Richmond	6-1	7-5	Dal Shealy
1986	Connecticut	5-2	8-3	Tom Jackson
	Delaware	5-2	9-4	Tubby Raymond
	Massachusetts	5-2	7-4	Jim Reid
1985	Rhode Island	5-0	10-3	Bob Griffin
1984	Boston University	4-1	9-3	Rick Taylor
	Rhode Island	4-1	10-3	Bob Griffin
1983	Boston University	4-1	9-4	Rick Taylor
	Connecticut	4-1	5-6	Tom Jackson
1982	Boston University	3-2	5-6	Rick Taylor
	Connecticut	3-2	5-6	Walt Nadzak
	Maine	3-2	7-4	Ronald Rogerson
	Massachusetts	3-2	5-6	Bob Pickett
1981	Massachusetts	4-1	6-3	Bob Pickett
	Rhode Island	4-1	6-6	Bob Griffin
1980	Boston University	5-0	9-2	Rick Taylor
1979	Boston University	4-1	8-1-1	Rick Taylor
	Massachusetts	4-1	6-4	Bob Pickett
1978	Massachusetts	5-0	9-4	Bob Pickett
1977	Massachusetts	5-0	8-3	Dick MacPherson
1976	New Hampshire	4-1	8-3	Bill Bowes
1975	New Hampshire	5-0	9-3	Bill Bowes
1974	Maine	4-2	4-6	Walter Abbott
	Massachusetts	4-2	5-6	Dick MacPherson
1973	Connecticut	5-0-1	8-2-1	Larry Naviaux
1972	Massachusetts	5-0	9-2	Dick MacPherson
1971	Connecticut	3-1-1	5-3-1	Bob Casciola
	Massachusetts	3-1-1	4-4-1	Dick MacPherson
1970	Connecticut	4-0-1	4-4-2	John Toner
1969	Massachusetts	5-0	6-3	Victor Fusia
1968	Connecticut	4-1	4-6	John Toner
	New Hampshire	4-1	6-2	Jim Root
1967	Massachusetts	5-0	7-2	Victor Fusia
1966	Massachusetts	5-0	6-3	Victor Fusia
1965	Maine	5-0	8-2	Harold Westerman
1964	Massachusetts	5-0	8-2	Victor Fusia
1963	Massachusetts	5-0	8-0-1	Victor Fusia
1962	New Hampshire	4-0-1	7-0-1	Chief Boston
1961	Maine	5-0	8-0-1	Harold Westerman
1960	Connecticut	3-1	5-4	Bob Ingalls
	Massachusetts	3-1	7-2	Charles Studley
1959	Connecticut	4-0	6-3	Bob Ingalls
1958	Connecticut	4-0	7-3	Bob Ingalls
1957	Connecticut	3-0-1	5-4-1	Bob Ingalls
	Rhode Island	3-0-1	5-2-1	Herb Maack
1956	Connecticut	3-0-1	6-2-1	Bob Ingalls
1955	Rhode Island	4-0-1	6-1-2	Hal Kopp
1954	New Hampshire	4-0	7-1	Chief Boston
1953	New Hampshire	3-1	6-2	Chief Boston
	Rhode Island	3-1	6-2	Hal Kopp
1952	Connecticut	3-1	5-3	Bob Ingalls
	Maine	3-1	4-3	Harold Westerman
	Rhode Island	3-1	7-1	Hal Kopp
1951	Maine	3-0-1	6-0-1	Harold Westerman
1950	New Hampshire	4-0	8-0	Chief Boston
1949	Connecticut	2-0-1	4-4-1	J.O. Christian
	Maine	2-0-1	2-4-1	David Nelson
1948	New Hampshire	3-1	5-3	Bill Glassford
1947	New Hampshire	4-0	8-1	Bill Glassford

## CAA FOOTBALL 2007 ALL-AMERICANS

### THE SPORTS NETWORK ALL-AMERICA TEAM

First Team	RB	Omar Cuff	Delaware	Senior
First Team	RB	Tim Hightower	Richmond	Senior
First Team	LB	Brian Bradford	Towson	Senior
First Team	S	Tony LeZotte	James Madison	Senior
First Team	PK	Jon Striefsky	Delaware	Junior
Second Team	WR	JJ Moore	Massachusetts	Senior
Second Team	TE	Scott Sicko	New Hampshire	Sophomore
Second Team	OT	Mike Byrne	Delaware	Senior
Second Team	LB	Jason Hatchell	Massachusetts	Senior
Third Team	QB	Joe Flacco	Delaware	Senior
Third Team	FB	Joe Casey	Rhode Island	Junior
Third Team	WR	Charles Sullivan	Hofstra	Senior
Third Team	OG	Matt McCracken	Richmond	Sophomore
Third Team	DE	Jovan Belcher	Maine	Junior
Third Team	KR	Justin Rogers	Richmond	Freshman
Honorable Mention	QB	Liam Coen	Massachusetts	Junior
Honorable Mention	QB	Ricky Santos	New Hampshire	Senior
Honorable Mention	RB	Matt Lawrence	Massachusetts	Senior
Honorable Mention	TE	Robbie Agnone	Delaware	Junior
Honorable Mention	TE	Drew Atchison	William and Mary	Senior
Honorable Mention	TE	Matt Sherry	Villanova	Senior
Honorable Mention	WR	Keith LeVan	New Hampshire	Senior
Honorable Mention	WR	Aaron Love	Delaware	Junior
Honorable Mention	OC	Matt Austin	Massachusetts	Senior
Honorable Mention	OC	Kheon Hendricks	Delaware	Junior
Honorable Mention	OC	Scott Lemm	James Madison	Junior
Honorable Mention	DE	John Baranowsky	James Madison	Senior
Honorable Mention	DE	David Burris	Massachusetts	Senior
Honorable Mention	DE	Matt Marcorelle	Delaware	Sophomore
Honorable Mention	LB	Justin Barnes	James Madison	Senior
Honorable Mention	LB	Gian Villante	Hofstra	Senior
Honorable Mention	LB	Charles Walker	Massachusetts	Senior
Honorable Mention	CB	Courtney Robinson	Massachusetts	Junior
Honorable Mention	CB	Sean Smalls	Massachusetts	Junior
Honorable Mention	S	Jeff Pammer	New Hampshire	Senior
Honorable Mention	PK	Dave Stannard	James Madison	Junior

### AMERICAN FOOTBALL COACHES ASSOCIATION ALL-AMERICA TEAM

First Team	QB	Ricky Santos	New Hampshire	Senior
First Team	RB	Omar Cuff	Delaware	Senior
First Team	LB	Brian Bradford	Towson	Senior
First Team	DB	Tony LeZotte	James Madison	Senior

### WALTER CAMP FOUNDATION ALL-AMERICA TEAM

First Team	OL	Mike Byrne	Delaware	Senior
First Team	OL	Matt Austin	Massachusetts	Senior
First Team	QB	Ricky Santos	New Hampshire	Senior
First Team	RB	Omar Cuff	Delaware	Senior
First Team	RB	Tim Hightower	Richmond	Senior
First Team	LB	Jason Hatchell	Massachusetts	Senior
First Team	DB	Tony LeZotte	James Madison	Senior

### ASSOCIATED PRESS ALL-AMERICA TEAM

First Team	QB	Ricky Santos	New Hampshire	Senior
First Team	RB	Omar Cuff	Delaware	Senior
First Team	PK	Jon Striefsky	Delaware	Junior
First Team	LB	Brian Bradford	Towson	Senior
First Team	DB	Tony LeZotte	James Madison	Senior
Second Team	RB	Tim Hightower	Richmond	Senior
Second Team	OL	Matt Austin	Massachusetts	Senior
Second Team	DL	Jovan Belcher	Maine	Junior
Third Team	OL	Mike Byrne	Delaware	Senior
Third Team	LB	Jason Hatchell	Massachusetts	Senior

### COLLEGE SPORTING NEWS ALL-AMERICA TEAM

First Team	WR	Charles Sullivan	Hofstra	Senior
First Team	OT	Mike Byrne	Delaware	Senior
First Team	QB	Ricky Santos	New Hampshire	Senior
First Team	RB	Tim Hightower	Richmond	Senior
First Team	RB	Omar Cuff	Delaware	Senior
First Team	DL	Matt Marcorelle	Delaware	Sophomore
First Team	DL	John Baranowsky	James Madison	Senior
First Team	DB	Tony LeZotte	James Madison	Senior
First Team	LB	Jason Hatchell	Massachusetts	Senior
First Team	KR	Justin Rogers	Richmond	Freshman



### 2007 CAA FOOTBALL/NCAA STATISTICAL RANKINGS

OFFENSE					DEFENSE				
Team	Rushing	Passing	Total	Scoring	Team	Rushing	Passing	Total	Scoring
Delaware	5/45	1/11	1/6	1/11	Delaware	8/72	3/25	6/50	8/56
Hofstra	9/70	5/26	7/44	7/51	Hofstra	1/11	8/55	2/15	4/37
James Madison	1/7	10/96	2/26	4/20	James Madison	3/22	6/51	3/24	3/29
Maine	4/39	11/104	11/100	11/103	Maine	5/43	4/42	4/29	7/48
Massachusetts	8/65	4/21	5/34	5/27	Massachusetts	2/13	5/46	1/14	1/15
New Hampshire	10/86	3/13	3/29	2/14	New Hampshire	11/80	12/106	12/105	10/72
Northeastern	6/51	9/90	10/94	10/96	Northeastern	10/78	7/53	9/71	9/61
Rhode Island	3/14	12/110	8/75	9/93	Rhode Island	7/68	10/97	11/93	11/90
Richmond	2/12	8/84	4/31	3/16	Richmond	6/50	9/73	7/56	6/45
Towson	12/111	6/31	12/101	12/107	Towson	9/73	2/21	5/43	2/28
Villanova	7/62	7/82	9/91	8/61	Villanova	4/29	11/99	8/66	5/42
William and Mary	11/95	2/12	6/40	6/37	William and Mary	12/108	1/12	10/83	12/111

### CAA FOOTBALL ALL-TIME LEAGUE STANDINGS

(League games only)

Team	Wins	Losses	Ties	Pct.	Overall Titles	Shared Titles	Outright Titles	Last Title
Delaware	119	58	0	.672	8	6	2	2004
Massachusetts	222	121	4	.646	21	11	10	2007
William and Mary	71	51	0	.582	3	2	1	2004
<i>Connecticut</i>	158	115	10	.576	15	10	5	1989
Villanova	93	70	0	.571	4	3	1	2001
James Madison	69	54	0	.561	2	2	0	1999
New Hampshire	179	169	10	.514	12	4	8	2005
Maine	157	195	7	.447	11	8	3	2002
<i>Boston University</i>	71	89	0	.444	6	4	2	1993
Hofstra	26	33	0	.441	1	1	0	2001
Richmond	77	100	0	.435	5	4	1	2007
Northeastern	48	75	0	.390	1	1	0	2002
Rhode Island	124	232	7	.351	7	5	2	1985
<i>Vermont</i>	27	63	2	.304	0	0	0	-----
Towson	8	24	0	.250	0	0	0	-----

*former league members in italics*

Last Back-to-Back Champion: Massachusetts (2006-07) -- Shared with Richmond in 2007

Longest Title Streak: 5, Connecticut (1956-60)

Most Years Between Titles: 23, Rhode Island (1957-81)

### CAA FOOTBALL RECORD

#### LAST FIVE SEASONS

(All Games)

Team	Wins	Losses	Ties	Pct.	Titles
Massachusetts	46	17	0	.730	3
Delaware	46	20	0	.697	2
James Madison	43	19	0	.694	1
New Hampshire	42	21	0	.667	1
Villanova	30	25	0	.545	0
Richmond	30	29	0	.508	2
William & Mary	28	29	0	.491	1
Maine	27	29	0	.482	0
*Towson	19	25	0	.432	0
Hofstra	23	33	0	.411	0
Northeastern	23	33	0	.411	0
Rhode Island	19	37	0	.339	0

\* - Began league membership in 2004

### CAA FOOTBALL RECORD

#### LAST 10 SEASONS

(All Games)

Team	Wins	Losses	Ties	Pct.	Titles
Massachusetts	85	40	0	.680	4
Delaware	82	42	0	.661	3
Villanova	67	47	0	.588	1
James Madison	67	52	0	.563	2
New Hampshire	64	54	0	.542	1
Maine	61	53	0	.535	2
William & Mary	58	53	0	.523	2
Richmond	61	56	0	.521	4
**Hofstra	38	42	0	.475	1
Northeastern	49	63	0	.438	1
*Towson	19	25	0	.432	0
Rhode Island	37	74	0	.333	0

\* - Began league membership in 2004

\*\* - Began league membership in 2001



## 2007 CAA FOOTBALL SUPERLATIVES



**JOE FLACCO,  
DELAWARE**

### 400 - YARD PASSERS

Joe Flacco (Delaware, Senior) _____	434 vs. Navy (10/27)
Jake Phillips (William and Mary, Junior) _____	433 vs. Delaware (8/30)
Liam Coen (Massachusetts, Junior) _____	421 vs. Southern Illinois (12/1)
Liam Coen (Massachusetts, Junior) _____	419 vs. Fordham (11/24)
Ricky Santos (New Hampshire, Senior) _____	419 vs. Rhode Island (10/27)
Joe Flacco (Delaware, Senior) _____	419 vs. New Hampshire (10/6)

### 325 - YARD PASSERS

Joe Flacco (Delaware, Senior) _____	375 vs. Richmond (11/10)
Ricky Santos (New Hampshire, Senior) _____	355 vs. Maine (11/17)
Liam Coen (Massachusetts, Junior) _____	355 vs. Villanova (10/13)
Ricky Santos (New Hampshire, Senior) _____	353 vs. James Madison (9/8)
Sean Schaefer (Towson, Junior) _____	349 vs. James Madison (11/17)
Jake Phillips (William and Mary, Junior) _____	342 vs. Richmond (11/17)
Joe Flacco (Delaware, Senior) _____	337 vs. Rhode Island (9/15)
Jake Phillips (William and Mary, Junior) _____	335 vs. Liberty (9/15)
Joe Flacco (Delaware, Senior) _____	334 vs. Appalachian State (12/14)
Bryan Savage (Hofstra, Junior) _____	325 vs. New Hampshire (10/20)



**TIM HIGHTOWER,  
RICHMOND**

### 200 - YARD RUSHER

Tim Hightower (Richmond, Senior) _____	295 vs. Bucknell (9/22)
Omar Cuff (Delaware, Senior) _____	288 vs. Delaware State (11/23)
Tim Hightower (Richmond, Senior) _____	246 vs. Northeastern (9/8)
Omar Cuff (Delaware, Senior) _____	244 vs. William and Mary (8/30)
Maurice Murray (Northeastern, Senior) _____	206 vs. New Hampshire (11/3)
Omar Cuff (Delaware, Senior) _____	200 vs. Northeastern (10/13)

### 125 - YARD RUSHERS

Jhamal Fluellen (Maine, Junior) _____	197 vs. William and Mary (10/13)
Omar Cuff (Delaware, Senior) _____	189 vs. Richmond (11/10)
Tim Hightower (Richmond, Senior) _____	187 vs. Villanova (11/3)
Matt Lawrence (Massachusetts, Senior) _____	186 vs. William and Mary (10/27)
Kareem Huggins (Hofstra, Senior) _____	186 vs. Towson (10/13)
Maurice Murray (Northeastern, Senior) _____	182 vs. Rhode Island (11/17)
Maurice Murray (Northeastern, Senior) _____	182 vs. James Madison (10/6)
Tim Hightower (Richmond, Senior) _____	180 vs. Eastern Kentucky (11/24)
Phillip Thaxton (Delaware, Freshman) _____	177 vs. West Chester (9/8)
Matt Lawrence (Massachusetts, Senior) _____	176 vs. Maine (9/22)
Maurice Murray (Northeastern, Senior) _____	174 vs. Northwestern State (9/15)
Rodney Landers (James Madison, Junior) _____	173 vs. Rhode Island (10/13)
Antoinette Bolton (James Madison, Senior) _____	172 vs. Delaware (11/3)
Matt Dicken (Villanova, Senior) _____	172 vs. Massachusetts (10/13)
Rodney Landers (James Madison, Junior) _____	171 vs. William and Mary (11/10)
Griff Yancey (James Madison, Freshman) _____	171 vs. Delaware (11/3)
Jhamal Fluellen (Maine, Junior) _____	170 vs. Villanova (9/15)
Jimmy Hughes (Rhode Island, Junior) _____	168 vs. New Hampshire (10/27)
Tim Hightower (Richmond, Senior) _____	168 vs. New Hampshire (9/29)
Matt Lawrence (Massachusetts, Senior) _____	167 vs. Fordham (11/24)
Matt Lawrence (Massachusetts, Senior) _____	153 vs. Holy Cross (9/1)

### 125 - YARD RUSHERS (cont.)

Rodney Landers (James Madison, Junior) _____	150 vs. Towson (11/17)
Maurice Murray (Northeastern, Senior) _____	147 vs. Hofstra (11/10)
Michael Brusko (Maine, Sophomore) _____	146 vs. Rhode Island (11/10)
Omar Cuff (Delaware, Senior) _____	141 vs. Navy (10/27)
Kareem Huggins (Hofstra, Senior) _____	141 vs. Stony Brook (9/29)
Matt Lawrence (Massachusetts, Senior) _____	139 vs. New Hampshire (11/10)
Nick Williams (Towson, Senior) _____	139 vs. William and Mary (9/29)
Kareem Huggins (Hofstra, Senior) _____	137 vs. Maine (10/6)
Matt Dicken (Villanova, Senior) _____	134 vs. Delaware (11/17)
Matt Dicken (Villanova, Senior) _____	133 vs. Towson (11/10)
Josh Vaughan (Richmond, Junior) _____	132 vs. William and Mary (11/17)
Griff Yancey (James Madison, Freshman) _____	132 vs. William and Mary (11/10)
Kareem Huggins (Hofstra, Senior) _____	130 vs. Rhode Island (9/22)
Joe Casey (Rhode Island, Junior) _____	130 vs. Hofstra (9/22)
Rodney Landers (James Madison, Junior) _____	129 vs. Appalachian State (11/24)
Jhamal Fluellen (Maine, Junior) _____	129 vs. Stony Brook (10/20)
Rodney Landers (James Madison, Junior) _____	129 vs. Coastal Carolina (9/22)
Rodney Landers (James Madison, Junior) _____	128 vs. New Hampshire (9/8)
Maurice Murray (Northeastern, Senior) _____	127 vs. Maine (10/27)
Jhamal Fluellen (Maine, Junior) _____	125 vs. Monmouth (9/1)

### 200 - YARD RECEIVERS

Elliott Mack (William and Mary, Junior) _____	201 vs. Richmond (11/17)
---	--------------------------

### 125 - YARD RECEIVERS

Rasheed Rancher (Massachusetts, Senior) _____	198 vs. Fordham (11/24)
Charles Sullivan (Hofstra, Senior) _____	184 vs. Towson (10/13)
Mike Boyle (New Hampshire, Junior) _____	170 vs. Maine (11/17)
J.J. Moore (Massachusetts, Senior) _____	163 vs. Holy Cross (9/1)
D.J. McAulay (William and Mary, Junior) _____	162 vs. Delaware (8/30)
Mark Duncan (Delaware, Sophomore) _____	157 vs. Richmond (11/10)
J.J. Moore (Massachusetts, Senior) _____	155 vs. Hofstra (11/17)
Rasheed Rancher (Massachusetts, Senior) _____	155 vs. Villanova (10/13)
Charles Sullivan (Hofstra, Senior) _____	147 vs. Furman (9/8)
Rasheed Rancher (Massachusetts, Senior) _____	143 vs. Southern Illinois (12/1)
Drew Atchison (William and Mary, Senior) _____	139 vs. Delaware (8/30)
J.J. Moore (Massachusetts, Senior) _____	138 vs. Villanova (10/13)
Aaron Love (Delaware, Junior) _____	137 vs. Rhode Island (9/15)
Brandyn Harvey (Villanova, Sophomore) _____	135 vs. Richmond (11/3)
Robbie Agnone (Delaware, Junior) _____	133 vs. Navy (10/27)
Paul Perry (Towson, Senior) _____	131 vs. Massachusetts (9/15)
Elliott Mack (William and Mary, Junior) _____	128 vs. James Madison (11/10)
Anthony Nelson (Hofstra, Freshman) _____	128 vs. New Hampshire (10/20)
Charles Sullivan (Hofstra, Senior) _____	125 vs. Albany (9/15)



**JEFF PAMMER,  
NEW HAMPSHIRE**

### 17-OR-MORE TACKLES

Jeff Pammer (New Hampshire, Senior) _____	21 vs. Northeastern (11/3)
Husain Karim (New Hampshire, Senior) _____	21 vs. Rhode Island (10/27)
Erik Johnson (Delaware, Junior) _____	20 vs. Navy (10/27)
Brian Bradford (Towson, Senior) _____	19 vs. Villanova (11/10)
Husain Karim (New Hampshire, Senior) _____	19 vs. Northeastern (11/3)
Justin Barnes (James Madison, Senior) _____	19 vs. New Hampshire (9/8)
Brian Bradford (Towson, Senior) _____	18 vs. Maine (11/3)
Justin Barnes (James Madison, Senior) _____	17 vs. VMI (9/15)
Brian Bradford (Towson, Senior) _____	17 vs. Central Connecticut State (8/30)



## 08 PREVIEW

2007 CAA Football Team Statistics Through games of Dec 17, 2007

SCORING OFFENSE	G	TD	XP	2XP	DXP	FG	Saf	Pts	Avg
1. Delaware.....	15	69	64	1	0	21	0	543	36.2
2. New Hampshire.....	12	59	55	0	0	6	1	429	35.8
3. Richmond.....	14	63	58	4	0	15	0	489	34.9
4. James Madison.....	12	52	49	0	0	13	0	400	33.3
5. Massachusetts.....	13	52	48	1	0	11	4	403	31.0
6. William and Mary....	11	42	40	0	0	9	0	319	29.0
7. Hofstra.....	11	36	34	0	1	14	1	296	26.9
8. Villanova.....	11	36	34	1	0	12	0	288	26.2
9. Rhode Island.....	11	29	23	1	0	9	1	228	20.7
10. Northeastern.....	11	30	28	0	0	3	0	217	19.7
11. Maine.....	11	22	22	0	1	10	0	186	16.9
12. Towson.....	11	20	15	0	0	12	0	171	15.5

RUSHING OFFENSE	G	Att	Yds	Avg	TD	Yds/G
1. James Madison.....	12	595	3181	5.3	37	265.1
2. Richmond.....	14	589	3284	5.6	39	234.6
3. Rhode Island.....	11	622	2529	4.1	23	229.9
4. Maine.....	11	466	1966	4.2	10	178.7
5. Delaware.....	15	602	2567	4.3	42	171.1
6. Northeastern.....	11	458	1832	4.0	20	166.5
7. Villanova.....	11	480	1694	3.5	11	154.0
8. Massachusetts.....	13	480	1992	4.2	19	153.2
9. Hofstra.....	11	406	1605	4.0	21	145.9
10. New Hampshire.....	12	410	1560	3.8	27	130.0
11. William and Mary....	11	395	1299	3.3	19	118.1
12. Towson.....	11	321	754	2.3	8	68.5

SCORING DEFENSE	G	TD	XP	2XP	DXP	FG	Saf	Pts	Avg
1. Massachusetts.....	13	30	27	1	1	12	1	249	19.2
2. Towson.....	11	27	24	1	1	16	2	242	22.0
3. James Madison.....	12	35	28	0	0	9	0	265	22.1
4. Hofstra.....	11	33	30	0	0	7	0	249	22.6
5. Villanova.....	11	32	29	2	0	12	0	261	23.7
6. Richmond.....	14	42	38	1	0	14	0	334	23.9
7. Maine.....	11	35	33	0	0	8	1	269	24.5
8. Delaware.....	15	51	47	1	0	10	1	387	25.8
9. Northeastern.....	11	38	37	0	0	9	0	292	26.5
10. New Hampshire.....	12	45	41	1	0	13	0	352	29.3
11. Rhode Island.....	11	48	45	0	0	7	3	360	32.7
12. William and Mary....	11	55	50	1	0	15	0	427	38.8

RUSHING DEFENSE	G	Rushes	Yards	Avg.	TD	Yds/G
1. Hofstra.....	11	389	1253	3.2	11	113.9
2. Massachusetts.....	13	513	1503	2.9	15	115.6
3. James Madison.....	12	453	1519	3.4	19	126.6
4. Villanova.....	11	393	1471	3.7	19	133.7
5. Maine.....	11	417	1606	3.9	17	146.0
6. Richmond.....	14	571	2135	3.7	23	152.5
7. Rhode Island.....	11	420	1910	4.5	23	173.6
8. Delaware.....	15	648	2664	4.1	31	177.6
9. Towson.....	11	482	1956	4.1	18	177.8
10. Northeastern.....	11	472	2048	4.3	23	186.2
11. New Hampshire.....	12	512	2252	4.4	25	187.7
12. William and Mary....	11	514	2483	4.8	33	225.7

PASS OFFENSE	G	Att	Cmp	Int	Pct.	Yds	Avg	TD	Yds/G
1. Delaware.....	15	532	336	5	63.2	4342	8.2	23	289.5
2. William and Mary....	11	381	217	7	57.0	3059	8.0	21	278.1
3. New Hampshire.....	12	385	282	7	73.2	3327	8.6	29	277.2
4. Massachusetts.....	13	388	246	15	63.4	3228	8.3	30	248.3
5. Hofstra.....	11	367	232	16	63.2	2668	7.3	13	242.5
6. Towson.....	11	427	259	19	60.7	2590	6.1	12	235.5
7. Villanova.....	11	257	161	7	62.6	1893	7.4	21	172.1
8. Richmond.....	14	365	218	12	59.7	2391	6.6	18	170.8
9. Northeastern.....	11	264	158	7	59.8	1719	6.5	9	156.3
10. James Madison.....	12	214	135	5	63.1	1739	8.1	14	144.9
11. Maine.....	11	254	138	6	54.3	1397	5.5	11	127.0
12. Rhode Island.....	11	214	100	7	46.7	1298	6.1	5	118.0

TOTAL OFFENSE	G	Rush	Pass	Plays	Yards	Avg/P	TD	Yds/G
1. Delaware.....	15	2567	4342	1134	6909	6.1	65	460.6
2. James Madison.....	12	3181	1739	809	4920	6.1	51	410.0
3. New Hampshire.....	12	1560	3327	795	4887	6.1	56	407.2
4. Richmond.....	14	3284	2391	954	5675	5.9	57	405.4
5. Massachusetts.....	13	1992	3228	868	5220	6.0	49	401.5
6. William and Mary....	11	1299	3059	776	4358	5.6	40	396.2
7. Hofstra.....	11	1605	2668	773	4273	5.5	34	388.5
8. Rhode Island.....	11	2529	1298	836	3827	4.6	28	347.9
9. Villanova.....	11	1694	1893	737	3587	4.9	32	326.1
10. Northeastern.....	11	1832	1719	722	3551	4.9	29	322.8
11. Maine.....	11	1966	1397	720	3363	4.7	21	305.7
12. Towson.....	11	754	2590	748	3344	4.5	20	304.0

PASS DEFENSE	G	Att	Cmp	Int	Pct.	Yds	Avg	TD	Yds/G
1. William and Mary....	11	260	168	9	64.6	1842	7.1	19	167.5
2. Towson.....	11	285	172	8	60.4	1928	6.8	7	175.3
3. Delaware.....	15	380	229	13	60.3	2687	7.1	16	179.1
4. Maine.....	11	300	192	7	64.0	2102	7.0	16	191.1
5. Massachusetts.....	13	438	241	13	55.0	2522	5.8	14	194.0
6. James Madison.....	12	361	230	8	63.7	2371	6.6	15	197.6
7. Northeastern.....	11	283	188	7	66.4	2178	7.7	15	198.0
8. Hofstra.....	11	331	191	13	57.7	2181	6.6	17	198.3
9. Richmond.....	14	412	244	10	59.2	2992	7.3	19	213.7
10. Rhode Island.....	11	329	197	11	59.9	2583	7.9	22	234.8
11. Villanova.....	11	401	230	17	57.4	2640	6.6	13	240.0
12. New Hampshire.....	12	421	283	8	67.2	3069	7.3	19	255.8

TOTAL DEFENSE	G	Rush	Pass	Plys	Yards	Avg	TD	Yds/G
1. Massachusetts.....	13	1503	2522	951	4025	4.2	29	309.6
2. Hofstra.....	11	1253	2181	720	3434	4.8	28	312.2
3. James Madison.....	12	1519	2371	814	3890	4.8	34	324.2
4. Maine.....	11	1606	2102	717	3708	5.2	33	337.1
5. Towson.....	11	1956	1928	767	3884	5.1	25	353.1
6. Delaware.....	15	2664	2687	1028	5351	5.2	47	356.7
7. Richmond.....	14	2135	2992	983	5127	5.2	42	366.2
8. Villanova.....	11	1471	2640	794	4111	5.2	32	373.7
9. Northeastern.....	11	2048	2178	755	4226	5.6	38	384.2
10. William and Mary....	11	2483	1842	774	4325	5.6	52	393.2
11. Rhode Island.....	11	1910	2583	749	4493	6.0	45	408.5
12. New Hampshire.....	12	2252	3069	933	5321	5.7	44	443.4

KICKOFF RETURNS	G	Ret	Yds	TD	Avg
1. Villanova.....	11	44	1158	1	26.3
2. New Hampshire.....	12	58	1428	2	24.6
3. Richmond.....	14	56	1299	2	23.2
4. James Madison.....	12	51	1163	1	22.8
5. William and Mary....	11	57	1235	0	21.7
6. Maine.....	11	42	898	0	21.4
7. Hofstra.....	11	45	951	2	21.1
8. Massachusetts.....	13	40	816	1	20.4
9. Rhode Island.....	11	52	1021	0	19.6
10. Northeastern.....	11	50	960	0	19.2
11. Delaware.....	15	61	1170	1	19.2
12. Towson.....	11	47	844	0	18.0

PUNT RETURN AVG	G	Ret	Yds	TD	Avg
1. Hofstra.....	11	21	308	0	14.7
2. Richmond.....	14	30	354	3	11.8
3. Maine.....	11	22	206	1	9.4
4. Massachusetts.....	13	29	254	1	8.8
5. New Hampshire.....	12	18	157	0	8.7
6. Villanova.....	11	25	192	0	7.7
7. James Madison.....	12	23	172	0	7.5
8. Northeastern.....	11	12	84	1	7.0
9. Delaware.....	15	19	119	0	6.3
10. Towson.....	11	23	117	0	5.1
11. William and Mary....	11	12	47	0	3.9
12. Rhode Island.....	11	13	50	0	3.8



## 2007 CAA Football Team Statistics Through games of Dec 17, 2007

PUNTING									
	G	No.	Yards	Avg/P	PR	Avg	TB	Net/P	
1. Towson.....	11	48	1797	37.4	63	1.3	0	36.1	
2. Richmond.....	14	47	1820	38.7	125	2.7	2	35.2	
3. Villanova.....	11	60	2266	37.8	170	2.8	3	33.9	
4. Maine.....	11	72	2707	37.6	171	2.4	7	33.3	
5. New Hampshire.....	12	47	1798	38.3	96	2.0	7	33.2	
6. Delaware.....	15	49	1807	36.9	112	2.3	4	33.0	
7. Hofstra.....	11	51	1832	35.9	129	2.5	2	32.6	
8. James Madison.....	12	37	1338	36.2	125	3.4	1	32.2	
9. Northeastern.....	11	45	1774	39.4	166	3.7	8	32.2	
10. Rhode Island.....	11	60	2198	36.6	349	5.8	4	29.5	
11. Massachusetts.....	13	60	2136	35.6	174	2.9	10	29.4	
12. William and Mary.....	11	46	1509	32.8	336	7.3	0	25.5	

TURNOVER MARGIN									
	G	--Gained--			---Lost---			Per/G	
		Fum	Int	Tot	Fum	Int	Tot		
1. Villanova.....	11	8	17	25	6	7	13	+12	1.09
2. Delaware.....	15	11	13	24	7	5	12	+12	0.80
3. Richmond.....	14	15	10	25	5	12	17	+8	0.57
4. Northeastern.....	11	8	7	15	5	7	12	+3	0.27
5. Maine.....	11	8	7	15	7	6	13	+2	0.18
Rhode Island.....	11	12	11	23	14	7	21	+2	0.18
7. Hofstra.....	11	11	13	24	7	16	23	+1	0.09
8. New Hampshire.....	12	7	8	15	8	7	15	+0	0.00
Massachusetts.....	13	13	13	26	11	15	26	+0	0.00
10. William and Mary.....	11	6	9	15	12	7	19	-4	-0.36
11. James Madison.....	12	6	8	14	15	5	20	-6	-0.50
12. Towson.....	11	7	8	15	7	19	26	-11	-1.00

FIRST DOWNS					
	G	Rush	Pass	Pen	Total
1. Delaware.....	15	159	196	12	367
2. Richmond.....	14	156	121	8	285
3. Massachusetts.....	13	109	142	10	261
4. New Hampshire.....	12	91	151	17	259
5. James Madison.....	12	153	81	10	244
6. William and Mary.....	11	86	139	18	243
7. Hofstra.....	11	80	130	12	222
8. Rhode Island.....	11	131	60	15	206
9. Towson.....	11	66	117	20	203
10. Northeastern.....	11	88	90	24	202
11. Villanova.....	11	104	84	6	194
12. Maine.....	11	101	63	8	172

OPPONENT 1ST DOWNS					
	G	Rush	Pass	Pen	Total
1. Hofstra.....	11	62	113	14	189
2. Maine.....	11	90	96	11	197
3. Rhode Island.....	11	91	103	12	206
4. Towson.....	11	109	92	8	209
5. James Madison.....	12	88	109	19	216
6. Villanova.....	11	93	127	9	229
7. Northeastern.....	11	118	101	17	236
8. William and Mary.....	11	142	84	15	241
9. Massachusetts.....	13	89	122	36	247
10. Richmond.....	14	117	141	13	271
11. New Hampshire.....	12	121	149	14	284
12. Delaware.....	15	156	117	24	297

SACKS BY			
	G	Sacks	Yards
1. Massachusetts.....	13	43	293
2. Richmond.....	14	36	226
3. Delaware.....	15	33	247
4. Maine.....	11	29	190
5. James Madison.....	12	26	156
6. Villanova.....	11	25	141
7. Hofstra.....	11	23	160
8. New Hampshire.....	12	21	123
Towson.....	11	21	167
Northeastern.....	11	21	164
11. Rhode Island.....	11	13	91
12. William and Mary.....	11	10	60

PASS EFFICIENCY									
	G	Att	Cmp	Pct	Int	Yds	TD	Effic	
1. New Hampshire.....	12	385	282	.732	7	3327	29	167.1	
2. Massachusetts.....	13	388	246	.634	15	3228	30	151.1	
3. James Madison.....	12	214	135	.631	5	1739	14	148.3	
4. Villanova.....	11	257	161	.626	7	1893	21	146.0	
5. Delaware.....	15	532	336	.632	5	4342	23	144.1	
6. William and Mary.....	11	381	217	.570	7	3059	21	138.9	
7. Hofstra.....	11	367	232	.632	16	2668	13	127.3	
8. Richmond.....	14	365	218	.597	12	2391	18	124.5	
9. Northeastern.....	11	264	158	.598	7	1719	9	120.5	
10. Towson.....	11	427	259	.607	19	2590	12	112.0	
11. Maine.....	11	254	138	.543	6	1397	11	110.1	
12. Rhode Island.....	11	214	100	.467	7	1298	5	98.8	

PASS DEF EFFICIENCY									
	G	Att	Cmp	Int	Pct.	Yds	TD	Effic	
1. Massachusetts.....	13	438	241	13	55.0	2522	14	108.0	
2. Villanova.....	11	401	230	17	57.4	2640	13	114.9	
3. Towson.....	11	285	172	8	60.4	1928	7	119.7	
4. Hofstra.....	11	331	191	13	57.7	2181	17	122.1	
5. Delaware.....	15	380	229	13	60.3	2687	16	126.7	
6. James Madison.....	12	361	230	8	63.7	2371	15	128.2	
7. Richmond.....	14	412	244	10	59.2	2992	19	130.6	
8. Maine.....	11	300	192	7	64.0	2102	16	135.8	
9. New Hampshire.....	12	421	283	8	67.2	3069	19	139.5	
10. Rhode Island.....	11	329	197	11	59.9	2583	22	141.2	
11. William and Mary.....	11	260	168	9	64.6	1842	19	141.3	
12. Northeastern.....	11	283	188	7	66.4	2178	15	143.6	

3RD-DN CONVERSIONS				
	G	Conv	Att	Pct
1. Delaware.....	15	113	215	52.6
2. Northeastern.....	11	73	154	47.4
3. James Madison.....	12	75	159	47.2
4. Richmond.....	14	82	186	44.1
5. New Hampshire.....	12	67	152	44.1
6. Massachusetts.....	13	76	179	42.5
7. Towson.....	11	63	159	39.6
8. Villanova.....	11	60	156	38.5
9. Hofstra.....	11	57	154	37.0
10. William and Mary.....	11	51	142	35.9
11. Rhode Island.....	11	65	184	35.3
12. Maine.....	11	55	166	33.1

OPP 3RD-DN CONVERT				
	G	Conv	Att	Pct
1. Maine.....	11	51	149	34.2
2. Massachusetts.....	13	70	204	34.3
3. James Madison.....	12	61	171	35.7
4. Hofstra.....	11	58	156	37.2
5. Towson.....	11	66	172	38.4
6. Delaware.....	15	86	215	40.0
7. Rhode Island.....	11	60	147	40.8
8. Villanova.....	11	68	163	41.7
9. Richmond.....	14	92	214	43.0
10. William and Mary.....	11	64	147	43.5
11. New Hampshire.....	12	89	190	46.8
12. Northeastern.....	11	73	144	50.7

SACKS AGAINST			
	G	Sacks	Yards
1. James Madison.....	12	6	27
2. Maine.....	11	13	75
Northeastern.....	11	13	84
4. Richmond.....	14	17	101
Massachusetts.....	13	17	108
6. Delaware.....	15	28	194
7. Hofstra.....	11	29	185
8. New Hampshire.....	12	31	177
Rhode Island.....	11	31	213
William and Mary.....	11	31	214
11. Villanova.....	11	35	205
12. Towson.....	11	39	262



2007 CAA Football Team Statistics Through games of Dec 17, 2007

PENALTIES	G	No	Yds	Avg/G
1. William and Mary....	11	49	408	37.1
2. Richmond.....	14	66	543	38.8
3. Villanova.....	11	51	461	41.9
4. Northeastern.....	11	52	482	43.8
5. New Hampshire.....	12	73	557	46.4
6. James Madison.....	12	73	602	50.2
7. Towson.....	11	72	559	50.8
8. Delaware.....	15	88	811	54.1
9. Hofstra.....	11	70	599	54.5
10. Rhode Island.....	11	81	619	56.3
11. Maine.....	11	73	629	57.2
12. Massachusetts.....	13	123	1035	79.6

OPPONENT PENALTIES	G	No	Yds	Avg/G
1. Towson.....	11	93	728	66.2
2. William and Mary....	11	77	683	62.1
3. Northeastern.....	11	80	672	61.1
4. New Hampshire.....	12	72	620	51.7
5. Massachusetts.....	13	77	653	50.2
6. James Madison.....	12	68	581	48.4
7. Rhode Island.....	11	59	513	46.6
8. Delaware.....	15	83	647	43.1
9. Hofstra.....	11	66	447	40.6
10. Maine.....	11	51	446	40.5
11. Villanova.....	11	47	405	36.8
12. Richmond.....	14	60	428	30.6

4TH-DN CONVERSIONS	G	Conv	Att	Pct
1. New Hampshire.....	12	13	19	68.4
2. Hofstra.....	11	6	10	60.0
3. James Madison.....	12	15	26	57.7
4. Richmond.....	14	15	29	51.7
5. Maine.....	11	9	19	47.4
6. Villanova.....	11	7	15	46.7
7. Delaware.....	15	12	27	44.4
8. Towson.....	11	10	23	43.5
9. William and Mary....	11	11	26	42.3
10. Northeastern.....	11	8	21	38.1
11. Massachusetts.....	13	6	18	33.3
12. Rhode Island.....	11	9	31	29.0

OPP 4TH-DN CONVERT	G	Conv	Att	Pct
1. Rhode Island.....	11	7	19	36.8
2. Richmond.....	14	11	29	37.9
3. Hofstra.....	11	7	18	38.9
4. William and Mary....	11	9	21	42.9
5. Massachusetts.....	13	14	31	45.2
6. Northeastern.....	11	6	13	46.2
New Hampshire.....	12	12	26	46.2
8. James Madison.....	12	17	34	50.0
9. Villanova.....	11	11	21	52.4
10. Delaware.....	15	22	40	55.0
11. Maine.....	11	9	15	60.0
12. Towson.....	11	17	20	85.0

RED ZONE OFFENSE	G	RedZone	Percent	TDs	R/P	FG-AT	Fumb/Int/Downs/Other
1. James Madison.....	12	48-52	92.3	38	29/9	10-10	2/ 0/ 1/ 1
2. Delaware.....	15	68-77	88.3	51	38/13	17-20	2/ 0/ 4/ 0
3. Northeastern.....	11	26-30	86.7	23	18/5	3-4	0/ 2/ 1/ 0
4. New Hampshire.....	12	44-53	83.0	40	25/15	4-7	1/ 1/ 4/ 0
5. Villanova.....	11	32-39	82.1	22	10/12	10-13	1/ 1/ 2/ 0
6. Richmond.....	14	51-63	81.0	38	25/13	13-17	0/ 2/ 5/ 1
7. William and Mary....	11	33-41	80.5	27	19/8	6-10	0/ 0/ 3/ 1
8. Massachusetts.....	13	40-52	76.9	33	17/16	7-9	0/ 4/ 3/ 3
9. Hofstra.....	11	33-44	75.0	21	16/5	12-17	0/ 2/ 2/ 2
10. Maine.....	11	23-31	74.2	14	8/6	9-12	1/ 0/ 2/ 2
11. Towson.....	11	27-37	73.0	17	8/9	10-13	0/ 2/ 3/ 2
12. Rhode Island.....	11	26-36	72.2	20	18/2	6-10	1/ 1/ 3/ 1

FIELD GOALS	G	Made	Att	Pct
1. Delaware.....	15	21	24	.875
2. James Madison.....	12	13	15	.867
3. Massachusetts.....	13	11	15	.733
4. Maine.....	11	10	14	.714
5. Richmond.....	14	15	22	.682
6. Villanova.....	11	12	18	.667
Towson.....	11	12	18	.667
8. Rhode Island.....	11	9	14	.643
9. William and Mary....	11	9	16	.562
10. New Hampshire.....	12	6	11	.545
11. Hofstra.....	11	14	26	.538
12. Northeastern.....	11	3	8	.375

PAT KICKING	G	Made	Att	Pct
1. Richmond.....	14	58	58	1.000
Maine.....	11	22	22	1.000
Towson.....	11	15	15	1.000
4. Massachusetts.....	13	48	49	.980
5. William and Mary....	11	40	41	.976
6. Hofstra.....	11	34	35	.971
Villanova.....	11	34	35	.971
8. Northeastern.....	11	28	29	.966
9. Delaware.....	15	64	67	.955
10. James Madison.....	12	49	52	.942
11. New Hampshire.....	12	55	59	.932
12. Rhode Island.....	11	23	26	.885

TIME OF POSSESSION	G	Total Time	Avg/G
1. Hofstra.....	11	361:32	32:52
2. Richmond.....	14	445:25	31:48
3. Maine.....	11	345:19	31:23
4. Rhode Island.....	11	345:09	31:22
5. James Madison.....	12	370:08	30:50
6. Villanova.....	11	335:26	30:29
7. Delaware.....	15	451:34	30:06
8. Massachusetts.....	13	383:10	29:28
9. Northeastern.....	11	323:10	29:22
10. Towson.....	11	311:20	28:18
11. William and Mary....	11	309:01	28:05
12. New Hampshire.....	12	311:20	25:56

KICKOFF COVERAGE	G	No.	Yards	Avg	Retn	TB	NetAvg
1. Massachusetts.....	13	74	4775	64.5	1087	21	44.2
2. Villanova.....	11	55	3437	62.5	862	10	43.2
3. James Madison.....	12	76	4384	57.7	917	14	41.9
4. New Hampshire.....	12	77	4619	60.0	1481	4	39.7
5. Towson.....	11	39	2383	61.1	727	7	38.9
6. Delaware.....	15	101	5724	56.7	1833	1	38.3
7. Rhode Island.....	11	44	2438	55.4	644	6	38.0
8. Hofstra.....	11	61	3415	56.0	999	7	37.3
9. Richmond.....	14	87	4846	55.7	1591	1	37.2
10. Maine.....	11	43	2357	54.8	743	1	37.1
11. Northeastern.....	11	45	2403	53.4	814	1	34.9
12. William and Mary....	11	58	2902	50.0	902	1	34.1



## 2007 CAA Football Team Statistics Through games of Dec 17, 2007

RED ZONE DEFENSE	G	RedZone	Percent	TDs	R/P	FG-AT	Fumb/Int/Downs/Other
1. Massachusetts.....	13	33-50	66.0	24	13/11	9-15	1/ 5/ 3/ 2
2. Delaware.....	15	37-52	71.2	29	23/6	8-14	1/ 1/ 6/ 1
3. Villanova.....	11	34-47	72.3	25	16/9	9-14	0/ 4/ 4/ 0
4. Towson.....	11	32-42	76.2	19	15/4	13-18	3/ 1/ 0/ 1
5. Rhode Island.....	11	39-51	76.5	33	20/13	6-8	2/ 1/ 3/ 4
6. Richmond.....	14	41-53	77.4	32	21/11	9-13	2/ 0/ 3/ 3
7. James Madison.....	12	33-40	82.5	26	16/10	7-8	0/ 2/ 4/ 0
8. William and Mary....	11	55-64	85.9	41	29/12	14-14	0/ 3/ 5/ 1
9. New Hampshire.....	12	44-51	86.3	32	19/13	12-14	0/ 1/ 3/ 1
10.Hofstra.....	11	26-30	86.7	21	10/11	5-6	0/ 2/ 1/ 0
11.Northeastern.....	11	35-40	87.5	26	17/9	9-10	0/ 0/ 2/ 2
12.Maine.....	11	22-23	95.7	17	11/6	5-6	0/ 0/ 0/ 0

ON-SIDE KICK SUCCESS	G	OnSide	Percent
1. James Madison.....	12	1-1	100.0
2. Rhode Island.....	11	2-4	50.0
3. Towson.....	11	0-2	0.0
Villanova.....	11	0-1	0.0
William and Mary....	11	0-1	0.0
Delaware.....	15	0-1	0.0
Maine.....	11	0-0	0.0
Northeastern.....	11	0-0	0.0
Hofstra.....	11	0-0	0.0
New Hampshire.....	12	0-0	0.0
Richmond.....	14	0-0	0.0
Massachusetts.....	13	0-0	0.0

ON-SIDE KICK ALLOWED	G	OnSide	Percent
1. Richmond.....	14	0-2	0.0
New Hampshire.....	12	0-2	0.0
Villanova.....	11	0-1	0.0
Maine.....	11	0-1	0.0
Delaware.....	15	0-1	0.0
Hofstra.....	11	0-0	0.0
Towson.....	11	0-0	0.0
Rhode Island.....	11	0-0	0.0
Massachusetts.....	13	0-0	0.0
10.William and Mary....	11	1-1	100.0
Northeastern.....	11	1-1	100.0
James Madison.....	12	1-1	100.0



## 08 PREVIEW

2007 CAA Football Individual Statistics Through games of Dec 17, 2007

RUSHING	Team	Cl	G	Att	Yds	Avg	TD	Long	Yds/G
1. Tim Hightower.....	RICH	SR	14	327	1924	5.9	20	90	137.4
2. Omar Cuff.....	DELA	SR	15	398	1945	4.9	35	48	129.7
3. Maurice Murray.....	NU	SR	11	302	1421	4.7	14	50	129.2
4. Matt Lawrence.....	UMAS	SR	13	318	1585	5.0	16	62	121.9
5. Kareem Huggins.....	HOFs	SR	9	178	957	5.4	9	71	106.3
6. Rodney Landers.....	JMU	JR	12	223	1273	5.7	12	34	106.1
7. Jhamal Fluellen.....	MAIN	JR	11	223	1052	4.7	5	50	95.6
8. Matt Dicken.....	VU	SR	11	221	922	4.2	4	44	83.8
9. Griff Yancey.....	JMU	FR	11	105	665	6.3	8	86	60.5
10. Courtland Marriner..	W&M	FR	9	115	518	4.5	1	25	57.6

PASSING AVG/GAME	Team	Cl	G	Att	Cmp	Int	Pct.	Yds	TD	Avg/G
1. Joe Flacco.....	DELA	SR	15	521	331	5	63.5	4263	23	284.2
2. Ricky Santos.....	UNH	SR	11	350	256	7	73.1	2972	24	270.2
3. Jake Phillips.....	W&M	JR	11	336	190	7	56.5	2801	19	254.6
4. Bryan Savage.....	HOFs	JR	11	367	232	16	63.2	2668	13	242.5
5. Liam Coen.....	UMAS	JR	13	360	232	14	64.4	3091	30	237.8
6. Sean Schaefer.....	TOWS	JR	11	417	255	19	61.2	2553	12	232.1
7. Eric Ward.....	RICH	SO	14	353	216	11	61.2	2341	17	167.2
8. Anthony Orio.....	NU	JR	11	229	139	6	60.7	1558	8	141.6
9. Rodney Landers.....	JMU	JR	12	205	130	5	63.4	1678	13	139.8
10. Derek Cassidy.....	URI	JR	10	153	76	6	49.7	1025	5	102.5

TOTAL OFFENSE	Team	Cl	G	Rush	Pass	Plays	Total	Yds/G
1. Ricky Santos.....	UNH	SR	11	243	2972	461	3215	292.3
2. Joe Flacco.....	DELA	SR	15	22	4263	585	4285	285.7
3. Jake Phillips.....	W&M	JR	11	192	2801	435	2993	272.1
4. Bryan Savage.....	HOFs	JR	11	302	2668	485	2970	270.0
5. Rodney Landers.....	JMU	JR	12	1273	1678	428	2951	245.9
6. Liam Coen.....	UMAS	JR	13	-94	3091	391	2997	230.5
7. Sean Schaefer.....	TOWS	JR	11	-157	2553	475	2396	217.8
8. Eric Ward.....	RICH	SO	14	476	2341	461	2817	201.2
9. Anthony Orio.....	NU	JR	11	190	1558	298	1748	158.9
10. Tim Hightower.....	RICH	SR	14	1924	0	327	1924	137.4

RECEPTIONS/GAME	Team	Cl	G	Rec	Yds	TD	Long	Avg/C	Rec/G
1. Charles Sullivan....	HOFs	SR	11	86	991	7	44	11.5	7.82
2. J.J. Moore.....	UMAS	SR	13	80	1100	5	54	13.8	6.15
3. Marcus Lee.....	TOWS	JR	11	66	680	2	39	10.3	6.00
4. Keith LeVan.....	UNH	SR	12	71	843	10	57	11.9	5.92
5. Kevin Grayson.....	RICH	FR	12	68	970	7	35	14.3	5.67
6. Demetrius Harrison..	TOWS	SR	11	58	545	4	34	9.4	5.27
7. Aaron Love.....	DELA	JR	14	73	1009	3	38	13.8	5.21
8. Mark Duncan.....	DELA	SO	15	70	916	6	84	13.1	4.67
9. Scott Sicko.....	UNH	SO	12	51	619	6	35	12.1	4.25
10. Elliott Mack.....	W&M	JR	11	46	849	5	73	18.5	4.18

RECEIVE YDS/GAME	Team	Cl	G	Rec	Yds	TD	Long	Avg/C	Yds/G
1. Charles Sullivan....	HOFs	SR	11	86	991	7	44	11.5	90.1
2. J.J. Moore.....	UMAS	SR	13	80	1100	5	54	13.8	84.6
3. Kevin Grayson.....	RICH	FR	12	68	970	7	35	14.3	80.8
4. Rasheed Rancher.....	UMAS	SR	13	49	1007	9	71	20.6	77.5
5. Elliott Mack.....	W&M	JR	11	46	849	5	73	18.5	77.2
6. Aaron Love.....	DELA	JR	14	73	1009	3	38	13.8	72.1
7. Keith LeVan.....	UNH	SR	12	71	843	10	57	11.9	70.2
8. Mike Boyle.....	UNH	JR	12	50	842	7	58	16.8	70.2
9. Marcus Lee.....	TOWS	JR	11	66	680	2	39	10.3	61.8
10. Mark Duncan.....	DELA	SO	15	70	916	6	84	13.1	61.1

ALL PURPOSE	Team	Cl	G	Rush	Rcv	PR	KR	Yds	Avg/G
1. Kareem Huggins.....	HOFs	SR	9	957	103	0	641	1701	189.0
2. Omar Cuff.....	DELA	SR	15	1945	554	0	0	2499	166.6
3. Tim Hightower.....	RICH	SR	14	1924	228	0	0	2152	153.7
4. Maurice Murray.....	NU	SR	11	1421	55	0	0	1476	134.2
5. Matt Lawrence.....	UMAS	SR	13	1585	69	0	30	1684	129.5
6. Jhamal Fluellen.....	MAIN	JR	11	1052	302	0	0	1354	123.1
7. Kervin Michaud.....	DELA	JR	13	108	682	0	806	1596	122.8
8. Chad Kackert.....	UNH	SO	9	380	196	0	526	1102	122.4
9. Keith LeVan.....	UNH	SR	12	80	843	0	380	1303	108.6
10. Jerrell Jones.....	URI	SR	10	393	120	31	541	1085	108.5

INTERCEPTIONS	Team	Cl	G	Int	Yds	TD	Long	Int/G
1. Stanley Gutierrez...	HOFs	SR	11	4	10	0	6	0.36
2. Martel Moody.....	VU	FR	10	3	71	1	43	0.30
3. Derek Cox.....	W&M	JR	11	3	69	0	69	0.27
Ki'Ameer Johnson....	URI	SR	11	3	64	1	44	0.27
David Darby.....	HOFs	SR	11	3	19	0	19	0.27
Adrian Owen.....	URI	SR	11	3	12	0	8	0.27
7. Courtney Robinson...	UMAS	JR	13	3	39	0	20	0.23
Jeromy Miles.....	UMAS	SO	13	3	6	0	6	0.23
9. Salim Koroma.....	VU	JR	9	2	42	1	42	0.22
Darrius Ramsey.....	JMU	JR	9	2	7	0	7	0.22

PASS EFFICIENCY	Team	Cl	G	Att	Cmp	Int	Pct.	Yds	TD	Eff.
1. Ricky Santos.....	UNH	SR	11	350	256	7	73.1	2972	24	163.1
2. Liam Coen.....	UMAS	JR	13	360	232	14	64.4	3091	30	156.3
3. Rodney Landers.....	JMU	JR	12	205	130	5	63.4	1678	13	148.2
4. Joe Flacco.....	DELA	SR	15	521	331	5	63.5	4263	23	144.9
5. Jake Phillips.....	W&M	JR	11	336	190	7	56.5	2801	19	141.1
6. Bryan Savage.....	HOFs	JR	11	367	232	16	63.2	2668	13	127.3
7. Eric Ward.....	RICH	SO	14	353	216	11	61.2	2341	17	126.6
8. Anthony Orio.....	NU	JR	11	229	139	6	60.7	1558	8	124.1
9. Michael Brusko.....	MAIN	SO	10	100	60	2	60.0	561	4	116.3
10. Sean Schaefer.....	TOWS	JR	11	417	255	19	61.2	2553	12	113.0

PUNT RETURN AVG	Team	Cl	G	Ret	Yds	TD	Long	Avg
1. Anthony Nelson.....	HOFs	FR	11	20	312	0	77	15.6
2. Derek Hatcher.....	RICH	SO	13	23	276	1	66	12.0
3. Matthew Szczur.....	VU	FR	11	17	165	0	36	9.7
4. J.J. Moore.....	UMAS	SR	13	28	234	1	58	8.4
5. Aaron Love.....	DELA	JR	14	17	122	0	19	7.2
6. L.C. Baker.....	JMU	SR	9	14	92	0	43	6.6
7. Marcus Lee.....	TOWS	JR	11	17	101	0	21	5.9

KICK RETURN AVG	Team	Cl	G	Ret	Yds	TD	Long	Avg
1. Justin Rogers.....	RICH	SO	12	33	1002	2	93	30.4
2. Angelo Babbaro.....	VU	SO	9	22	636	1	95	28.9
3. Chad Kackert.....	UNH	SO	9	20	526	1	94	26.3
4. Courtney Robinson...	UMAS	JR	13	19	495	1	100	26.1
Matthew Szczur.....	VU	FR	11	19	495	0	40	26.1
6. Kareem Huggins.....	HOFs	SR	9	26	641	2	98	24.7
7. David Caldwell.....	W&M	SO	11	20	486	0	54	24.3
8. Thomas Schonder.....	W&M	FR	10	17	390	0	34	22.9
9. Jimmy McClam.....	TOWS	JR	10	25	554	0	42	22.2
10. Antonio Walcott.....	MAIN	FR	11	20	422	0	34	21.1

PUNTING	Team	Cl	G	Punts	Yds	Long	Avg
1. Bryan Gianecchini..	URI	SR	11	43	1761	68	41.0
2. Tom Bishop.....	UNH	JR	12	44	1776	77	40.4
3. Ron Conway.....	NU	SO	11	45	1774	65	39.4
4. Brian Radford.....	RICH	SO	14	47	1820	52	38.7
5. Kash Kiefer.....	MAIN	JR	11	71	2707	82	38.1
6. Brett Arnold.....	UMAS	JR	12	51	1931	68	37.9
7. Zach Ugarte.....	VU	SO	11	60	2266	59	37.8
8. Jason Pritchard.....	JMU	JR	12	35	1311	70	37.5
9. Bill Shears.....	TOWS	SO	11	48	1797	63	37.4
10. Chris Hanly.....	HOFs	SR	9	37	1373	51	37.1

SCORING	Team	Cl	G	TD	XPT	FG	2XP	Pts	Pts/G
1. Omar Cuff.....	DELA	SR	15	39	0	0	0	234	15.6
2. Tim Hightower.....	RICH	SR	14	23	0	0	0	138	9.9
3. Jon Striefsky.....	DELA	JR	15	0	64	21	0	127	8.5
4. Maurice Murray.....	NU	SR	11	14	0	0	0	84	7.6
5. Dave Stannard.....	JMU	JR	12	1	49	12	0	91	7.6
6. Matt Lawrence.....	UMAS	SR	13	16	0	0	0	96	7.4
7. Andrew Howard.....	RICH	SO	14	0	58	15	0	103	7.4
8. Kareem Huggins.....	HOFs	SR	9	11	0	0	0	66	7.3
9. Rob Zarrilli.....	HOFs	SR	11	0	31	14	0	73	6.6
10. Joe Marcoux.....	VU	JR	11	0	34	12	0	70	6.4



### 2007 CAA Football Individual Statistics Through games of Dec 17, 2007

SCORING (TDs)										FIELD GOALS								
	Team	Cl	G	TD	Rush	Pass	Ret	PAT	Pts	Pts/G		Team	Cl	G	FG	FGA	Pct.	FG/G
1. Omar Cuff.....	DELA	SR	15	39	35	4	0	0	234	15.6	1. Jon Striefsky.....	DELA	JR	15	21	24	87.5	1.40
2. Tim Hightower.....	RICH	SR	14	23	20	3	0	0	138	9.9	2. Rob Zarrilli.....	HOFs	SR	11	14	26	53.8	1.27
3. Maurice Murray.....	NU	SR	11	14	14	0	0	0	84	7.6	3. Joe Marcoux.....	VU	JR	11	12	18	66.7	1.09
4. Matt Lawrence.....	UMAS	SR	13	16	16	0	0	0	96	7.4	Mark Bencivengo.....	TOWs	JR	11	12	18	66.7	1.09
5. Kareem Huggins.....	HOFs	SR	9	11	9	0	2	0	66	7.3	5. Andrew Howard.....	RICH	SO	14	15	22	68.2	1.07
6. Rodney Landers.....	JMU	JR	12	12	12	0	0	0	72	6.0	6. Dave Stannard.....	JMU	JR	12	12	14	85.7	1.00
7. Keith LeVan.....	UNH	SR	12	11	1	10	0	0	66	5.5	7. Chris Koeplin.....	UMAS	SR	13	11	15	73.3	0.85
8. Bryan Savage.....	HOFs	JR	11	10	10	0	0	0	60	5.5	8. Bobby Donnelly.....	MAIN	SR	11	9	11	81.8	0.82
9. Mike Boyle.....	UNH	JR	12	10	2	7	1	0	60	5.0	Brian Pate.....	W&M	SO	11	9	16	56.2	0.82
10. Phil Atkinson.....	VU	JR	11	9	1	8	0	0	54	4.9	10. Bryan Gianecchini..	URI	SR	11	8	11	72.7	0.73

SCORING (KICK)							
	Team	Cl	G	PATs	FGs	Pts	Pts/G
1. Jon Striefsky.....	DELA	JR	15	64-67	21-24	127	8.5
2. Andrew Howard.....	RICH	SO	14	58-58	15-22	103	7.4
3. Dave Stannard.....	JMU	JR	12	49-51	12-14	85	7.1
4. Rob Zarrilli.....	HOFs	SR	11	31-32	14-26	73	6.6
5. Joe Marcoux.....	VU	JR	11	34-35	12-18	70	6.4
6. Chris Koeplin.....	UMAS	SR	13	48-49	11-15	81	6.2
7. Brian Pate.....	W&M	SO	11	40-41	9-16	67	6.1
8. Tom Manning.....	UNH	SO	12	54-58	6-11	72	6.0
9. Mark Bencivengo.....	TOWs	JR	11	15-15	12-18	51	4.6
10. Bobby Donnelly.....	MAIN	SR	11	17-17	9-11	44	4.0

FIELD GOAL PCT							
	Team	Cl	G	FG	FGA	Long	Pct.
1. Rob Zarrilli.....	HOFs	SR	11	14	26	52	53.8

PAT KICKING PCT						
	Team	Cl	G	Made	Att	Pct.
1. Andrew Howard.....	RICH	SO	14	58	58	100.0
2. Chris Koeplin.....	UMAS	SR	13	48	49	98.0
3. Brian Pate.....	W&M	SO	11	40	41	97.6
4. Joe Marcoux.....	VU	JR	11	34	35	97.1
5. Rob Zarrilli.....	HOFs	SR	11	31	32	96.9
6. Mat Johnson.....	NU	SO	11	28	29	96.6
7. Dave Stannard.....	JMU	JR	12	49	51	96.1
8. Jon Striefsky.....	DELA	JR	15	64	67	95.5
9. Tom Manning.....	UNH	SO	12	54	58	93.1



## 08 PREVIEW

2007 CAA Football Individual Statistics Through games of Dec 17, 2007

### TACKLES (All positions)

Player	Team	Cl	G	Pos	Solo	Ast	Total	Avg/G	Sack
1. Brian Bradford.....	TOWS	SR	11	LB	65	84	149	13.5	3.5
2. Jeff Pammer.....	UNH	SR	12		53	77	130	10.8	1.5
Husain Karim.....	UNH	SR	12	LB	35	95	130	10.8	2.0
4. Maurice Wilkins.....	TOWS	SR	11	LB	41	73	114	10.4	3.0
5. Gian Villante.....	HOFs	SR	11	LB	55	55	110	10.0	1.5
6. David Caldwell.....	W&M	SO	11	DB	61	46	107	9.7	0.0
7. John Wormuth.....	MAIN	SR	9	LB	43	44	87	9.7	3.5
8. Eric McBride.....	RICH	FR	14	LB	60	66	126	9.0	2.5
9. Charles Walker.....	UMAS	SR	13	LB	45	71	116	8.9	1.0
10. Jason Hatchell.....	UMAS	SR	13	LB	49	66	115	8.8	0.5
11. Josh Rutter.....	W&M	JR	11	LB	45	51	96	8.7	1.0
12. Andrew Downey.....	MAIN	JR	9	LB	37	41	78	8.7	2.0
13. Collin McConaghy....	RICH	SO	14	LB	45	76	121	8.6	7.5
14. John Clements.....	UNH	JR	12	DB	54	45	99	8.2	0.0
15. Joe Mele.....	NU	SR	11	LB	50	40	90	8.2	3.5
16. Erik Johnson.....	DELA	JR	15	LB	69	53	122	8.1	2.0
17. Stanley Gutierrez...	HOFs	SR	11	LB	34	54	88	8.0	1.5
18. Tony LeZotte.....	JMU	SR	12		51	44	95	7.9	0.0
19. Justin Barnes.....	JMU	SR	12	LB	46	48	94	7.8	1.5
20. Hugo Souza.....	UNH	FR	12	SS	29	64	93	7.8	2.5
Marcus Haywood.....	JMU	JR	12	SS	53	40	93	7.8	0.5
22. Jovan Belcher.....	MAIN	JR	11	DL	36	49	85	7.7	10.0
John Webb.....	TOWS	SR	11	LB	37	48	85	7.7	2.5
24. Luke Bonus.....	HOFs	SO	11	LB	42	42	84	7.6	0.0
25. LT Brantley.....	URI	SR	10	LB	41	35	76	7.6	1.5
26. Anthony Bratton....	DELA	SO	14	DB	73	32	105	7.5	0.0
27. Osayi Osunde.....	VU	SO	11	LB	36	46	82	7.5	1.5
28. Drew Mack.....	TOWS	JR	10	DB	34	40	74	7.4	1.0
29. Marvin Wright.....	UNH	SR	12	DL	30	57	87	7.2	1.0
30. Andrew Harris.....	RICH	SR	13	DB	50	43	93	7.2	0.0
31. Darrel Young.....	VU	JR	11	LB	36	42	78	7.1	0.0
32. Seth Williams.....	RICH	JR	14	DB	65	32	97	6.9	1.0
33. Robert Livingston...	W&M	SO	11	DB	42	34	76	6.9	0.0
34. Stephen Howell.....	RICH	SR	13	DB	45	43	88	6.8	0.5
35. Matt Parent.....	UNH	JR	12	LB	26	55	81	6.8	3.0
36. Matt Hansen.....	URI	FR	11	DB	44	29	73	6.6	0.0
37. Kenny Scott.....	TOWS	SR	11	DB	29	43	72	6.5	0.0
38. Walter Blair.....	DELA	SO	15	LB	58	37	95	6.3	1.0
39. Jordan Stevens.....	MAIN	SO	11	LB	31	38	69	6.3	2.0
40. D.J. Brandon.....	JMU	JR	12	LB	34	41	75	6.2	1.0
41. Kevin Brown.....	NU	SR	11	DB	36	30	66	6.0	1.0
42. Ross Ventrone.....	VU	SO	11	DB	38	26	64	5.8	0.0
Ki'Ameer Johnson....	URI	SR	11	DB	39	25	64	5.8	1.0
Brandon McLaughlin..	MAIN	SO	11	DB	16	48	64	5.8	0.0
45. Nick Adams.....	JMU	SR	12	SS	35	34	69	5.8	0.0
46. Cord Parks.....	NU	JR	11	DB	38	25	63	5.7	0.5
Adrian Tracy.....	W&M	SO	11	DL	33	30	63	5.7	3.0
48. Lamir Whetstone....	MAIN	JR	9	DB	26	24	50	5.6	0.0
49. Jordan Manning.....	TOWS	JR	11	LB	32	28	60	5.5	2.0
A.J. Lillie.....	NU	SR	11	LB	33	27	60	5.5	2.0

### SACKS

Player	Team	Cl	G	Pos	Solo	Ast	Yds	Total	Avg/G
1. Jovan Belcher.....	MAIN	JR	11	DL	10	0	73	10.0	0.91
2. David Burris.....	UMAS	SR	13	DE	9	1	55	9.5	0.73
3. Matt Marcorelle.....	DELA	SO	14	DL	6	4	68	8.0	0.57
4. Collin McConaghy....	RICH	SO	14	LB	6	3	59	7.5	0.54
5. Greg Miller.....	VU	JR	11	DL	7	1	42	7.5	0.68
6. Michael Hanson.....	UMAS	SO	13	DE	6	2	67	7.0	0.54
7. Tim Kukucka.....	VU	SO	11	DE	7	0	34	7.0	0.64
8. Arthur Moats.....	JMU	SO	12	DE	5	3	38	6.5	0.54
Sam Daniels.....	JMU	SO	12	DT	6	1	29	6.5	0.54
10. Josh Jennings.....	UMAS	SO	13	LB	4	4	33	6.0	0.46

### TACKLES FOR LOSS

Player	Team	Cl	G	Pos	Solo	Ast	Yds	Total	Avg/G
1. Jovan Belcher.....	MAIN	JR	11	DL	14	6	95	17.0	1.55
2. Michael Hanson.....	UMAS	SO	13	DE	12	8	83	16.0	1.23
3. Matt Marcorelle.....	DELA	SO	14	DL	12	6	101	15.0	1.07
4. Collin McConaghy....	RICH	SO	14	LB	11	5	89	13.5	0.96
5. Brian Bradford.....	TOWS	SR	11	LB	10	7	50	13.5	1.23
6. David Burris.....	UMAS	SR	13	DE	11	4	62	13.0	1.00
7. Tim Kukucka.....	VU	SO	11	DE	12	0	55	12.0	1.09
8. Greg Miller.....	VU	JR	11	DL	11	1	61	11.5	1.05
9. Erik Johnson.....	DELA	JR	15	LB	10	2	54	11.0	0.73
10. Ken Sussman.....	HOFs	SR	11	DT	6	7	40	9.5	0.86

### FUMBLES FORCED

Player	Team	Cl	G	Num	Avg/G
1. Brian Bradford.....	TOWS	SR	11	4	0.36
2. Matt Marcorelle.....	DELA	SO	14	5	0.36
3. Jeromy Miles.....	UMAS	SO	13	4	0.31
4. Pierre Turner.....	RICH	SO	14	4	0.29
5. Tim Kukucka.....	VU	SO	11	3	0.27
Greg Miller.....	VU	JR	11	3	0.27
Stanley Gutierrez...	HOFs	SR	11	3	0.27
8. Husain Karim.....	UNH	SR	12	3	0.25
9. Andrew Downey.....	MAIN	JR	9	2	0.22
10. Martin Parker.....	RICH	SO	14	3	0.21

### FUMBLES RCVD

Player	Team	Cl	G	Num	Avg/G
1. Drew Mack.....	TOWS	JR	10	3	0.30
2. Josh Rutter.....	W&M	JR	11	3	0.27
3. Brandon Collier....	UMAS	SO	13	3	0.23
4. Martin Parker.....	RICH	SO	14	3	0.21
5. LT Brantley.....	URI	SR	10	2	0.20
6. Gian Villante.....	HOFs	SR	11	2	0.18
Bruno Dorismond....	MAIN	SR	11	2	0.18
8. Stephen Howell.....	RICH	SR	13	2	0.15
Charles Walker.....	UMAS	SR	13	2	0.15
Jeromy Miles.....	UMAS	SO	13	2	0.15

### PASSES DEFENDED

Player	Team	Cl	G	Brup	Int	Total	Avg/G
1. Jeromy Miles.....	UMAS	SO	13	8	3	11	0.85
Sean Smalls.....	UMAS	JR	13	10	1	11	0.85
3. Tony LeZotte.....	JMU	SR	12	8	2	10	0.83
4. Ki'Ameer Johnson....	URI	SR	11	6	3	9	0.82
5. Anthony Walters....	DELA	FR	15	9	3	12	0.80
6. Andrew Harris.....	RICH	SR	13	8	2	10	0.77
Stephen Howell.....	RICH	SR	13	8	2	10	0.77
8. Derek Cox.....	W&M	JR	11	5	3	8	0.73
9. Martel Moody.....	VU	FR	10	4	3	7	0.70
10. Courtney Robinson...	UMAS	JR	13	6	3	9	0.69



**2007 CAA Football**  
**CAA Football Individual Game Highs**  
**Through games of Dec 07, 2007**  
**INDIVIDUAL PLAYER GAME HIGHS**

---

Points scored _____	42	Omar Cuff (Delaware) at William and Mary Aug 30, 2007
_____	24	Six Times
Touchdowns _____	7	Omar Cuff (Delaware) at William and Mary Aug 30, 2007
_____	4	Six Times
TD responsibility _____	6	Omar Cuff (Delaware) at William and Mary Aug 30, 2007 [6r,0p]
_____	6	Ricky Santos (New Hampshire) vs RHODE ISLAND Oct 27, 2007 [1r,5p]
Points scored kicking _____	14	Rob Zarrilli (Hofstra) vs FURMAN Sep 08, 2007 [4fg,2pat]
_____	13	Andrew Howard (Richmond) vs NEW HAMPSHIRE Sep 29, 2007 [3fg,4pat]
_____	13	Jon Striefsky (Delaware) vs JAMES MADISON Nov 03, 2007 [3fg,4pat]
_____	13	Dave Stannard (James Madison) at William and Mary Nov 10, 2007 [2fg,7pat]
Total offense yards _____	462	Jake Phillips (William and Mary) vs DELAWARE Aug 30, 2007 [29r,433p]
_____	460	Ricky Santos (New Hampshire) vs RHODE ISLAND Oct 27, 2007 [41r,419p]
Total offense plays _____	70	Sean Schaefer (Towson) at James Madison Nov 17, 2007 [11r,59p]
_____	62	Ricky Santos (New Hampshire) at Richmond Sep 29, 2007 [16r,46p]
Total offense yards/play ____	30.0	L.C. Baker (James Madison) vs VMI Sep 15, 2007 [2-60]
_____	25.5	Matthew Szczur (Villanova) vs HOFSTRA Oct 27, 2007 [2-51]
Rushing yards _____	295	Tim Hightower (Richmond) at Bucknell Sep 22, 2007
_____	288	Omar Cuff (Delaware) vs DELAWARE STATE Nov 23, 2007
Rushing attempts _____	55	Maurice Murray (Northeastern) at New Hampshire Nov 03, 2007
_____	48	Omar Cuff (Delaware) vs RICHMOND Nov 10, 2007
Yards per rush _____	30.0	L.C. Baker (James Madison) vs VMI Sep 15, 2007 [2-60]
_____	25.5	Matthew Szczur (Villanova) vs HOFSTRA Oct 27, 2007 [2-51]
Rushing TDs _____	6	Omar Cuff (Delaware) at William and Mary Aug 30, 2007
_____	4	Five Times
Longest rush _____	90	Tim Hightower (Richmond) at Northeastern Sep 08, 2007
_____	86	Griff Yancey (James Madison) at Delaware Nov 03, 2007
Passing yards _____	434	Joe Flacco (Delaware) at Navy Oct 27, 2007
_____	433	Jake Phillips (William and Mary) vs DELAWARE Aug 30, 2007
Passing attempts _____	59	Sean Schaefer (Towson) at James Madison Nov 17, 2007
_____	51	Joe Flacco (Delaware) at New Hampshire Oct 06, 2007
Passing TDs _____	5	Ricky Santos (New Hampshire) vs RHODE ISLAND Oct 27, 2007
_____	4	10 Times
Longest pass _____	84	Joe Flacco (Delaware) vs RICHMOND Nov 10, 2007
_____	84	Michael Brusko (Maine) at New Hampshire Nov 17, 2007
Passes completed _____	40	Joe Flacco (Delaware) at New Hampshire Oct 06, 2007
_____	40	Sean Schaefer (Towson) at James Madison Nov 17, 2007
Had intercepted _____	4	Bryan Savage (Hofstra) at Rhode Island Sep 22, 2007
_____	3	Nine Times
Pass completion pct _____	100.0	Mike Potts (William and Mary) vs JAMES MADISON Nov 10, 2007 [3-3]
_____	91.7	Anthony Orio (Northeastern) at New Hampshire Nov 03, 2007 [11-12]
Receiving yards _____	201	Elliott Mack (William and Mary) at Richmond Nov 17, 2007
_____	198	Rasheed Rancher (Massachusetts) vs FORDHAM Nov 24, 2007
Receptions _____	12	Arman Shields (Richmond) at Vanderbilt Sep 01, 2007
_____	12	Charles Sullivan (Hofstra) vs FURMAN Sep 08, 2007
_____	12	Charles Sullivan (Hofstra) at Towson Oct 13, 2007
Yards per catch _____	49.5	Brian Mandeville (Northeastern) at Delaware Oct 13, 2007 [2-99]
_____	45.0	Bosco Williams (James Madison) vs RICHMOND Oct 27, 2007 [2-90]
Receiving TDs _____	3	Phil Atkinson (Villanova) vs PENN Sep 22, 2007
_____	3	Mike Boyle (New Hampshire) vs MAINE Nov 17, 2007
Longest reception _____	84	Mark Duncan (Delaware) vs RICHMOND Nov 10, 2007
_____	84	Jhamal Fluellen (Maine) at New Hampshire Nov 17, 2007



**2007 CAA Football  
CAA Football Individual Game Highs  
Through games of Dec 07, 2007  
INDIVIDUAL PLAYER GAME HIGHS (cont.)**

Field goal attempts _____	6	Rob Zarrilli (Hofstra) vs FURMAN Sep 08, 2007
_____	6	Brian Pate (William and Mary) vs MASSACHUSETTS Oct 27, 2007
Field goals made _____	4	Rob Zarrilli (Hofstra) vs FURMAN Sep 08, 2007
_____	3	Bryan Giannecchini (Rhode Island) vs FORDHAM Sep 01, 2007
_____	3	Mark Bencivengo (Towson) at William and Mary Sep 29, 2007
_____	3	Andrew Howard (Richmond) vs NEW HAMPSHIRE Sep 29, 2007
_____	3	Jon Striefsky (Delaware) vs NORTHEASTERN Oct 13, 2007
_____	3	Joe Marcoux (Villanova) at Massachusetts Oct 13, 2007
_____	3	Bobby Donnelly (Maine) at Stony Brook Oct 20, 2007
_____	3	Dave Stannard (James Madison) vs RICHMOND Oct 27, 2007
_____	3	Jon Striefsky (Delaware) vs JAMES MADISON Nov 03, 2007
_____	3	Joe Marcoux (Villanova) vs DELAWARE Nov 17, 2007
Longest field goal _____	52	Rob Zarrilli (Hofstra) vs FURMAN Sep 08, 2007
_____	51	Chris Koepplin (Massachusetts) vs NEW HAMPSHIRE Nov 10, 2007
Field goal pct _____	100.0	Mark Bencivengo (Towson) at William and Mary Sep 29, 2007 [3-3]
_____	100.0	Jon Striefsky (Delaware) vs NORTHEASTERN Oct 13, 2007 [3-3]
_____	100.0	Bobby Donnelly (Maine) at Stony Brook Oct 20, 2007 [3-3]
_____	100.0	Dave Stannard (James Madison) vs RICHMOND Oct 27, 2007 [3-3]
_____	100.0	Jon Striefsky (Delaware) vs JAMES MADISON Nov 03, 2007 [3-3]
PAT kicks attempted _____	9	Brian Pate (William and Mary) at VMI Sep 08, 2007
_____	9	Joe Marcoux (Villanova) vs WILLIAM AND MARY Oct 06, 2007
PAT kicks made _____	9	Brian Pate (William and Mary) at VMI Sep 08, 2007
_____	9	Joe Marcoux (Villanova) vs WILLIAM AND MARY Oct 06, 2007
PAT kicks pct _____	100.0	Brian Pate (William and Mary) at VMI Sep 08, 2007 [9-9]
_____	100.0	Joe Marcoux (Villanova) vs WILLIAM AND MARY Oct 06, 2007 [9-9]
Punts _____	11	David Miller (William and Mary) at Virginia Tech Sep 22, 2007
_____	10	Kash Kiefer (Maine) at Connecticut Sep 08, 2007
Yards punted _____	429	Kash Kiefer (Maine) at Connecticut Sep 08, 2007 [10-429]
_____	419	David Miller (William and Mary) at Virginia Tech Sep 22, 2007 [11-419]
Longest punt _____	82	Kash Kiefer (Maine) at Villanova Sep 15, 2007
_____	77	Tom Bishop (New Hampshire) vs MAINE Nov 17, 2007
Punting avg _____	56.5	Tom Bishop (New Hampshire) at Northern Iowa Nov 24, 2007 [2-113]
_____	55.7	Tom Bishop (New Hampshire) vs MAINE Nov 17, 2007 [3-167]
Punt returns _____	5	Derek Hatcher (Richmond) vs STONY BROOK Oct 13, 2007
_____	4	Six Times
Punt return yards _____	141	Derek Hatcher (Richmond) vs STONY BROOK Oct 13, 2007
_____	92	J.J. Moore (Massachusetts) at Colgate Sep 08, 2007
Longest punt return _____	77	Anthony Nelson (Hofstra) at Rhode Island Sep 22, 2007
_____	67	Anthony Nelson (Hofstra) at Northeastern Nov 10, 2007
Punt return TDs _____	1	Mark Masterson (Maine) vs MONMOUTH Sep 01, 2007
_____	1	J.J. Moore (Massachusetts) at Colgate Sep 08, 2007
_____	1	Derek Hatcher (Richmond) vs STONY BROOK Oct 13, 2007
_____	1	Jonathan Mayfield (Richmond) vs RHODE ISLAND Oct 20, 2007
_____	1	Darryl Jones (Northeastern) at Rhode Island Nov 17, 2007
_____	1	Patrick Weldon (Richmond) vs WILLIAM AND MARY Nov 17, 2007
Punt return avg _____	30.7	J.J. Moore (Massachusetts) at Colgate Sep 08, 2007 [3-92]
_____	28.2	Derek Hatcher (Richmond) vs STONY BROOK Oct 13, 2007 [5-141]
Kick returns _____	8	Jarrod Williams (Rhode Island) at Delaware Sep 15, 2007
_____	8	Justin Rogers (Richmond) at Appalachian State Dec 07, 2007
Kick return yards _____	222	Justin Rogers (Richmond) vs NEW HAMPSHIRE Sep 29, 2007
_____	217	Justin Rogers (Richmond) at Appalachian State Dec 07, 2007



**2007 CAA Football**  
**CAA Football Individual Game Highs**  
**Through games of Dec 07, 2007**  
**INDIVIDUAL PLAYER GAME HIGHS (cont.)**

Kick return avg _____	62.5	Chad Kackert (New Hampshire) at Northern Iowa Nov 24, 2007 [2-125]
_____	55.5	Kareem Huggins (Hofstra) vs MAINE Oct 06, 2007 [2-111]
Longest kick return _____	100	Courtney Robinson (Massachusetts) vs HOLY CROSS Sep 01, 2007
_____	100	Scotty McGee (James Madison) vs TOWSON Nov 17, 2007
Kick return TDs _____	1	Courtney Robinson (Massachusetts) vs HOLY CROSS Sep 01, 2007
_____	1	Justin Rogers (Richmond) at Vanderbilt Sep 01, 2007
_____	1	Kareem Huggins (Hofstra) at Albany Sep 15, 2007
_____	1	Mike Boyle (New Hampshire) vs DARTMOUTH Sep 22, 2007
_____	1	Justin Rogers (Richmond) vs NEW HAMPSHIRE Sep 29, 2007
_____	1	Kareem Huggins (Hofstra) vs MAINE Oct 06, 2007
_____	1	Angelo Babbaro (Villanova) vs HOFSTRA Oct 27, 2007
_____	1	Scotty McGee (James Madison) vs TOWSON Nov 17, 2007
_____	1	Chad Kackert (New Hampshire) at Northern Iowa Nov 24, 2007
_____	1	Mark Duncan (Delaware) vs Appalachian State Dec 14, 2007
Interceptions _____	2	Raji El-Amin (Rhode Island) vs FORDHAM Sep 01, 2007
_____	2	John Dempsey (Villanova) vs PENN Sep 22, 2007
_____	2	Derek Cox (William and Mary) vs TOWSON Sep 29, 2007
_____	2	Martel Moody (Villanova) vs HOFSTRA Oct 27, 2007
_____	2	Ben Cottingham (William and Mary) at Richmond Nov 17, 2007
Interception return yds _____	90	Sean Smalls (Massachusetts) vs TOWSON Sep 15, 2007
_____	78	Fred Andrew (Delaware) vs MONMOUTH Sep 29, 2007
Interception return avg _____	34.5	Derek Cox (William and Mary) vs TOWSON Sep 29, 2007 [2-69]
_____	26.5	Martel Moody (Villanova) vs HOFSTRA Oct 27, 2007 [2-53]
Longest interception rtn _____	90	Sean Smalls (Massachusetts) vs TOWSON Sep 15, 2007
_____	78	Fred Andrew (Delaware) vs MONMOUTH Sep 29, 2007
Interception return TDs _____	1	Salim Koroma (Villanova) at Maryland Sep 01, 2007
_____	1	Sean Smalls (Massachusetts) vs TOWSON Sep 15, 2007
_____	1	Ki'Ameer Johnson (Rhode Island) vs HOFSTRA Sep 22, 2007
_____	1	Fred Andrew (Delaware) vs MONMOUTH Sep 29, 2007
_____	1	Jeff Pammer (New Hampshire) at Hofstra Oct 20, 2007
_____	1	Martel Moody (Villanova) vs HOFSTRA Oct 27, 2007
_____	1	Seth Williams (Richmond) at Delaware Nov 10, 2007
All-purpose yards _____	323	Griff Yancey (James Madison) at Delaware Nov 03, 2007
_____	315	Tim Hightower (Richmond) at Bucknell Sep 22, 2007
Tackles _____	21.0	Husain Karim (New Hampshire) vs RHODE ISLAND Oct 27, 2007 [3-18]
_____	21.0	Jeff Pammer (New Hampshire) vs NORTHEASTERN Nov 03, 2007 [4-17]
Sacks _____	4.0	Jovan Belcher (Maine) at New Hampshire Nov 17, 2007 [4-0]
_____	4.0	John Baranowsky (James Madison) vs TOWSON Nov 17, 2007 [3-2]
Tackles for loss _____	4.5	Jovan Belcher (Maine) at New Hampshire Nov 17, 2007 [4-1]
_____	4.0	Four Times



**2007 CAA Football  
CAA Football Team Game Highs  
Through games of Feb 01, 2008  
TEAM HIGHS (highest totals made by)**

---

Points _____	63	William and Mary at VMI (Sep 08, 2007)
_____	63	Villanova vs William and Mary (Oct 06, 2007)
Points scored kicking _____	14	Hofstra vs Furman (Sep 08, 2007) [4fg,2pat]
_____	14	James Madison at Rhode Island (Oct 13, 2007) [3fg,5pat]
Touchdowns _____	9	William and Mary at VMI (Sep 08, 2007)
_____	9	Villanova vs William and Mary (Oct 06, 2007)
Total offense yards _____	649	Massachusetts vs Fordham (Nov 24, 2007) [236r,413p]
Total offense plays _____	98	Delaware vs Richmond (Nov 10, 2007) [59r,39p]
Total offense yards/play _____	9.2	Delaware vs West Chester (Sep 08, 2007) [65-599]
Rushing yards _____	479	Rhode Island at Brown (Sep 29, 2007)
Rushing attempts _____	78	Northeastern at New Hampshire (Nov 03, 2007)
Yards per rush _____	8.6	Richmond at Bucknell (Sep 22, 2007) [47-405]
Rushing TDs _____	6	Delaware at William and Mary (Aug 30, 2007)
_____	6	Richmond at Northeastern (Sep 08, 2007)
_____	6	William and Mary at VMI (Sep 08, 2007)
_____	6	Richmond at Bucknell (Sep 22, 2007)
_____	6	Rhode Island at Brown (Sep 29, 2007)
_____	6	New Hampshire vs Iona (Oct 13, 2007)
_____	6	James Madison at William and Mary (Nov 10, 2007)
Longest rush _____	90	Richmond at Northeastern (Sep 08, 2007)
Passing yards _____	434	Delaware at Navy (Oct 27, 2007)
Passing attempts _____	60	Towson at James Madison (Nov 17, 2007)
Passing TDs _____	6	Villanova vs William and Mary (Oct 06, 2007)
Longest pass _____	84	Delaware vs Richmond (Nov 10, 2007)
_____	84	Maine at New Hampshire (Nov 17, 2007)
Passes completed _____	40	Delaware at New Hampshire (Oct 06, 2007)
_____	40	Towson at James Madison (Nov 17, 2007)
Had intercepted _____	4	Hofstra at Rhode Island (Sep 22, 2007)
Pass completion pct _____	91.7	Northeastern at New Hampshire (Nov 03, 2007) [11-12]
Yards per catch _____	22.0	James Madison at Rhode Island (Oct 13, 2007) [11-242]
Field goal attempts _____	6	Hofstra vs Furman (Sep 08, 2007)
_____	6	William and Mary vs Massachusetts (Oct 27, 2007)
Field goals made _____	4	Hofstra vs Furman (Sep 08, 2007)
Longest field goal _____	52	Hofstra vs Furman (Sep 08, 2007)
Field goal pct _____	100.0	Towson at William and Mary (Sep 29, 2007) [3-3]
_____	100.0	Delaware vs Northeastern (Oct 13, 2007) [3-3]
_____	100.0	James Madison at Rhode Island (Oct 13, 2007) [3-3]
_____	100.0	Maine at Stony Brook (Oct 20, 2007) [3-3]
_____	100.0	James Madison vs Richmond (Oct 27, 2007) [3-3]
_____	100.0	Delaware vs James Madison (Nov 03, 2007) [3-3]
PAT kicks attempted _____	9	William and Mary at VMI (Sep 08, 2007)
_____	9	Villanova vs William and Mary (Oct 06, 2007)
PAT kicks made _____	9	William and Mary at VMI (Sep 08, 2007)
_____	9	Villanova vs William and Mary (Oct 06, 2007)
PAT kicks pct _____	100.0	William and Mary at VMI (Sep 08, 2007) [9-9]
_____	100.0	Villanova vs William and Mary (Oct 06, 2007) [9-9]
Punts _____	11	William and Mary at Virginia Tech (Sep 22, 2007)
Longest punt _____	82	Maine at Villanova (Sep 15, 2007)
Yards punted _____	429	Maine at Connecticut (Sep 08, 2007) [10-429]
Punting avg _____	51.0	Massachusetts at Colgate (Sep 08, 2007) [5-255]



**2007 CAA Football  
CAA Football Team Game Highs  
Through games of Feb 01, 2008  
TEAM HIGHS cont. (highest totals made by)**

Punt returns _____	5	New Hampshire vs Iona (Oct 13, 2007)
_____	5	Richmond vs Stony Brook (Oct 13, 2007)
Punt return yards _____	141	Richmond vs Stony Brook (Oct 13, 2007)
Punt return avg _____	30.7	Massachusetts at Colgate (Sep 08, 2007) [3-92]
Punt return TDs _____	1	Maine vs Monmouth (Sep 01, 2007)
_____	1	Massachusetts at Colgate (Sep 08, 2007)
_____	1	Richmond vs Stony Brook (Oct 13, 2007)
_____	1	Richmond vs Rhode Island (Oct 20, 2007)
_____	1	Northeastern at Rhode Island (Nov 17, 2007)
_____	1	Richmond vs William and Mary (Nov 17, 2007)
Longest punt return _____	77	Hofstra at Rhode Island (Sep 22, 2007)
Kick returns _____	8	William and Mary vs Delaware (Aug 30, 2007)
_____	8	Northeastern vs Richmond (Sep 08, 2007)
_____	8	Rhode Island at Delaware (Sep 15, 2007)
_____	8	Rhode Island at New Hampshire (Oct 27, 2007)
_____	8	Delaware at Navy (Oct 27, 2007)
_____	8	James Madison at Delaware (Nov 03, 2007)
_____	8	William and Mary vs James Madison (Nov 10, 2007)
_____	8	Richmond at Appalachian State (Dec 07, 2007)
_____	8	Delaware vs Appalachian State (Dec 14, 2007)
_____	8	Richmond vs New Hampshire (Sep 29, 2007)
Kick return yards _____	230	James Madison vs Towson (Nov 17, 2007) [2-111]
Kick return avg _____	55.5	Massachusetts vs Holy Cross (Sep 01, 2007)
Longest kick return _____	100	James Madison vs Towson (Nov 17, 2007)
_____	100	Massachusetts vs Holy Cross (Sep 01, 2007)
Kick return TDs _____	1	Richmond at Vanderbilt (Sep 01, 2007)
_____	1	Hofstra at Albany (Sep 15, 2007)
_____	1	New Hampshire vs Dartmouth (Sep 22, 2007)
_____	1	Richmond vs New Hampshire (Sep 29, 2007)
_____	1	Hofstra vs Maine (Oct 06, 2007)
_____	1	Villanova vs Hofstra (Oct 27, 2007)
_____	1	James Madison vs Towson (Nov 17, 2007)
_____	1	New Hampshire at Northern Iowa (Nov 24, 2007)
_____	1	Delaware vs Appalachian State (Dec 14, 2007)
_____	1	Villanova vs Penn (Sep 22, 2007)
Interceptions _____	7	Massachusetts vs Towson (Sep 15, 2007)
Interception return yds _____	101	Delaware vs Monmouth (Sep 29, 2007) [2-84]
Interception return avg _____	42.0	Massachusetts vs Towson (Sep 15, 2007)
Longest interception rtn _____	90	Villanova at Maryland (Sep 01, 2007)
Interception return TDs _____	1	Massachusetts vs Towson (Sep 15, 2007)
_____	1	Rhode Island vs Hofstra (Sep 22, 2007)
_____	1	Delaware vs Monmouth (Sep 29, 2007)
_____	1	New Hampshire at Hofstra (Oct 20, 2007)
_____	1	Villanova vs Hofstra (Oct 27, 2007)
_____	1	Richmond at Delaware (Nov 10, 2007)
_____	1	Rhode Island at Maine (Nov 10, 2007)
Fumbles lost _____	4	Maine vs Rhode Island (Nov 10, 2007)
Fumbles recovered _____	4	Towson at James Madison (Nov 17, 2007)
Sacked by opp _____	9	James Madison vs Towson (Nov 17, 2007)
QB sacks _____	9	James Madison vs Towson (Nov 17, 2007)
Turnovers committed _____	5	Northeastern at Massachusetts (Oct 20, 2007)
Turnovers caused _____	8	Villanova vs Penn (Sep 22, 2007)



**2007 CAA Football**  
**CAA Football Team Game Highs**  
**Through games of Feb 01, 2008**  
**TEAM HIGHS cont. (highest totals made by)**

---

First downs _____	31	William and Mary at VMI (Sep 08, 2007)
_____	31	Rhode Island at New Hampshire (Oct 27, 2007)
1st downs rushing _____	23	Rhode Island at Brown (Sep 29, 2007)
1st downs passing _____	21	Delaware at Navy (Oct 27, 2007)
1st downs by penalty _____	4	Towson at Morgan State (Sep 08, 2007)
_____	4	Northeastern vs Northwestern State (Sep 15, 2007)
_____	4	William and Mary vs Liberty (Sep 15, 2007)
_____	4	Northeastern at UC Davis (Sep 22, 2007)
_____	4	Massachusetts vs Northeastern (Oct 20, 2007)
_____	4	Northeastern at Massachusetts (Oct 20, 2007)
_____	4	New Hampshire at Massachusetts (Nov 10, 2007)
_____	4	Northeastern at Rhode Island (Nov 17, 2007)
_____	4	William and Mary at Richmond (Nov 17, 2007)
_____	4	Towson at James Madison (Nov 17, 2007)
Penalties _____	19	Maine vs Towson (Nov 03, 2007)
Penalties yards _____	135	Massachusetts at Colgate (Sep 08, 2007)



# CAA FOOTBALL

# STYLE GUIDE

For more information regarding the CAA Football style guide and the corresponding schools' usage, please contact CAA Football Director of Communications and the Colonial Athletic Association Communications department at 804.754.1616 or email the communications staff.  
Scott Meyer, Dir. of CAA Football Communications -- smeyer@caasports.com ----- Rob Washburn, Asst. Commissioner/Communications -- rwashburn@caasports.com

**Logo Usage:** Below (broken up by division) are the primary logos and helmet illustrations for CAA Football and each of its schools which should be used for publication.

## CAA FOOTBALL -- NORTH DIVISION

### HOFSTRA "PRIDE"



### MAINE "BLACK BEARS"



### MASSACHUSETTS "MINUTEMEN"



### NEW HAMPSHIRE "WILDCATS"



### NORTHEASTERN "HUSKIES"



### RHODE ISLAND "RAMS"



## CAA FOOTBALL -- SOUTH DIVISION

### DELAWARE "BLUE HENS"



### JAMES MADISON "DUKES"



### RICHMOND "SPIDERS"



### TOWSON "TIGERS"



### VILLANOVA "WILDCATS"



### WILLIAM AND MARY "TRIBE"





Tribe



# BACK FOR MORE

RETAINING TACKLERS

WATCHELL, UMASS	134
WALKER, UMASS	131
AIN, KARIN, UNH	108
F. PAMMER, UNH	99
E. BONUS, HOF	97



## 2008 CAA FOOTBALL MEDIA DAY

JULY 23, 2008  
10 A.M. | ESPNZONE  
BALTIMORE, MD