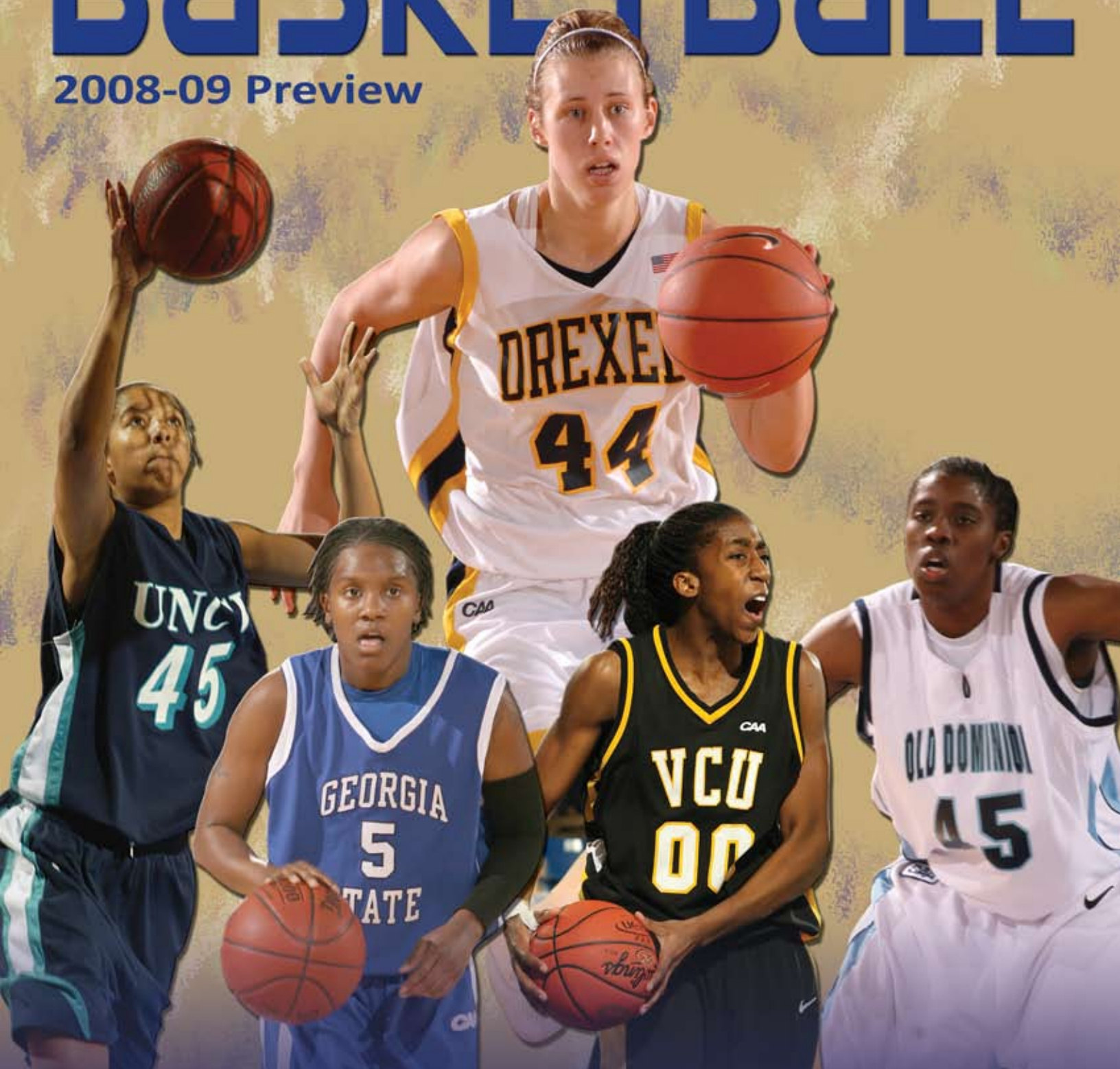


CAA *women's* BASKETBALL

2008-09 Preview



Delaware ♦ Drexel ♦ George Mason ♦ Georgia State ♦ Hofstra ♦ James Madison
UNC Wilmington ♦ Northeastern ♦ Old Dominion ♦ Towson ♦ VCU ♦ William & Mary

2008-09 CAA WOMEN'S BASKETBALL



Corinthia Benison



Rashauna Hobbs

The start of the college basketball season is just a couple of months away and we are excited about the prospects for another strong year in the CAA.

This prospectus contains a breakdown of all 12 CAA teams and information is current as of August 26, 2008, but is subject to change.

CAA Basketball Media Day will be held on Wednesday, October 22 at the ESPN-Zone in Washington, D.C. We hope you're able to join us.

If there is any other information that you need, feel free to contact the CAA office at any time.



Britné Rodgers

Niki DeSantis, Director of Communications
Office Phone: 804-754-1616, ext. 30
Cell Phone: 814-450-1979
E-Mail: ndesantis@caasports.com
Web Site: www.caasports.com



On the cover: Returning All-CAA performers: Drexel junior forward Gabriela Marginean, UNC Wilmington sophomore guard/forward Brittany Blackwell, Georgia State senior guard Brittany Hollins, VCU senior forward Quanitra Hollingsworth, and Old Dominion senior center/forward Tiffany Green.



Dawn Evans



Kim Carr



Shanae Baker-Brice



Tiffany Benson



2008-09 PREVIEW



POSTSEASON SUCCESS IN THE NCAA: Old Dominion captured its 17th straight CAA title, danced to the Sweet 16 of the NCAA Tournament and finished with a 31-5 record in 2007-08. It was the Lady Monarchs' best record since the 1996-97 season when they advanced to the national championship game. ODU, which was seeded fifth in the Greensboro Regional, reached the NCAA Sweet 16 for the first time since 2002 by defeating Liberty and Virginia before falling to Connecticut in the Regional semifinals. Four of the Lady Monarchs' five losses came against teams that reached the 2008 Final Four (Connecticut, Stanford, Tennessee). The Lady Monarchs spent 18 weeks in the Top 25 polls and finished the season ranked 10th.

POSTSEASON SUCCESS IN THE WNIT: James Madison and VCU were selected to the Women's National Invitation Tournament, making it the third consecutive season that at least three CAA teams continued in the postseason. JMU received an automatic bid to the WNIT and VCU earned a postseason berth for just the second time in school history with an at-large bid to the WNIT. The Dukes reached the third round with a win over Radford at home and an overtime victory at Indiana. VCU defeated Charlotte on the road for their first postseason victory since 1995. It was the first time in CAA history that two different teams won WNIT games in the same season.



PLENTY OF TALENT RETURNING: CAA teams welcome back 67% of their starters from a year ago, including seven players who earned All-CAA honors. Drexel's Gabriela Marginean is the lone first-team all-conference returnee, while UNC Wilmington's Brittany Blackwell, Old Dominion's Tiffany Green and VCU's Quanitra Hollingsworth are back from the second team. Returning third-team members include Jessica Canady of Old Dominion, Brittany Hollins of Georgia State and Sahsha Taylor of UNC Wilmington.



RETURNING STAT LEADERS: The CAA will return six of last season's top 10 scorers and seven of the top 10 rebounders. The league also welcomes back seven of the top eight assist leaders and five of the top eight leaders in thefts. Drexel's Gabriela Marginean leads all returning scorers after averaging 19.0 points per game a year ago, while Quanitra Hollingsworth from VCU is the top leader on the boards after averaging 9.5 rebounds per outing.

CAA NO. 11 IN RPI RANKING: The CAA completed the season ranked 11th among the nation's 31 Division I conferences in women's basketball according to the RPI report compiled by Collegiate Basketball News. Old Dominion led the conference at #9, while James Madison and VCU followed at #45 and #51 respectively.

ODU CAPTURES 17TH STRAIGHT CAA TITLE: Old Dominion edged VCU, 71-64, in another thrilling title game to capture its NCAA-record 17th consecutive CAA championship. The Lady Monarchs have never lost a CAA tournament game since joining the league back in 1991-92. With the win, ODU advanced to its 25th NCAA Tournament, which is tied with Louisiana Tech for the second-most appearances in Division I behind only Tennessee. The Lady Monarchs have won 20 or more games during all 17 seasons as a CAA member.



TV EXPOSURE: CAA women's basketball increased its television exposure with 25 games on the air in 2007-08. All 12 teams made at least one television appearance. The CAA women's basketball semifinals (CN8) and championship (Comcast SportsNet) games were included in the 2007-08 season package. The 25 games broadcast for CAA women's basketball is an all-time best in the history of the league.



GEORGE MASON HIRES JERI PORTER AS NEW HEAD COACH: George Mason will be the only CAA team with a new head coach this season as Jeri Porter replaces Debbie Taneyhill. Porter was the head coach at Radford for the past six seasons, where she guided the Highlanders to a 93-85 overall record. Prior to that, she spent four years at the helm of the North Alabama program finishing with a 64-43 mark.

CAA TEAMS AMONG THE NCAA STATISTICAL LEADERS (Top 15): JMU topped the nation in rebound margin last season, beating their opponents on the boards by a margin of 12.9 per game. Drexel finished second in the nation in free throw percentage (81.3%) and 12th in scoring defense (54.6 ppg). Towson ranked ninth in steals per game (12.6 spg), while Delaware followed in 14th (11.6 spg). Old Dominion finished 12th in scoring (75.2 ppg), 13th in assists (16.6 apg) and 14th in scoring margin (+14.4 ppg) and blocked shots (5.3 bpg). Northeastern was 12th in FT percentage (77.0%).

CAA INDIVIDUALS AMONG THE NCAA STATISTICAL LEADERS (Top 25): Drexel's Gabriela Marginean led the nation in free throw percentage (91.5%) and was 22nd nationally in scoring (19.0 ppg) last season. JMU's Tamera Young ranked 11th in scoring (20.4 ppg) and 10th in rebounding (10.4 rpg), while UNCW's Greta Luksyte was 11th in free throw percentage (87.6%). Drexel's Narissa Suber was 23rd in Division I in 3-point FG percentage (41.3%) and JMU's Dawn Evans ranked 10th with 2.8 three-point field-goals per game.

HOME SWEET HOME: Old Dominion is the only CAA team that did not lose a contest on its home court last season. The Lady Monarchs' 26-game home winning streak is tied for the best in the nation with Hartford. Earlier last season, James Madison owned the longest current winning streak in the nation on their home court with 30 victories dating back to the 2005-06 campaign, but it was spoiled by nationally-ranked Maryland on Dec. 20, 2007.

NCAA WOMEN'S BASKETBALL (DI) HOME COURT WINNING STREAK

1.	Hartford	26
	OLD DOMINION	26
3.	Maryland	21
4.	Ark. Little Rock	20
	North Carolina	20
6.	Boise St.	17
	Montana	17
8.	Connecticut	16
9.	Stanford	15
10.	Rutgers	14
	UTEP	14
	Utah	14



2008-09 PREVIEW

DREXEL'S MARGINEAN TIES FASTEST PLAYER TO REACH 1,000 POINTS: Drexel forward Gabriela Marginean collected the 1,000th point of her career against Towson on Feb. 28, 2008 and tied ODU's Clarisse Machanguana for the fastest in the CAA to reach the career milestone in just 58 games.

2009 AND 2010 CAA WOMEN'S BASKETBALL CHAMPIONSHIP: James Madison University has been selected to host the CAA Women's Basketball Championship in 2009 and 2010 by the league's athletic directors. JMU previously served as host for the 1987, 1991 and 1994 women's championships. All games in the four-day, 11-game tournament will be played at the 7,612-seat JMU Convocation Center in Harrisonburg, Va., with the winner earning an automatic bid to the NCAA Tournament. The Dukes will welcome all 12 teams March 12-15, 2009 for this year's championship.



WOMEN'S BASKETBALL CHAMPIONSHIP

2007-08 MOST IMPROVED WOMEN'S BASKETBALL TEAMS DIVISION I

Team	2006-07	2007-08	Improved
1. Winthrop	6-26	20-12	+14.0
2. Syracuse	9-20	22-9	+12.0
3. Dayton	12-19	25-9	+11.5
4. NORTHEASTERN	4-26	14-16	+10.0
5. Cleveland St.	8-22	19-14	+9.5
New Mexico St.	13-18	23-9	+9.5
Portland St.	12-18	23-9	+9.5
8. Florida	9-22	19-14	+9.0
Miami (Ohio)	12-18	23-11	+9.0
UNC WIMINGTON	8-23	17-14	+9.0
11. Drake	14-19	23-11	+8.5
DREXEL	10-21	18-12	+8.5
Liberty	19-12	28-4	+8.5
Utah	19-14	27-5	+8.5
T.18 VCU	17-13	26-8	+7.0

MOST IMPROVED SQUADS: Four CAA teams were among the top 25 most improved squads in Division I women's basketball last season. Northeastern topped the league with a 10-game turnaround, going 14-16 last year in the second season under coach Daynia La-Force Mann after going 4-26 in 2006-07. UNC Wilmington (9), Drexel (8.5), and VCU (7) also ranked among the top 25 most improved squads.

WINNING BIG & SETTING RECORDS: Four CAA teams completed the 2007-08 season with 22 or more victories. Over the past three seasons, 12 CAA squads have eclipsed the 22-win total. Old Dominion finished last season with 31 victories, the most wins since 1996-97 when the Lady Monarchs won 35 contests. ODU was followed by VCU's school-record 26 wins, James Madison's 24 and Towson's school-record 22 victories.



2007-08 CAA WOMEN'S BASKETBALL FINAL REPORT

	Conference						Overall						
	W	L	Pct.	H	A	Stk.	W	L	Pct.	H	A	N	Stk.
Old Dominion	17	1	.944	9-0	8-1	W1	31	5	.861	16-0	11-2	4-3	L1
James Madison	14	4	.778	8-1	6-3	W2	24	10	.706	14-2	10-6	1-2	L1
VCU	13	5	.722	6-3	7-2	W4	26	8	.764	12-3	12-4	2-1	L1
Drexel	13	5	.722	8-1	5-4	W3	18	12	.600	12-3	6-8	0-1	L1
Towson	12	6	.667	6-3	6-3	W2	22	10	.688	9-4	10-5	3-1	L1
Northeastern	8	10	.444	4-5	4-5	W6	14	16	.467	7-5	5-9	2-2	L1
William & Mary	7	11	.389	3-6	4-5	L2	14	18	.438	4-8	6-8	4-2	L1
UNC Wilmington	7	11	.389	3-6	4-5	L3	17	14	.548	9-6	7-7	1-2	L1
Delaware	6	12	.333	3-6	3-6	L5	7	24	.226	4-12	3-9	0-2	L6
Georgia State	5	13	.278	3-6	2-7	L2	8	22	.267	5-10	2-10	1-2	L3
George Mason	3	15	.167	1-8	2-7	L7	9	21	.300	6-8	2-12	1-1	L8
Hofstra	3	15	.167	2-7	1-8	L1	5	25	.167	3-10	1-12	1-3	L2

2008 POST SEASON AWARDS

Player of the Year: Tamera Young, JMU
Coach of the Year: Wendy Larry, Old Dominion
Rookie of the Year: Brittany Blackwell, UNCW
Def. Player of the Year: Kyle DeHaven, Delaware

First Team All-CAA

T.J. Jordan, Sr., G, Old Dominion
 Kyra Kaylor, Sr., F, William & Mary
 Gabriela Marginean, So., F, Drexel
 Krystal Vaughn, Sr., F, VCU
 Tamera Young, Sr., G, James Madison

Second Team All-CAA

Brittany Blackwell, Fr., G/F, UNC Wilmington
 Tiffany Green, Jr., C/F, Old Dominion
 Quanitra Hollingsworth, Jr., C, VCU
 Holly Mahan, Sr., G, Towson
 Shaleyse Smallwood, Sr., G, Northeastern

Third Team All-CAA

Shanae Baker-Brice, So., G, Towson
 Jessica Canady, So., F, Old Dominion
 Kyle DeHaven, Sr., G, Delaware
 Brittany Hollins, Jr., G, Georgia State
 Narissa Suber, Sr., G, Drexel
 Sahsha Taylor, Jr., G/F, UNC Wilmington

CAA All-Rookie Team

Brittany Blackwell, Fr., G/F, UNC Wilmington
 Dawn Evans, Fr., G, James Madison
 Jasmine Parker, Fr., G, Old Dominion
 Britne Rodgers, Fr., G/F, Hofstra
 Jasmina Rosseel, Fr., G, Drexel

CAA All-Defensive Team

Tiffany Benson, So., F, William & Mary
 Kyle DeHaven, Sr., G, Delaware
 Tiffany Green, Jr., C/F, Old Dominion
 Brittany Hollins, Jr., G, Georgia State
 Holly Mahan, Sr., G, Towson

CAA STATISTICAL LEADERS

Scoring

1. Tamera Young, JMU 20.4
 2. Gabriela Marginean, DREX 19.0
 3. Krystal Vaughn, VCU 15.6
 4. Kyra Kaylor, W&M 14.4
 5. Brittany Blackwell, UNCW 14.4

Rebounding

1. Tamera Young, JMU 10.4
 2. Kyra Kaylor, W&M 8.4
 3. Shay Rawls, GSU 8.3
 4. Tiffany Benson, W&M 8.1
 5. Kandace Davis, Towson 7.9

FG % (Min. 4 made per game)

1. Jessica Canady, ODU 56.5%
 2. Danyiell McKeller, GSU 52.7%
 3. Brittany Blackwell, UNCW 51.2%
 4. Shahida Williams, ODU 49.8%
 5. Gabriela Marginean, DREX 49.8%

FT % (Min. 2 made per game)

1. Gabriela Marginean, DREX 91.5%
 2. Dawn Evans, JMU 91.2%
 3. Greta Luksyte, UNCW 87.6%
 4. Lucia Pablos, NU 84.3%
 5. Kyra Kaylor, W&M 82.7%

Assists

1. Jazzmin Walters, ODU 4.97
 2. LaKea Jones, VCU 4.68
 3. Brittany Hollins, GSU 4.57
 4. Shaleyse Smallwood, NU 4.53
 5. Shanae Baker-Brice, TOW 4.19

Steals

1. Kyle DeHaven, Delaware 4.59
 2. Holly Mahan, Towson 2.75
 3. Brittany Hollins, GSU 2.73
 4. Devin James, W&M 2.63
 5. Niki Williams, Hofstra 2.10

Blocks

1. Tiffany Green, ODU 1.94
 2. Tiffany Benson, W&M 1.81
 3. Megan Pym, ODU 1.44
 4. Brooke Cornish, DREX 1.36
 5. Nina Ugdah, JMU 1.18

CAA WOMEN'S BASKETBALL CHAMPIONSHIP Bob Carpenter Center - Newark, Del.

Thurs., March 13 - First Round

#7 William & Mary 82, #10 Georgia State 60
 #6 Northeastern 78, #11 George Mason 46
 #8 UNC Wilmington 59, #9 Delaware 56
 #5 Towson 61, #12 Hofstra 52

Fri., March 14 - Quarterfinals

#2 James Madison 53, #7 William & Mary 46
 #3 VCU 51, #6 Northeastern 50
 #1 Old Dominion 82, #8 UNC Wilmington 65
 #5 Towson 62, #4 Drexel 53

Sat., March 15 - Semifinals

#3 VCU 69, #2 James Madison 60
 #1 Old Dominion 74, #5 Towson 51

Sun., March 16 - Championship

#1 Old Dominion 71, #3 VCU 64

NCAA WOMEN'S BASKETBALL CHAMPIONSHIP

Greensboro Regional - Norfolk, Va.

Sun., March 23 - First Round

#5 Old Dominion 82, #12 Liberty 62

Tues., March 25 - Second Round

#5 Old Dominion 88, #4 Virginia 85 (ot)

Greensboro Regional - Greensboro, N.C.

Sun., March 30 - Regional Semifinals

#1 Connecticut 78, #5 Old Dominion 63

WOMEN'S NIT

Thurs., March 20 - First Round - Harrisonburg, Va.

James Madison 80, Radford 58

Sat., March 22 - First Round - Charlotte, N.C.

VCU 80, Charlotte 67

Sat., March 22 - Second Round - Bloomington, Ind.

James Madison 86, Indiana 81 (ot)

Mon., March 24 - Second Round - Ann Arbor, Mich.

Michigan 75, VCU 57

Wed., March 26 - Third Round - Lexington, Ky.

Kentucky 84, James Madison 76



RETURNING STAT LEADERS

Top Returning Scorers


Gabriela Marginean, Drexel	Jr.	F	19.0 ppg
Brittany Blackwell, UNC Wilmington	So.	G/F	14.4 ppg
Dawn Evans, James Madison	So.	G	13.5 ppg
Sahsha Taylor, UNC Wilmington	Sr.	G/F	13.4 ppg
Quanitra Hollingsworth, VCU	Sr.	F	13.3 ppg*
Brittany Hollins, Georgia State	Sr.	G	13.2 ppg
Shanae Baker-Brice, Towson	Jr.	G	11.7 ppg
Tiffany Green, Old Dominion	Sr.	C/F	11.4 ppg
Greta Luksyte, UNC Wilmington	Jr.	G	11.2 ppg
Jessica Canady, Old Dominion	Jr.	F	11.0 ppg
Danyiell McKeller, Georgia State	Jr.	F	10.9 ppg



Gabriela Marginean

Top Returners In Rebounding

Quanitra Hollingsworth, VCU	Sr.	F	9.5 rpg*
Shay Rawls, Georgia State	Jr.	C	8.3 rpg
Tiffany Benson, William & Mary	Jr.	F	8.1 rpg
Kandace Davis, Towson	Jr.	F	7.9 rpg
Brittany Blackwell, UNC Wilmington	So.	G/F	7.7 rpg
Tiffany Green, Old Dominion	Sr.	C/F	7.6 rpg
Kisha Stokes, James Madison	Sr.	G/F	7.6 rpg
Gabriela Marginean, Drexel	Jr.	F	7.1 rpg
Candace Walker, UNC Wilmington	Jr.	G	6.8 rpg
Jessica Canady, Old Dominion	Jr.	F	6.5 rpg
D'Andra Moss, VCU	Jr.	F	6.0 rpg
Nina Uqdah, James Madions	Sr.	F	6.0 rpg
Sahsha Taylor, UNC Wilmington	Sr.	G/F	5.9 rpg



Quanitra Hollingsworth

Top Returners In Assists

Jazzmin Walters, Old Dominion	Sr.	G	5.0 apg
Brittany Hollins, Georgia State	Sr.	G	4.6 apg
Shanae Baker-Brice, Towson	Jr.	G	4.2 apg
Dawn Evans, James Madison	So.	G	3.8 apg
Alis Freeman, Towson	Sr.	G	3.7 apg
Niki Williams, Hofstra	Sr.	G	3.7 apg
Monica Mann, Georgia State	Jr.	G	3.7 apg
Candice Bellocchio, Hofstra	So.	G	3.3 apg
Nicole Hester, Drexel	Sr.	F	3.2 apg
La'Tavia Rorie, VCU	Jr.	G	2.9 apg



Jazzmin Walters

* Hollingsworth played only 23 games before having to sit the final 11 due to an injury.

RETURNING STAT LEADERS



Top Returners In Steals

Brittany Hollins, Georgia State	Sr.	G	2.7 spg
Niki Williams, Hofstra	Sr.	G	2.1 spg
Candace Walkers, UNC Wilmington	Jr.	G	2.0 spg
Shanae Baker-Brice, Towson	Jr.	G	2.0 spg
Alis Freeman, Towson	Sr.	G	2.0 spg
Brittany Blackwell, UNC Wilmington	So.	G/F	1.8 spg
Gabriela Marginean, Drexel	Jr.	F	1.8 spg
Natty Fripp, Hofstra	Sr.	G	1.8 spg
Sahsha Taylor, UNC Wilmington	Sr.	G/F	1.7 spg



Brittany Hollins

Top Returners In Three-Pointers Made

Dawn Evans, James Madison	So.	G	85
Courtney Portell, William & Mary	Sr.	G	72
Ashlee Feldman, Northeastern	Sr.	G	64
Kendra Walton, Northeastern	Jr.	F	50
Jasmina Rosseel, Drexel	So.	G	43
Greta Luksyte, UNC Wilmington	Jr.	G	43
La'Tavia Rorie, VCU	Jr.	G	43
Jazzmin Walters, Old Dominion	Sr.	G	41
Rashauna Hobbs, George Mason	Jr.	G	39
Natty Fripp, Hofstra	Sr.	G	39
Nicole Hester, Drexel	Sr.	F	31



Dawn Evans

Top Returners In Blocked Shots

Tiffany Green, Old Dominion	Sr.	C/F	2.0 bpg
Tiffany Benson, William & Mary	Jr.	F	1.8 bpg
Brooke Cornish, Drexel	Jr.	F	1.4 bpg
Nina Uqdah, James Madison	Sr.	F	1.2 bpg
Kandace Davis, Towson	Jr.	F	1.0 bpg



Tiffany Green



2008-09 CAA TEAM NOTES

DELAWARE	<p>Despite struggling a year ago, Delaware has been one of the CAA's top programs under head coach Tina Martin. The Blue Hens have recorded seven 20-win seasons in the past nine years and have made six post-season appearances since 2001.</p> <p>The Blue Hens return four young players who combined to start 69 games last season. Junior Corinthia Benison and sophomores Vanessa Kabongo, Ariene Jenkins and Tesia Harris contributed 24 points per contest a year ago and nearly 13 boards per outing.</p> <p>Benison ranked second on the team in assists (46) and steals (43) last season, trailing only All-CAA guard Kyle De-Haven.</p>
DREXEL	<p>Drexel returns eight letterwinners and three starters from last year's squad that posted its best-ever record in CAA play with a 13-5 mark.</p> <p>Junior forward and All-CAA first-team member Gabriela Marginean returns for the Dragons after back-to-back stellar seasons. The junior averaged 19.0 ppg a year ago and tied ODU's Clarisse Machanguana (1994-97) for fastest player in league to reach 1,000 career points in 58 games.</p> <p>Senior Nicole Hester was the recipient of the 2008 V Foundation Comeback Award. Hester missed the entire 2006-07 season while battling Hodgkin's Lymphoma, but return to the court a year ago and averaged 7.1 ppg.</p>
GEORGE MASON	<p>George Mason will be led by new head coach Jeri Porter, who was the head coach at Radford University for the past six seasons. Under Porter's direction last season, the Highlanders reached the Big South championship game for the second year in row, recorded the second-most wins in school history (23-12), and played in the WNIT.</p> <p>The Patriots return eight letterwinners and four starters as they look to improve on last season's 9-21 overall mark. Seven newcomers should also make an impact.</p> <p>Junior Rashauna Hobbs is Mason's top returnee in scoring (5.7 ppg), assists (34) and steals (29). Hobbs also led the Patriots with 39 three-pointers a year ago.</p>
GEORGIA STATE	<p>Georgia State could be primed for its best season yet as a CAA member as the Panthers welcome back all five starters and their top seven scorers from a year ago.</p> <p>Senior Brittany Hollins earned third-team All-CAA honors in 2008 and has been a three-time All-CAA Defensive team member. Hollins led the Panthers in scoring (13.2 ppg), assists (4.6 apg) and steals (82) last season while averaging a league-high 37.6 minutes per outing.</p> <p>State should be strong inside with the return of junior Danyiell McKeller, who averaged 10.9 ppg and shot 52.7% from the field, and Shay Rawls, who was among the CAA leaders in rebounding with 8.3 caroms per game.</p>
HOFSTRA	<p>Hofstra should be much improved this season with the return of 11 letterwinners, including all five starters. Topping the group of returnees is junior Sam Brigham, who scored 10.4 ppg.</p> <p>Britné Rodgers was selected to the CAA All-Rookie team a year ago after contributing 9.4 points and 5.0 rebounds per contest. The sophomore was the Pride's top scorer in CAA contests with 11.9 ppg.</p> <p>Junior Jess Fuller will return after missing most of last season due to an injury. She averaged 11.2 points and 6.4 rebounds per game in the four contests she participated in before her injury.</p>
JAMES MADISON	<p>The Dukes return a pair of starters from last year's 24-10 team that advanced to the third round of the Women's National Invitation postseason tournament. JMU has made three straight post-season appearances under coach Kenny Brooks and has won 24 or more games in each of those years.</p> <p>Guard Dawn Evans, a CAA All-Rookie honoree, averaged 13.5 points per game and led the team in assists (115) as a freshman. She also topped the CAA and ranked 10th nationally with 2.85 three-pointers per game.</p> <p>Evans closed her freshman season in impressive fashion, scoring a school-record tying 38 points in JMU's second round WNIT victory at Indiana and then matching her own school record by making seven 3-pointers in a third-round WNIT setback at Kentucky.</p>

2008-09 CAA TEAM NOTES



UNC WILMINGTON	<p>UNC Wilmington is one of two schools to return a pair of all-conference performers from a year ago with second-team member and CAA Rookie of the Year Brittany Blackwell and third-team honoree Sahsha Taylor.</p> <p>The Seahawks are coming off a 17-14 campaign in 2007-08, which was the most overall victories for the team since 2002-03.</p> <p>Junior guard Greta Luksyte spent her summer playing for the Lithuanian Women's Senior Basketball team. Luksyte started all 31 games for UNCW last season and averaged 11.4 ppg.</p>
NORTHEASTERN	<p>Northeastern was the fourth most-improved team in Division I last season with a 10-game turnaround. The Huskies recorded a 14-16 mark in 2007-08 after going 4-26 in the first year under head coach Daynia La-Force Mann.</p> <p>Guard Ashlee Feldman, who is the lone senior on the Northeastern team, led the Huskies with 64 three-pointers last season and is already second in career treys at NU. She also needs just two points to reach 1,000 for her career.</p> <p>Junior forward Kendra Walton was second on the team in both scoring (9.9 ppg) and rebounding (5.7 rpg) last season. She scored in double figures 14 times and recorded four double-doubles.</p>
OLD DOMINION	<p>Old Dominion captured its NCAA record 17th consecutive CAA championship last season under the direction of 2008 CAA Coach of the Year Wendy Larry. The Lady Monarchs return eight letterwinners from a 31-5 squad that advanced to the NCAA Sweet Sixteen.</p> <p>Senior forward Tiffany Green, an All-CAA second team honoree, averaged 11.4 points and a team-high 7.6 rebounds per outing a year ago. She also led the league in blocked shots with nearly two per game.</p> <p>The Lady Monarchs enter the season tied with Hartford for the longest home court winning streak in the nation at 26 games. ODU's streak dates back to the 2006-07 campaign.</p>
TOWSON	<p>Towson is coming off its best year in school history after posting a school-record 22 victories. The Tigers welcome back 11 letterwinners, including four starters, from a squad that was 22-10 overall.</p> <p>Junior guard Shanae Baker-Brice, a third-team All-CAA selection, is back to lead the Tigers after averaging 11.7 points, 3.9 rebounds and 4.1 assists per game a year ago.</p> <p>The fifth-seeded Tigers defeated Hofstra and Drexel to advance to the semifinals of the CAA Tournament for the first time last season. Towson had been 0-6 in CAA Tournament play before last year's run.</p>
VCU	<p>The Rams will try to build on the success of their best season in school history. Head coach Beth Cunningham returns eight letterwinners and three starters from a 26-8 squad that set a school record for victories and reached post-season play in the WNIT for the first time since 1995.</p> <p>Quanitra Hollingsworth, an All-CAA second team honoree, is expected back on the floor after averaging 13.3 points and 9.5 rebounds per contest. The senior center missed the final 11 games of last season due to an injury.</p> <p>VCU will visit Liberty in the first round of the 2008 Preseason Women's National Invitation Tournament on Nov. 14. Second-round games will be played on Nov. 16-19, semifinals will be on Nov. 19-21 and the championship is scheduled for Sunday, Nov. 23.</p>
WILLIAM & MARY	<p>The Tribe has shown great improvement under head coach Debbie Taylor, averaging 16 victories over the past three seasons.</p> <p>Junior forward Tiffany Benson, who was named to the All-CAA Defensive team last season, is one of three returning starters for the Tribe. Benson contributed over eight points and eight rebounds per contest last season and ranked second in the league in blocked shots (1.8 bpg).</p> <p>Senior guard Courtney Portell, who averaged 8.6 points per game a year ago, ranked second in the league in 3-point FG percentage (37.7%) and was third in the CAA with 72 three-pointers.</p>



DELAWARE • BLUE HENS

DELAWARE

631 S. College Avenue
Newark, DE 19716
www.udel.edu/sportsinfo

THE SCHOOL

DATE FOUNDED: 1743
ENROLLMENT: 16,000
PRESIDENT: Dr. Patrick T. Harker
ATHLETIC DIRECTOR: Edgar N. Johnson


BASKETBALL PROGRAM

HOME COURT: Bob Carpenter Center (5,000)
FIRST VARSITY SEASON: 1971-72
ALL-TIME RECORD: 558-388
NCAA APPEARANCES (Last): 2 (2007)
WNIT APPEARANCES (Last): 4 (2006)
COLORS: Royal Blue and Gold
2007-08 RECORD: 7-24/6-12 in CAA



MEDIA CONTACT

ERIC ZEDALIS
zedalis@udel.edu
302-831-2186 (office)
814-574-3412 (cell)
302-831-8653 (fax)



TEAM INFORMATION

Starters Returning (3):

Vanessa Kabongo, 5-10, So., G 6.6 ppg, 2.7 rpg
Corinthia Benison, 5-9, Jr., G 6.6 ppg, 2.5 rpg
Ariene Jenkins, 6-1, So., F 5.3 ppg, 5.1 rpg

Other Top Returnees:

Tesia Harris, 6-0, So., G 5.5 ppg, 2.5 rpg
Jamie Mundy, 6-0, Sr., G 4.5 ppg, 2.4 rpg
Ethlynnne Thomas, 5-10, Sr., G 2.5 ppg, 2.3 rpg
Farrah Ferguson, 6-4, Jr., C 2.0 ppg, 3.5 rpg

Key Losses:

Kyle DeHaven, G 10.6 ppg, 5.0 rpg
3rd team All-CAA
CAA Defensive Player of the Year
Sha'ron Harrison, F 5.3 ppg, 4.9 rpg



Vanessa Kabongo



Corinthia Benison

TINA MARTIN

Head Coach

Assistants:

Jeanine Radice
Tiara Malcom
Chris Campbell



Year	School	Record
1996-97	Delaware	9-19
1997-98	Delaware	6-21
1998-99	Delaware	16-11
1999-00	Delaware	21-8
2000-01	Delaware	26-5
2001-02	Delaware	23-7
2002-03	Delaware	22-9
2003-04	Delaware	19-10
2004-05	Delaware	25-6
2005-06	Delaware	22-8
2006-07	Delaware	26-6
2007-08	Delaware	7-24

Delaware	12 seasons	222-134
Career	12 seasons	222-134

2008-09 ROSTER

No.	Name	Pos.	Cl.	Ht.	Hometown/Previous School
20	Eva Riddick	C	So.	6-3	Rochester, N.Y./Rush-Henrietta
23	Vanessa Kabongo	G	So.	5-10	Toronto, Ontario/Eastern Commerce
24	Ethlynnne Thomas	G	Sr.	5-10	Gaithersburg, Md./Watkins Mill
31	Corinthia Benison	G	Jr.	5-9	New York, N.Y./Holderness (Notre Dame Prep, N.H.)
32	Jamie Mundy	G	Sr.	6-0	Proctorville, Ohio/Spring Valley (Georgetown)
34	Tesia Harris	G	So.	6-0	Dix Hills, N.Y./Half Hollow Hills West
43	Farrah Ferguson	C	Jr.	6-4	Ambler, Pa./Wissahickon
44	Ariene Jenkins	G	So.	6-1	Woodbridge, Va./Woodbridge
	Jocelyn Bailey	F	Fr.	6-0	Silver Spring, Md./Bullis School
	Jasmine Gibson	C	Fr.	6-4	New Castle, Del./Sanford School
	Meghan McLean	F	Fr.	5-10	Pittsburgh, Pa./North Allegheny
	Danielle Parker	F	Fr.	6-2	Phoenix, Md./Dulaney

DREXEL

3141 Chestnut Street
Philadelphia, PA 19104
www.drexeldragons.com

THE SCHOOL

DATE FOUNDED: 1891
ENROLLMENT: 20,659
PRESIDENT: Dr. Constantine N. Papadakis
ATHLETIC DIRECTOR: Dr. Eric Zillmer

BASKETBALL PROGRAM

HOME COURT: Daskalakis Athletic Center (2,500)
FIRST VARSITY SEASON: 1944-45
ALL-TIME RECORD: 342-382 (since 1982)
NCAA APPEARANCES (Last): 0
WNIT APPEARANCES (Last): 0
COLORS: Navy Blue and Gold
2007-08 RECORD: 18-12/13-5 in CAA



MEDIA CONTACT

BRITT FAULSTICK
bef29@drexel.edu
215-895-6895 (office)
215-796-5161 (cell)
215-895-2038 (fax)



Gabriela Marginean

TEAM INFORMATION

Starters Returning (3):

Gabriela Marginean, 6-1, Jr., F 19.0 ppg, 7.1 rpg
1st team All-CAA
Nicole Hester, 5-10, Sr., F 7.1 ppg, 3.5 rpg
Andrea Peterson, 5-6, Sr., G 6.8 ppg, 2.3 rpg

Other Top Returnees:

Jasmina Rosseel, 5-8, So., G 9.0 ppg, 2.6 rpg
CAA All-Rookie Team
Brooke Cornish, 6-4, Sr., F 2.6 ppg, 1.5 rpg
Alison Lupariello, 5-6, Jr., G 2.1 ppg, 0.7 rpg

Key Loss:

Narissa Suber, F 11.9 ppg, 3.6 rpg
3rd team All-CAA



Nicole Hester



Gabriela Marginean

DENISE DILLON

Head Coach

Assistants:

Amy Mallon
Melissa Dunne
James Clark



Year	School	Record
2003-04	Drexel	10-18
2004-05	Drexel	19-10
2005-06	Drexel	15-14
2006-07	Drexel	10-21
2007-08	Drexel	18-12

Drexel	5 seasons	72-75
Career	5 seasons	72-75

2008-09 ROSTER

No.	Name	Pos.	Cl.	Ht.	Hometown/Previous School
2	Andrea Peterson	G	Sr.	5-6	Norwood, Pa./Archbishop Carroll
3	Tyler Hale	F	Fr.	6-0	Baltimore, Md./Towson Catholic
4	Silvia Jankova	G	Fr.	5-8	Banska Bysterica, Slovakia/Gymnazium A. Slaidkovic
5	Jasmina Rosseel	G	So.	5-6	Leper, Belgium/Sint-Theresia Instituut
11	Alison Lupariello	G	Jr.	5-6	Cincinnati, Ohio/Anderson
12	Marisa Crane	G	Fr.	5-5	Emmaus, Pa./Emmaus
14	Jennifer Stjärnström	F	Jr.	6-2	Norrköping, Sweden/De Geer Gymnasiet
22	Ayana Lee	G	Fr.	5-7	Baltimore, Md./Seton Keough
23	Kamile Nacickaite	F	Fr.	5-11	Siauliai, Lithuania/Regis Jesuit (Colo.)
24	Nicole Hester	F	Sr.	5-10	Waldorf, Md./Westlake
41	Brooke Cornish	F	Sr.	6-4	Collegeville, Pa./Archbishop Carroll
44	Gabriela Marginean	F	Jr.	6-1	Cluj-Napoca, Romania/Mt. de Chantal Academy (W.V.)



GEORGE MASON • PATRIOTS

GEORGE MASON

4400 University Drive
Fairfax, VA 22030
GoMason.com

THE SCHOOL

DATE FOUNDED: 1957
ENROLLMENT: 30,332
PRESIDENT: Dr. Alan G. Merten
ATHLETIC DIRECTOR: Tom O'Connor

BASKETBALL PROGRAM

HOME COURT: Patriot Center (10,000)
FIRST VARSITY SEASON: 1973-74
ALL-TIME RECORD: 463-452
NCAA APPEARANCES (Last): 0
WNIT APPEARANCES (Last): 2 (2004)
COLORS: Green and Gold
2007-08 RECORD: 9-21/3-15 in CAA



MEDIA CONTACT

DAN REISIG
dreisig@gmu.edu
703-993-3268 (office)
757-784-0121 (cell)
703-993-3259 (fax)



JessicaSmith

TEAM INFORMATION

Starters Returning (4):

Rashauna Hobbs, 5-6, Jr., G 5.7 ppg, 1.4 rpg
Brittany Eley, 5-11, So., G 5.1 ppg, 1.7 rpg
Eugenia Broadus, 6-1, So., G 4.5 ppg, 3.4 rpg
Jessica Smith, 6-1, Sr., F 4.1 ppg, 3.1 rpg

Other Top Returnees:

Brittany Poindexter, 5-8, So., G 4.2 ppg, 2.4 rpg
Chynelle Rogers, 6-2, Sr., F 2.6 ppg, 2.6 rpg
Whitney Ward, 6-0, Sr., G/F 2.6 ppg, 1.8 rpg

Key Losses:

Lateisha Wade, G 13.3 ppg, 4.2 rpg
Moni Akintunde, F 6.5 ppg, 5.8 rpg



Jessica Smith



Rashauna Hobbs



JERI PORTER

Head Coach

Assistants:

Greg Pulliam
Jana Ashley
Simone Edwards

Year	School	Record
1998-02	North Alabama	64-43
2002-08	Radford	93-85
2008-	George Mason	First Season

Mason	First Season	
Career	10 seasons	157-128

2008-09 ROSTER

No.	Name	Pos.	Cl.	Ht.	Hometown/Previous School
2	Deidre Richardson	G	Fr.	5-9	Woodbridge, Va./Forest Park
3	Amber Epps	F	Fr.	5-10	Manassas, Va./Forest Park
5	Jessica Smith	F	Sr.	6-1	Dartmouth, Mass./Darmouth
10	Becky Cox	G	Fr.	5-8	Hanover, Md./McDonough
12	Brittany Poindexter	G	So.	5-8	Kensington, Md./Academy of the Holy Cross
13	Chynelle Rogers	F	Sr.	6-2	St. Thomas, V.I./Charlotte Amalie
14	Rashauna Hobbs	G	Jr.	5-6	Bowie, Md./Riverdale Baptist
15	Brittany Eley	G	So.	5-11	Waldorf, Md./West Lake
22	Whitney Ward	G/F	Sr.	6-0	Columbia, Md./Long Reach
23	Eugenia Broadus	F	So.	6-1	Washington, D.C./Archbishop Carroll
32	Brittney Wilkins	F/C	Sr.	6-3	Cincinnati, Ohio/Montrose Christian/Louisburg College
33	Ashleigh Braxton	G	So.	5-10	Woodbridge, Va./Forest Park
34	Angelee Latouche	F/C	Jr.	6-2	Kingston, Jamaica/St. Andrews/Tallahassee C.C.
44	Rachel Robinson	F	Fr.	6-1	Chesterfield, Va./Monacan
55	Jazman Ramsey	F/C	Fr.	5-9	Odenton, Md./Arundel/Louisburg College

GEORGIA STATE

125 Decatur Street, Suite 130
Atlanta, GA 30303
www.GeorgiaStateSports.com

THE SCHOOL

DATE FOUNDED: 1913
ENROLLMENT: 28,000
PRESIDENT: Dr. Carl Patton
ATHLETIC DIRECTOR: Mary McElroy

BASKETBALL PROGRAM

HOME COURT: GSU Sports Arena (4,500)
FIRST VARSITY SEASON: 1975-76
ALL-TIME RECORD: 467-445
NCAA APPEARANCES (Last): 3 (2003)
WNIT APPEARANCES (Last): 1 (2000)
COLORS: Blue and White
2007-08 RECORD: 8-22/5-13 in CAA

GEORGIA STATE



MEDIA CONTACT

CHARLIE TAYLOR
ctaylor@gsu.edu
404-413-4031 (office)
404-556-2295 (cell)
404-413-4035 (fax)



Brittany Hollins



Brittany Hollins

TEAM INFORMATION

Starters Returning (5):

Brittany Hollins, 5-9, Sr., G	13.2 ppg, 4.8 rpg
	3rd team All-CAA
	CAA All-Defensive Team
Danyiell McKeller, 5-11, Jr., F	10.9 ppg, 5.2 rpg
Shay Rawls, 6-2, Jr., C	8.1 ppg, 8.3 rpg
Traci Haltiwanger, 5-9, So., G	7.0 ppg, 1.9 rpg
Monica Mann, 5-5, Jr., G	4.3 ppg, 1.9 rpg

Other Top Returnees:

Chandrica Smith, 6-1, Sr., F/G	4.8 ppg, 2.6 rpg
Chandra Harris, 6-2, So., F	3.2 ppg, 3.2 rpg

Key Losses:

Vatai Smith, F/C	2.7 ppg, 2.5 rpg
------------------	------------------



Danyiell McKeller



LEA HENRY

Head Coach

Assistants:

Bridgette Gordon
Lisa Pace
Dee Dee Merriweather

Year	School	Record
1994-95	Georgia State	9-18
1995-96	Georgia State	11-15
1996-97	Georgia State	11-16
1997-98	Georgia State	17-11
1998-99	Georgia State	15-12
1999-00	Georgia State	24-7
2000-01	Georgia State	24-7
2001-02	Georgia State	21-10
2002-03	Georgia State	20-11
2003-04	Georgia State	18-11
2004-05	Georgia State	16-14
2005-06	Georgia State	9-20
2006-07	Georgia State	15-15
2007-08	Georgia State	8-22
Georgia State		14 seasons
Career		18+ seasons
		218-189
		276-247

2008-09 ROSTER

No.	Name	Pos.	Cl.	Ht.	Hometown/Previous School
4	Jylisa Williams	G	Fr.	5-8	Atlanta, Ga./Stephenson
5	Brittany Hollins	G	Sr.	5-9	Comubia, S.C./Columbia
10	Brittany Graham	G	Jr.	5-9	Boulder, Colo./Kansas City CC/Boulder
12	Chandra Harris	F	So.	6-2	Macon, Ga./Northeast
14	Kyla Bennett	F/C	Fr.	6-2	Houston, Tex./Jesse Jones
21	Chandrica Smith	F/G	Sr.	6-1	Decatur, Ga./Oak Hill [Va.] Academy/Notre Dame
22	Traci Haltiwagner	G	So.	5-9	Summerville, S.C./Summerville
23	Crystal Johnson	G	Fr.	5-8	Gainesville, Fla./P.K. Yonge
25	Shay Rawls	F/C	Jr.	6-2	Augusta, Ga./Cross Creek
31	Monica Mann	G	Jr.	5-5	Smyrna, Ga./Campbell
32	Stacie Young	F	Sr.	6-0	Miami, Fla./Miami Killian/Miami-Dade College
40	Dana Olsen	F	Jr.	6-1	Overland Park, Kan./Labette JC/Shawnee Mission South
42	Danyiell McKeller	F	Jr.	5-11	Fayetteville, N.C./Westover
44	Danielle Anderson	F	So.	6-0	Smiths Station, Ala./Smiths Station



HOFSTRA • PRIDE

HOFSTRA

245 Hofstra University
Hempstead, NY 11549
www.hofstra.edu/athletics

THE SCHOOL

DATE FOUNDED: 1935
ENROLLMENT: 12,600
PRESIDENT: Stuart Rabinowitz
ATHLETIC DIRECTOR: Jack Hayes

BASKETBALL PROGRAM

HOME COURT: Mack Sports Complex (5,047)
FIRST VARSITY SEASON: 1936-37
ALL-TIME RECORD: 524-690-3
NCAA APPEARANCES (Last): 0
WNIT APPEARANCES (Last): 2 (2007)
COLORS: Gold, White and Blue
2007-08 RECORD: 5-25/3-15 in CAA



MEDIA CONTACT

STEPHEN GORCHOV
stephen.a.gorchov@hofstra.edu
516-463-4933 (office)
516-523-5252 (cell)
516-463-5033 (fax)



Sam Brigham

TEAM INFORMATION

Starters Returning (5):

Sam Brigham, 5-10, Jr., G	10.4 ppg, 2.9 rpg
Britné Rodgers, 5-9, So., F	9.4 ppg, 3.7 rpg
CAA All-Rookie Team	
Niki Williams, 5-6, Sr., G	7.5 ppg, 3.2 apg
Candice Bellocchio, 5-6, So., G	6.5 ppg, 2.3 rpg
Kristina Campbell, 6-1, Sr., F	2.3 ppg, 3.0 rpg

Other Top Returnees:

Jess Fuller, 6-4, Jr., C	11.2 ppg, 6.4 rpg <i>(played 4 games-injury)</i>
Natty Fripp, 5-8, Sr., G	7.1 ppg, 3.6 rpg

Key Loss:

Linn Quamme, F 5.0 ppg, 2.9 rpg



Sam Brigham



Britné Rodgers

KRISTA KILBURN-STEVESKEY

Head Coach

Assistants:

Danielle Santos
Shalon Pillow



Year	School	Record
2006-07	Hofstra	26-8
2007-08	Hofstra	5-25

Hofstra	2 seasons	31-33
Career	2 seasons	31-33

2008-09 ROSTER

No.	Name	Pos.	Cl.	Ht.	Hometown/Previous School
3	Asia Jenkins	G	Fr.	5-9	Piscataway, N.J./Piscataway Township/Cincinnati
4	Natty Fripp	G	Sr.	5-8	Oakland, Calif./St. Mary's College HS
10	Candice Bellocchio	G	So.	5-6	Staten Island, N.Y./St. Peter's
12	Aamira Terry	G	So.	5-8	Atlanta, Ga./W.D. Mohammed
13	Sam Brigham	G	Jr.	5-10	Simsbury, Conn./Simsbury
14	Joelle Connelly	C/F	Fr.	6-3	Arcade, N.Y./Pioneer Central
22	Nicole Capurso	G	Fr.	5-9	Staten Island, N.Y./St. John Villa Academy
23	Kristina Campbell	F	Sr.	6-1	Princeton, N.J./Notre Dame
24	Britné Rodgers	G/F	So.	5-9	Virginia Beach, Va./Princess Anne
34	Niki Williams	G	Sr.	5-6	Pittsburgh, Pa./Seton-La Salle
42	Ashley Wilcots	F/C	So.	6-1	Virginia Beach, Va./Landstown
43	Jess Fuller	C	Jr.	6-4	Queens, N.Y./Francis Lewis/Monroe CC
50	Isoken Uzamere	F/C	So.	6-2	Brentwood, N.Y./Brentwood
51	Christina Biedny	C	Sr.	6-5	East Amherst, N.Y./Clarence

JAMES MADISON

MSC 2301 Intercollegiate Athletics
Harrisonburg, VA 22807
www.JMUSports.com

THE SCHOOL

DATE FOUNDED: 1908
ENROLLMENT: 17,500
PRESIDENT: Dr. Linwood H. Rose
ATHLETIC DIRECTOR: Jeff Bourne

BASKETBALL PROGRAM

HOME COURT: JMU Convocation Center (7,156)
FIRST VARSITY SEASON: 1920-21
ALL-TIME RECORD: 830-463-5
NCAA APPEARANCES (Last): 7 (2007)
WNIT APPEARANCES (Last): 3 (2008)
COLORS: Purple and Gold
2007-08 RECORD: 24-10/16-4 in CAA



MEDIA CONTACT
MILLA SUE WISECARVER
wisecams@jmu.edu
540-568-6154 (office)
540-271-4923 (cell)
540-568-3703 (fax)



Dawn Evans

TEAM INFORMATION

Starters Returning (2):

Dawn Evans, 5-7, So., G

13.5 ppg, 2.1 rpg

CAA All-Rookie Team

Kisha Stokes, 6-0, Sr., G/F

8.5 ppg, 7.6 rpg

Other Top Returnees:

Lauren Jimenez, 6-4, So. C

6.8 ppg, 3.7 rpg

Nina Uqdah, 6-1, Sr., F

4.7 ppg, 6.0 rpg

Courtney Hamner, 5-10, So., G

4.0 ppg, 2.0 rpg

Key Losses:

Tamera Young, G/F

20.4 ppg, 10.4 rpg

1st team All-CAA

CAA Player of the Year

Jennifer Brown, F

9.2 ppg, 7.3 rpg

Jasmin Lawrence, G

6.5 ppg, 2.5 rpg



Kisha Stokes



Dawn Evans



KENNY BROOKS

Head Coach

Assistants:

Jackie Smith Carson
Nikki Davis
Sean O'Regan

Year	School	Record
2002-03	James Madison	16-10
2003-04	James Madison	13-18
2004-05	James Madison	18-11
2005-06	James Madison	24-7
2006-07	James Madison	27-6
2007-08	James Madison	24-10

JMU	6 seasons	122-62
Career	6 seasons	122-62

2008-09 ROSTER

No.	Name	Pos.	Cl.	Ht.	Hometown/Previous School
1	Kisha Stokes	G/F	Sr.	6-0	New York, N.Y./Murry Bergtraum
3	Brittany Crowell	G	Fr.	5-9	Brandywine, Md./Gwynn Park
10	Courtney Hamner	G	So.	5-10	Manassas, Va./Osborn Park
12	Nina Uqdah	F	Sr.	6-1	Lanham, Md./Riverdale Baptist
14	Sarah Williams	G	Jr.	6-0	Wilmington, Del./Ursuline Academy
23	Dawn Evans	G	So.	5-7	Clarksville, Tenn./Northeast
24	Lauren Jimenez	C	So.	6-4	North Bergen, N.J./North Bergen
25	Kanita Shepherd	F	Fr.	6-3	Garner, N.C./Garner Magnet
32	Jalissa Taylor	F/C	So.	6-3	Chesterfield, Va./L.C. Byrd
34	Kiara Francisco	G/F	Fr.	5-10	Lakeland, Fla./Winter Haven
35	Rachel Connely	C	Fr.	6-4	Tamaqua, Pa./Marian Catholic



UNC WILMINGTON • SEAHAWKS

UNC WILMINGTON

601 South College Road
Wilmington, NC 28403
www.UNCWSports.com

THE SCHOOL

DATE FOUNDED: 1947
ENROLLMENT: 12,500
PRESIDENT: Dr. Rosemary DePaolo
ATHLETIC DIRECTOR: Kelly Mehrtens

BASKETBALL PROGRAM

HOME COURT: Trask Coliseum (6,100)
FIRST VARSITY SEASON: 1973-74
ALL-TIME RECORD: 386-411
NCAA APPEARANCES (Last): 0
WNIT APPEARANCES (Last): 0
COLORS: Teal, Gold and Navy Blue
2007-08 RECORD: 17-14/7-11 in CAA



MEDIA CONTACT

JARRETT ABELSON
abelsonj@uncw.edu
910-962-3252 (office)
585-732-7120 (cell)
910-962-3686 (fax)



Sahsha Taylor



Sahsha Taylor

TEAM INFORMATION

Starters Returning (4):

Brittany Blackwell, 6-1, So., G/F 14.4 ppg, 7.7 rpg
2nd team All-CAA
CAA Rookie of the Year
Sahsha Taylor, 6-0, Sr., G/F 13.4 ppg, 5.9 rpg
3rd team All-CAA
Greta Luksyte, 5-10, Jr., G 11.2 ppg, 3.1 rpg
Candace Walker, 5-9, Jr., G 6.5 ppg, 6.8 rpg

Other Top Returnees:

Treasure Johnson, 6-0, So., G/F 4.6 ppg, 2.2 rpg
Martha White, 6-2, So., C 2.7 ppg, 1.5 rpg

Key Losses:

Shade Smith, G 4.0 ppg, 2.8 rpg
Stephanie Fernald, G 3.7 ppg, 1.1 rpg
Becca Papch, F 2.3 ppg, 2.4 rpg



Brittany Blackwell



ANN HANCOCK

Head Coach

Assistants:

Trent Bunn
Jimmy Garrity
Jill Poe

Year	School	Record
2000-01	UNC Wilmington	9-19
2001-02	UNC Wilmington	16-14
2002-03	UNC Wilmington	22-6
2003-04	UNC Wilmington	15-13
2004-05	UNC Wilmington	8-20
2005-06	UNC Wilmington	15-13
2006-07	UNC Wilmington	8-23
2007-08	UNC Wilmington	17-14

UNCW	8 seasons	110-122
Career	8 seasons	110-122

2008-09 ROSTER

No.	Name	Pos.	Cl.	Ht.	Hometown/Previous School
1	Jessica Cohen	F	Fr.	6-1	Charleston, S.C./Northwood Academy
3	Julia Finlay	G	Fr.	5-7	Hicksville, N.Y./Holy Trinity
4	Greta Luksyte	G	Jr.	5-10	Vilnius, Lithuania/Walsingham Academy
10	Whitney Simmons	G	Jr.	5-7	Greenville, S.C./Berea/Louisburg
20	Jasmine Alston	G	Fr.	5-10	Greensboro, N.C./Grimsley
21	Kristen Hanzer	G	Fr.	5-10	Youngsville, N.C./Wakefield
24	Candace Walker	G	Jr.	5-9	Austell, Ga./North Atlanta
31	Treasure Johnson	G/F	So.	6-0	Columbus, Ga./Shaw
32	Sheronda McLean	G	So.	5-5	Raleigh, N.C./Wakefield
33	Casey Sawhook	G	Jr.	5-6	New Kensington, Pa./Valley
34	Sahsha Taylor	F	Sr.	6-0	Charlotte, N.C./Victory Christian
35	Kelsy Reitz	G/F	Fr.	6-1	Arlington, Va./Wakefield
42	Martha White	C	So.	6-2	Jacksonville, N.C./Jacksonville
44	Theresa Jackson-Henderson	C	Fr.	6-3	Staten Island, N.Y./St. John Villa Academy
45	Brittany Blackwell	G/F	So.	6-1	Raleigh, N.C./Cary Academy

NORTHEASTERN

360 Huntington Ave.
Boston, MA 02115
www.GoNU.com

THE SCHOOL

DATE FOUNDED: 1898
ENROLLMENT: 15,000
PRESIDENT: Dr. Joseph Aoun
ATHLETIC DIRECTOR: Peter Roby

BASKETBALL PROGRAM

HOME COURT: Solomon Court (2,500)
FIRST VARSITY SEASON: 1966-67
ALL-TIME RECORD: 459-519
NCAA APPEARANCES (Last): 1 (1999)
WNIT APPEARANCES (Last): 0
COLORS: Red and Black
2007-08 RECORD: 14-16/8-10 in CAA



MEDIA CONTACT

RICARDO SANON
ricardosanon@gonu.com
617-373-4154 (office)
508-510-1895 (cell)
617-373-3152 (fax)



Ashlee Feldman

TEAM INFORMATION

Starters Returning (2):

Ashlee Feldman, 5-10, Sr., G 8.6 ppg, 1.8 rpg
Kim Carr, 6-2, Jr., F 5.9 ppg, 3.7 rpg

Other Top Returnees:

Kendra Walton, 6-1, Jr., F 9.9 ppg, 5.7 rpg
Jasmine Crew, 5-7, So., G 8.2 ppg, 3.5 rpg

Key Losses:

Shaleyse Smallwood, G 12.8 ppg, 4.0 rpg
2nd team All-CAA
Lucia Pablos, G 11.3 ppg, 2.3 rpg
Stefanie Hodell, F 5.7 ppg, 5.7 rpg



Ashlee Feldman



Kim Carr



**DAYNIA
LA-FORCE MANN**
Head Coach

Assistants:

Vicki Wancel
Bill Carpenter
Chelsea Perry

Year	School	Record
2005-06	New Haven	24-7
2006-07	Northeastern	4-26
2007-08	Northeastern	14-16

NU	2 seasons	18-42
Career	3 seasons	42-49

2008-09 ROSTER

No.	Name	Pos.	Cl.	Ht.	Hometown/Previous School
4	Kendra Walton	F	Jr.	6-1	East Hartford, Conn./Wilbur L. Cross
10	Mia Mayberry	F	So.	6-2	Rock Island, Ill./Rock Island
11	Ashlee Feldman	G	Sr.	5-10	Lancaster, Pa./Collingswood
12	Taryn Christian	G	So.	5-11	Silver Spring, Md./Springbrook
13	Damisi Adewumi	F	Jr.	5-11	Bronx, N.Y./Mount Saint Ursula
14	Brittany Wilson	G	Fr.	5-10	Pawtucket, R.I./Bay View
15	Jamie Conroy	G	Fr.	5-7	Brooklyn, N.Y./Bishop Ford
21	Kristina Coppolino	F	Fr.	6-0	Holmdel, N.J./Red Bank Catholic
23	Dani Iervolino	G	Fr.	5-5	Manhasset, N.Y./St. John's the Baptist
24	Tiffany Crews	F	So.	6-1	Willingboro, N.J./Willingboro
25	Kashaia Cannon	G	Fr.	5-8	Providence, R.I./Bay View
32	Jasmine Crew	G	So.	5-7	Camden, N.J./Camden Catholic
33	Kim Carr	F	Jr.	6-2	Baltimore, Md./Woodlawn
42	Chanez Robinson	F	Fr.	6-2	Newark, N.J./Malcolm X. Shabazz
45	Rebecca Davis	G	Fr.	5-5	Glastonbury, Conn./Glastonbury
50	Jayne Cox	F	Fr.	6-2	Cincinnati, Ohio/Princeton



OLD DOMINION • LADY MONARCHS

OLD DOMINION

Norfolk, VA 23529
www.ODUSports.com

THE SCHOOL

DATE FOUNDED: 1930
ENROLLMENT: 20,802
PRESIDENT (Interim): John Broderick
ATHLETIC DIRECTOR: Dr. Jim Jarrett

BASKETBALL PROGRAM

HOME COURT: Constant Convocation Center (8,600)
FIRST VARSITY SEASON: 1969-70
ALL-TIME RECORD: 836-286
NCAA APPEARANCES (Last): 25 (2008)
WNIT APPEARANCES (Last): 0
COLORS: Slate Blue, Silver and Sky Blue
2007-08 RECORD: 31-5/17-1 in CAA



MEDIA CONTACT

KIMBERLY ZIVKOVICH
kzivkovi@odu.edu
757-683-5520 (office)
757-617-7757 (cell)
757-683-3119 (fax)



Tiffany Green

TEAM INFORMATION

Starters Returning (2):

Tiffany Green, 6-2, Sr., C/F

11.4 ppg, 7.6 rpg

2nd team All-CAA

CAA All-Defensive Team

7.5 ppg, 1.9 rpg

Jazzmin Walters, 5-2, Sr., G

Other Top Returnees:

Jessica Canady, 6-1, Jr., F

11.0 ppg, 6.5 rpg

3rd team All-CAA

6.4 ppg, 1.5 rpg

CAA All-Rookie Team

3.8 ppg, 1.6 rpg

Jasmine Parker, 5-8, So., G

Jen Nuzzo, 5-8, Sr., G

Key Losses:

T.J. Jordan, G

12.7 ppg, 3.5 rpg

1st team All-CAA

9.9 ppg, 5.9 rpg

Shahida Williams, F

Megan Pym, F

8.9 ppg, 7.2 rpg



WENDY LARRY

Head Coach

Assistants:

Nikita Lowry Dawkins
Celeste Hill Brockett
Belle Koclanes

Year	School	Record	Year	School	Record
1978-79	Va. Wesleyan	19-4	1996-97	ODU	34-2
1985-86	Arizona	19-9	1997-98	ODU	29-3
1986-87	Arizona	11-18	1998-99	ODU	28-4
1987-88	ODU	17-12	1999-00	ODU	29-5
1988-89	ODU	23-9	2000-01	ODU	21-9
1989-90	ODU	21-10	2001-02	ODU	28-6
1990-91	ODU	5-21	2002-03	ODU	21-11
1991-92	ODU	20-11	2003-04	ODU	25-7
1992-93	ODU	22-8	2004-05	ODU	22-9
1993-94	ODU	25-6	2005-06	ODU	22-9
1994-95	ODU	27-6	2006-07	ODU	22-9
1995-96	ODU	29-3	2007-08	ODU	31-5

ODU	21 seasons	503-165
Career	24 seasons	552-196



Tiffany Green



Jazzmin Walters

2008-09 ROSTER

No.	Name	Pos.	Cl.	Ht.	Hometown/Previous School
2	Jasmine Parker	G	So.	5-6	Norfolk, Va./Maury
3	Mairi Buchan	C	Fr.	6-2	Stirlingshire, Scotland/Denny
4	Jazzmin Walters	G	Sr.	5-2	Norfolk, Va./Lake Taylor
5	Russia Voronina	F	So.	6-2	Brisbane, Australia/Forsyth Country Day
11	Margaret Harvey	G	Fr.	5-10	Greensboro, N.C./Forsyth Country Day
12	Jen Nuzzo	G	Sr.	5-8	Newport News, Va./Woodside
13	Prynness Tate-Dublin	G	Fr.	5-10	Camp Springs, Md./Potomac
20	Vicki Collier	G	So.	5-11	Upper Marlboro, Md./Riverdale Baptist
23	JoNiquia "Jo" Guilford	G	Fr.	5-10	Portsmouth, Va./Wilson
24	Jessica Canady	F	Jr.	6-1	Williamsburg, Va./Jamestown
25	Sierra Little	F	So.	6-1	Greensboro, N.C./Dudley
32	Rachel DeMita	G	Fr.	5-8	Barberton, Ohio/Wadsworth
35	Shadasia Green	G	So.	5-9	Patterson, N.J./Eastside
42	Tia Lewis	C/F	So.	6-3	Poulan, Ga./Worth County/Central Florida
45	Tiffany Green	C/F	Sr.	6-2	Chesapeake, Va./Indian River

TOWSON

8000 York Road
Towson, MD 21252
www.TowsonTigers.com

THE SCHOOL

DATE FOUNDED: 1866
ENROLLMENT: 19,758
PRESIDENT: Dr. Robert Caret
ATHLETIC DIRECTOR: Mike Hermann

BASKETBALL PROGRAM

HOME COURT: Towson Center (5,000)
FIRST VARSITY SEASON: 1968-69
ALL-TIME RECORD: 473-516
NCAA APPEARANCES (Last): 0
WNIT APPEARANCES (Last): 1 (1969)
COLORS: Gold, White and Black
2007-08 RECORD: 22-10/12-6 in CAA



MEDIA CONTACT

MEGAN O'BRIEN
mobrien@towson.edu
410-704-4972 (office)
443-834-9197 (cell)
410-704-3861 (fax)



Shanae Baker-Brice

TEAM INFORMATION

Starters Returning (4):

Shanae Baker-Brice, 5-6, Jr., G 11.7 ppg, 3.9 rpg
3rd team All-CAA
Kandace Davis, 6-1, Jr., F 8.3 ppg, 7.9 rpg
Halienna Snowden, 6-0, Jr., F 6.4 ppg, 4.6 rpg
Alis Freeman, 5-9, Sr., G 6.1 ppg, 2.4 rpg

Other Top Returnees:

Dovile Miliauskaite, 6-2, So., F 4.9 ppg, 4.5 rpg
Omara Parker, 5-10, So., G 2.8 ppg, 2.3 rpg
Jessica Haywood, 6-2, So., F 1.7 ppg, 1.8 rpg
Simona Petronyte, 5-8, So., G 1.7 ppg, 0.6 rpg

Key Losses:

Holly Mahan, G 13.2 ppg, 7.3 rpg
2nd team All-CAA
CAA All-Defensive Team
Jamell Beasley, G 7.8 ppg, 3.6 rpg



Shanae Baker-Brice



Kandace Davis



JOE MATHEWS

Head Coach

Assistants:

Stacy Alexander
Joi Jefferson
Morgan Valley

Year	School	Record
2001-02	Towson	2-26
2002-03	Towson	3-25
2003-04	Towson	9-19
2004-05	Towson	16-14
2005-06	Towson	9-19
2006-07	Towson	17-12
2007-08	Towson	22-10
<hr/>		
Towson	7 seasons	78-125
<hr/>		
Career	7 seasons	78-125

2008-09 ROSTER

No.	Name	Pos.	Cl.	Ht.	Hometown/Previous School
00	Jessica Haywood	F	So.	6-2	Camden, N.J./Woodrow Wilson
2	Katrina Wheeler	F	Jr.	6-3	Washington, D.C./Theodore Roosevelt/Georgetown
3	Shanae Baker-Brice	G	Jr.	5-6	Washington, D.C./Theodore Roosevelt
5	Halienna Snowden	F	Jr.	6-0	Laurel, Md./Seton Keough
10	Alis Freeman	G	Sr.	5-9	Potomac, Md./Winston Churchill
11	Dovile Miliauskaite	F	So.	6-2	Vilnius, Lithuania/Holy Cross Regional
12	Brandy Black	G	Sr.	5-7	Houston, Texas/Klein Forest/Blinn College
21	Krystin Fields	G	Fr.	5-10	Greensboro, N.C./Grimsley
22	Omara Parker	G	So.	5-10	Glen Burnie, Md./Annapolis
23	Simona Petronyte	G	So.	5-8	Vilnius, Lithuania/Holy Cross Regional
24	Meredith Kennedy	G	So.	5-9	Haddon Heights, N.J./Haddon Heights
25	Ashlee Keown	G	Jr.	6-1	Manassas, Va./C.D. Hylton
33	Kandace Davis	F	Jr.	6-1	Hyattsville, Md./Laural



VCU

1300 West Broad Street
Richmond, VA 23284
www.VCUAthletics.com

THE SCHOOL

DATE FOUNDED: 1838
ENROLLMENT: 32,000
PRESIDENT: Dr. Eugene P. Trani
ATHLETIC DIRECTOR: Norwood Teague

BASKETBALL PROGRAM

HOME COURT: Alltel Pavilion at
Stuart C. Siegel Center (7,500)
FIRST VARSITY SEASON: 1974-75
ALL-TIME RECORD: 434-477
NCAA APPEARANCES (Last): 0
WNIT APPEARANCES (Last): 2 (2008)
COLORS: Black and Gold
2007-08 RECORD: 26-8/13-5 in CAA



MEDIA CONTACT

PAT JANSSEN

pgjanssen@vcu.edu
804-828-8496 (office)
402-297-4195 (cell)
804-828-9428 (fax)



Quanitra Hollingsworth



Quanitra Hollingsworth

TEAM INFORMATION

Starters Returning (3):

Quanitra Hollingsworth, 6-5, Sr., C 13.3 ppg, 9.5 rpg
2nd team All-CAA
La'Tavia Rorie, 5-8, Jr., G 9.6 ppg, 4.5 rpg
Radoslava Bachvarova, 6-0, Sr., F 8.1 ppg, 2.2 rpg

Other Top Returnees:

Kita Waller, 5-10, Jr., G 9.7 ppg, 3.9 rpg
D'Andra Moss, 6-0, Jr., F 6.3 ppg, 6.0 rpg

Key Losses:

Krystal Vaughn, F 15.6 ppg, 6.3 rpg
1st team All-CAA
LaKea Jones, G 4.2 ppg, 3.2 rpg



La'Tavia Rorie



BETH CUNNINGHAM
Head Coach

Assistants:

Kurt Kassab
Julia Huddleston
Amaka Agugua

Year	School	Record
2003-04	VCU	14-14
2004-05	VCU	11-18
2005-06	VCU	13-15
2006-07	VCU	17-13
2007-08	VCU	26-8

VCU	5 seasons	81-68
Career	5 seasons	81-68

2008-09 ROSTER

No.	Name	Pos.	Cl.	Ht.	Hometown/Previous School
00	Quanitra Hollingsworth	C	Sr.	6-5	Chesapeake, Va./Great Bridge
1	Jennifer Lane	G	Fr.	5-8	Wichita, Kan./Wichita Heights
3	Ebony Patterson	G	So.	5-7	Chesterfield, Va./L.C. Byrd
4	Kita Waller	G	Jr.	5-10	Gainesville, Ga./Gainesville
10	Radoslava Bachvarova	F	Sr.	6-0	Varna, Bulgaria/Daytona Beach C.C.
14	La'Tavia Rorie	G	Jr.	5-8	Charlotte, N.C./Harding University H.S.
15	Stephanie Solomon	F	Jr.	6-2	Las Vegas, Nev./Georgia Perimeter College
22	Kurtise Wilkes	G	Jr.	5-7	Danville, Va./George Washington H.S.
23	Jessica Taylor	G	So.	5-8	Northumberland, Va./Woodbridge
24	D'Andra Moss	F	Jr.	6-0	Atlanta, Ga./Norcross
32	Rhonda Watts	G	Fr.	5-9	Birmingham, Ala./Thompson
34	Chelsea Snyder	C	Fr.	6-6	Greendell, N.J./Newton
44	Courtney Hurt	F	Fr.	6-1	Conyers, Ga./Salem

WILLIAM & MARY

751 Ukrop Way
Williamsburg, VA 23187
www.TribeAthletics.com

THE SCHOOL

DATE FOUNDED: 1693
ENROLLMENT: 7,625
PRESIDENT (Interim): W. Taylor Reveley, III
ATHLETIC DIRECTOR: Terry Driscoll

BASKETBALL PROGRAM

HOME COURT: Kaplan Arena at
William and Mary Hall (8,600)
FIRST VARSITY SEASON: 1970-71
ALL-TIME RECORD: 365-556
NCAA APPEARANCES: 0
NIT APPEARANCES (Last): 0
COLORS: Green, Gold and Silver
2007-08 RECORD: 14-18/7-11 in CAA

Tribe

MEDIA CONTACT

JACOB SKIPPER
jcskip@wm.edu
757-221-3344 (office)
757-561-3176 (cell)
757-221-3412 (fax)



Courtney Portell



Courtney Portell



Tiffany Benson

TEAM INFORMATION

Starters Returning (3):

Courtney Portell, 5-8, Sr., G 8.6 ppg, 2.2 rpg
Tiffany Benson, 6-1, Jr., F 8.3 ppg, 8.1 rpg
CAA All-Defensive Team
Katherine DeHenzel, 5-7, So., G 4.2 ppg, 2.2 rpg

Other Top Returnees:

Kelly Heath, 6-0, Jr., G 7.2 ppg, 2.6 rpg

Key Losses:

Kyra Kaylor, F 14.4 ppg, 8.4 rpg
1st team All-CAA
Devin James, G/F 13.9 ppg, 8.7 rpg



DEBBIE TAYLOR

Head Coach

Assistants:

Meg Barber
Kia Butts
Lizzie Schiel

Year	School	Record
1999-00	William and Mary	6-21
2000-01	William and Mary	10-19
2001-02	William and Mary	12-17
2002-03	William and Mary	8-20
2003-04	William and Mary	11-18
2004-05	William and Mary	4-24
2005-06	William and Mary	15-13
2006-07	William and Mary	19-12
2007-08	William and Mary	14-18

W&M	9 seasons	99-162
-----	-----------	--------

Career	9 seasons	99-162
--------	-----------	--------

2008-09 ROSTER

No.	Name	Pos.	Cl.	Ht.	Hometown/Previous School
00	Tasha Pye	G	Fr.	5-8	Bronx, N.Y./St. Annes-Belfield (Va.)
2	Courtney Portell	G	Sr.	5-8	Woodbridge, Va./Forest Park
3	Kelly Heath	G	Jr.	6-0	Suffield, Conn./Suffield
12	Dani Kell	G/F	Sr.	6-0	Lutherville, Md./Roland Park
14	Robyn Barton	G/F	Jr.	6-1	Lake Oswego, Ore./Lake Oswego
15	Tiffany Benson	F	Jr.	6-1	Virginia Beach, Va./Princess Anne
21	Aleia Gland	G	Fr.	5-10	Toronto, Ontario/David and Mary Thomson
23	Lindsey Moller	G	Jr.	5-10	Longmont, Colo./Longmont
24	Katy Oblinger	G	So.	5-5	Altoona, Pa./Altoona Area
25	Katherine DeHenzel	G	So.	5-7	Bowie, Md./St. John's College HS
30	Janine Aldridge	G	Fr.	5-11	Massapequa, N.Y./Massapequa
34	Lauren Aadland	G/F	Jr.	6-1	Carlsbad, Calif./Carlsbad
35	Courtney Flynn	F	Fr.	6-1	Beaverton, Ore./Central Catholic
44	Chanel Murchison	G/F	Fr.	5-10	Stafford, Va./Colonial Forge

**2007-08 Colonial Athletic Association
CONFERENCE BASKETBALL STATISTICS
Through games of Mar 31, 2008 (All games)**

SCORING OFFENSE

## Team	G	W-L	Pts	Avg/G
1.Old Dominion.....	36	31-5	2708	75.2
2.James Madison.....	34	24-10	2449	72.0
3.VCU.....	34	26-8	2227	65.5
4.Northeastern.....	30	14-16	1891	63.0
5.UNC Wilmington.....	31	17-14	1928	62.2
6.William & Mary.....	32	14-18	1981	61.9
7.Towson.....	32	22-10	1970	61.6
8.Drexel.....	30	18-12	1795	59.8
9.Georgia State.....	30	8-22	1725	57.5
10.Hofstra.....	30	5-25	1672	55.7
11.George Mason.....	30	9-21	1644	54.8
12.Delaware.....	31	7-24	1569	50.6

SCORING DEFENSE

## Team	G	Pts	Avg/G
1.Drexel.....	30	1637	54.6
2.VCU.....	34	1919	56.4
3.Towson.....	32	1844	57.6
4.Delaware.....	31	1818	58.6
5.James Madison.....	34	2064	60.7
6.Old Dominion.....	36	2191	60.9
7.William & Mary.....	32	1982	61.9
8.UNC Wilmington.....	31	1974	63.7
9.George Mason.....	30	1947	64.9
10.Hofstra.....	30	1964	65.5
11.Georgia State.....	30	2016	67.2
12.Northeastern.....	30	2043	68.1

SCORING MARGIN

## Team	G	OFF	DEF	Margin
1.Old Dominion.....	36	75.2	60.9	+14.4
2.James Madison.....	34	72.0	60.7	+11.3
3.VCU.....	34	65.5	56.4	+9.1
4.Drexel.....	30	59.8	54.6	+5.3
5.Towson.....	32	61.6	57.6	+3.9
6.William & Mary.....	32	61.9	61.9	+0.0
7.UNC Wilmington.....	31	62.2	63.7	-1.5
8.Northeastern.....	30	63.0	68.1	-5.1
9.Delaware.....	31	50.6	58.6	-8.0
10.Georgia State.....	30	57.5	67.2	-9.7
11.Hofstra.....	30	55.7	65.5	-9.7
12.George Mason.....	30	54.8	64.9	-10.1

FREE THROW PERCENTAGES

## Team	G	FTM	FTA	Pct
1.Drexel.....	30	304	374	.813
2.Northeastern.....	30	332	431	.770
3.Hofstra.....	30	299	400	.748
4.Towson.....	32	453	660	.686
5.VCU.....	34	485	709	.684
6.UNC Wilmington.....	31	496	728	.681
7.Delaware.....	31	394	585	.674
8.Old Dominion.....	36	539	831	.649
9.James Madison.....	34	518	800	.648
10.William & Mary.....	32	380	596	.638
11.George Mason.....	30	347	565	.614
12.Georgia State.....	30	296	482	.614

FIELD GOAL PERCENTAGES

## Team	G	FG	FGA	Pct
1.Old Dominion.....	36	991	2261	.438
2.Drexel.....	30	642	1526	.421
3.UNC Wilmington.....	31	670	1602	.418
4.James Madison.....	34	886	2150	.412
5.Northeastern.....	30	683	1674	.408
6.VCU.....	34	798	1967	.406
7.Georgia State.....	30	678	1763	.380
8.Towson.....	32	690	1832	.377
9.William & Mary.....	32	705	1879	.375
10.George Mason.....	30	597	1594	.375
11.Hofstra.....	30	610	1658	.368
12.Delaware.....	31	554	1701	.326

FIELD GOAL PCT DEFENSE

## Team	G	FG	FGA	Pct
1.James Madison.....	34	720	1944	.370
2.Old Dominion.....	36	788	2116	.372
3.Drexel.....	30	571	1523	.375
4.VCU.....	34	714	1888	.378
5.Towson.....	32	673	1747	.385
6.William & Mary.....	32	745	1896	.393
7.Hofstra.....	30	682	1688	.404
8.Delaware.....	31	627	1550	.405
9.Georgia State.....	30	699	1716	.407
10.George Mason.....	30	670	1613	.415
11.UNC Wilmington.....	31	726	1728	.420
12.Northeastern.....	30	776	1756	.442

3-POINT FIELD GOAL PERCENTAGES

## Team	G	FG	FGA	Pct
1.Drexel.....	30	207	563	.368
2.Old Dominion.....	36	187	542	.345
3.Northeastern.....	30	193	566	.341
4.UNC Wilmington.....	31	92	281	.327
5.VCU.....	34	146	448	.326
6.William & Mary.....	32	191	602	.317
7.James Madison.....	34	159	508	.313
8.Towson.....	32	137	445	.308
9.Hofstra.....	30	153	503	.304
10.George Mason.....	30	103	372	.277
11.Delaware.....	31	67	279	.240
12.Georgia State.....	30	89	390	.228

3-POINT FIELD GOAL PCT DEFENSE

## Team	G	FG	FGA	Pct
1.VCU.....	34	123	458	.269
2.Old Dominion.....	36	131	476	.275
3.Drexel.....	30	117	413	.283
4.Towson.....	32	131	447	.293
5.James Madison.....	34	124	413	.300
6.William & Mary.....	32	133	431	.309
7.George Mason.....	30	137	441	.311
8.Northeastern.....	30	131	416	.315
9.Hofstra.....	30	134	421	.318
10.Delaware.....	31	161	500	.322
11.Georgia State.....	30	148	459	.322
12.UNC Wilmington.....	31	158	479	.330

**2007-08 Colonial Athletic Association
CONFERENCE BASKETBALL STATISTICS
Through games of Mar 31, 2008 (All games)**

REBOUNDING OFFENSE

## Team	G	Reb	Avg/G
1.James Madison.....	34	1599	47.0
2.Old Dominion.....	36	1541	42.8
3.Towson.....	32	1247	39.0
4.William & Mary.....	32	1238	38.7
5.VCU.....	34	1309	38.5
6.Georgia State.....	30	1137	37.9
7.Delaware.....	31	1114	35.9
UNC Wilmington.....	31	1114	35.9
9.Hofstra.....	30	1027	34.2
10.George Mason.....	30	1003	33.4
11.Northeastern.....	30	977	32.6
12.Drexel.....	30	933	31.1

REBOUNDING DEFENSE

## Team	G	Reb	Avg/G
1.James Madison.....	34	1161	34.1
2.UNC Wilmington.....	31	1064	34.3
3.Drexel.....	30	1034	34.5
4.Towson.....	32	1157	36.2
5.Old Dominion.....	36	1329	36.9
6.VCU.....	34	1257	37.0
7.Delaware.....	31	1182	38.1
8.Northeastern.....	30	1150	38.3
9.Georgia State.....	30	1164	38.8
10.George Mason.....	30	1172	39.1
11.Hofstra.....	30	1184	39.5
12.William & Mary.....	32	1301	40.7

REBOUNDING MARGIN

## Team	G	TEAM	Avg	OPP	Avg Margin	
1.James Madison.....	34	1599	47.0	1161	34.1	+12.9
2.Old Dominion.....	36	1541	42.8	1329	36.9	+5.9
3.Towson.....	32	1247	39.0	1157	36.2	+2.8
4.UNC Wilmington.....	31	1114	35.9	1064	34.3	+1.6
5.VCU.....	34	1309	38.5	1257	37.0	+1.5
6.Georgia State.....	30	1137	37.9	1164	38.8	-0.9
7.William & Mary.....	32	1238	38.7	1301	40.7	-2.0
8.Delaware.....	31	1114	35.9	1182	38.1	-2.2
9.Drexel.....	30	933	31.1	1034	34.5	-3.4
10.Hofstra.....	30	1027	34.2	1184	39.5	-5.2
11.George Mason.....	30	1003	33.4	1172	39.1	-5.6
12.Northeastern.....	30	977	32.6	1150	38.3	-5.8

BLOCKED SHOTS

## Team	G	Blocks	Avg/G
1.Old Dominion.....	36	191	5.31
2.James Madison.....	34	164	4.82
3.Drexel.....	30	100	3.33
4.William & Mary.....	32	105	3.28
5.Georgia State.....	30	91	3.03
6.Hofstra.....	30	87	2.90
7.Towson.....	32	82	2.56
8.Delaware.....	31	78	2.52
9.Northeastern.....	30	74	2.47
10.VCU.....	34	78	2.29
11.UNC Wilmington.....	31	69	2.23
12.George Mason.....	30	65	2.17

ASSISTS

## Team	G	Assists	Avg/G
1.Old Dominion.....	36	596	16.56
2.VCU.....	34	504	14.82
3.Drexel.....	30	418	13.93
4.Georgia State.....	30	414	13.80
5.James Madison.....	34	458	13.47
6.Towson.....	32	405	12.66
7.Northeastern.....	30	365	12.17
8.Hofstra.....	30	364	12.13
9.UNC Wilmington.....	31	374	12.06
10.William & Mary.....	32	359	11.22
11.George Mason.....	30	298	9.93
12.Delaware.....	31	236	7.61

STEALS

## Team	G	Steals	Avg/G
1.Towson.....	32	403	12.59
2.Delaware.....	31	359	11.58
3.William & Mary.....	32	356	11.13
4.Old Dominion.....	36	389	10.81
5.UNC Wilmington.....	31	318	10.26
6.VCU.....	34	333	9.79
7.Hofstra.....	30	283	9.43
8.Georgia State.....	30	281	9.37
9.Drexel.....	30	234	7.80
10.Northeastern.....	30	226	7.53
11.George Mason.....	30	224	7.47
12.James Madison.....	34	249	7.32

TURNOVER MARGIN

## Team	G	TEAM	Avg	OPP	Avg Margin	
1.VCU.....	34	586	17.2	718	21.1	+3.88
2.Old Dominion.....	36	651	18.1	746	20.7	+2.64
3.Towson.....	32	598	18.7	664	20.8	+2.06
4.Delaware.....	31	598	19.3	658	21.2	+1.94
5.Drexel.....	30	460	15.3	495	16.5	+1.17
6.William & Mary.....	32	598	18.7	632	19.8	+1.06
7.Northeastern.....	30	497	16.6	486	16.2	-0.37
8.George Mason.....	30	550	18.3	521	17.4	-0.97
9.UNC Wilmington.....	31	651	21.0	610	19.7	-1.32
10.James Madison.....	34	613	18.0	566	16.6	-1.38
11.Georgia State.....	30	652	21.7	585	19.5	-2.23
12.Hofstra.....	30	646	21.5	577	19.2	-2.30

ASSIST/TURNOVER RATIO

## Team	G	Asst	Avg Turn	Avg Ratio		
1.Old Dominion.....	36	596	16.6	651	18.1	0.92
2.Drexel.....	30	418	13.9	460	15.3	0.91
3.VCU.....	34	504	14.8	586	17.2	0.86
4.James Madison.....	34	458	13.5	613	18.0	0.75
5.Northeastern.....	30	365	12.2	497	16.6	0.73
6.Towson.....	32	405	12.7	598	18.7	0.68
7.Georgia State.....	30	414	13.8	652	21.7	0.63
8.William & Mary.....	32	359	11.2	598	18.7	0.60
9.UNC Wilmington.....	31	374	12.1	651	21.0	0.57
10.Hofstra.....	30	364	12.1	646	21.5	0.56
11.George Mason.....	30	298	9.9	550	18.3	0.54
12.Delaware.....	31	236	7.6	598	19.3	0.39

2007-08 Colonial Athletic Association
CONFERENCE BASKETBALL STATISTICS
 Through games of Mar 31, 2008 (All games)

OFFENSIVE REBOUNDS

## Team	G	No.	Avg/G
1.James Madison.....	34	679	19.97
2.Old Dominion.....	36	614	17.06
3.Georgia State.....	30	471	15.70
4.Towson.....	32	502	15.69
5.Delaware.....	31	473	15.26
6.William & Mary.....	32	479	14.97
7.VCU.....	34	498	14.65
8.UNC Wilmington.....	31	412	13.29
9.Hofstra.....	30	352	11.73
10.Northeastern.....	30	347	11.57
11.George Mason.....	30	331	11.03
12.Drexel.....	30	269	8.97

DEFENSIVE REBOUNDS

## Team	G	No.	Avg/G
1.James Madison.....	34	920	27.06
2.Old Dominion.....	36	927	25.75
3.VCU.....	34	811	23.85
4.William & Mary.....	32	759	23.72
5.Towson.....	32	745	23.28
6.UNC Wilmington.....	31	702	22.65
7.Hofstra.....	30	675	22.50
8.George Mason.....	30	672	22.40
9.Georgia State.....	30	666	22.20
10.Drexel.....	30	664	22.13
11.Northeastern.....	30	630	21.00
12.Delaware.....	31	641	20.68

3-POINT FIELD GOALS MADE

## Team	G	3FG	Avg/G
1.Drexel.....	30	207	6.90
2.Northeastern.....	30	193	6.43
3.William & Mary.....	32	191	5.97
4.Old Dominion.....	36	187	5.19
5.Hofstra.....	30	153	5.10
6.James Madison.....	34	159	4.68
7.VCU.....	34	146	4.29
8.Towson.....	32	137	4.28
9.George Mason.....	30	103	3.43
10.UNC Wilmington.....	31	92	2.97
11.Georgia State.....	30	89	2.97
12.Delaware.....	31	67	2.16

**2007-08 Colonial Athletic Association
CONFERENCE BASKETBALL STATISTICS
Through games of Mar 31, 2008 (All games)**

STANDINGS	-----CONFERENCE-----				-----OVERALL-----				WINNING STREAK	
	W-L	Pct	PF	PA	W-L	Pct	PF	PA	Team	NO.
-----	---	---	--	--	---	---	--	--	-----	-----
Old Dominion.....	17-1	.944	78.1	56.9	31-5	.861	75.2	60.9		
James Madison.....	14-4	.778	70.9	58.3	24-10	.706	72.0	60.7		
VCU.....	13-5	.722	64.8	57.3	26-8	.765	65.5	56.4		
Drexel.....	13-5	.722	60.4	53.7	18-12	.600	59.8	54.6		
Towson.....	12-6	.667	58.7	55.9	22-10	.688	61.6	57.6		
Northeastern.....	8-10	.444	60.6	67.2	14-16	.467	63.0	68.1		
UNC Wilmington.....	7-11	.389	58.5	64.2	17-14	.548	62.2	63.7		
William & Mary.....	7-11	.389	58.1	60.7	14-18	.438	61.9	61.9		
Delaware.....	6-12	.333	52.2	56.0	7-24	.226	50.6	58.6		
Georgia State.....	5-13	.278	56.4	67.4	8-22	.267	57.5	67.2		
George Mason.....	3-15	.167	52.6	63.7	9-21	.300	54.8	64.9		
Hofstra.....	3-15	.167	55.6	65.6	5-25	.167	55.7	65.5		

TEAM SUMMARIES

Team	G	PF-PA	Avg Score	Margin	FG-FGA	Pct	3FG-FGA	Pct	FT-FTA	Pct	RebF	RebA	Margin
Delaware.....	31	1569-1818	50.6-58.6	-8.0	554-1701	.326	67-279	.240	394-585	.674	1114	1182	-2.2
Drexel.....	30	1795-1637	59.8-54.6	+5.3	642-1526	.421	207-563	.368	304-374	.813	933	1034	-3.4
George Mason.....	30	1644-1947	54.8-64.9	-10.1	597-1594	.375	103-372	.277	347-565	.614	1003	1172	-5.6
Georgia State.....	30	1725-2016	57.5-67.2	-9.7	670-1763	.380	89-390	.228	296-482	.614	1137	1164	-0.9
Hofstra.....	30	1672-1964	55.7-65.5	-9.7	610-1658	.368	153-503	.304	299-400	.748	1027	1184	-5.2
James Madison.....	34	2449-2064	72.0-60.7	+11.3	886-2150	.412	159-508	.313	518-800	.648	1599	1161	+12.9
Northeastern.....	30	1891-2043	63.0-68.1	-5.1	683-1674	.408	193-566	.341	332-431	.770	977	1150	-5.8
Old Dominion.....	36	2708-2191	75.2-60.9	+14.4	991-2261	.438	187-542	.345	539-831	.649	1541	1329	+5.9
Towson.....	32	1970-1844	61.6-57.6	+3.9	690-1832	.377	137-445	.308	453-660	.686	1247	1157	+2.8
UNC Wilmington.....	31	1928-1974	62.2-63.7	-1.5	670-1602	.418	92-281	.327	496-728	.681	1114	1064	+1.6
VCU.....	34	2227-1919	65.5-56.4	+9.1	798-1967	.406	146-448	.326	485-709	.684	1309	1257	+1.5
William & Mary.....	32	1981-1982	61.9-61.9	+0.0	705-1879	.375	191-602	.317	380-596	.638	1238	1301	-2.0

ATTENDANCE

Team	HOME GAMES	Avg	AWAY GAMES	Avg	NEUT GAMES	Avg	ALL GAMES	Avg
Delaware	16-16335	1021	12-17502	1458	3-3732	1244	31-37569	1212
Drexel	15-8360	557	14-13989	999	1-1716	1716	30-24065	802
George Mason	14-12879	920	14-14258	1018	2-1825	912	30-28962	965
Georgia State	15-7459	497	12-14364	1197	3-1828	609	30-23651	788
Hofstra	13-7271	559	13-12189	938	4-6002	1500	30-25462	849
James Madison	15-34504	2300	16-15235	952	3-3833	1278	34-53572	1576
Northeastern	12-4409	367	14-11964	855	4-3189	797	30-19562	652
Old Dominion	14-47983	3427	14-36775	2627	8-15052	1882	36-99810	2772
Towson	13-7672	590	15-16972	1131	4-12504	3126	32-37148	1161
UNC Wilmington	15-7751	517	14-12810	915	2-1871	936	31-22432	724
VCU	15-7808	521	16-16852	1053	3-5101	1700	34-29761	875
William & Mary	12-6121	510	14-17043	1217	6-6718	1120	32-29882	934
Totals	169-168552	997	168-199953	1190	43-63371	1474	272-323281	1189

**2007-08 Colonial Athletic Association
INDIVIDUAL BASKETBALL STATISTICS
Through games of Mar 31, 2008 (All games)**

To be ranked, a player must appear in at least 75.0% of their team's games.

SCORING							
##	Player-Team	Cl	G	FG	3FG	FT	Pts Avg/G
1.	Young, Tamera-JMU.....	SR	34	259	14	161	693 20.4
2.	Marginean, Gabriela-DREXE	SO	30	213	26	118	570 19.0
3.	Vaughn, Krystal-VCU.....	SR	34	190	12	140	532 15.6
4.	Kaylor, Kyra-W&M.....	SR	32	148	23	143	462 14.4
5.	Blackwell, Brittany-UNCW.	FR	29	150	6	112	418 14.4
6.	Evans, Dawn-JMU.....	FR	30	129	85	62	405 13.5
7.	Taylor, Sahsha-UNCW.....	JR	31	148	5	114	415 13.4
8.	Wade, Lateisha-MASON....	SR	30	120	31	129	400 13.3
9.	Mahan, Holly-TOWSON.....	SR	32	157	61	47	422 13.2
10.	Hollins, Brittany-GAST...	JR	30	162	28	43	395 13.2
11.	Smallwood, Shaleyse-NU...	SR	30	137	37	73	384 12.8
12.	Jordan, T.J.-ODU.....	SR	34	142	82	65	431 12.7
13.	Suber, Narissa-DREXEL....	SR	30	118	69	52	357 11.9
14.	Baker-Brice, Shanae-TOWSO	SO	32	128	14	105	375 11.7
15.	Green, Tiffany-ODU.....	JR	36	148	0	114	410 11.4
16.	Pablos, Lucia-NU.....	SR	30	112	28	86	338 11.3
17.	Luksytc, Greta-UNCW.....	SO	31	110	43	85	348 11.2
18.	James, Devin-W&M.....	SR	32	135	26	58	354 11.1
19.	Canady, Jessica-ODU.....	SO	36	148	2	98	396 11.0
20.	McKeller, Danyiell-GAST..	SO	30	137	0	53	327 10.9

REBOUNDING							
##	Player-Team	Cl	G	OFF	DEF	TOT	Avg/G
1.	Young, Tamera-JMU.....	SR	34	125	227	352	10.4
2.	Kaylor, Kyra-W&M.....	SR	32	83	187	270	8.4
3.	Rawls, Shay-GAST.....	SO	30	110	139	249	8.3
4.	Benson, Tiffany-W&M.....	SO	32	139	120	259	8.1
5.	Davis, Kandace-TOWSON....		30	84	154	238	7.9
6.	Blackwell, Brittany-UNCW.	FR	29	89	134	223	7.7
7.	Green, Tiffany-ODU.....	JR	36	127	148	275	7.6
8.	Stokes, Kisha-JMU.....	JR	34	126	132	258	7.6
9.	Mahan, Jennifer-JMU.....	SR	32	124	110	234	7.3
10.	Mahan, Holly-TOWSON.....	SR	32	84	148	232	7.3
11.	Pym, Megan-ODU.....	SR	36	105	154	259	7.2
12.	Marginean, Gabriela-DREXE	SO	30	58	156	214	7.1
13.	Walker, Candace-UNCW....	SO	31	77	133	210	6.8
14.	Canady, Jessica-ODU.....	SO	36	80	153	233	6.5
15.	Vaughn, Krystal-VCU.....	SR	34	106	108	214	6.3
16.	Moss, D'Andra-VCU.....	SO	34	79	125	204	6.0
17.	Uqdah, Nina-JMU.....	JR	34	85	118	203	6.0
18.	Williams, Shahida-ODU....	SR	36	90	124	214	5.9
19.	Taylor, Sahsha-UNCW.....	JR	31	89	93	182	5.9
20.	Akintunde, Moni-MASON....	SR	30	66	107	173	5.8

FIELD GOAL PCT (Min. 4.0 made per game)					
##	Player-Team	Cl	G	FG	FGA Pct
1.	Canady, Jessica-ODU.....	SO	36	148	262 .565
2.	McKeller, Danyiell-GAST..	SO	30	137	260 .527
3.	Blackwell, Brittany-UNCW.	FR	29	150	293 .512
4.	Williams, Shahida-ODU....	SR	36	155	311 .498
5.	Marginean, Gabriela-DREXE	SO	30	213	428 .498
6.	Green, Tiffany-ODU.....	JR	36	148	318 .465
7.	Vaughn, Krystal-VCU.....	SR	34	190	416 .457
8.	Taylor, Sahsha-UNCW.....	JR	31	148	325 .455
9.	Kaylor, Kyra-W&M.....	SR	32	148	330 .448
10.	Smallwood, Shaleyse-NU...	SR	30	137	324 .423
11.	Young, Tamera-JMU.....	SR	34	259	632 .410
12.	Wade, Lateisha-MASON....	SR	30	120	293 .410
13.	Baker-Brice, Shanae-TOWSO	SO	32	128	329 .389
14.	Mahan, Holly-TOWSON.....	SR	32	157	405 .388
15.	Jordan, T.J.-ODU.....	SR	34	142	387 .367

ASSISTS				
##	Player-Team	Cl	G	Assists Avg/G
1.	Walters, Jazzmin-ODU.....	JR	36	179 4.97
2.	Jones, LaKea-VCU.....	SR	34	159 4.68
3.	Hollins, Brittany-GAST...	JR	30	137 4.57
4.	Smallwood, Shaleyse-NU...	SR	30	136 4.53
5.	Baker-Brice, Shanae-TOWSO	SO	32	134 4.19
6.	Evans, Dawn-JMU.....	FR	30	115 3.83
7.	Freeman, Alis-TOWSON....	JR	31	116 3.74
8.	Williams, Niki-HOFSTRA...	JR	30	112 3.73
9.	Mann, Monica-GAST.....	SO	29	106 3.66
10.	DeHaven, Kyle-DELAWARE...	SR	29	105 3.62
11.	Bellochio, Candice-HOFST	FR	30	100 3.33
12.	Hester, Nicole-DREXEL....	JR	26	82 3.15
13.	Young, Tamera-JMU.....	SR	34	103 3.03
14.	Rorie, La'Tavia-VCU.....	SO	34	98 2.88
15.	Smith, Shade-UNCW.....	JR	30	83 2.77
	Pablos, Lucia-NU.....	SR	30	83 2.77

FREE THROW PCT (Min. 2.0 made per game)					
##	Player-Team	Cl	G	FTM	FTA Pct
1.	Marginean, Gabriela-DREXE	SO	30	118	129 .915
2.	Evans, Dawn-JMU.....	FR	30	62	68 .912
3.	Luksytc, Greta-UNCW.....	SO	31	85	97 .876
4.	Pablos, Lucia-NU.....	SR	30	86	102 .843
5.	Kaylor, Kyra-W&M.....	SR	32	143	173 .827
6.	DeHaven, Kyle-DELAWARE...	SR	29	100	121 .826
7.	Vaughn, Krystal-VCU.....	SR	34	140	175 .800
8.	Baker-Brice, Shanae-TOWSO	SO	32	105	133 .789
9.	Bellochio, Candice-HOFST	FR	30	73	93 .785
10.	Brigham, Sam-HOFSTRA....	SO	30	62	79 .785
11.	Stokes, Kisha-JMU.....	JR	34	68	87 .782
12.	Smallwood, Shaleyse-NU...	SR	30	73	94 .777
13.	Canady, Jessica-ODU.....	SO	36	98	132 .742
14.	Parker, Jasmine-ODU.....	FR	36	73	100 .730
15.	Freeman, Alis-TOWSON....	JR	31	69	95 .726

STEALS				
##	Player-Team	Cl	G	Steals Avg/G
1.	DeHaven, Kyle-DELAWARE...	SR	29	133 4.59
2.	Mahan, Holly-TOWSON.....	SR	32	88 2.75
3.	Hollins, Brittany-GAST...	JR	30	82 2.73
4.	James, Devin-W&M.....	SR	32	84 2.63
5.	Williams, Niki-HOFSTRA...	JR	30	63 2.10
6.	Walker, Candace-UNCW....	SO	31	63 2.03
7.	Baker-Brice, Shanae-TOWSO	SO	32	64 2.00
8.	Freeman, Alis-TOWSON....	JR	31	61 1.97
9.	Jones, LaKea-VCU.....	SR	34	66 1.94
10.	Beasley, Jamell-TOWSON...	SR	32	62 1.94
11.	Young, Tamera-JMU.....	SR	34	65 1.91
12.	Blackwell, Brittany-UNCW.	FR	29	54 1.86
13.	Marginean, Gabriela-DREXE	SO	30	53 1.77
	Fripp, Natty-HOFSTRA....	JR	30	53 1.77
15.	Taylor, Sahsha-UNCW.....	JR	31	54 1.74

2007-08 Colonial Athletic Association
INDIVIDUAL BASKETBALL STATISTICS
Through games of Mar 31, 2008 (All games)

3-POINT FG PCT (Min. 1.5 made per game)

## Player-Team	Cl	G	3FG	FGA	Pct
1.Suber, Narissa-DREXEL....	SR	30	69	167	.413
2.Portell, Courtney-W&M....	JR	30	72	193	.373
3.Evans, Dawn-JMU.....	FR	30	85	242	.351
4.Feldman, Ashlee-NU.....	JR	30	64	186	.344
5.Walton, Kendra-NU.....	SO	29	50	148	.338
6.Mahan, Holly-TOWSON.....	SR	32	61	182	.335
7.Jordan, T.J.-ODU.....	SR	34	82	252	.325

3-POINT FG MADE

## Player-Team	Cl	G	3FG	Avg/G
1.Evans, Dawn-JMU.....	FR	30	85	2.83
2.Jordan, T.J.-ODU.....	SR	34	82	2.41
3.Portell, Courtney-W&M....	JR	30	72	2.40
4.Suber, Narissa-DREXEL....	SR	30	69	2.30
5.Feldman, Ashlee-NU.....	JR	30	64	2.13
6.Mahan, Holly-TOWSON.....	SR	32	61	1.91
7.Walton, Kendra-NU.....	SO	29	50	1.72
8.Rosseel, Jasmina-DREXEL..	FR	29	43	1.48
9.Luksyte, Greta-UNCW.....	SO	31	43	1.39
10.Hobbs, Rashauna-MASON....	SO	29	39	1.34
11.Fripp, Natty-HOFSTRA....	JR	30	39	1.30
12.Rorie, La'Tavia-VCU.....	SO	34	43	1.26
13.Smallwood, Shaleyse-NU...	SR	30	37	1.23
14.Hester, Nicole-DREXEL....	JR	26	31	1.19
15.Walters, Jazzmin-ODU.....	JR	36	41	1.14

BLOCKED SHOTS

## Player-Team	Cl	G	Blocks	Avg/G
1.Green, Tiffany-ODU.....	JR	36	70	1.94
2.Benson, Tiffany-W&M.....	SO	32	58	1.81
3.Pym, Megan-ODU.....	SR	36	52	1.44
4.Cornish, Brooke-DREXEL....	SO	28	38	1.36
5.Ugdah, Nina-JMU.....	JR	34	40	1.18
6.Brown, Jennifer-JMU.....	SR	32	37	1.16
7.Davis, Kandace-TOWSON....	30	31	1.03	
8.Williams, Shahida-ODU....	SR	36	32	0.89
9.Ferguson, Farrah-DELAWARE	SO	24	21	0.88
10.Johnson, Delise-DREXEL...	SR	29	25	0.86
11.Jimenez, Lauren-JMU.....	FR	32	26	0.81
12.Carr, Kim-NU.....	SO	26	21	0.81
13.Harrison, Sha'Ron-DELAWAR	SO	30	24	0.80
14.White, Martha-UNCW.....	FR	31	24	0.77
15.Young, Tamera-JMU.....	SR	34	25	0.74

ASSIST/TURNOVER RATIO (Min. 3.0 assists/game)

## Player-Team	Cl	G	Asst	Avg	Turn	Avg	Ratio
1.Jones, LaKea-VCU.....	SR	34	159	4.7	90	2.6	1.77
2.Hester, Nicole-DREXEL....	JR	26	82	3.2	48	1.8	1.71
3.Smallwood, Shaleyse-NU...	SR	30	136	4.5	81	2.7	1.68
4.Walters, Jazzmin-ODU.....	JR	36	179	5.0	109	3.0	1.64
5.Mann, Monica-GAST.....	SO	29	106	3.7	74	2.6	1.43
6.Freeman, Alis-TOWSON....	JR	31	116	3.7	86	2.8	1.35
7.Williams, Niki-HOFSTRA...	JR	30	112	3.7	96	3.2	1.17
8.Evans, Dawn-JMU.....	FR	30	115	3.8	108	3.6	1.06
9.Baker-Brice, Shanae-TOWSO	SO	32	134	4.2	126	3.9	1.06
10.DeHaven, Kyle-DELAWARE...	SR	29	105	3.6	113	3.9	0.93
11.Hollins, Brittany-GAST...	JR	30	137	4.6	151	5.0	0.91
12.Bellocchio, Candice-HOFST	FR	30	100	3.3	119	4.0	0.84
13.Young, Tamera-JMU.....	SR	34	103	3.0	131	3.9	0.79

OFFENSIVE REBOUNDS

## Player-Team	Cl	G	No.	Avg/G
1.Benson, Tiffany-W&M.....	SO	32	139	4.34
2.Brown, Jennifer-JMU.....	SR	32	124	3.88
3.Stokes, Kisha-JMU.....	JR	34	126	3.71
4.Young, Tamera-JMU.....	SR	34	125	3.68
5.Rawls, Shay-GAST.....	SO	30	110	3.67
6.Green, Tiffany-ODU.....	JR	36	127	3.53
7.Vaughn, Krystal-VCU.....	SR	34	106	3.12
8.Blackwell, Brittany-UNCW.	FR	29	89	3.07
9.Pym, Megan-ODU.....	SR	36	105	2.92
10.Taylor, Sahsha-UNCW.....	JR	31	89	2.87
11.Jenkins, Ariene-DELAWARE.	FR	28	80	2.86
12.Davis, Kandace-TOWSON....	30	84	2.80	
13.Harrison, Sha'Ron-DELAWAR	SO	30	81	2.70
14.Mahan, Holly-TOWSON.....	SR	32	84	2.63
15.Kaylor, Kyra-W&M.....	SR	32	83	2.59

DEFENSIVE REBOUNDS

## Player-Team	Cl	G	No.	Avg/G
1.Young, Tamera-JMU.....	SR	34	227	6.68
2.Kaylor, Kyra-W&M.....	SR	32	187	5.84
3.Marginean, Gabriela-DREXE	SO	30	156	5.20
4.Davis, Kandace-TOWSON....	30	154	5.13	
5.Rawls, Shay-GAST.....	SO	30	139	4.63
6.Mahan, Holly-TOWSON.....	SR	32	148	4.63
7.Blackwell, Brittany-UNCW.	FR	29	134	4.62
8.DeHaven, Kyle-DELAWARE...	SR	29	125	4.31
9.Walker, Candace-UNCW.....	SO	31	133	4.29
10.Pym, Megan-ODU.....	SR	36	154	4.28
11.Canady, Jessica-ODU.....	SO	36	153	4.25
12.Green, Tiffany-ODU.....	JR	36	148	4.11
13.Stokes, Kisha-JMU.....	JR	34	132	3.88
14.Hodell, Stefanie-NU.....	SR	30	116	3.87
15.Walton, Kendra-NU.....	SO	29	109	3.76

MINUTES PLAYED

## Player-Team	Cl	G	Minutes	Avg/G
1.Hollins, Brittany-GAST...	JR	30	1127	37.57
2.DeHaven, Kyle-DELAWARE...	SR	29	1041	35.90
3.Suber, Narissa-DREXEL....	SR	30	1055	35.17
Smallwood, Shaleyse-NU...	SR	30	1055	35.17
5.Young, Tamera-JMU.....	SR	34	1159	34.09
6.Marginean, Gabriela-DREXE	SO	30	1019	33.97
7.Jones, LaKea-VCU.....	SR	34	1129	33.21
8.Mahan, Holly-TOWSON.....	SR	32	1054	32.94
9.Baker-Brice, Shanae-TOWSO	SO	32	1046	32.69
10.Pablos, Lucia-NU.....	SR	30	967	32.23
11.Evans, Dawn-JMU.....	FR	30	963	32.10
12.Davis, Kandace-TOWSON....	30	955	31.83	
13.James, Devin-W&M.....	SR	32	994	31.06
14.Kaylor, Kyra-W&M.....	SR	32	987	30.84
15.Walker, Candace-UNCW....	SO	31	956	30.84