

2008-09 CAA MEN'S BASKETBALL



On the cover: Returning All-CAA performers: VCU senior guard Eric Maynor, Northeastern junior guard Matt Janning, Old Dominion junior forward Gerald Lee, Delaware senior guard Marc Egerson, Towson senior forward Junior Hairston, James Madison senior guard Abdulai Jalloh and Georgia State senior guard Leonard Mendez.




David Schneider



Scott Rodgers



John Vaughan



Chad Tomko



Charles Jenkins

The start of the college basketball season is just a couple of months away and we are excited about the prospects for another strong year in the CAA.

This prospectus contains a break down of all 12 CAA teams and information is current as of August 7, 2008, but is subject to change.

CAA Basketball Media Day will be held on Wednesday, October 22 at the ESPNZone in Washington, D.C. We hope you're able to join us.

If there is any other information that you need, feel free to contact the CAA office at any time.

Rob Washburn, CAA Associate Commissioner/Communications
Office Phone: 804-754-1616, ext. 19
Cell Phone: 804-229-4796
E-Mail: rwashburn@caasports.com
Web Site: www.caasports.com



2008-09 PREVIEW



Gerald Lee

MAJORITY OF STARTERS ARE BACK: CAA men's basketball teams return 65% of their starters from a year ago, with 10 of the league's 12 squads bringing back at least three regulars. **Northeastern** is the only team to welcome back its entire starting five, while **Delaware**, **Hofstra**, **James Madison** and **Old Dominion** each have four starters back. Statistically, the CAA returns five of its top 10 in scoring and rebounding.

MAYNOR HEADLINES GROUP OF ALL-CAA RETURNEES: Seven players who received all-conference recognition last season are back in 2008-09, including VCU senior guard **Eric Maynor**, who was the CAA Player of the Year. Maynor led the league in assists (5.5 apg) and was second in the conference in scoring (17.9 ppg). A pair of players return from the All-CAA second team – Northeastern junior guard **Matt Janning** and Old Dominion junior forward **Gerald Lee**. Janning was the league's third-leading scorer with 16.1 ppg, while Lee contributed 12.9 points and 5.8 rebounds per contest. Four of the six members of last season's All-CAA third team return – Delaware senior guard **Marc Egerson** (13.4 ppg/6.9 rpg), Towson senior forward **Junior Hairston** (12.0 ppg/8.9

rpg), James Madison senior guard **Abdulai Jalloh** (15.5 ppg/5.5 rpg) and Georgia State senior guard **Leonard Mendez** (16.0 ppg/7.0 3-pts).

FIVE STRAIGHT YEARS WITH AT LEAST THREE IN POST-SEASON: The CAA has sent at least three teams to post-season play for each of the past five years. Last season, the conference had three teams participate in three different tournaments. CAA champion **George Mason** earned an NCAA Tournament berth for the fourth time in the past decade, **VCU** made its fourth post-season appearance in the last five years as a participant in the MasterCard NIT and **Old Dominion** reached the post-season for the fourth straight season, advancing to the quarterfinals of the inaugural College Basketball Invitational.



Jim Larranaga

JMU HIRES MATT BRADY AS NEW HEAD COACH

COACH: James Madison will be the only CAA team with a new head coach this season as **Matt Brady** replaces Dean Keener. Brady was the head coach at Marist for the past four years, where he guided the Red Foxes to a 73-50 overall record. Under his guidance, Marist went 25-9 in 2006-07 and won its first MAAC regular-season title. Prior to coming to Marist, Brady was a Division I assistant coach for 17 seasons, including a stint at Saint Joseph's from 1993-2004.



FOUR CAA TEAMS RANKED AMONG NATION'S WINNINGEST PROGRAMS:

Four CAA teams rank among the top 56 Division I programs in the nation in winning percentage over the past four seasons (2005-08). **VCU** leads the way at #25 with a .703 winning percentage (90-38), followed by **Old Dominion** at #32 (.696/94-41), **Hofstra** at #53 (.648/81-44) and **George Mason** at #56 (.641/84-47). Over the past two years, VCU is ranked 12th nationally in winning percentage with its 52-15 mark (.776).

FOUR-YEAR TOTALS: 2005-08

Rk.	School	Won	Lost	Pct.
1.	North Carolina	123	22	.848
2.	Kansas	118	23	.837
3.	Memphis	126	26	.829
4.	UCLA	115	28	.804
5.	Duke	109	27	.801
25.	VCU	90	38	.705
32.	Old Dominion	94	41	.696
53.	Hofstra	81	44	.648
56.	George Mason	84	47	.641

2008-09 PREVIEW



BALANCED LEAGUE: The CAA showed incredible balance last season with all 12 teams winning at least five conference games for the first time since 2001-02 when the conference only had 10 members. Seven teams finished at least .500 (9-9) in CAA play for only the second time (2003-04) in conference history.

TRANSFERS COULD MAKE MAJOR IMPACT: Eleven transfers from Division I schools will be eligible to play in the CAA this season and most are expected to make a significant impact. Georgia State will add five transfers, while Towson has three and Delaware, UNC Wilmington and William & Mary each have one.

WELCOME TO THE CAA

PLAYER	CL.	POS.	TRANSFERRED TO	TRANSFERRED FROM
Jawan Carter	So.	G	Delaware	Saint Joseph's
Dante Curry	So.	G	Georgia State	South Florida
Joe Dukes	Jr.	G	Georgia State	Wake Forest
Trey Hampton	Jr.	F	Georgia State	Ole Miss
Xavier Hansboro	Jr.	F	Georgia State	Ole Miss
Sean McCurdy	Jr.	G	William & Mary	Arkansas
Brian Morris	So.	G	Towson	Richmond
Bernard Rimmer	Jr.	F	Georgia State	Mississippi State
Jarrel Smith	So.	F	Towson	Colorado State
Jimmy Smith	So.	G	Towson	Colorado State
Johnny Wolf	Jr.	G	UNC Wilmington	Xavier


VCU, MASON AMONG TOP 60 IN FINAL NCAA RPI: A pair of CAA teams were ranked among the top 60 in the final NCAA RPI last season. **VCU** was the top conference team at #54, while **George Mason** was close behind at #59. The CAA was ranked #13 among the nation's 31 Division I conferences. Both squads were also ranked in the final CollegeInsider.com Mid-Major Top 25 poll with the Rams coming in at #10 and the Patriots at #16.

MORE ON MAYNOR: VCU senior guard Eric Maynor will try to put the finishing touches on what has already been an outstanding career. The 2007-08 CAA Player of the Year was one of 16 finalists for the Bob Cousy Award as the nation's top collegiate point guard last season and

earned honorable mention All-America accolades from the *Associated Press*. He was also named to the NABC District 4 first team, the CollegeInsider Mid-Major All-America squad and the CollegeHoops.net High Major All-America second team.



Eric Maynor



Matt Janning

DOUBLE DIGIT STREAKS ALIVE: Three CAA players will be looking to extend impressive double-figure scoring streaks when the season gets underway. Northeastern guard **Matt Janning** is riding a 19-game streak of scoring double digits, while VCU guard **Eric Maynor** has tallied double figures in 16 straight games and Hofstra guard **Charles Jenkins** has a 15-game streak.



2008-09 PREVIEW

FANS FLOCK TO CAA TOURNAMENT:

For the second year in a row, more than 42,000 fans attended the CAA Men's Basketball Championship at the Richmond Coliseum in Richmond, Va. A sellout crowd of 11,200 was on hand for Sunday's semifinal contests and more than 9,000 were in attendance for Monday night's championship game.



RECORD-SETTING NUMBER OF GAMES ON TV:

The CAA once again enjoyed unprecedented television coverage during the 2007-08 season with 107 games televised. The conference had 40 exposures on the various ESPN platforms and nearly 50 appearances on league-wide Comcast and CN8 regional syndicated packages, which included a constant presence in many of the nation's largest television markets.



Charles Jenkins

BACK FOR MORE: The CAA had four freshmen recognized nationally for their performances last season and each is hoping to build on that success. Hofstra guard **Charles Jenkins**, the CAA Rookie of the Year, was named to the CollegeHoops.net High Major Freshman All-America team and to CollegelInsider's Freshman Mid-Major All-America squad. VCU forward **Larry Sanders** joined Jenkins on CI's Freshman All-America squad, while Delaware guard **Alphonso Dawson** and UNC Wilmington guard **Chad Tomko** received honorable mention on the CollegeHoops.net freshman All-America team.

HOME SWEET HOME: Home teams posted a 71-37 (.657) record in CAA play last season, with **VCU**, **UNC Wilmington** and **George Mason** going 8-1. All 12 teams won at least four of their nine conference contests at home. However, **VCU** (7-2) and **Old Dominion** (5-4) were the only teams to have winning records on the road in CAA play. In non-conference action, CAA teams combined for an impressive 43-17 (.717) record on their home floors.

GREAT GROUP OF COACHES: The CAA features a tremendous group of coaches who have had a great deal of success on the hardwood.

The conference's 12 coaches have combined for more than 2,200 career victories and own 127 years of head coaching experience. Six CAA coaches have 150 or more career coaching victories including three with over 400 wins – Towson's **Pat Kennedy** (461), William & Mary's **Tony Shaver** (413) and George Mason's **Jim Larranaga** (404).

PECORA PARTICIPATES IN OPERATION HARDWOOD: Hofstra's **Tom Pecora** was one of six active men's basketball coaches who visited troops in the Persian Gulf as part of Operation Hardwood V. The event featured a week-long basketball tournament and championship game with some of the best military players stationed overseas. The coaches toured military vessels and spent time with wounded service members. Also participating were Manhattan's Barry Rohrssen, DePaul's Jerry Wainwright, Dayton's Brian Gregory, Texas-Pan American's Tom Schuberth and American's Jeff Jones.

2007-08 REVIEW



2007-08 CAA MEN'S BASKETBALL FINAL REPORT

	Conference						Overall							
	W	L	Pct.	H	A	Stk.	W	L	Pct.	H	A	N	Stk.	L10
VCU	15	3	.833	8-1	7-2	W3	24	8	.750	12-2	9-3	3-3	L2	7-3
George Mason	12	6	.667	8-1	4-5	L1	23	11	.676	13-1	5-7	5-3	L1	6-4
UNC Wilmington	12	6	.667	8-1	4-5	W1	20	13	.606	12-3	5-9	3-1	L1	6-4
Old Dominion	11	7	.611	6-3	5-4	L1	18	16	.529	13-3	5-10	0-3	L1	7-3
William and Mary	10	8	.556	6-3	4-5	L2	17	16	.515	9-5	5-10	3-1	L1	4-6
Delaware	9	9	.500	5-4	4-5	L1	14	17	.452	7-5	6-11	1-1	L1	5-5
Northeastern	9	9	.500	6-3	3-6	W1	14	17	.452	7-3	6-13	1-1	L1	5-5
Hofstra	8	10	.444	5-4	3-6	W1	12	18	.400	8-5	4-10	0-3	L1	6-4
Towson	7	11	.389	7-2	0-9	W1	13	18	.419	11-4	1-13	1-1	L1	4-6
James Madison	5	13	.278	4-5	1-8	W1	13	17	.433	9-5	3-11	1-1	L1	3-7
Drexel	5	13	.278	4-5	1-8	L1	12	20	.375	7-9	3-10	2-1	L2	3-7
Georgia State	5	13	.278	4-5	1-8	L1	9	21	.300	6-8	3-12	0-1	L2	3-7

2008 POST SEASON AWARDS

First Team All-CAA

Antoine Agudio, Sr., G, Hofstra
 T.J. Carter, Sr., G, UNC Wilmington
 Eric Maynor, Jr., G, VCU
 Jamal Shuler, Sr., G, VCU
 Will Thomas, Sr., F, George Mason

Second Team All-CAA

Folarin Campbell, George Mason
 Frank Elegar, Sr., C, Drexel
 Matt Janning, So., G, Northeastern
 Vladimir Kuljanin, Sr., C, UNC Wilmington
 Gerald Lee, So., F, Old Dominion

Third Team All-CAA

Herb Courtney, Sr., F, Delaware
 Marc Egerson, Jr., G, Delaware
 Junior Hairston, Jr., F, Towson
 Abdulai Jalloh, Jr., G, James Madison
 Laimis Kisielius, Sr., F, William & Mary
 Leonard Mendez, Jr., G, Georgia State

Player of the Year: Eric Maynor, VCU

Coach of the Year: Tony Shaver, William & Mary

Rookie of the Year: Charles Jenkins, Hofstra

Def. Player of the Year: Brandon Johnson, ODU

CAA Men's Basketball Championship Richmond Coliseum - Richmond, Va.

Friday, March 7 - First Round

#9 Towson 81, #8 Hofstra 66
 #5 William & Mary 58, #12 Georgia State 57
 #7 Delaware 60, #10 Drexel 51
 #6 Northeastern 73, #11 James Madison 55

Saturday, March 8 - Quarterfinals

#1 VCU 57, #9 Towson 46
 #5 William & Mary 63, #4 Old Dominion 60
 #2 UNC Wilmington 82, #7 Delaware 59
 #3 George Mason 63, #6 Northeastern 52

Sunday, March 9 - Semifinals

#5 William & Mary 56, #1 VCU 54
 #3 George Mason 53, #2 UNC Wilmington 41

Monday, March 10 - Championship

#3 George Mason 68, #5 William & Mary 59

CAA STATISTICAL LEADERS

Scoring

1. Antoine Agudio, HU	22.7
2. Eric Maynor, VCU	17.9
3. Matt Janning, NU	16.1
4. Will Thomas, MASON	16.1
5. Leonard Mendez, GSU	16.0

Rebounding

1. Will Thomas, MASON	10.4
2. Vlad Kuljanin, UNCW	9.9
3. Junior Hairston, TOWSON	8.9
4. Frank Elegar, DREXEL	8.0
5. Rashad Chase, GSU	7.6

FG Percentage (Min. 4 made per game)

1. Vlad Kuljanin, UNCW	66.7%
2. Will Thomas, MASON	64.2%
3. Juwann James, JMU	57.5%
4. Manny Adako, NU	56.8%
5. Frank Elegar, DREXEL	55.9%

FT Percentage (Min. 2 made per game)

1. T.J. Carter, UNCW	85.6%
2. David Schneider, W&M	85.5%
3. Matt Janning, NU	81.2%
4. Terrance Carter, JMU	80.1%
5. Jamal Shuler, VCU	79.8%

Assists

1. Eric Maynor, VCU	5.47
2. Brian Johnson, DEL	5.19
3. C.C. Williams, TOWSON	4.74
4. Brandon Johnson, ODU	4.62
5. Pierre Curtis, JMU	4.22

Steals

1. Brandon Johnson, ODU	2.68
2. Chaison Allen, NU	2.03
3. Tramayne Hawthorne, DREX1.88	
4. David Schneider, W&M	1.70
5. Charles Jenkins, HU	1.69

Blocks

1. Larry Sanders, VCU	2.97
2. Dane Johnson, HU	2.13
3. Frank Elegar, DREXEL	1.90
4. Junior Hairston, TOWSON	1.67
5. Greg Washington, HU	1.59

NCAA MEN'S BASKETBALL CHAMPIONSHIP

March 20 - First Round @ Denver, Colo.

#5 Notre Dame 68, #12 George Mason 50



MASTERCARD NIT

March 19 - First Round @ Richmond, Va.

#5 UAB 80, #4 VCU 77



COLLEGIATE BASKETBALL INVITATIONAL

March 18 - First Round @ Norfolk, Va.

Old Dominion 68, Rider 65

March 24 - Quarterfinals @ Charlottesville, Va.

Virginia 80, Old Dominion 76






RETURNING STAT LEADERS

Top Returning Scorers


Eric Maynor, VCU	Sr.	G	17.9 ppg
Matt Janning, Northeastern	Jr.	G	16.1 ppg
Leonard Mendez, Georgia State	Sr.	G	16.0 ppg
Abdulai Jalloh, James Madison	Sr.	G	15.5 ppg
Charles Jenkins, Hofstra	So.	G	15.0 ppg
Marc Egerson, Delaware	Sr.	G	13.4 ppg
Josh Thornton, Towson	Jr.	G	13.2 ppg
Gerald Lee, Old Dominion	Jr.	F/C	12.9 ppg
Juwann James, James Madison	Sr.	F	12.8 ppg
John Vaughan, George Mason	Sr.	G	12.3 ppg



Eric Maynor

Top Returners In Rebounding


Junior Hairston, Towson	Sr.	F	8.9 rpg
Rashad Chase, Georgia State	Sr.	F	7.6 rpg
Marc Egerson, Delaware	Sr.	G	6.9 rpg
Darren Townes, Hofstra	Sr.	F	6.7 rpg
Nkem Ojougboh, Northeastern	Jr.	C	6.4 rpg
Juwann James, James Madison	Sr.	F	5.8 rpg
Gerald Lee, Old Dominion	Jr.	F/C	5.8 rpg
Abdulai Jalloh, James Madison	Sr.	G	5.5 rpg
Dane Johnson, Hofstra	Sr.	F/C	5.4 rpg
Larry Sanders, VCU	So.	F	5.2 rpg



Junior Hairston

Top Returners In Assists

Eric Maynor, VCU	Sr.	G	5.5 apg
Brian Johnson, Delaware	Jr.	G	5.2 apg
Pierre Curtis, James Madison	Jr.	G	4.2 apg
David Schneider, William & Mary	Jr.	G	3.8 apg
Greg Johnson, Hofstra	Sr.	G	3.6 apg
Chaisson Allen, Northeastern	So.	G	3.5 apg
Marc Egerson, Delaware	Sr.	G	3.0 apg
Tramayne Hawthorne, Drexel	Sr.	G	3.0 apg




Eric Maynor

RETURNING STAT LEADERS




Top Returners In Steals

Chaiison Allen, Northeastern	So.	G	2.0 spg
Tramayne Hawthorne, Drexel	Sr.	G	1.9 spg
David Schneider, William & Mary	Jr.	G	1.7 spg
Charles Jenkins, Hofstra	So.	G	1.7 spg
Abdulai Jalloh, James Madison	Sr.	G	1.7 spg
Juwann James, James Madison	Sr.	F	1.6 spg
Chad Tomko, UNC Wilmington	So.	G	1.5 spg
Scott Rodgers, Drexel	Sr.	G	1.5 spg
Joey Rodriguez, VCU	So.	G	1.5 spg




Top Returners In Three-Pointers Made

Tramayne Hawthorne, Drexel	Sr.	G	81
Leonard Mendez, Georgia State	Sr.	G	70
Josh Thornton, Towson	Jr.	G	67
Dre Smith, George Mason	Sr.	G	66
Matt Janning, Northeastern	Jr.	G	65



Top Returners In Blocked Shots

Larry Sanders, VCU	So.	F	3.0 bpg
Dane Johnson, Hofstra	Sr.	F/C	2.1 bpg
Junior Hairston, Towson	Sr.	F	1.7 bpg
Greg Washington, Hofstra	So.	F/C	1.6 bpg
Jim Ledsome, Delaware	Sr.	F	1.3 bpg
Frank Hassell, Old Dominion	So.	F	1.3 bpg





2008-09 CAA TEAM NOTES

DELAWARE	<p>Junior guard Brian Johnson has started all 62 games at the point during his first two seasons at UD. He ranked second in the CAA in assists (5.2 apg) last year and also made a team-high 40 three-pointers.</p> <p>Senior guard Marc Egerson contributed 13.4 points and a team-high 6.9 rebounds per game last season after joining the team in mid-December. The Georgetown transfer earned 3rd team All-CAA honors.</p> <p>Sophomore guard Alphonso Dawson was selected to the CAA All-Rookie team after averaging 11.0 points and 4.5 rebounds per game. He scored double figures in 20 of his 31 contests, including a season-high 25 points versus regular-season champ VCU.</p>
DREXEL	<p>Senior guard Tramayne Hawthorne was third in the CAA with 81 three-pointers last season in his first year as a starter. He also excelled defensively, ranking third in the conference with 60 steals.</p> <p>Senior guard Scott Rodgers contributed 9.2 points per game a year ago and tallied double digits in 14 of his final 22 contests.</p> <p>Drexel has advanced to post-season play in four of the past six seasons. The Dragons have also won at least 17 games four times in Bruiser Flint's seven years as head coach.</p>
GEORGE MASON	<p>George Mason captured the CAA championship last season and advanced to the NCAA Tournament for the fourth time since 1999 under head coach Jim Larranaga.</p> <p>Senior guard Dre Smith set an NCAA record for 3-point FG percentage in a game when he drained 10-of-10 from beyond the arc at James Madison last January. Smith finished with a career-high 34 points in the victory.</p> <p>Guard John Vaughan enters his senior season ranked eighth in career treys at Mason with 120. Vaughan, who averaged 12.3 ppg a year ago, is 99 points shy of becoming the 29th 1,000-point scorer in school history.</p>
GEORGIA STATE	<p>Georgia State welcomes five transfers from four major Division I programs this season. Joining the Panthers are Trey Hampton and Xavier Hansbro (Ole Miss), Joe Dukes (Wake Forest), Bernard Rimmer (Mississippi State) and Dante Curry (South Florida).</p> <p>Senior guard Leonard Mendez, who earned 3rd team All-CAA honors last season, ranks sixth in career 3-pointers at Georgia State (133) and has made nearly 43% of his attempts from beyond the arc.</p> <p>Forward Rashad Chase enters his senior campaign ranked ninth on the Panthers' career rebounding list with 520. Last season, he ranked fifth in the CAA with 7.6 caroms per game.</p>
HOFSTRA	<p>Sophomore guard Charles Jenkins was selected as the CAA and Metropolitan New York Rookie of the Year last season after averaging 15.0 ppg. He tallied double figures in 27 of 29 contests.</p> <p>Hofstra returns nine of its top 10 scorers from last season, but must replace All-CAA guard Antoine Agudio, who finished his career as the Pride's all-time leading scorer with 2,276 points.</p> <p>The Pride has won 95 games over the past five seasons, which is 10 more than any other Division I program in the New York City area.</p>
JAMES MADISON	<p>Senior forward Juwann James is one of only two players in JMU history to record over 1,000 points (1,117), 500 rebounds (523), 100 assists (111) and 100 steals (109) in a career.</p> <p>Senior guard Abdulai Jalloh, a 3rd team All-CAA pick, was the only player to rank among the conference's top 15 in scoring (15.5 ppg/9th), rebounding (5.5 rpg/13th), assists (2.9 apg/13th) and steals (1.7 spg/6th).</p> <p>Junior guard Pierre Curtis has led JMU in assists in each of his first two seasons. With 226 career assists, he is on pace to become the Dukes' all-time leader in that category.</p>

2008-09 CAA TEAM NOTES



UNC WILMINGTON	<p>UNC Wilmington achieved the biggest turnaround in Division I basketball last season, posting a 20-13 overall record after going 7-22 in 2006-07 in head coach Benny Moss' inaugural campaign.</p> <p>The Seahawks have placed either first or second in the CAA standings six times over the past eight seasons.</p> <p>UNCW faces the task of replacing four seniors who accounted for nearly 75 percent of the team's scoring last season. The Seahawks do welcome back sophomore point guard Chad Tomko, who averaged 8.6 ppg and earned a spot on the CAA All-Rookie team.</p>
NORTHEASTERN	<p>Northeastern is the only CAA team to have all five of its starters returning from last season. The Huskies will also feature plenty of experienced depth with 11 of their 12 letterwinners back.</p> <p>Junior guard Matt Janning, a 2nd team All-CAA selection last season, enters the season just 131 points shy of 1,000 for his career. Janning closed the 2007-08 campaign by scoring double figures in his final 19 games.</p> <p>The Huskies have finished .500 or better in CAA play in each of their first three seasons as a league member.</p>
OLD DOMINION	<p>Old Dominion has won a school-record 94 games over the past four seasons. The Monarchs have advanced to post-season play for four straight years, including a pair of NCAA Tournament appearances.</p> <p>Junior forward Gerald Lee, who earned 2nd team All-CAA honors a year ago, scored 20 or more points six times last season, including 24 versus 5th-ranked Georgetown and 20 against 6th-ranked Louisville.</p> <p>While the Monarchs only have one senior on the roster, they don't lack experience. Guard Darius James, wing Ben Finney and forward Frank Hassell all started 16 or more games as freshmen last season.</p>
TOWSON	<p>Towson drained a school-record 220 three-pointers last season. Junior guard Josh Thornton, a Georgetown transfer, made a team-high 67 treys in only 22 games after joining the team in December.</p> <p>Senior forward Junior Hairston made the All-CAA third team last season despite being plagued by back problems. He ranked third in the league with 8.9 rebounds per game and recorded 10 double-doubles.</p> <p>The Tigers compiled an impressive 11-4 record at home last season. It was the most victories for the Tigers at the Towson Center since 1993-94.</p>
VCU	<p>VCU captured the CAA regular-season title by three games with a 15-3 mark last season, matching the largest margin by a regular-season champ since 1987.</p> <p>Senior guard Eric Maynor, the reigning CAA Player of the Year, enters his final season ranked fourth on VCU's career assists chart with 464. Maynor also scored 20 or more points 13 times last season and tallied double digits in his final 16 games.</p> <p>Sophomore forward Larry Sanders led the CAA and ranked 11th in Division I with 3.0 blocked shots per game last year. His 95 rejections were the 7th-highest season total in CAA history.</p>
WILLIAM & MARY	<p>William & Mary reached the CAA championship game for the first time in 2008. The fifth-seeded Tribe won three straight tournament games on their last possession before falling to George Mason in the finals.</p> <p>The Tribe's 10 CAA victories last season were the second-most in school history. W&M has also won 15 or more games in back-to-back seasons for the first time since 1985.</p> <p>Versatile junior guard David Schneider led W&M in assists (124) and steals (56) last season and was second on the team in scoring (10.9 ppg) and rebounding (4.5 rpg).</p>



DELAWARE • BLUE HENS

DELAWARE

631 S. College Avenue
Newark, DE 19716
www.udel.edu/sportsinfo

THE SCHOOL

DATE FOUNDED: 1743
ENROLLMENT: 16,000
PRESIDENT: Dr. Patrick T. Harker
ATHLETIC DIRECTOR: Edgar N. Johnson

BASKETBALL PROGRAM

HOME COURT: Bob Carpenter Center (5,000)
FIRST VARSITY SEASON: 1905-06
ALL-TIME RECORD: 1,028-1,129-2
NCAA APPEARANCES (Last): 4 (1999)
NIT APPEARANCES (Last): 1 (2000)
COLORS: Royal Blue and Gold
2007-08 RECORD: 14-17/9-9 in CAA



MEDIA CONTACT

KEVIN TRITT
ktritt@udel.edu
302-831-2186 (office)
302-602-0641 (cell)
302-831-8653 (fax)



Marc Egerson

TEAM INFORMATION

Starters Returning (4):

Marc Egerson, 6-6, Sr., G	13.4 ppg, 6.9 rpg
Alphonso Dawson, 6-4, So., G	11.0 ppg, 4.5 rpg
Brian Johnson, 5-10, Jr., G	9.5 ppg, 3.1 rpg, 5.2 apg
Jim Ledsome, 6-9, Sr., F	5.2 ppg, 4.9 rpg

Other Top Returnees:


Edwin Santiago, 6-2, So., G	4.8 ppg, 1.4 rpg
D.J. Boney, 6-5, So., G	4.1 ppg, 1.1 rpg

Key Losses:

Herb Courtney, F	14.1 ppg, 6.2 rpg
Sam McMahan, G	3rd team All-CAA 5.2 ppg, 2.2 rpg



Alphonso Dawson



Marc Egerson



MONTÉ ROSS

Head Coach

Assistants:

R.C. Kehoe
Stephen Stewart
Jeff Rafferty

Year	School	Record
2006-07	Delaware	5-26
2007-08	Delaware	14-17
Delaware 2 seasons		19-43
Career 2 seasons		19-43

2008-09 ROSTER

No.	Name	Pos.	Cl.	Ht.	Wt.	Hometown/Previous School
1	Marc Egerson	G	Sr.	6-6	225	Wilmington, Del./Glasgow/Georgetown Univ.
3	Jawan Carter	G	So.	5-11	175	Chester, Pa./Saint Joseph's Univ.
4	Pau Geli	F	Sr.	6-9	240	Girona, Spain/C.B. Girona
10	Marco Cooper	F	So.	6-7	185	Freeport, Bahamas/Sagemont School (Fla.)
11	Alphonso Dawson	G	So.	6-4	195	Harrisburg, Pa./Harrisburg
14	Brian Johnson	G	So.	5-10	185	Annapolis, Md./Mt. St. Joseph's/Winchendon Prep
21	D.J. Boney	G	So.	6-5	195	Wilmington, Del./Tatnall
24	Edwin Santiago	G	So.	6-2	170	Wilmington, Del./Sanford
30	Deon Goodman	F	Sr.	6-7	220	Freeport, N.Y./Freeport
34	Jim Ledsome	F	Sr.	6-9	235	Severna Park, Md./Severna Park/Univ. of Nebraska
44	Brian Young	F	Sr.	6-7	220	Cherry Hill, N.J./Cherry Hill East/Lafayette Univ.
	Adam Pegg	C	Fr.	6-9	235	Clearwater, Fla./Clearwater

DREXEL

3141 Chestnut Street
Philadelphia, PA 19104
www.drexeldragons.com

THE SCHOOL

DATE FOUNDED: 1891
ENROLLMENT: 20,659
PRESIDENT: Dr. Constantine N. Papadakis
ATHLETIC DIRECTOR: Dr. Eric Zillmer


BASKETBALL PROGRAM

HOME COURT: Daskalakis Athletic Center (2,500)
FIRST VARSITY SEASON: 1894-95
ALL-TIME RECORD: 1,131-960
NCAA APPEARANCES (Last): 4 (1996)
NIT APPEARANCES (Last): 5 (2007)
COLORS: Navy Blue and Gold
2007-08 RECORD: 12-20/5-13 in CAA



MEDIA CONTACT

MIKE TUBEROSA
tuberosa@drexel.edu
215-895-1591 (office)
610-449-1911 (cell)
215-895-2038 (fax)



Tramayne Hawthorne

TEAM INFORMATION

Starters Returning (2):

Tramayne Hawthorne, 6-0, Sr., G 11.2 ppg, 2.9 rpg, 3.0 apg
Scott Rodgers, 6-3, Sr., G 9.2 ppg, 3.5 rpg

Other Top Returnees:


Gerald Colds, 5-11, So., G 6.5 ppg, 1.8 rpg
Evan Neisler, 6-8, Jr., F 3.3 ppg, 3.0 rpg
Jamie Harris, 5-10, So., G 2.5 ppg, 1.7 rpg
Kenny Tribbett, 6-9, Jr., F 2.3 ppg, 1.7 rpg

Key Losses:

Frank Elegar, C 14.0 ppg, 8.0 rpg
2nd team All-CAA
Randy Oveneke, F 6.6 ppg, 4.9 rpg



Tramayne Hawthorne




Scott Rodgers

BRUISER FLINT

Head Coach

Assistants:

Mike Connors
Tony Chiles
Ashley Howard



Year	School	Record
1996-01	Massachusetts	86-72
2001-02	Drexel	14-14
2002-03	Drexel	19-12
2003-04	Drexel	18-11
2004-05	Drexel	17-12
2005-06	Drexel	15-16
2006-07	Drexel	23-9
2007-08	Drexel	12-20
Drexel 7 seasons		118-94
Career 12 seasons		204-166

2008-09 ROSTER

No.	Name	Pos.	Cl.	Ht.	Wt.	Hometown/Previous School
0	Tramayne Hawthorne	G	Sr.	6-0	185	Steelton, Pa./Steelton-Highspire
1	Bobby Jordan	G	Sr.	6-0	175	Philadelphia, Pa./Roman Catholic
3	Scott Rodgers	G	Sr.	6-3	215	Philadelphia, Pa./Central
5	Leon Spencer	F	Jr.	6-8	200	Charlotte, N.C./Brunswick C.C.
11	Gerald Colds	G	Fr.	5-11	180	New York, N.Y./St. Raymond's
13	Yannick Formbor	F	Jr.	6-8	245	Roselle, N.J./St. Patrick's
14	Bill Lally	G	Jr.	6-0	170	Philadelphia, Pa./Roman Catholic
15	Chris Fouch	G	Fr.	6-0	165	New York, N.Y./Rice
21	Kevin Phillip	F	Fr.	6-6	223	Brooklyn, N.Y./Bishop Loughlin
23	Jamie Harris	G	So.	5-10	170	New York, N.Y./Wings Academy
30	Chris Mohl	G	Sr.	6-3	175	Philadelphia, Pa./Bishop McDevitt
33	Evan Neisler	F	Jr.	6-8	225	Raleigh, N.C./Boston College
42	Kenny Tribbett	F	Jr.	6-9	250	Berlin, N.J./Chester (Pa.)
44	Stuart Cameron	F	Jr.	6-8	235	Wilmington, Del./Wilmington Charter
45	Samme Givens	F	Fr.	6-5	215	Philadelphia, Pa./Academy of the New Church



GEORGE MASON • PATRIOTS

GEORGE MASON

4400 University Drive
Fairfax, VA 22030
GoMason.com

THE SCHOOL

DATE FOUNDED: 1957
ENROLLMENT: 30,332
PRESIDENT: Dr. Alan G. Merten
ATHLETIC DIRECTOR: Tom O'Connor

BASKETBALL PROGRAM

HOME COURT: Patriot Center (10,000)
FIRST VARSITY SEASON: 1966-67
ALL-TIME RECORD: 592-596
NCAA APPEARANCES (Last): 5 (2008)
NIT APPEARANCES (Last): 3 (2004)
COLORS: Green and Gold
2007-08 RECORD: 23-11/12-6 in CAA



MEDIA CONTACT

RICHARD COCO
rcoco@gmu.edu
703-993-3264 (office)
703-338-3194 (cell)
703-993-3259 (fax)



John Vaughan

TEAM INFORMATION

Starters Returning (3):


John Vaughan, 6-4, Sr., G 12.3 ppg, 2.0 rpg
Dre Smith, 6-0, Sr., G 8.4 ppg, 2.0 rpg
Louis Birdsong, 6-6, Jr., F 6.1 ppg, 3.9 rpg

Other Top Returnees:

Darryl Monroe, 6-7, Sr., F 6.1 ppg, 3.9 rpg*
Cameron Long, 6-4, So., G 4.1 ppg, 2.4 rpg
Chris Fleming, 6-7, Sr., F 1.4 ppg, 0.9 rpg
Vlad Moldoveanu, 6-10, So., F 2.3 ppg, 2.1 rpg
*2006-07 stats - redshirt last season

Key Losses:

Will Thomas, F 16.1 ppg, 10.4 rpg
1st team All-CAA
Folarin Campbell, G/F 15.6 ppg, 4.5 rpg
2nd team All-CAA



Dre Smith



John Vaughan



JIM LARRANAGA

Head Coach

Assistants:

Chris Caputo
Mike Huger
Eric Konkol

Year	School	Record
1977-79	American International	28-25
1986-97	Bowling Green	170-144
1997-98	George Mason	9-18
1998-99	George Mason	19-11
1999-00	George Mason	19-11
2000-01	George Mason	18-12
2001-02	George Mason	19-10
2002-03	George Mason	16-12
2003-04	George Mason	23-10
2004-05	George Mason	16-13
2005-06	George Mason	27-8
2006-07	George Mason	18-15
2007-08	George Mason	23-11
Mason 11 seasons		207-131
Career 24 seasons		404-301

2008-09 ROSTER

No.	Name	Pos.	Cl.	Ht.	Wt.	Hometown/Previous School
1	Dre Smith	G	Sr.	6-0	178	Houston, Tex./Cochise CC
2	Andre Cornelius	G	Fr.	5-10	169	Charlotte, N.C./Victory Christian
3	Kevin Foster	F	Fr.	6-7	206	Lakeland, Fla./Kathleen
5	Brian Henderson	G	Fr.	6-3	179	Gaithersburg, Md./MacGruder
10	Jimmy Nolan	G	Fr.	6-0	170	Plantation, Fla./Archbishop McCarthy
20	Cameron Long	G	So.	6-4	186	Palm Bay, Fla./Freedom
22	Michael Morrison	F	Fr.	6-9	215	St. Petersburg, Fla./Lakewood
23	John Vaughan	G	Sr.	6-3	175	Laurel, Md./Laurel
24	Ryan Pearson	F	Fr.	6-6	220	Far Rockaway, N.Y./Christ the King
25	Isaiah Tate	G	So.	6-4	210	Upper Marlboro, Md./DeMatha
32	Darryl Monroe	F	Sr.	6-7	275	Virginia Beach, Va./Central Florida CC
33	Louis Birdsong	F	Jr.	6-6	229	Baltimore, Md./Mount St. Joseph
40	Chris Fleming	F	Sr.	6-7	250	Manassas, Va./Osborn Park
41	Vlad Moldoveanu	F	So.	6-10	217	Bucharest, Romania/St. John's College

GEORGIA STATE

125 Decatur Street
Atlanta, GA 30303
www.GeorgiaStateSports.com

THE SCHOOL

DATE FOUNDED: 1913
ENROLLMENT: 27,000
PRESIDENT: Dr. Carl Patton
ATHLETIC DIRECTOR: Mary McElroy

BASKETBALL PROGRAM

HOME COURT: GSU Sports Arena (4,500)
FIRST VARSITY SEASON: 1963-64
ALL-TIME RECORD: 426-781
NCAA APPEARANCES (Last): 2 (2001)
NIT APPEARANCES (Last): 1 (2002)
COLORS: Blue and White
2007-08 RECORD: 9-21/5-13 in CAA

GEORGIA STATE



MEDIA CONTACT

ALLISON GEORGE
ageorge@gsu.edu
404-413-4032 (office)
678-595-7728 (cell)
404-413-4035 (fax)



Leonard Mendez

TEAM INFORMATION

Starters Returning (3):

Leonard Mendez, 6-5, Sr., G	16.0 ppg, 3.6 rpg
	3rd team All-CAA
Trae Goldston, 6-0, Jr., G	9.3 ppg, 1.6 rpg
Rashad Chase, 6-7, Sr., F	7.5 ppg, 7.6 rpg

Other Top Returnees:

Kevin Lott, 6-7, Jr., F	4.6 ppg, 2.5 rpg
Ousman Krubally, 6-6, Jr., F	3.5 ppg, 3.2 rpg
Jihad Ali, 6-4, So., G	3.5 ppg, 1.8 rpg

Key Losses:

Justin Billingslea, F	6.3 ppg, 3.5 rpg
Michael Moynihan, G	5.9 ppg, 1.5 apg
Deven Dickerson, F	5.3 ppg, 4.0 rpg



Rashad Chase



Leonard Mendez



ROD BARNES

Head Coach

Assistants:

Paul Graham
Scepter Brownlee
William Small

Year	School	Record
1998-06	Mississippi	141-109
2007-08	Georgia State	9-21

Georgia State 1 season	9-21
Career	9 seasons 150-130

2008-09 ROSTER

No.	Name	Pos.	Cl.	Ht.	Wt.	Hometown/Previous School
00	Chris Echols	F	Jr.	6-6	230	Blytheville, Ark./Arkansas-Ft. Smith
1	Trey Hampton	F	Jr.	6-7	225	Hoover, Ala./Mississippi
2	Joe Dukes	G	Jr.	6-1	175	Cuthbert, Ga./Wake Forest
4	James Fields	G	Fr.	6-3	195	Savannah, Ga./Urban Christian
10	Dante Curry	G	So.	6-4	190	Orlando, Fla./South Florida
11	Trae Goldston	G	Jr.	6-0	175	Stone Mountain, Ga./IMG Academy (Fla.)
14	Jihad Ali	G	So.	6-4	185	Atlanta, Ga./Martin Luther King
15	Rashad Chase	F	Sr.	6-7	235	Atlanta, Ga./Mays
21	Leonard Mendez	G	Sr.	6-5	180	Smyrna, Ga./Campbell
23	Xavier Hansboro	F	Jr.	6-10	230	Trezevant, Tenn./Mississippi
24	Ousman Krubally	F	Jr.	6-6	195	Atlanta, Ga./W.D. Mohammed
30	Kevin Lott	F	Jr.	6-7	210	Atlanta, Ga./Sandy Creek
33	Bernard Rimmer	F	Jr.	6-8	200	Grenada, Miss./Mississippi State



HOFSTRA • PRIDE

HOFSTRA

147 Stadium Bldg.
Hempstead, NY 11549
www.hofstra.edu/athletics

THE SCHOOL

DATE FOUNDED: 1935
ENROLLMENT: 13,000
PRESIDENT: Stuart Rabinowitz
ATHLETIC DIRECTOR: Jack Hayes

BASKETBALL PROGRAM

HOME COURT: Mack Sports Complex (5,047)
FIRST VARSITY SEASON: 1936-37
ALL-TIME RECORD: 1,062-788
NCAA APPEARANCES (Last): 4 (2001)
NIT APPEARANCES (Last): 4 (2007)
COLORS: Gold, White and Blue
2007-08 RECORD: 12-18/8-10 in CAA



MEDIA CONTACT

JEREMY KNIFFIN
jeremy.kniffin@hofstra.edu
516-463-6759 (office)
516-523-6185 (cell)
516-463-5033 (fax)



Charles Jenkins

TEAM INFORMATION

Starters Returning (4):

Charles Jenkins, 6-3, So., G

15.0 ppg, 4.6 rpg

CAA Rookie of the Year

Darren Townes, 6-7, Sr., F

8.0 ppg, 6.7 rpg

Dane Johnson, 6-10, Sr., F

6.4 ppg, 5.4 rpg

Greg Johnson, 6-0, Sr., G

3.7 ppg, 2.5 rpg, 3.6 apg

Other Top Returnees:

Nathaniel Lester, 6-5, So., G/F

6.3 ppg, 2.5 rpg

Arminas Urbutis, 6-9, Sr., F

3.9 ppg, 3.2 rpg

Mike Davis-Sabb, 6-7, Sr., F

1.2 ppg, 2.5 rpg

Greg Washington, 6-10, So., F

1.2 ppg, 3.0 rpg

Key Loss:

Antoine Agudio, G

22.7 ppg, 3.9 rpg

1st team All-CAA



Charles Jenkins



Darren Townes



TOM PECORA

Head Coach

Assistants:

Van Macon
David Duke
Michael Kelly

Year	School	Record
2001-02	Hofstra	12-20
2002-03	Hofstra	8-21
2003-04	Hofstra	14-15
2004-05	Hofstra	21-9
2005-06	Hofstra	26-7
2006-07	Hofstra	22-10
2007-08	Hofstra	12-18

Hofstra	7 seasons	115-100
Career	7 seasons	115-100

2008-09 ROSTER

No.	Name	Pos.	Cl.	Ht.	Wt.	Hometown/Previous School
0	David Vallins	G	So.	5-9	150	Roslyn Heights, N.Y./Friends Academy
1	Nathaniel Lester	G/F	So.	6-5	200	Brooklyn, N.Y./Canarsie
2	Miklos Szabo	F	Jr.	6-9	250	Szeghalom, Hungary/Broward C.C.
3	Zygis Sestokas	G/F	Sr.	6-5	200	Vilnius, Lithuania/Statesville (N.C.) Christian
5	Tony Dennison	G	Jr.	6-3	180	Long Island City, N.Y./Broward C.C.
15	Arminas Urbutis	F	Sr.	6-9	225	Kaunas, Lithuania/Montverde (Fla.) Academy
20	Greg Johnson	G	Sr.	6-0	190	Harlem, N.Y./Holderness (N.H.) School
21	Darren Townes	F	Sr.	6-7	220	New York, N.Y./Globe Institute
22	Charles Jenkins	G	So.	6-3	220	Queens, N.Y./Springfield Gardens
23	Cornelius Vines	G	Jr.	6-2	175	Syracuse, N.Y./Iowa Lakes C.C.
32	Greg Washington	F	So.	6-10	210	Centereach, N.Y./Winchendon Prep
45	Mike Davis-Sabb	F	Sr.	6-7	240	Bronx, N.Y./All Hallows
50	Dane Johnson	F/C	Jr.	6-10	265	Brooklyn, N.Y./Mt. San Jacinto College

JAMES MADISON

MSC 2301 Intercollegiate Athletics
Harrisonburg, VA 22807
www.JMUSports.com

THE SCHOOL

DATE FOUNDED: 1908
ENROLLMENT: 17,500
PRESIDENT: Dr. Linwood H. Rose
ATHLETIC DIRECTOR: Jeff Bourne

BASKETBALL PROGRAM

HOME COURT: JMU Convocation Center (7,156)
FIRST VARSITY SEASON: 1969-70
ALL-TIME RECORD: 592-495
NCAA APPEARANCES (Last): 4 (1994)
NIT APPEARANCES (Last): 5 (1993)
COLORS: Purple and Gold
2007-08 RECORD: 13-17/5-13 in CAA



MEDIA CONTACT

GARY MICHAEL
michaegl@jmu.edu
540-568-6154 (office)
540-430-1780 (cell)
540-568-3703 (fax)



ABDULAI JALLOH

TEAM INFORMATION

Starters Returning (4):

Abdulai Jalloh, 6-1, Sr., G

15.5 ppg, 5.5 rpg

3rd team All-CAA

Juwann James, 6-6, Sr., F

12.8 ppg, 5.8 rpg

Pierre Curtis, 6-3, Jr., G

10.0 ppg, 2.4 rpg, 4.2 apg

Kyle Swanston, 6-7, Sr., F

9.4 ppg, 3.6 rpg

Other Top Returnees:

Heiden Ratner, 6-0, So., G

5.9 ppg, 1.9 rpg

Dazzmond Thornton, 6-7, Jr., F

4.7 ppg, 2.0 rpg

Ben Louis, 6-3, So., G

1.4 ppg, 1.1 rpg

Key Losses:

Terrance Carter, F

13.1 ppg, 6.7 rpg

Joe Posey, G

3.4 ppg, 1.5 rpg



Abdulai Jalloh



Juwann James

MATT BRADY

Head Coach

Assistants:

Rob O'Driscoll
Orlando "Bino" Ranson
Corey Stitzel



Year	School	Record
2005-08	Marist	73-50
2008-09	James Madison	First season

JMU	First Season	0-0
Career	4 seasons	73-50

2008-09 ROSTER

No.	Name	Pos.	Cl.	Ht.	Wt.	Hometown/Previous School
1	Kyle Swanston	F	Sr.	6-7	180	Spring Hill, Fla./Worcester Academy
4	Heiden Ratner	G	So.	6-0	170	Las Vegas, Nev./Silverado
10	Abdulai Jalloh	G	Sr.	6-1	190	District Heights, Md./Saint Joseph's
14	Ben Louis	G	So.	6-3	190	Melbourne, Australia/St. Francis Xavier
22	Stephen Kendall	G	So.	6-4	185	Charlottesville, Va./Univ. of Richmond
25	Ryan Knight	G	Fr.	6-2	180	Tulsa, Okla./Holland Hall
31	Matt Parker	F	Jr.	6-8	220	Charlotte, N.C./Statesville Christian
33	Juwann James	F	Sr.	6-6	225	Jacksonville, Fla./Raines
51	Pierre Curtis	G	Jr.	6-3	170	Denver, Colo./Charis (NC) Prep
55	Dazzmond Thornton	F	Jr.	6-7	275	Denver, Colo./Texas Tech
	Alvin Brown	F	Fr.	6-10	200	Fort Washington, Md./Friendship Christian
	Trevon Flores	F	Fr.	6-11	225	Harvey, La./Helen Cox
	Devon Moore	G	Fr.	6-4	165	Columbus, Ohio/Northland
	Andrey Semenov	F	Fr.	6-7	195	St. Petersburg, Russia/Blue Ridge School
	Julius Wells	F	Fr.	6-5	190	Toledo, Ohio/Libbey



UNC WILMINGTON • SEAHAWKS

UNC WILMINGTON

601 South College Road
Wilmington, NC 28403
www.UNCWSports.com

THE SCHOOL

DATE FOUNDED: 1947
ENROLLMENT: 12,000
PRESIDENT: Dr. Rosemary DePaolo
ATHLETIC DIRECTOR: Kelly Mehrtens


BASKETBALL PROGRAM

HOME COURT: Trask Coliseum (6,100)
FIRST VARSITY SEASON: 1963-64
ALL-TIME RECORD: 793-689
NCAA APPEARANCES (Last): 4 (2006)
NIT APPEARANCES (Last): 2 (2001)
COLORS: Teal, Gold and Navy Blue
2007-08 RECORD: 20-13/12-6 in CAA



MEDIA CONTACT

JOE BROWNING
browningj@uncw.edu
910-962-3236 (office)
910-352-0628 (cell)
910-962-3686 (fax)



Chad Tomko

TEAM INFORMATION

Starters Returning (1):

Chad Tomko, 5-11, So., G

8.6 ppg, 2.9 rpg
CAA All-Rookie Team

Other Top Returnees:

Dominique Lacy, 6-7, So., F
Montez Downey, 6-5, Jr., G
Josh Sheets, 6-4, Jr., G

4.7 ppg, 2.9 rpg
2.3 ppg, 1.5 rpg
2.1 ppg, 0.6 rpg

Key Losses:

T.J. Carter, G

15.8 ppg, 5.5 rpg
1st team All-CAA

Daniel Fountain, G
Vladimir Kuljanin, C

12.9 ppg, 3.7 rpg
12.8 ppg, 9.9 rpg
2nd team All-CAA

Todd Hendley, F

12.5 ppg, 5.1 rpg



Dominique Lacy



Chad Tomko

BENNY MOSS

Head Coach

Assistants:

Joe Redmond
Justin Furr
Brooks Lee



Year	School	Record
2006-07	UNC Wilmington	7-22
2007-08	UNC Wilmington	20-13

UNCW	2 seasons	27-35
Career	2 seasons	27-35

2008-09 ROSTER

No.	Name	Pos.	Cl.	Ht.	Wt.	Hometown/Previous School
0	Marlo Davis	G	Sr.	6-0	170	Toronto, Canada/Lake Region State JC
1	Montez Downey	G	Jr.	6-5	225	Oxford, N.C./Bishop McGuiness
3	Darion Jeralds	G	Jr.	6-1	165	Winston-Salem, N.C./West Forsyth
5	Chad Tomko	G	So.	5-11	165	Charlotte, N.C./Independence
12	Josh Sheets	G	Jr.	6-4	205	Raleigh, N.C./Charis Prep
14	Johnny Wolf	G	Jr.	6-2	185	Cincinnati, Ohio/Xavier University
21	Dominique Lacy	F	So.	6-7	210	Florence, S.C./Wilson
22	Jerel Stephenson	G	Fr.	6-5	205	Augusta, Ga./Glenn Hills
23	Kevon Moore	G	Fr.	6-3	180	Bowie, Md./Montrose Christian
24	Will O'Huaregbe	F	Fr.	6-8	230	Greensboro, N.C./Fork Union
30	Daryl Felder	G	So.	6-3	185	Powder Springs, Ga./Diamond Bar
42	Brad Bald	F	Fr.	6-8	215	Severna Park, Md./Severna Park
50	Daniel Mercer	F	Jr.	6-6	200	Raleigh, N.C./Broughton
54	Jason Aycock	C	Fr.	6-10	220	Wilmington, N.C./Cape Fear Academy

NORTHEASTERN

360 Huntington Ave.
Boston, MA 02115
www.GoNU.com

THE SCHOOL

DATE FOUNDED: 1898
ENROLLMENT: 15,000
PRESIDENT: Dr. Joseph Aoun
ATHLETIC DIRECTOR: Peter Roby

BASKETBALL PROGRAM

HOME COURT: Matthews Arena (6,000)
FIRST VARSITY SEASON: 1920-21
ALL-TIME RECORD: 1,036-962
NCAA APPEARANCES (Last): 7 (1991)
NIT APPEARANCES (Last): 1 (2005)
COLORS: Red and Black
2007-08 RECORD: 14-17/9-9 in CAA



MEDIA CONTACT

THOMAS CHEN
chen@gonu.com
617-373-4154 (office)
914-843-7185 (cell)
910-962-3686 (fax)



TEAM INFORMATION

Starters Returning (5):

Matt Janning, 6-4, Jr., G

16.1 ppg, 3.5 rpg

2nd team All-CAA

Manny Adako, 6-8, Jr., F
Nkem Ojougboh, 6-9, Jr., C
Chaiison Allen, 6-4, So., G

10.6 ppg, 4.5 rpg

9.9 ppg, 6.4 rpg

9.2 ppg, 4.6 rpg, 3.5 apg

CAA All-Rookie Team

Chris Alvarez, 6-8, Sr., F

3.1 ppg, 3.4 rpg

Other Top Returnees:

Eugene Spates, 6-8, Sr., F

6.8 ppg, 2.9 rpg

Vinny Lima, 6-10, So., F

2.8 ppg, 1.2 rpg

Baptiste Bataille, 5-10, Jr., G

2.8 ppg, 1.0 rpg

Key Loss:

Mark Washington, F

1.0 ppg, 1.4 rpg



Manny Adako



Matt Janning



BILL COEN

Head Coach

Assistants:

Tom Murphy
Jim McCarthy
John Rhodes

Year	School	Record
2006-07	Northeastern	13-19
2007-08	Northeastern	14-17

NU	2 seasons	27-36
Career	2 seasons	27-36

2008-09 ROSTER

No.	Name	Pos.	Cl.	Ht.	Wt.	Hometown/Previous School
1	Erik Etherly	F	Fr.	6-7	184	Annandale, Va./Annandale
2	Chris Alvarez	F	Sr.	6-8	225	Miami, Fla./Blair Academy/Dayton
3	Chaiison Allen	G	So.	6-4	190	Murfreesboro, Tenn./Oakland
11	Vinny Lima	F	So.	6-10	225	Sao Vicente, Cape Verde/Jose Augusto Pinto
15	Brian McDonald	G	Jr.	6-2	181	Southbury, Conn./Pomperaug
20	Matt Smith	G/F	Sr.	6-6	200	Littleton, Mass./Lawrence Acad./Northfield Mt. Hermon
23	Matt Janning	G/F	Jr.	6-4	195	Watertown, Minn./Watertown-Mayer
24	Eugene Spates	F	Jr.	6-8	220	Dallas, Texas/Hillcrest/Collin County CC
25	Baptiste Bataille	G	Jr.	5-10	182	Ferin, France/Community Christian
31	Allen Aragbaye	G	So.	6-4	177	Moreno Valley, Calif./Worcester Academy
32	Manny Adako	F	Jr.	6-8	235	Decatur, Ga./Towers/Winchendon Prep
33	Ben Felix	C	Fr.	6-11	240	Mill Bay, British Columbia/Berkshire School
54	Nkem Ojougboh	C	Jr.	6-9	222	Scottsdale, Ariz./Christian Acad./UT-San Antonio



OLD DOMINION • MONARCHS

OLD DOMINION

Norfolk, VA 23529
www.ODUSports.com

THE SCHOOL

DATE FOUNDED: 1930
ENROLLMENT: 22,287
PRESIDENT (Interim): John Broderick
ATHLETIC DIRECTOR: Dr. Jim Jarrett

BASKETBALL PROGRAM

HOME COURT: Constant Convocation
Center (8,424)
FIRST VARSITY SEASON: 1930-31
ALL-TIME RECORD: 1,139-817
NCAA APPEARANCES (Last): 9 (2007)
NIT APPEARANCES (Last): 10 (2006)
COLORS: Slate Blue, Silver and Light Blue
2007-08 RECORD: 18-16/11-7 in CAA



MEDIA CONTACT

CAROL HUDSON, JR.
chudson@odu.edu
757-683-3372 (office)
757-613-3135 (cell)
757-683-3119 (fax)



TEAM INFORMATION

Starters Returning (4):

Gerald Lee, 6-10, Jr., C/F

12.9 ppg, 5.9 rpg

2nd team All-CAA

Ben Finney, 6-5, So., F

7.0 ppg, 5.0 rpg

Darius James, 6-1, So., G

6.9 ppg, 2.6 rpg, 2.1 apg

Frank Hassell, 6-8, So., F

5.3 ppg, 5.0 rpg

Other Top Returnees:

Jonathan Adams, 6-6, Sr., F

6.0 ppg, 4.1 rpg

Marsharee Neely, 6-2, Jr., G

3.0 ppg, 1.2 rpg

Keyon Carter, 6-8, So., F

2.0 ppg, 1.1 rpg

Key Losses:

Brian Henderson, G

9.6 ppg, 2.5 rpg


Brandon Johnson, G

7.5 ppg, 4.1 rpg, 4.6 apg

Abdi Lidonde, G

CAA Defensive POY

5.9 ppg, 1.6 rpg



Ben Finney



Gerald Lee

BLAINE TAYLOR

Head Coach

Assistants:

Jim Corrigan

Rob Wilkes

John Richardson



Year	School	Record
1991-98	Montana	142-65
2001-02	Old Dominion	13-16
2002-03	Old Dominion	12-15
2003-04	Old Dominion	17-12
2004-05	Old Dominion	28-6
2005-06	Old Dominion	24-10
2006-07	Old Dominion	24-9
2007-08	Old Dominion	18-16

ODU	7 seasons	136-84
Career	14 seasons	278-149

2008-09 ROSTER

No.	Name	Pos.	Cl.	Ht.	Wt.	Hometown/Previous School
1	Nick Wright	C	Fr.	6-8	205	Suffolk, Va./Nansemond River
2	Ben Finney	G/F	So.	6-5	220	Portsmouth, Va./Norcom/Hargrave Military
3	Darius James	G	So.	6-1	165	Virginia Beach, Va./Tallwood
10	Etoile Imama	G	Fr.	6-3	195	Montreal, Canada/Champlain St. Lambert
12	Gerald Lee	F	Jr.	6-10	250	Uusikaupunki, Finland/Korihait
15	Trian Iliadis	G	Fr.	6-3	185	Gwelp, Western Australia/Gwelp
20	Chris Cooper	F	Fr.	6-9	215	Woodbridge, Va./Forest Park
21	Frank Hassell	F	So.	6-8	245	Chesapeake, Va./Indian River
22	Marquel De Lancey	G	Fr.	6-0	190	Alexandria, Va./Mt. Vernon
23	Marsharee Neely	G	Jr.	6-2	190	Greensboro, N.C./Page
24	Kent Bazemore	G/F	Fr.	6-5	190	Kelford, N.C./Bertie
33	Keyon Carter	F	So.	6-8	218	Riviera Beach, Fla./W.T. Dwyer
34	Jonathan Adams	F	Sr.	6-6	215	Ringgold, Ga./Baylor (Tenn.)

TOWSON

8000 York Road
Towson, MD 21252
www.TowsonTigers.com

THE SCHOOL

DATE FOUNDED: 1866
ENROLLMENT: 19,758
PRESIDENT: Dr. Robert Caret
ATHLETIC DIRECTOR: Mike Hermann


BASKETBALL PROGRAM

HOME COURT: Towson Center (5,000)
FIRST VARSITY SEASON: 1921-22
ALL-TIME RECORD: 554-723 (since 1958)
NCAA APPEARANCES (Last): 2 (1991)
NIT APPEARANCES (Last): 0
COLORS: Gold, White and Black
2007-08 RECORD: 13-18/7-11 in CAA



MEDIA CONTACT

PETER SCHLEHR
pschlehr@towson.edu
410-704-2232 (office)
410-916-5090 (cell)
410-704-3861 (fax)



JUNIOR HAIRSTON

TEAM INFORMATION

Starters Returning (3):

Josh Thornton, 6-1, Jr., G 13.2 ppg, 2.2 rpg
Junior Hairston, 6-8, Sr., F 12.0 ppg, 8.9 rpg
3rd team All-CAA
Tony Durant, 6-7, Sr., F 8.7 ppg, 4.6 rpg

Other Top Returnees:

Rocky Coleman, 6-3, Sr., G 5.9 ppg, 2.2 rpg
Tommy BreauX, 6-8, Sr., F 5.9 ppg, 4.5 rpg*
Tim Crossin, 6-1, Sr., G 4.1 ppg, 1.5 rpg
Vernon Carr, 6-2, Sr., G 1.8 ppg, 0.9 rpg
* 2006-07 stats - redshirt last season

Key Losses:

Jonathan Pease, F 9.0 ppg, 4.7 rpg
C.C. Williams, G 8.7 ppg, 2.2 rpg, 4.7 apg



Junior Hairston



Josh Thornton



PAT KENNEDY

Head Coach

Assistants:

Eric Skeeters
Jim Meil
Shaun Morris

Year	School	Record
1980-86	Iona	124-60
1986-97	Florida State	202-131
1997-2002	DePaul	67-85
2002-04	Montana	23-35
2004-05	Towson	5-24
2005-06	Towson	12-16
2006-07	Towson	15-17
2007-08	Towson	13-18
<hr/>		
Towson	4 seasons	45-75
<hr/>		
Career	28 seasons	461-386

2008-09 ROSTER

No.	Name	Pos.	Cl.	Ht.	Wt.	Hometown/Previous School
1	Vernon Carr	G	Sr.	6-2	200	Detroit, Mich./Detroit Redford
2	Jimmy Smith	G	So.	6-4	180	Newport Beach, Calif./Birmingham
3	Tim Crossin	G	Sr.	6-1	175	Wilkes-Barre, Pa./Bishop O'Reilly
4	Rocky Coleman	G	Sr.	6-3	180	Baltimore, Md./Walbrook
10	Ryan Kannegieter	G	Sr.	5-11	172	Littleton, Colo./Chatfield
11	Caleb McClary	G	So.	6-0	175	Rochester, N.Y./Bishop Kearney
12	Tommy BreauX	F	Sr.	6-8	210	Randallstown, Md./Randallstown
15	Ricardo Brown	F	Fr.	6-5	215	Harrisburg, Pa./Harrisburg
20	Brian Morris	G	So.	6-5	171	Camp Hill, Pa./Trinity/Univ. of Richmond
22	Jarrel Smith	F	So.	6-7	200	Newport Beach, Calif./Birmingham
23	Josh Thornton	G	Jr.	6-1	175	Rochester, N.Y./Caesar Rodney/Georgetown
24	Junior Hairston	F	Sr.	6-8	205	Salisbury, N.C./West Rowan/Coll. of Charleston
25	Robert Nwankwo	F	So.	6-7	210	Hyattsville, Md./Parkdale
32	Troy Franklin	G	Fr.	5-11	160	Baltimore, Md./Mt. Carmel
33	Calvin Lee	F	Jr.	6-7	200	Etrick, Va./Allegany (Md.) Coll.
35	Tony Durant	F	Sr.	6-7	246	Suitland, Md./Suitland/Butler (Kan.) CC



VCU

1300 West Broad Street
Richmond, VA 23284
www.VCUAthletics.com

THE SCHOOL

DATE FOUNDED: 1838
ENROLLMENT: 32,000
PRESIDENT: Dr. Eugene P. Trani
ATHLETIC DIRECTOR: Norwood Teague


BASKETBALL PROGRAM

HOME COURT: Alltel Pavilion at
Stuart C. Siegel Center (7,500)
FIRST VARSITY SEASON: 1968-69
ALL-TIME RECORD: 707-429
NCAA APPEARANCES (Last): 8 (2007)
NIT APPEARANCES (Last): 5 (2008)
COLORS: Black and Gold
2007-08 RECORD: 24-8/15-3 in CAA



MEDIA CONTACT

CHRIS KOWALCZYK
ckowalczyk@vcu.edu
804-828-8818 (office)
330-348-6869 (cell)
804-828-9428 (fax)



Eric Maynor

TEAM INFORMATION

Starters Returning (3):

Eric Maynor, 6-3, Sr., G

17.9 ppg, 4.7 rpg, 5.5 apg

CAA Player of the Year

5.1 ppg, 2.9 rpg

4.9 ppg, 5.1 rpg, 3.0 bpg

CAA All-Rookie Team

Joey Rodriguez, 5-10, So., G

Larry Sanders, 6-10, So., F

Other Top Returnees:

Lance Kearse, 6-6, So., F

3.9 ppg, 1.7 rpg

T.J. Gwynn, 6-4, Jr., F

3.4 ppg, 2.8 rpg

Kirill Pishchalnikov, 6-8, Jr., F

1.5 ppg, 2.5 rpg

Key Losses:

Jamal Shuler, G

15.5 ppg, 4.7 rpg


1st team All-CAA

Michael Anderson, F

7.2 ppg, 4.6 rpg

Wil Fameni, F

4.5 ppg, 5.2 rpg



Eric Maynor



Larry Sanders

ANTHONY GRANT

Head Coach

Assistants:

Tony Pujol

John Brannen

Allen Edwards



Year	School	Record
2006-07	VCU	28-7
2007-08	VCU	24-8
<hr/>		
VCU	2 seasons	52-15
<hr/>		
Career	2 seasons	52-15

2008-09 ROSTER

No.	Name	Pos.	Cl.	Ht.	Wt.	Hometown/Previous School
1	Larry Sanders	F	So.	6-10	220	Fort Pierce, Fla./Port St. Lucie
3	Eric Maynor	G	Sr.	6-3	175	Raeford, N.C./Westover
4	Terrance Saintil	F	Fr.	6-8	230	Opa Locka, Fla./Monsignor Pace
5	Brandon Rozzell	G	So.	6-2	180	Richmond, Va./Highland Springs
10	Gerard Smith	G	So.	5-10	170	Windermere, Fla./Timber Creek
11	Kirill Pishchalnikov	F	Jr.	6-8	248	Maykop, Russia/MGGTK AGU
12	Joey Rodriguez	G	So.	5-10	170	Oviedo, Fla./Lake Howell
20	Bradford Burgess	G	Fr.	6-5	207	Midlothian, Va./Benedictine
21	Franck Ndongo	F	Jr.	6-7	205	Cameroon, Africa/Montverde (Fla.) Academy
23	Lance Kearse	F	So.	6-6	232	Fort Myers, Fla./Fort Myers
32	Myk Brown	F	So	6-4	210	Gainesville, Fla./P.K. Yonge
34	David Hinton	F	Fr.	6-8	217	Winston-Salem, N.C./R.J. Reynolds
42	T.J. Gwynn	F	Jr.	6-4	200	Burlington, N.C./Cummings
50	Ed Nixon	G	So.	6-4	195	St. Petersburg, Fla./Lakewood

WILLIAM & MARY

751 Ukrop Way
Williamsburg, VA 23187
www.TribeAthletics.com

THE SCHOOL

DATE FOUNDED: 1693
ENROLLMENT: 5,500
PRESIDENT (Interim): W. Taylor Reveley, III
ATHLETIC DIRECTOR: Terry Driscoll

BASKETBALL PROGRAM

HOME COURT: Kaplan Arena at William and Mary Hall (8,600)
FIRST VARSITY SEASON: 1906-07
ALL-TIME RECORD: 1,064-1,221
NCAA APPEARANCES: 0
NIT APPEARANCES (Last): 1 (1983)
COLORS: Green, Gold and Silver
2007-08 RECORD: 17-16/10-8 in CAA

Tribe

MEDIA CONTACT

KRIS SEARS
kasear@wm.edu
757-221-3368 (office)
765-860-1205 (cell)
757-221-3412 (fax)



David Schneider

TEAM INFORMATION

Starters Returning (3):

David Schneider, 6-3, Jr., G	10.9 ppg, 4.5 rpg, 3.8 apg
Danny Sumner, 6-7, Jr., F	10.5 ppg, 3.7 rpg
Peter Stein, 6-9, Sr., F	7.9 ppg, 4.8 rpg

Other Top Returnees:

Alex Smith, 6-5, Jr., F	5.5 ppg, 3.6 rpg*
Chris Darnell, 6-9, Sr., F	4.4 ppg, 3.7 rpg
Marcus Kitts, 6-9, So., F	2.4 ppg, 2.3 rpg
Steven Hess, 6-10, Jr., F	2.0 ppg, 2.1 rpg


* 2006-07 stats - redshirt last season

Key Losses:

Laimis Kisielius, F	11.3 ppg, 3.4 rpg
Nathan Mann, G	9.5 ppg, 3.2 rpg



David Schneider



Danny Sumner



TONY SHAVER

Head Coach

Assistants:

Ben Wilkins
Jamion Christian
Jonathan Holmes

Year	School	Record
1987-2003	Hampden-Sydney	358-121
2003-04	William and Mary	7-21
2004-05	William and Mary	8-21
2005-06	William and Mary	8-20
2006-07	William and Mary	15-15
2007-08	William and Mary	17-16
W&M		5 seasons 55-93
Career		22 seasons 413-214

2008-09 ROSTER

No.	Name	Pos.	Cl.	Ht.	Wt.	Hometown/Previous School
0	Steven Hess	F	Jr.	6-10	235	Charlotte, N.C./Gaston Day School
1	Kendrix Brown	G	Fr.	6-3	175	Norfolk, Va./Norview
2	David Schneider	G	Jr.	6-3	187	Phoenix, Ariz./Brophy Prep
3	Chris Darnell	F	Sr.	6-9	230	Fredericksburg, Va./North Stafford
4	Alex Smith	F	Jr.	6-5	250	Greenville, S.C./Oak Hill Academy (Va.)
10	Nils-Paul Skara	G	So.	6-1	195	Kolsas, Norway/Norwegian Coll. of Elite Sport
15	Peter Stein	F	Sr.	6-9	235	Houston, Texas/Westbury Christian
20	Quinn McDowell	G/F	Fr.	6-5	195	Mason, Ohio/Archbishop Moeller
22	Danny Sumner	G/F	Jr.	6-7	215	Fairfax, Va./Paul VI
23	Vali Lazarescu	G	So.	6-5	205	Brossard, Quebec/Champlain St. Lambert
24	Sean McCurdy	G	Jr.	6-1	184	Jersey City, N.J./Univ. of Arkansas
25	John Treherne	G	Fr.	6-4	180	Chesapeake, Va./Fork Union
45	Marcus Kitts	F	So.	6-9	225	Holly Springs, N.C./Middle Creek

**2007-08 Colonial Athletic Association Men
CONFERENCE BASKETBALL STATISTICS
FINAL (All games)**

SCORING OFFENSE

## Team	G	W-L	Pts	Avg/G
1.James Madison.....	30	13-17	2188	72.9
2.UNC Wilmington.....	33	20-13	2397	72.6
3.George Mason.....	34	23-11	2356	69.3
4.VCU.....	32	24-8	2157	67.4
5.Old Dominion.....	34	18-16	2263	66.6
6.Hofstra.....	30	12-18	1989	66.3
7.Towson.....	31	13-18	2027	65.4
8.Northeastern.....	31	14-17	1965	63.4
9.Delaware.....	31	14-17	1956	63.1
10.William & Mary.....	33	17-16	2059	62.4
11.Georgia State.....	30	9-21	1847	61.6
12.Drexel.....	32	12-20	1904	59.5

SCORING DEFENSE

## Team	G	Pts	Avg/G
1.VCU.....	32	1881	58.8
2.George Mason.....	34	2124	62.5
3.William & Mary.....	33	2073	62.8
4.Northeastern.....	31	1973	63.6
5.Old Dominion.....	34	2189	64.4
6.Drexel.....	32	2064	64.5
7.Georgia State.....	30	1987	66.2
8.Delaware.....	31	2061	66.5
9.Towson.....	31	2133	68.8
10.Hofstra.....	30	2077	69.2
11.UNC Wilmington.....	33	2356	71.4
12.James Madison.....	30	2219	74.0

SCORING MARGIN

## Team	G	OFF	DEF	Margin
1.VCU.....	32	67.4	58.8	+8.6
2.George Mason.....	34	69.3	62.5	+6.8
3.Old Dominion.....	34	66.6	64.4	+2.2
4.UNC Wilmington.....	33	72.6	71.4	+1.2
5.Northeastern.....	31	63.4	63.6	-0.3
6.William & Mary.....	33	62.4	62.8	-0.4
7.James Madison.....	30	72.9	74.0	-1.0
8.Hofstra.....	30	66.3	69.2	-2.9
9.Delaware.....	31	63.1	66.5	-3.4
10.Towson.....	31	65.4	68.8	-3.4
11.Georgia State.....	30	61.6	66.2	-4.7
12.Drexel.....	32	59.5	64.5	-5.0

FREE THROW PERCENTAGES

## Team	G	FTM	FTA	Pct
1.UNC Wilmington.....	33	446	590	.756
2.Northeastern.....	31	435	596	.730
3.James Madison.....	30	489	678	.721
4.George Mason.....	34	497	707	.703
5.William & Mary.....	33	372	535	.695
6.Delaware.....	31	451	657	.686
7.VCU.....	32	463	684	.677
8.Hofstra.....	30	391	582	.672
9.Towson.....	31	357	534	.669
10.Old Dominion.....	34	357	536	.666
11.Georgia State.....	30	329	512	.643
12.Drexel.....	32	391	622	.629

FIELD GOAL PERCENTAGES

## Team	G	FG	FGA	Pct
1.UNC Wilmington.....	33	861	1817	.474
2.George Mason.....	34	827	1778	.465
3.James Madison.....	30	765	1665	.459
4.Hofstra.....	30	725	1664	.436
5.VCU.....	32	742	1706	.435
6.Old Dominion.....	34	847	1974	.429
7.Georgia State.....	30	670	1586	.422
8.Northeastern.....	31	684	1638	.418
9.William & Mary.....	33	715	1714	.417
10.Towson.....	31	725	1778	.408
11.Drexel.....	32	674	1659	.406
12.Delaware.....	31	661	1633	.405

FIELD GOAL PCT DEFENSE

## Team	G	FG	FGA	Pct
1.VCU.....	32	647	1698	.381
2.Hofstra.....	30	705	1705	.413
3.Old Dominion.....	34	780	1871	.417
4.William & Mary.....	33	716	1712	.418
5.George Mason.....	34	780	1856	.420
6.Drexel.....	32	731	1738	.421
7.UNC Wilmington.....	33	852	1943	.438
8.Towson.....	31	747	1702	.439
9.Northeastern.....	31	708	1601	.442
10.Delaware.....	31	757	1691	.448
11.Georgia State.....	30	678	1476	.459
12.James Madison.....	30	798	1657	.482

3-POINT FIELD GOAL PERCENTAGES

## Team	G	FG	FGA	Pct
1.VCU.....	32	210	559	.376
2.Georgia State.....	30	178	481	.370
3.UNC Wilmington.....	33	229	632	.362
4.James Madison.....	30	169	471	.359
5.George Mason.....	34	205	591	.347
6.William & Mary.....	33	257	755	.340
7.Old Dominion.....	34	212	632	.335
8.Hofstra.....	30	148	444	.333
9.Towson.....	31	220	669	.329
10.Delaware.....	31	183	582	.314
11.Northeastern.....	31	162	517	.313
12.Drexel.....	32	165	528	.313

3-POINT FIELD GOAL PCT DEFENSE

## Team	G	FG	FGA	Pct
1.VCU.....	32	137	509	.269
2.Drexel.....	32	181	549	.330
3.Delaware.....	31	153	462	.331
4.George Mason.....	34	204	615	.332
5.William & Mary.....	33	230	691	.333
6.Hofstra.....	30	197	590	.334
7.Northeastern.....	31	170	503	.338
8.UNC Wilmington.....	33	229	665	.344
9.Old Dominion.....	34	230	665	.346
10.Georgia State.....	30	189	536	.353
11.Towson.....	31	222	618	.359
12.James Madison.....	30	195	528	.369

**2007-08 Colonial Athletic Association Men
CONFERENCE BASKETBALL STATISTICS
FINAL (All games)**

REBOUNDING OFFENSE

## Team	G	Reb	Avg/G
1.Hofstra.....	30	1110	37.0
2.Old Dominion.....	34	1247	36.7
3.VCU.....	32	1158	36.2
4.UNC Wilmington.....	33	1167	35.4
5.George Mason.....	34	1170	34.4
6.Towson.....	31	1043	33.6
7.James Madison.....	30	998	33.3
8.Drexel.....	32	1063	33.2
9.Georgia State.....	30	984	32.8
10.Northeastern.....	31	1010	32.6
11.William & Mary.....	33	1045	31.7
12.Delaware.....	31	967	31.2

REBOUNDING DEFENSE

## Team	G	Reb	Avg/G
1.Georgia State.....	30	917	30.6
2.George Mason.....	34	1044	30.7
3.Northeastern.....	31	998	32.2
4.UNC Wilmington.....	33	1064	32.2
5.James Madison.....	30	983	32.8
6.Hofstra.....	30	1022	34.1
7.VCU.....	32	1094	34.2
8.Old Dominion.....	34	1166	34.3
9.William & Mary.....	33	1133	34.3
10.Drexel.....	32	1145	35.8
11.Delaware.....	31	1152	37.2
12.Towson.....	31	1159	37.4

REBOUNDING MARGIN

## Team	G	TEAM	Avg	OPP	Avg Margin	
1.George Mason.....	34	1170	34.4	1044	30.7	+3.7
2.UNC Wilmington.....	33	1167	35.4	1064	32.2	+3.1
3.Hofstra.....	30	1110	37.0	1022	34.1	+2.9
4.Old Dominion.....	34	1247	36.7	1166	34.3	+2.4
5.Georgia State.....	30	984	32.8	917	30.6	+2.2
6.VCU.....	32	1158	36.2	1094	34.2	+2.0
7.James Madison.....	30	998	33.3	983	32.8	+0.5
8.Northeastern.....	31	1010	32.6	998	32.2	+0.4
9.Drexel.....	32	1063	33.2	1145	35.8	-2.6
10.William & Mary.....	33	1045	31.7	1133	34.3	-2.7
11.Towson.....	31	1043	33.6	1159	37.4	-3.7
12.Delaware.....	31	967	31.2	1152	37.2	-6.0

BLOCKED SHOTS

## Team	G	Blocks	Avg/G
1.Hofstra.....	30	168	5.60
2.VCU.....	32	170	5.31
3.Old Dominion.....	34	167	4.91
4.Towson.....	31	115	3.71
5.Drexel.....	32	104	3.25
6.George Mason.....	34	108	3.18
7.Delaware.....	31	93	3.00
8.Northeastern.....	31	92	2.97
9.UNC Wilmington.....	33	86	2.61
10.Georgia State.....	30	68	2.27
11.James Madison.....	30	65	2.17
12.William & Mary.....	33	65	1.97

ASSISTS

## Team	G	Assists	Avg/G
1.Old Dominion.....	34	505	14.85
2.Towson.....	31	441	14.23
3.UNC Wilmington.....	33	466	14.12
4.William & Mary.....	33	441	13.36
5.George Mason.....	34	445	13.09
6.James Madison.....	30	392	13.07
7.Drexel.....	32	412	12.88
8.VCU.....	32	402	12.56
9.Delaware.....	31	369	11.90
10.Northeastern.....	31	363	11.71
11.Georgia State.....	30	315	10.50
12.Hofstra.....	30	306	10.20

STEALS

## Team	G	Steals	Avg/G
1.VCU.....	32	253	7.91
2.James Madison.....	30	236	7.87
3.Towson.....	31	241	7.77
4.Old Dominion.....	34	260	7.65
5.Northeastern.....	31	218	7.03
6.Drexel.....	32	223	6.97
7.Georgia State.....	30	207	6.90
8.Delaware.....	31	207	6.68
9.Hofstra.....	30	187	6.23
10.UNC Wilmington.....	33	205	6.21
11.William & Mary.....	33	198	6.00
12.George Mason.....	34	189	5.56

TURNOVER MARGIN

## Team	G	TEAM	Avg	OPP	Avg Margin	
1.Towson.....	31	365	11.8	428	13.8	+2.03
2.VCU.....	32	429	13.4	479	15.0	+1.56
3.Delaware.....	31	431	13.9	463	14.9	+1.03
4.Old Dominion.....	34	444	13.1	476	14.0	+0.94
5.Northeastern.....	31	409	13.2	434	14.0	+0.81
6.William & Mary.....	33	438	13.3	463	14.0	+0.76
7.George Mason.....	34	406	11.9	400	11.8	-0.18
8.James Madison.....	30	501	16.7	494	16.5	-0.23
9.Drexel.....	32	504	15.8	469	14.7	-1.09
10.Georgia State.....	30	450	15.0	408	13.6	-1.40
11.UNC Wilmington.....	33	506	15.3	406	12.3	-3.03
12.Hofstra.....	30	491	16.4	392	13.1	-3.30

ASSIST/TURNOVER RATIO

## Team	G	Asst	Avg Turn	Avg	Ratio	
1.Towson.....	31	441	14.2	365	11.8	1.21
2.Old Dominion.....	34	505	14.9	444	13.1	1.14
3.George Mason.....	34	445	13.1	406	11.9	1.10
4.William & Mary.....	33	441	13.4	438	13.3	1.01
5.VCU.....	32	402	12.6	429	13.4	0.94
6.UNC Wilmington.....	33	466	14.1	506	15.3	0.92
7.Northeastern.....	31	363	11.7	409	13.2	0.89
8.Delaware.....	31	369	11.9	431	13.9	0.86
9.Drexel.....	32	412	12.9	504	15.8	0.82
10.James Madison.....	30	392	13.1	501	16.7	0.78
11.Georgia State.....	30	315	10.5	450	15.0	0.70
12.Hofstra.....	30	306	10.2	491	16.4	0.62

2007-08 Colonial Athletic Association Men
CONFERENCE BASKETBALL STATISTICS
FINAL (All games)

OFFENSIVE REBOUNDS

## Team	G	No.	Avg/G
1.Old Dominion.....	34	470	13.82
2.James Madison.....	30	367	12.23
3.Georgia State.....	30	363	12.10
4.Hofstra.....	30	353	11.77
5.VCU.....	32	376	11.75
6.Northeastern.....	31	361	11.65
7.UNC Wilmington.....	33	350	10.61
8.Towson.....	31	327	10.55
9.George Mason.....	34	340	10.00
10.William & Mary.....	33	328	9.94
11.Drexel.....	32	312	9.75
12.Delaware.....	31	298	9.61

DEFENSIVE REBOUNDS

## Team	G	No.	Avg/G
1.Hofstra.....	30	757	25.23
2.UNC Wilmington.....	33	817	24.76
3.VCU.....	32	782	24.44
4.George Mason.....	34	830	24.41
5.Drexel.....	32	751	23.47
6.Towson.....	31	716	23.10
7.Old Dominion.....	34	777	22.85
8.William & Mary.....	33	717	21.73
9.Delaware.....	31	669	21.58
10.James Madison.....	30	631	21.03
11.Northeastern.....	31	649	20.94
12.Georgia State.....	30	621	20.70

3-POINT FIELD GOALS MADE

## Team	G	3FG	Avg/G
1.William & Mary.....	33	257	7.79
2.Towson.....	31	220	7.10
3.UNC Wilmington.....	33	229	6.94
4.VCU.....	32	210	6.56
5.Old Dominion.....	34	212	6.24
6.George Mason.....	34	205	6.03
7.Georgia State.....	30	178	5.93
8.Delaware.....	31	183	5.90
9.James Madison.....	30	169	5.63
10.Northeastern.....	31	162	5.23
11.Drexel.....	32	165	5.16
12.Hofstra.....	30	148	4.93

**2007-08 Colonial Athletic Association Men
CONFERENCE BASKETBALL STATISTICS
FINAL (All games)**

STANDINGS	-----CONFERENCE-----				-----OVERALL-----				WINNING STREAK	
	W-L	Pct	PF	PA	W-L	Pct	PF	PA	Team	NO.
VCU.....	15-3	.833	66.9	57.2	24-8	.750	67.4	58.8		
George Mason.....	12-6	.667	73.1	62.4	23-11	.676	69.3	62.5		
UNC Wilmington.....	12-6	.667	72.1	70.9	20-13	.606	72.6	71.4		
Old Dominion.....	11-7	.611	69.1	65.1	18-16	.529	66.6	64.4		
William & Mary.....	10-8	.556	60.1	61.8	17-16	.515	62.4	62.8		
Northeastern.....	9-9	.500	62.9	61.1	14-17	.452	63.4	63.6		
Delaware.....	9-9	.500	63.4	65.3	14-17	.452	63.1	66.5		
Hofstra.....	8-10	.444	65.6	67.7	12-18	.400	66.3	69.2		
Towson.....	7-11	.389	65.3	69.4	13-18	.419	65.4	68.8		
James Madison.....	5-13	.278	67.0	73.4	13-17	.433	72.9	74.0		
Drexel.....	5-13	.278	59.6	67.3	12-20	.375	59.5	64.5		
Georgia State.....	5-13	.278	58.6	61.9	9-21	.300	61.6	66.2		

TEAM SUMMARIES

Team	G	PF-PA	Avg Score	Margin	FG-FGA	Pct	3FG-FGA	Pct	FT-FTA	Pct	RebF	RebA	Margin
Delaware.....	31	1956-2061	63.1-66.5	-3.4	661-1633	.405	183-582	.314	451-657	.686	967	1152	-6.0
Drexel.....	32	1904-2064	59.5-64.5	-5.0	674-1659	.406	165-528	.313	391-622	.629	1063	1145	-2.6
George Mason.....	34	2356-2124	69.3-62.5	+6.8	827-1778	.465	205-591	.347	497-707	.703	1170	1044	+3.7
Georgia State.....	30	1847-1987	61.6-66.2	-4.7	670-1586	.422	178-481	.370	329-512	.643	984	917	+2.2
Hofstra.....	30	1989-2077	66.3-69.2	-2.9	725-1664	.436	148-444	.333	391-582	.672	1110	1022	+2.9
James Madison.....	30	2188-2219	72.9-74.0	-1.0	765-1665	.459	169-471	.359	489-678	.721	998	983	+0.5
Northeastern.....	31	1965-1973	63.4-63.6	-0.3	684-1638	.418	162-517	.313	435-596	.730	1010	998	+0.4
Old Dominion.....	34	2263-2189	66.6-64.4	+2.2	847-1974	.429	212-632	.335	357-536	.666	1247	1166	+2.4
Towson.....	31	2027-2133	65.4-68.8	-3.4	725-1778	.408	220-669	.329	357-534	.669	1043	1159	-3.7
UNC Wilmington.....	33	2397-2356	72.6-71.4	+1.2	861-1817	.474	229-632	.362	446-590	.756	1167	1064	+3.1
VCU.....	32	2157-1881	67.4-58.8	+8.6	742-1706	.435	210-559	.376	463-684	.677	1158	1094	+2.0
William & Mary.....	33	2059-2073	62.4-62.8	-0.4	715-1714	.417	257-755	.340	372-535	.695	1045	1133	-2.7

ATTENDANCE

Team	HOME GAMES	Avg	AWAY GAMES	Avg	NEUT GAMES	Avg	ALL GAMES	Avg
Delaware	12-38605	3217	17-62172	3657	2-10360	5180	31-111137	3585
Drexel	16-32264	2016	13-59280	4560	3-7492	2497	32-99036	3095
George Mason	14-90920	6494	12-46806	3900	8-63481	7935	34-201207	5918
Georgia State	14-18746	1339	15-43972	2931	1-2812	2812	30-65530	2184
Hofstra	13-35623	2740	14-44544	3182	3-18544	6181	30-98711	3290
James Madison	14-50846	3632	14-54349	3882	2-6023	3012	30-111218	3707
Northeastern	10-14449	1445	19-112474	5920	2-10360	5180	31-137283	4428
Old Dominion	17-114857	6756	14-57665	4119	3-20416	6805	34-192938	5675
Towson	15-30263	2018	14-43957	3140	2-11478	5739	31-85698	2764
UNC Wilmington	15-79626	5308	14-71921	5137	4-24179	6045	33-175726	5325
VCU	14-82239	5874	12-55429	4619	6-40836	6806	32-178504	5578
William & Mary	14-33690	2406	15-61168	4078	4-31800	7950	33-126658	3838
Totals	168-622128	3703	173-713737	4126	40-247781	6195	273-1178074	4315

**2007-08 Colonial Athletic Association Men
INDIVIDUAL BASKETBALL STATISTICS
FINAL (All games)**

To be ranked, a player must appear in at least 75.0% of their team's games.

SCORING								REBOUNDING							
##	Player-Team	Cl	G	FG	3FG	FT	Pts Avg/G	##	Player-Team	Cl	G	OFF	DEF	TOT	Avg/G
1.	Agudio, Antoine-HOFSTRA..	27	207	84	114	612	22.7	1.	Thomas, Will-MASON.....	34	85	268	353	10.4	
2.	Maynor, Eric-VCU.....	32	196	50	131	573	17.9	2.	Kuljanin, Vladimir-UNCW..	33	104	224	328	9.9	
3.	Janning, Matt-NU.....	31	176	65	82	499	16.1	3.	Hairston, Junior-TOWSON..	30	79	189	268	8.9	
4.	Thomas, Will-MASON.....	34	208	1	129	546	16.1	4.	Elegar, Frank-DREXEL.....	31	62	187	249	8.0	
5.	Mendez, Leonard-GAST.....	30	173	70	65	481	16.0	5.	Chase, Rashad-GAST.....	28	66	146	212	7.6	
6.	Carter, T.J.-UNCW.....	33	173	33	143	522	15.8	6.	Egerson, Marc-DELAWARE...	24	35	130	165	6.9	
7.	Campbell, Folarin-MASON..	34	161	60	148	530	15.6	7.	Carter, Terrance-JMU.....	30	77	123	200	6.7	
8.	Shuler, Jamal-VCU.....	32	172	78	75	497	15.5		Townes, Darren-HOFSTRA...	30	69	131	200	6.7	
9.	Jalloh, Abdulai-JMU.....	30	139	55	132	465	15.5	9.	Ojouboh, Nkem-NU.....	31	75	122	197	6.4	
10.	Jenkins, Charles-HOFSTRA.	29	160	20	96	436	15.0	10.	Courtney, Herb-DELAWARE..	31	51	141	192	6.2	
11.	Courtney, Herb-DELAWARE..	31	153	30	101	437	14.1	11.	James, Juwann-JMU.....	30	85	90	175	5.8	
12.	Elegar, Frank-DREXEL.....	31	146	0	141	433	14.0	12.	Lee, Gerald-ODU.....	34	91	106	197	5.8	
13.	Egerson, Marc-DELAWARE...	24	98	32	94	322	13.4	13.	Jalloh, Abdulai-JMU.....	30	39	126	165	5.5	
14.	Carter, Terrance-JMU.....	30	135	6	117	393	13.1	14.	Carter, T.J.-UNCW.....	33	55	126	181	5.5	
15.	Lee, Gerald-ODU.....	34	168	3	100	439	12.9	15.	Johnson, Dane-HOFSTRA....	30	53	110	163	5.4	
16.	Fountain, Daniel-UNCW....	33	132	92	70	426	12.9	16.	Sanders, Larry-VCU.....	32	50	115	165	5.2	
17.	James, Juwann-JMU.....	30	153	2	76	384	12.8	17.	Hendley, Todd-UNCW.....	33	72	96	168	5.1	
18.	Kuljanin, Vladimir-UNCW..	33	188	0	45	421	12.8	18.	Finney, Ben-ODU.....	34	83	86	169	5.0	
19.	Hendley, Todd-UNCW.....	33	164	11	74	413	12.5	19.	Oveneke, Randy-DREXEL....	32	62	96	158	4.9	
20.	Vaughan, John-MASON.....	34	146	44	83	419	12.3	20.	Hassell, Frank-ODU.....	33	58	104	162	4.9	
FIELD GOAL PCT (Min. 4.0 made per game)								ASSISTS							
##	Player-Team	Cl	G	FG	FGA	Pct		##	Player-Team	Cl	G	Assists	Avg/G		
1.	Kuljanin, Vladimir-UNCW..	33	188	282	.667			1.	Maynor, Eric-VCU.....	32	175	5.47			
2.	Thomas, Will-MASON.....	34	208	324	.642			2.	Johnson, Brian-DELAWARE..	31	161	5.19			
3.	James, Juwann-JMU.....	30	153	266	.575			3.	Williams, C.C.-TOWSON....	31	147	4.74			
4.	Adako, Manny-NU.....	31	138	243	.568			4.	Johnson, Brandon-ODU.....	34	157	4.62			
5.	Elegar, Frank-DREXEL.....	31	146	261	.559			5.	Curtis, Pierre-JMU.....	27	114	4.22			
6.	Hendley, Todd-UNCW.....	33	164	300	.547			6.	Carter, T.J.-UNCW.....	33	135	4.09			
7.	Sumner, Danny-W&M.....	33	132	262	.504			7.	Schneider, David-W&M.....	33	124	3.76			
8.	Lee, Gerald-ODU.....	34	168	349	.481			8.	Johnson, Greg-HOFSTRA....	30	107	3.57			
9.	Jenkins, Charles-HOFSTRA.	29	160	340	.471			9.	Allen, Chaison-NU.....	31	108	3.48			
10.	Carter, Terrance-JMU.....	30	135	290	.466			10.	Campbell, Folarin-MASON..	34	112	3.29			
11.	Maynor, Eric-VCU.....	32	196	427	.459			11.	Egerson, Marc-DELAWARE...	24	73	3.04			
12.	Hairston, Junior-TOWSON..	30	140	310	.452			12.	Hawthorne, Tramayne-DREXE	32	97	3.03			
13.	Janning, Matt-NU.....	31	176	394	.447			13.	Jalloh, Abdulai-JMU.....	30	87	2.90			
14.	Courtney, Herb-DELAWARE..	31	153	345	.443			14.	Agudio, Antoine-HOFSTRA..	27	77	2.85			
15.	Shuler, Jamal-VCU.....	32	172	391	.440			15.	Jones, D.J.-GAST.....	30	84	2.80			
FREE THROW PCT (Min. 2.0 made per game)								STEALS							
##	Player-Team	Cl	G	FTM	FTA	Pct		##	Player-Team	Cl	G	Steals	Avg/G		
1.	Carter, T.J.-UNCW.....	33	143	167	.856			1.	Johnson, Brandon-ODU.....	34	91	2.68			
2.	Schneider, David-W&M.....	33	106	124	.855			2.	Allen, Chaison-NU.....	31	63	2.03			
3.	Janning, Matt-NU.....	31	82	101	.812			3.	Hawthorne, Tramayne-DREXE	32	60	1.88			
4.	Carter, Terrance-JMU.....	30	117	146	.801			4.	Schneider, David-W&M.....	33	56	1.70			
5.	Shuler, Jamal-VCU.....	32	75	94	.798			5.	Jenkins, Charles-HOFSTRA.	29	49	1.69			
6.	Curtis, Pierre-JMU.....	27	67	84	.798			6.	Jalloh, Abdulai-JMU.....	30	50	1.67			
7.	Egerson, Marc-DELAWARE...	24	94	118	.797			7.	Jones, D.J.-GAST.....	30	47	1.57			
8.	Jalloh, Abdulai-JMU.....	30	132	166	.795				James, Juwann-JMU.....	30	47	1.57			
9.	Hendley, Todd-UNCW.....	33	74	94	.787			9.	Tomko, Chad-UNCW.....	33	50	1.52			
10.	Jenkins, Charles-HOFSTRA.	29	96	123	.780			10.	Rodgers, Scott-DREXEL....	32	48	1.50			
11.	Fountain, Daniel-UNCW....	33	70	90	.778				Rodriguez, Joey-VCU.....	32	48	1.50			
12.	Agudio, Antoine-HOFSTRA..	27	114	147	.776				Shuler, Jamal-VCU.....	32	48	1.50			
13.	Maynor, Eric-VCU.....	32	131	172	.762			13.	Pease, Jonathan-TOWSON...	31	46	1.48			
14.	Johnson, Brian-DELAWARE..	31	78	105	.743			14.	Curtis, Pierre-JMU.....	27	39	1.44			
15.	Vaughan, John-MASON.....	34	83	112	.741			15.	Fountain, Daniel-UNCW....	33	47	1.42			

**2007-08 Colonial Athletic Association Men
INDIVIDUAL BASKETBALL STATISTICS
FINAL (All games)**

3-POINT FG PCT (Min. 1.5 made per game)					
##	Player-Team	Cl	G	3FG	FGA Pct
1.	Fountain, Daniel-UNCW....	33	92	217	.424
2.	Shuler, Jamal-VCU.....	32	78	189	.413
3.	Agudio, Antoine-HOFSTRA..	27	84	205	.410
4.	Mendez, Leonard-GAST.....	30	70	173	.405
5.	Goldston, Trae-GAST.....	30	57	143	.399
6.	Swanston, Kyle-JMU.....	23	47	119	.395
7.	Maynor, Eric-VCU.....	32	50	127	.394
8.	Jalloh, Abdulai-JMU.....	30	55	142	.387
9.	Smith, Dre-MASON.....	34	66	175	.377
10.	Janning, Matt-NU.....	31	65	173	.376
11.	Pease, Jonathan-TOWSON...	31	50	135	.370
12.	Campbell, Folarin-MASON..	34	60	165	.364
13.	Henderson, Brian-ODU.....	33	59	164	.360
14.	Hawthorne, Tramayne-DREXE	32	81	230	.352
15.	Schneider, David-W&M.....	33	64	184	.348

3-POINT FG MADE				
##	Player-Team	Cl	G	3FG Avg/G
1.	Agudio, Antoine-HOFSTRA..	27	84	3.11
2.	Fountain, Daniel-UNCW....	33	92	2.79
3.	Hawthorne, Tramayne-DREXE	32	81	2.53
4.	Shuler, Jamal-VCU.....	32	78	2.44
5.	Mendez, Leonard-GAST.....	30	70	2.33
6.	Mann, Nathan-W&M.....	33	73	2.21
7.	Janning, Matt-NU.....	31	65	2.10
8.	Swanston, Kyle-JMU.....	23	47	2.04
9.	Smith, Dre-MASON.....	34	66	1.94
10.	Schneider, David-W&M.....	33	64	1.94
11.	Goldston, Trae-GAST.....	30	57	1.90
12.	Jalloh, Abdulai-JMU.....	30	55	1.83
13.	Henderson, Brian-ODU.....	33	59	1.79
14.	Campbell, Folarin-MASON..	34	60	1.76
15.	Pease, Jonathan-TOWSON...	31	50	1.61

BLOCKED SHOTS				
##	Player-Team	Cl	G	Blocks Avg/G
1.	Sanders, Larry-VCU.....	32	95	2.97
2.	Johnson, Dane-HOFSTRA....	30	64	2.13
3.	Elegar, Frank-DREXEL.....	31	59	1.90
4.	Hairston, Junior-TOWSON..	30	50	1.67
5.	Washington, Greg-HOFSTRA.	27	43	1.59
6.	Courtney, Herb-DELAWARE..	31	43	1.39
7.	Ledsome, Jim-DELAWARE....	24	32	1.33
8.	Hassell, Frank-ODU.....	33	42	1.27
9.	Harris, Sam-ODU.....	32	37	1.16
10.	Birdsong, Louis-MASON....	34	33	0.97
11.	Ojougboh, Nkem-NU.....	31	29	0.94
12.	Townes, Darren-HOFSTRA...	30	28	0.93
13.	Kuljanin, Vladimir-UNCW..	33	30	0.91
14.	Anderson, Michael-VCU....	31	28	0.90
15.	Lee, Gerald-ODU.....	34	30	0.88

ASSIST/TURNOVER RATIO (Min. 3.0 assists/game)						
##	Player-Team	Cl	G	Asst	Avg Turn	Avg Ratio
1.	Williams, C.C.-TOWSON....	31	147	4.7	66	2.1 2.23
2.	Schneider, David-W&M.....	33	124	3.8	56	1.7 2.21
3.	Johnson, Brian-DELAWARE..	31	161	5.2	75	2.4 2.15
4.	Maynor, Eric-VCU.....	32	175	5.5	96	3.0 1.82
5.	Hawthorne, Tramayne-DREXE	32	97	3.0	54	1.7 1.80
6.	Johnson, Brandon-ODU.....	34	157	4.6	99	2.9 1.59
7.	Curtis, Pierre-JMU.....	27	114	4.2	74	2.7 1.54
8.	Carter, T.J.-UNCW.....	33	135	4.1	93	2.8 1.45
9.	Allen, Chaison-NU.....	31	108	3.5	81	2.6 1.33
10.	Johnson, Greg-HOFSTRA....	30	107	3.6	84	2.8 1.27
11.	Campbell, Folarin-MASON..	34	112	3.3	102	3.0 1.10
12.	Egerson, Marc-DELAWARE...	24	73	3.0	84	3.5 0.87

OFFENSIVE REBOUNDS				
##	Player-Team	Cl	G	No. Avg/G
1.	Kuljanin, Vladimir-UNCW..	33	104	3.15
2.	James, Juwann-JMU.....	30	85	2.83
3.	Lee, Gerald-ODU.....	34	91	2.68
4.	Hairston, Junior-TOWSON..	30	79	2.63
5.	Carter, Terrance-JMU.....	30	77	2.57
6.	Thomas, Will-MASON.....	34	85	2.50
7.	Finney, Ben-ODU.....	34	83	2.44
8.	Ojougboh, Nkem-NU.....	31	75	2.42
9.	Chase, Rashad-GAST.....	28	66	2.36
10.	Townes, Darren-HOFSTRA...	30	69	2.30
11.	Hendley, Todd-UNCW.....	33	72	2.18
12.	Birdsong, Louis-MASON....	34	73	2.15
13.	Elegar, Frank-DREXEL.....	31	62	2.00
14.	Oveneke, Randy-DREXEL....	32	62	1.94
15.	Stein, Peter-W&M.....	33	63	1.91

DEFENSIVE REBOUNDS				
##	Player-Team	Cl	G	No. Avg/G
1.	Thomas, Will-MASON.....	34	268	7.88
2.	Kuljanin, Vladimir-UNCW..	33	224	6.79
3.	Hairston, Junior-TOWSON..	30	189	6.30
4.	Elegar, Frank-DREXEL.....	31	187	6.03
5.	Egerson, Marc-DELAWARE...	24	130	5.42
6.	Chase, Rashad-GAST.....	28	146	5.21
7.	Courtney, Herb-DELAWARE..	31	141	4.55
8.	Townes, Darren-HOFSTRA...	30	131	4.37
9.	Jalloh, Abdulai-JMU.....	30	126	4.20
10.	Carter, Terrance-JMU.....	30	123	4.10
11.	Ojougboh, Nkem-NU.....	31	122	3.94
12.	Shuler, Jamal-VCU.....	32	123	3.84
13.	Carter, T.J.-UNCW.....	33	126	3.82
14.	Campbell, Folarin-MASON..	34	127	3.74
15.	Pease, Jonathan-TOWSON...	31	114	3.68

MINUTES PLAYED				
##	Player-Team	Cl	G	Minutes Avg/G
1.	Agudio, Antoine-HOFSTRA..	27	1056	39.11
2.	Johnson, Brian-DELAWARE..	31	1163	37.52
3.	Janning, Matt-NU.....	31	1124	36.26
4.	Thomas, Will-MASON.....	34	1212	35.65
5.	Egerson, Marc-DELAWARE...	24	845	35.21
6.	Maynor, Eric-VCU.....	32	1115	34.84
7.	Jenkins, Charles-HOFSTRA.	29	1004	34.62
8.	Schneider, David-W&M.....	33	1140	34.55
9.	Allen, Chaison-NU.....	31	1068	34.45
10.	Mendez, Leonard-GAST.....	30	1031	34.37
11.	Rodgers, Scott-DREXEL....	32	1082	33.81
12.	Courtney, Herb-DELAWARE..	31	1035	33.39
13.	Vaughan, John-MASON.....	34	1128	33.18
14.	Shuler, Jamal-VCU.....	32	1058	33.06
15.	Campbell, Folarin-MASON..	34	1117	32.85

**2007-08 Colonial Athletic Association Men
CAA Team Highs
FINAL (All games)**

TEAM HIGHS (highest totals made by)

POINTS.....	110	James Madison at Seton Hall (12/22/07)
	100	James Madison vs SIENA (11/9/07)
FIELD GOALS MADE.....	38	UNC Wilmington vs COLL OF CHARLESTON (11/10/07)
	37	James Madison vs SIENA (11/9/07)
	37	James Madison at VMI (11/21/07)
FIELD GOAL ATTEMPTS.....	77	Northeastern at Maryland (11/15/07)
	74	UNC Wilmington vs COLL OF CHARLESTON (11/10/07)
	74	Delaware at Rider (11/17/07)
	74	James Madison at Northeastern (12/1/07)
FIELD GOAL PERCENTAGE....	.655 (36-55)	George Mason at James Madison (1/19/08)
	.649 (37-57)	James Madison vs SIENA (11/9/07)
3 PT FG MADE.....	14	William & Mary at Wagner (11/20/07)
	14	George Mason at James Madison (1/19/08)
	14	William & Mary at Drexel (1/23/08)
3 PT FG ATTEMPTS.....	39	William & Mary vs UNC WILMINGTON (2/2/08)
	33	William & Mary at Georgetown (11/10/07)
3 PT PERCENTAGE.....	.875 (7-8)	VCU vs ELON (11/24/07)
	.818 (9-11)	UNC Wilmington vs TOWSON (01/16/08)
FREE THROWS MADE.....	32	James Madison at Seton Hall (12/22/07)
	31	James Madison vs South Carolina State (12/29/07)
FREE THROW ATTEMPTS.....	47	Delaware vs ALBANY (12/5/07)
	42	Georgia State vs TROY (11/24/07)
FREE THROW PERCENTAGE....	1.000 (21-21)	George Mason vs DAYTON (11/17/07)
	1.000 (14-14)	George Mason vs OLD DOMINION (1/23/08)
	1.000 (17-17)	Old Dominion at William & Mary (1/26/08)
	1.000 (9-9)	Drexel vs GEORGE MASON (2/7/08)
REBOUNDS.....	57	Georgia State vs TROY (11/24/07)
	53	UNC Wilmington vs COLL OF CHARLESTON (11/10/07)
ASSISTS.....	25	UNC Wilmington vs COLL OF CHARLESTON (11/10/07)
	25	James Madison at VMI (11/21/07)
STEALS.....	17	VCU vs TOWSON (2/2/08)
	16	Towson vs DELAWARE (03/01/08)
BLOCKED SHOTS.....	12	Hofstra vs GEORGE MASON (01/17/08)
	11	Old Dominion at Clemson (11/18/07)
	11	VCU vs LONGWOOD (12/15/07)
	11	Old Dominion vs HOFSTRA (01-02-08)
TURNOVERS.....	33	James Madison at Seton Hall (12/22/07)
	32	William & Mary vs VMI (12/20/07)
FOULS.....	34	Delaware at Marist (11/11/07)
	31	James Madison vs SIENA (11/9/07)
	31	Northeastern at Maryland (11/15/07)

**2007-08 Colonial Athletic Association Men
CAA Individual Highs
FINAL (All games)**

INDIVIDUAL PLAYER GAME HIGHS

POINTS.....	37	Jalloh, Abdulai (James Madison) at UNC Wilmington (02/09/08)
	36	Agudio, Antoine (Hofstra) at Fordham (12/05/07)
FIELD GOALS MADE.....	13	Janning, Matt (Northeastern) at Rhode Island (11/28/07)
	13	Agudio, Antoine (Hofstra) vs UNC WILMINGTON (12/01/07)
	13	Agudio, Antoine (Hofstra) at Fordham (12/05/07)
	13	Elegar, Frank (Drexel) vs DELAWARE (1/5/08)
	13	Jalloh, Abdulai (James Madison) at UNC Wilmington (02/09/08)
FIELD GOAL ATTEMPTS.....	25	Agudio, Antoine (Hofstra) at UNC Wilmington (01/10/08)
	24	Agudio, Antoine (Hofstra) at Delaware (2/27/08)
FIELD GOAL PERCENTAGE....	1.000 (8-8)	James, Juwann (James Madison) vs SIENA (11/9/07)
	1.000 (8-8)	Kuljanin, Vladimir (UNC Wilmington) vs Longwood (11/23/07)
	1.000 (8-8)	Janning, Matt (Northeastern) vs DREXEL (1/9/08)
3 PT FG MADE.....	10	Smith, Dre (George Mason) at James Madison (1/19/08)
	7	Thornton, Josh (Towson) at Hofstra (02/20/08)
3 PT FG ATTEMPTS.....	15	Hawthorne, Tramayne (Drexel) at Old Dominion (02-14-08)
	13	Agudio, Antoine (Hofstra) at Holy Cross (11/10/07)
3 PT PERCENTAGE.....	1.000 (6-6)	Agudio, Antoine (Hofstra) vs CHARLOTTE (12/15/07)
	1.000 (5-5)	Fountain, Daniel (UNC Wilmington) vs TOWSON (01/16/08)
	1.000 (10-10)	Smith, Dre (George Mason) at James Madison (1/19/08)
FREE THROWS MADE.....	13	Antoine Agudio (Hofstra) vs MANHATTAN (11/17/07)
	13	Elegar, Frank (Drexel) vs UNC WILMINGTON (1/2/08)
	13	Maynor, Eric (VCU) at Northeastern (2/20/08)
FREE THROW ATTEMPTS.....	20	Elegar, Frank (Drexel) vs UNC WILMINGTON (1/2/08)
	17	Courtney, Herb (Delaware) vs ALBANY (12/5/07)
	17	Elegar, Frank (Drexel) vs DELAWARE (1/5/08)
FREE THROW PERCENTAGE....	1.000 (8-8)	Thomas, Will (George Mason) vs DAYTON (11/17/07)
	1.000 (10-10)	Hendley, Todd (UNC Wilmington) at Indiana (11/20/07)
	1.000 (11-11)	Campbell, Folarin (George Mason) vs Villanova (11/23/07)
	1.000 (9-9)	Jalloh, Abdulai (James Madison) vs MOUNT ST. MARY'S (11/24/07)
	1.000 (9-9)	Carter, Terrance (James Madison) at Eastern Kentucky (11/28/07)
	1.000 (10-10)	Carter, T.J. (UNC Wilmington) vs TOLEDO (11/28/07)
	1.000 (10-10)	Johnson, Brian (Delaware) at Vermont (12/19/07)
	1.000 (8-8)	Elegar, Frank (Drexel) vs BUCKNELL (12/22/07)
	1.000 (8-8)	Carter, Terrance (James Madison) at Seton Hall (12/22/07)
	1.000 (9-9)	Curtis, Pierre (James Madison) at Seton Hall (12/22/07)
	1.000 (10-10)	Jalloh, Abdulai (James Madison) vs South Carolina State (12/29/07)
	1.000 (8-8)	Ojougboh, Nkem (Northeastern) vs GEORGIA STATE (1/5/08)
	1.000 (8-8)	Janning, Matt (Northeastern) vs DELAWARE (1/19/08)
	1.000 (8-8)	Shuler, Jamal (VCU) vs DREXEL (1/26/08)
	1.000 (8-8)	Rodriguez, Joey (VCU) vs DREXEL (1/26/08)
	1.000 (8-8)	Agudio, Antoine (Hofstra) at William & Mary (2/6/08)
	1.000 (8-8)	Courtney, Herb (Delaware) vs VCU (2/9/08)
	1.000 (8-8)	Carter, Terrance (James Madison) at Drexel (2/27/08)
	1.000 (8-8)	Durant, Tony (Towson) vs Hofstra (3/7/08)
	1.000 (8-8)	Lee, Gerald (Old Dominion) vs William & Mary (3/8/08)
REBOUNDS.....	21	Hairston, Junior (Towson) vs LOYOLA (MD.) (11/09/07)
	21	Hairston, Junior (Towson) vs NIAGARA (12/09/07)
ASSISTS.....	12	Curtis, Pierre (James Madison) vs RADFORD (12/17/07)
	11	Johnson, Brian (Delaware) at Drexel (1/5/08)
STEALS.....	7	Allen, Chaisson (Northeastern) at Maryland (11/15/07)
	7	Rodriguez, Joey (VCU) vs TOWSON (2/2/08)
	7	Rodriguez, Joey (VCU) at Delaware (2/9/08)
BLOCKED SHOTS.....	9	Sanders, Larry (VCU) at Akron (02/23/08)
	8	Sanders, Larry (VCU) vs LONGWOOD (12/15/07)
	8	Johnson, Dane (Hofstra) vs GEORGE MASON (01/17/08)

DELAWARE (14-17, 9-9 CAA)

N. 11	at Marist	L, 78-89
N. 17	at Rider	L, 71-76
N. 27	HAMPTON	L, 50-51
N. 30	at Iona	L, 52-57
D. 3	*TOWSON	W, 70-63
D. 5	ALBANY	W, 71-60
D. 8	at Ohio University	L, 59-78
D. 16	at Central Connecticut St.	L, 48-81
D. 19	at Vermont	W, 71-60
D. 22	BOSTON UNIVERSITY	W, 73-55
D. 28	at Maryland	L, 46-76
J. 2	*at William & Mary	W, 58-51
J. 5	*at Drexel	W, 67-63
J. 9	*GEORGE MASON	W, 73-68(ot)
J. 12	*OLD DOMINION	W, 81-74(2ot)
J. 16	*at VCU	L, 39-60
J. 19	*at Northeastern	L, 69-73(ot)
J. 23	*at James Madison	W, 66-65
J. 26	*GEORGIA STATE	L, 53-54
J. 30	*NORTHEASTERN	L, 49-53
F. 2	*at Hofstra	L, 58-64
F. 6	*UNC WILMINGTON	W, 68-67
F. 9	*VCU	L, 73-83
F. 13	*at Georgia State	W, 51-48
F. 16	*DREXEL	L, 60-62
F. 20	*at George Mason	L, 58-70
F. 23	at Toledo (BracketBusters)	W, 77-69
F. 27	*HOFSTRA	W, 74-69
M. 1	*at Towson	L, 74-89
M. 7	#vs. Drexel	W, 60-51
M. 8	#vs. UNC Wilmington	L, 59-82

* - CAA game
- CAA Championship

GEORGIA STATE (9-21, 5-13 CAA)

N. 10	UAB	L, 63-86
N. 17	at Elon	L, 49-71
N. 20	at Florida State	L, 48-78
N. 24	TROY	W, 97-92
N. 28	at Jacksonville	W, 65-60
D. 1	*OLD DOMINION	L, 64-72
D. 5	GEORGIA TECH	L, 67-72
D. 8	at Winston-Salem State	L, 61-67
D. 15	UT-SAN ANTONIO	W, 76-71(ot)
D. 22	at Coastal Carolina	L, 68-79
D. 29	BETHUNE-COOKMAN	L, 56-60
J. 2	*GEORGE MASON	W, 66-64
J. 5	*at Northeastern	L, 62-64
J. 10	*at VCU	L, 47-49
J. 12	*WILLIAM & MARY	L, 58-60
J. 16	*at Drexel	L, 51-58
J. 19	*UNC WILMINGTON	L, 61-68
J. 23	*at Towson	L, 57-58
J. 26	*at Delaware	W, 54-53
J. 30	*DREXEL	W, 64-58
F. 2	*at Old Dominion	L, 50-73
F. 6	*VCU	L, 60-65(ot)
F. 9	*at Hofstra	L, 45-57
F. 13	*DELAWARE	L, 48-51
F. 16	*NORTHEASTERN	W, 57-55
F. 20	*at UNC Wilmington	L, 72-77
F. 23	at Jacksonville St. (Busters)	W, 85-78
F. 27	*TOWSON	W, 79-63
M. 1	*at James Madison	L, 60-70
M. 7	#vs. William & Mary	L, 57-58

* - CAA game # - CAA Championship

DREXEL (12-20, 5-13 CAA)

N. 9	at Penn	W, 67-59 (ot)
N. 11	^NAVY	W, 86-70
N. 14	at Florida Gulf Coast	W, 77-58
N. 20	^at Virginia	L, 58-72
N. 23	^vs. Robert Morris	W, 56-40
N. 24	^vs. Loyola (Md.)	W, 54-52
N. 29	*at George Mason	L, 38-85
D. 1	CREIGHTON	L, 48-72
D. 8	at Toledo	L, 44-57
D. 15	TEMPLE (@Palestra)	L, 51-64
D. 22	BUCKNELL	W, 65-53
D. 27	RIDER	W, 73-66
D. 31	SAINT JOSEPH'S (@Palestra)	L, 51-69
J. 2	*UNC WILMINGTON	W, 70-60
J. 5	*DELAWARE	L, 63-67
J. 9	*at Northeastern	L, 45-79
J. 12	*at Towson	L, 77-86
J. 16	*GEORGIA STATE	W, 58-51
J. 19	*HOFSTRA	L, 58-67
J. 23	*WILLIAM & MARY	L, 72-73(ot)
J. 26	*at VCU	L, 62-76
J. 30	*at Georgia State	L, 58-64
F. 2	*NORTHEASTERN	L, 40-63
F. 7	*GEORGE MASON	L, 65-75
F. 9	*TOWSON	W, 65-51
F. 14	*at Old Dominion	L, 71-75(2ot)
F. 16	*at Delaware	W, 62-60
F. 20	*at William & Mary	L, 50-57
F. 23	FAIRFIELD (BracketBusters)	L, 51-60
F. 27	*JAMES MADISON	W, 70-67
M. 1	*at Hofstra	L, 48-56
M. 7	#vs. Delaware	L, 51-60

^ - Philly Hoop Group Classic (Philadelphia, PA)
* - CAA game # - CAA Championship

HOFSTRA (12-18, 8-10 CAA)

N. 10	at Holy Cross	L, 47-61
N. 17	MANHATTAN	W, 73-71(ot)
N. 21	at St. Francis (NY)	L, 57-60
D. 1	*UNC WILMINGTON	L, 83-87(ot)
D. 5	at Fordham	L, 71-73
D. 12	STONY BROOK	L, 74-77
D. 15	CHARLOTTE	W, 70-68
D. 22	at Rhode Island	L, 69-88
D. 28	^vs. Virginia Tech	L, 59-84
D. 29	^vs. Marist	L, 67-73
J. 2	*at Old Dominion	L, 54-75
J. 5	*JAMES MADISON	W, 66-60
J. 10	*at UNC Wilmington	L, 69-74
J. 12	*at VCU	L, 49-59
J. 17	*GEORGE MASON	L, 78-85(2ot)
J. 19	*at Drexel	W, 67-58
J. 23	*VCU	L, 65-82
J. 26	*at Northeastern	W, 70-65
J. 28	LONGWOOD	W, 75-60
J. 30	*at Towson	L, 51-60
F. 2	*DELAWARE	W, 64-58
F. 6	*at William & Mary	L, 62-74
F. 9	*GEORGIA STATE	W, 57-45
F. 13	*NORTHEASTERN	L, 53-62
F. 16	*at James Madison	W, 86-85
F. 20	*TOWSON	W, 81-67
F. 23	at Iona (BracketBusters)	W, 81-63
F. 27	*at Delaware	L, 69-74
M. 1	*DREXEL	W, 56-48
M. 7	#vs. Towson	L, 66-81

^ - Holiday Festival (MSG - New York, NY)
* - CAA game # - CAA Championship

GEORGE MASON (23-11, 12-6 CAA)

N. 9	VERMONT	W, 60-53
N. 13	CLEVELAND STATE	W, 56-47
N. 17	DAYTON	W, 67-56
N. 22	^vs. Kansas State	W, 87-77
N. 23	^vs. Villanova	L, 76-84
N. 25	^vs. South Carolina	W, 69-68
N. 29	*DREXEL	W, 85-38
D. 2	%vs. East Carolina	L, 65-68
D. 5	HAMPTON	W, 57-54
D. 8	at Kent State	L, 55-73
D. 21	at Florida International	W, 86-68
D. 30	LIBERTY	W, 72-64
J. 2	*at Georgia State	L, 64-66
J. 5	*TOWSON	W, 72-63
J. 9	*at Delaware	L, 68-73(ot)
J. 12	*NORTHEASTERN	W, 80-52
J. 17	*at Hofstra	W, 85-78(2ot)
J. 19	*at James Madison	W, 96-75
J. 23	*OLD DOMINION	W, 86-53
J. 26	*at UNC Wilmington	L, 58-61
J. 29	*VCU	W, 63-51
F. 2	*JAMES MADISON	W, 72-46
F. 7	*at Drexel	W, 75-65
F. 9	*at Old Dominion	L, 64-72
F. 13	*at Towson	W, 85-73
F. 16	*UNC WILMINGTON	L, 73-75
F. 20	*DELAWARE	W, 70-58
F. 23	at Ohio (BracketBusters)	L, 57-69
F. 27	*WILLIAM & MARY	W, 60-54
M. 1	*at Northeastern	L, 59-70
M. 8	#vs. Northeastern	W, 63-52
M. 9	#vs. UNC Wilmington	W, 53-41
M. 10	#vs. William & Mary	W, 68-59
M. 20	\$vs. Notre Dame	L, 50-68

^ - Old Spice Cl. (Orlando) % - BB&T Classic
* - CAA game # - CAA Championship
\$ - NCAA Championship (Denver)

JAMES MADISON (13-17, 5-13 CAA)

N. 9	SIENA	W, 100-88
N. 17	at Dartmouth	W, 72-57
N. 21	at VMI	L, 83-90
N. 24	MOUNT ST. MARY'S	W, 85-73
N. 28	at Eastern Kentucky	W, 82-71
D. 1	*at Northeastern	W, 68-65
D. 5	LONGWOOD	W, 84-52
D. 17	RADFORD	W, 85-74
D. 22	at Seton Hall	L, 110-112(ot)
D. 29	^vs. South Carolina State	W, 84-75
D. 30	^at Coll. of Charleston	L, 53-76
J. 2	*VCU	W, 62-61
J. 5	*at Hofstra	L, 60-66
J. 9	*at William & Mary	L, 66-69
J. 12	*UNC WILMINGTON	W, 93-74
J. 16	*at Old Dominion	L, 52-79
J. 19	*GEORGE MASON	L, 75-96
J. 23	*DELAWARE	L, 65-66
J. 26	*at Towson	L, 64-73
J. 30	*WILLIAM & MARY	L, 67-70
F. 2	*at George Mason	L, 46-72
F. 6	*TOWSON	W, 73-68
F. 9	*at UNC Wilmington	L, 85-99
F. 13	*at VCU	L, 56-75
F. 16	*HOFSTRA	L, 85-86
F. 20	*OLD DOMINION	L, 52-72
F. 23	MOREHEAD ST. (Busters)	W, 89-57
F. 27	*at Drexel	L, 67-70
M. 1	*GEORGIA STATE	W, 70-60
M. 7	#vs. Northeastern	L, 55-73

^ - Charleston Holiday Tour. (Charleston, SC)
* - CAA game # - CAA Championship

UNC WILMINGTON (20-13, 12-6 CAA)

N. 10	COLL. OF CHARLESTON	W, 98-91	ot
N. 18	at Illinois State (Chicago Inv)	L, 73-89	
N. 20	at Indiana (Chicago Invit.)	L, 71-95	
N. 23	^vs. Longwood	W, 80-65	
N. 24	^vs. Coppin St.	W, 78-57	
N. 28	TOLEDO	W, 65-61	
D. 1	*at Hofstra	W, 87-83	(ot)
D. 5	at Missouri State	L, 66-73	
D. 9	COASTAL CAROLINA	W, 80-68	
D. 16	N. CAROLINA CENTRAL	W, 80-56	
D. 19	at Coastal Carolina	L, 86-90	
D. 22	at East Carolina	W, 71-67	
D. 29	UNC GREENSBORO	L, 55-72	
J. 2	*at Drexel	W, 60-70	
J. 5	*VCU	L, 57-72	
J. 10	*HOFSTRA	W, 74-69	
J. 12	*at James Madison	L, 74-93	
J. 16	*TOWSON	W, 81-68	
J. 19	*at Georgia State	W, 68-61	
J. 23	*NORTHEASTERN	W, 77-69	
J. 26	*GEORGE MASON	W, 61-58	
J. 30	*at Old Dominion	W, 68-65	
F. 2	*at William & Mary	L, 66-70	
F. 6	*at Delaware	L, 67-68	
F. 9	*JAMES MADISON	W, 99-85	
F. 13	*WILLIAM & MARY	W, 77-64	
F. 16	*at George Mason	W, 75-73	
F. 20	*GEORGIA STATE	W, 77-72	
F. 23	VERMONT (BracketBusters)	L, 73-84	
F. 27	*at VCU	L, 58-72	
M. 1	*OLD DOMINION	W, 72-64	
M. 8	#vs. Delaware	W, 82-59	
M. 9	#vs. George Mason	L, 41-53	

^ - Chicago Invitational (Hoffman Estates, IL)
* - CAA game # - CAA Championship

TOWSON (13-18, 7-11 CAA)

N. 9	LOYOLA (MD)	W, 83-69	
N. 14	BUCKNELL	L, 57-71	
N. 20	at Samford	W, 73-66	
N. 24	at Vermont	L, 57-59	
N. 27	N.C. CENTRAL	W, 74-52	
N. 29	at Navy	L, 59-73	
D. 3	*at Delaware	L, 63-70	
D. 6	at Temple	L, 46-69	
D. 9	NIAGARA	W, 75-72	(ot)
D. 19	LAFAYETTE	L, 69-79	(ot)
D. 29	at Auburn	L, 59-79	
J. 2	*NORTHEASTERN	W, 77-71	
J. 5	*at George Mason	L, 63-72	
J. 9	*OLD DOMINION	L, 59-71	
J. 12	*DREXEL	W, 86-77	
J. 16	*at UNC Wilmington	L, 68-81	
J. 19	*at William & Mary	L, 51-61	
J. 23	*GEORGIA STATE	W, 58-57	
J. 26	*JAMES MADISON	W, 73-64	
J. 30	*HOFSTRA	W, 60-51	
F. 2	*at VCU	L, 42-65	
F. 6	*at James Madison	L, 68-73	
F. 9	*at Drexel	L, 51-65	
F. 13	*GEORGE MASON	L, 73-85	
F. 16	*WILLIAM & MARY	W, 64-52	
F. 20	*at Hofstra	L, 67-81	
F. 23	HIGH POINT (Br.Busters)	W, 73-72	
F. 27	*at Georgia State	L, 63-79	
M. 1	*DELAWARE	W, 89-74	
M. 7	#vs. Hofstra	W, 81-66	
M. 8	#vs. VCU	L, 46-57	

* - CAA game # - CAA Championship

NORTHEASTERN (14-17, 9-9 CAA)

N. 11	at Illinois	L, 55-63	
N. 15	at Maryland	L, 72-74	(ot)
N. 19	at Boston University	W, 65-58	
N. 24	at Maine	W, 70-57	
N. 28	at Rhode Island	L, 72-92	
D. 1	*JAMES MADISON	L, 65-68	
D. 3	at New Hampshire	W, 62-57	
D. 6	at Connecticut	L, 60-69	
D. 19	HARVARD	W, 76-73	
D. 22	at Boston College	L, 55-57	
D. 30	at Syracuse	L, 74-95	
J. 2	*at Towson	L, 71-77	
J. 5	*GEORGIA STATE	W, 64-62	
J. 9	*DREXEL	W, 79-45	
J. 12	*at George Mason	L, 52-80	
J. 16	*at William & Mary	L, 53-55	
J. 19	*DELAWARE	W, 73-69	(ot)
J. 23	*at UNC Wilmington	L, 69-77	
J. 26	*HOFSTRA	L, 65-70	
J. 30	*at Delaware	W, 53-49	
F. 2	*at Drexel	W, 63-40	
F. 6	*OLD DOMINION	W, 67-60	
F. 9	*WILLIAM & MARY	W, 51-42	
F. 13	*at Hofstra	W, 62-53	
F. 16	*at Georgia State	L, 55-57	
F. 20	*VCU	L, 62-66	
F. 23	at Holy Cross (Busters)	L, 47-61	
F. 27	*at Old Dominion	L, 58-70	
M. 1	*GEORGE MASON	W, 70-59	
M. 7	#vs. James Madison	W, 73-55	
M. 8	#vs. George Mason	L, 52-63	

* - CAA game
- CAA Championship

VCU (24-8, 15-3 CAA)

N. 9	MD-EASTERN SHORE	W, 70-51	
N. 15	^vs. Houston	W, 73-72	
N. 16	^vs. Miami	L, 63-69	
N. 18	^vs. Arkansas	L, 60-70	
N. 24	ELON	W, 79-61	
N. 29	at Hampton	L, 55-64	
D. 2	%vs. Maryland	W, 85-76	
D. 5	*WILLIAM & MARY	W, 71-57	
D. 8	RICHMOND	W, 65-45	
D. 15	LONGWOOD	W, 78-45	
D. 22	at Bradley	W, 79-64	
J. 2	*at James Madison	L, 61-62	
J. 5	*at UNC Wilmington	W, 72-57	
J. 10	*GEORGIA STATE	W, 49-47	
J. 12	*HOFSTRA	W, 59-49	
J. 16	*DELAWARE	W, 60-39	
J. 19	*at Old Dominion	W, 78-68	
J. 23	*at Hofstra	W, 82-65	
J. 26	*DREXEL	W, 76-62	
J. 29	*at George Mason	L, 51-63	
F. 2	*TOWSON	W, 65-42	
F. 6	*at Georgia State	W, 65-60	(ot)
F. 9	*at Delaware	W, 83-73	
F. 13	*JAMES MADISON	W, 75-56	
F. 16	*OLD DOMINION	L, 66-67	
F. 20	*at Northeastern	W, 66-62	
F. 23	at Akron (BracketBusters)	W, 57-52	
F. 27	*UNC WILMINGTON	W, 72-58	
M. 1	*at William & Mary	W, 54-43	
M. 8	#vs. Towson	W, 57-46	
M. 9	#vs. William & Mary	L, 54-56	
M. 19	\$UAB	L, 77-80	

^ - Puerto Rico Tip-Off % - BB&T Classic
* - CAA game # - CAA Championship
\$ - MasterCard NIT

OLD DOMINION (18-16, 11-7 CAA)

N. 11	SC STATE (Las Vegas Inv)	W, 64-54	
N. 16	TOLEDO	W, 66-35	
N. 18	at Clemson	L, 53-66	
N. 20	IONA (Las Vegas Inv.)	W, 74-63	
N. 23	^vs. North Carolina	L, 82-99	
N. 24	^vs. Louisville	L, 53-64	
N. 28	GEORGETOWN	L, 48-66	
D. 1	*at Georgia State	W, 72-64	
D. 8	MD-EASTERN SHORE	W, 74-49	
D. 16	VIRGINIA TECH	W, 72-69	
D. 19	at Richmond	L, 49-55	
D. 21	at Winthrop	L, 59-62	
D. 29	at UAB	L, 57-73	
J. 2	*HOFSTRA	W, 75-54	
J. 5	*WILLIAM & MARY	L, 61-70	
J. 9	*at Towson	W, 71-59	
J. 12	*at Delaware	L, 74-81	(2ot)
J. 16	*JAMES MADISON	W, 79-52	
J. 19	*VCU	L, 68-78	
J. 23	*at George Mason	L, 53-86	
J. 26	*at William & Mary	W, 72-59	
J. 30	*UNC WILMINGTON	L, 65-68	
F. 2	*GEORGIA STATE	W, 73-50	
F. 6	*at Northeastern	L, 60-67	
F. 9	*GEORGE MASON	W, 72-64	
F. 14	*DREXEL	W, 75-71	(2ot)
F. 16	*at VCU	W, 67-66	
F. 20	*at James Madison	W, 72-52	
F. 23	BUCKNELL (Br.Busters)	W, 65-55	
F. 27	*NORTHEASTERN	W, 70-58	
M. 1	*at UNC Wilmington	L, 64-72	
M. 8	#vs. William & Mary	L, 60-63	
M. 18	\$RIDER	W, 68-65	
M. 24	\$at Virginia	L, 76-80	

^ - Las Vegas Invitational (Las Vegas, Nev.)
* - CAA game # - CAA Championship
\$ - College Basketball Invitational

WILLIAM & MARY (17-16, 10-8 CAA)

N. 10	at Georgetown	L, 53-68	
N. 15	at N.C. State	L, 47-66	
N. 20	at Wagner	L, 81-88	
N. 25	HOUSTON BAPTIST	W, 79-70	
N. 28	at Richmond	L, 55-58	
D. 5	*at VCU	L, 57-71	
D. 7	at North Florida	W, 68-45	
D. 20	VMI	L, 72-83	
D. 22	MONTREAT	W, 87-52	
D. 29	at Hampton	L, 63-70	
D. 31	FAIRFIELD	W, 71-50	
J. 2	*DELAWARE	L, 51-58	
J. 5	*at Old Dominion	W, 70-61	
J. 9	*JAMES MADISON	W, 69-66	
J. 12	*at Georgia State	W, 60-58	
J. 16	*NORTHEASTERN	W, 55-53	
J. 19	*TOWSON	W, 61-51	
J. 23	*at Drexel	W, 73-72	(ot)
J. 26	*OLD DOMINION	L, 59-72	
J. 30	*at James Madison	W, 70-67	
F. 2	*UNC WILMINGTON	W, 70-66	
F. 6	*HOFSTRA	W, 74-62	
F. 9	*at Northeastern	L, 42-51	
F. 13	*at UNC Wilmington	L, 64-77	
F. 16	*at Towson	L, 52-64	
F. 20	*DREXEL	W, 57-50	
F. 23	LOYOLA (ILL) (Br.Busters)	L, 66-71	
F. 27	*at George Mason	L, 54-60	
M. 1	*VCU	L, 43-54	
M. 7	#vs. Georgia State	W, 58-57	
M. 8	#vs. Old Dominion	W, 63-60	
M. 9	#vs. VCU	W, 56-54	
M. 10	#vs. George Mason	L, 59-68	

* - CAA game # - CAA Championship