


CAA

2007-08 Preview

BASKETBALL




Eric
Maynor




Antoine
Agudio



Frank
Elegar



Herb
Courtney



Will
Thomas

An Opening Note To The Media

The CAA put together another outstanding men's basketball season in 2006-07 and continued to make its presence felt on the national stage. Among last season's many highlights:



- Four CAA teams (Drexel, Hofstra, Old Dominion and VCU) earned post-season berths for the third consecutive season. The conference placed two teams in the NCAA Tournament for the second year in a row.
- CAA champion VCU pulled off the most noted upset in the first round of the 2007 NCAA Tournament, defeating Duke 79-77 on Eric Maynor's jumper with 1.8 seconds to play. The Rams took 3rd-seeded Pittsburgh to overtime in the second round.
- VCU (#44), Old Dominion (#45), Drexel (#55) and Hofstra (#75) were among the top 75 nationally in the final NCAA RPI and each won 22 or more games.
- Showing its overall strength, six of the CAA's 12 teams (Drexel, George Mason, Hofstra, UNC Wilmington, Old Dominion and VCU) have earned post-season invitations over the past two years, including four teams making the NCAA Tournament.
- The CAA has gone 10-8 in post-season play over the past two years, including a 5-4 mark in the NCAA Tournament that was highlighted by George Mason's magical run to the Final Four.
- The semifinals and finals of the CAA Men's Basketball Championship were played before sell-out crowds of 11,200 for the first time in league history.

While its impossible to predict what the 2007-08 season will bring, the league features an intriguing mix of old and new. CAA teams return 65% of their starters from last season, including seven all-conference performers. The conference also welcomes a highly-touted group of new recruits.

Included in this prospectus is information on each of the CAA's 12 teams as of July 30, 2007. All information and rosters are subject to change.

We look forward to your coverage of CAA basketball throughout the season and feel free to contact us with any requests.

Rob Washburn, CAA Assistant Commissioner/Communications

Office Phone: (804) 754-1616, ext. 19

Cell Phone: (804) 229-4796

E-Mail: rwashburn@caasports.com

Web Site: www.caasports.com





Plenty Of Talent Returning: CAA teams welcome back 65% of their starters from a year ago. **Delaware** and **George Mason** have all five starters returning, while **James Madison** and **William & Mary** have four back. All 12 teams have at least two regulars returning. Statistically, 10 of the league's top 20 in scoring, 12 of the top 20 in rebounding and six of the top 10 in assists are back from a year ago.

Seven All-Conference Players Are Back: Seven players who have received All-CAA honors are back in 2007-08. Hofstra senior guard **Antoine Agudio** and VCU junior guard **Eric Maynor** were both first team All-CAA selections last season. Agudio averaged 20.2 ppg and led the conference with 100 three-pointers, while Maynor poured in 13.9 ppg and dished out a league-high 6.4 assists per game. Returning from the All-CAA second team are Delaware senior forward **Herb Courtney**, Drexel senior forward **Frank Elegar** and George Mason senior forward **Will Thomas**. Courtney was fourth in the CAA in scoring (18.1 ppg) and second in rebounding (8.0 rpg) and recorded a league-high 10 double-doubles. Elegar was among the conference's top six in scoring (16.0 ppg), rebounding (6.7 rpg), FG percentage (52.8%) and blocked shots (1.2 bpg). Thomas contributed 13.3 ppg and 6.9 rpg and hit 62.7% of his shots from the floor. Back from last year's All-CAA third team is George Mason senior guard **Folarin Campbell**, who tallied 13.9 points and 3.8 assists per game, while UNC Wilmington senior guard **T.J. Carter**, who made the All-CAA third team in 2005-06 before sitting out last season due to hernia surgery, returns after averaging 13.6 ppg.

Worldwide Exposure: Four CAA men's basketball players participated in this summer's Pan American Games in Brazil. VCU junior guard **Eric Maynor** earned a spot on the United States squad, UNC Wilmington senior center **Vladimir Kuljanin** made the Canadian national team, Drexel senior forward **Frank Elegar** represented the U.S. Virgin Islands and William & Mary junior forward **Alex Smith** was a member of the Panama national team.



Eric Maynor

CAA Shows Overall Strength: The CAA has been represented by four different teams in the NCAA Tournament over the past two seasons. **George Mason** and **UNC Wilmington** went to the Big Dance in 2006 and **VCU** and **Old Dominion** represented the conference in 2007. Outside of the six BCS conferences, only the Missouri Valley has sent more of its members (five) to the NCAA Tournament in the last two seasons. Half of the CAA's 12 teams have earned post-season berths in the past two years with **Hofstra** having made three straight trips to the NIT and **Drexel** having gone to the NIT four times in the past five years.

No. of Different Teams in NCAA Tournament Over Past Two Years (Non-BCS Leagues Only)

Missouri Valley - 5 (Bradley, Creighton, Northern Iowa, Southern Illinois, Wichita St.)
CAA - 4 (George Mason, UNC Wilmington, Old Dominion, VCU)
Mountain West - 4 (Air Force, BYU, San Diego State, UNLV)
Horizon - 3 (Butler, Wisconsin-Milwaukee, Wright State)
WAC - 3 (Nevada, New Mexico State, Utah State)

Agudio On National Scoring, 3-Point Lists: Hofstra senior guard **Antoine Agudio** enters his final season with 1,664 career points, which is the third-highest total of any returning player in Division I. He also ranks third nationally in career three-pointers with 273. Agudio was third in the CAA and 23rd in Division I in scoring last season with 20.2 ppg. He led the conference with 100 treys, which set a Hofstra record and was the fourth-highest season total in league history. Agudio is on pace to become the all-time leading scorer in Pride history and he has a chance to break the CAA career mark of 371 three-pointers set by UNCW's Brett Blizzard.

Top Returning Career Scorers in Division I

Reggie Williams, VMI	1,861
Jaycee Carroll, Utah State	1,737
Antoine Agudio, Hofstra	1,664
Kyle Hines, UNC Greensboro	1,591
Chris Lofton, Tennessee	1,572

Top Returnees Career 3-Pointers Made

Chris Lofton, Tennessee	313
Jack Leasure, Coastal Carolina	300
Antoine Agudio, Hofstra	273
Jaycee Carroll, Utah State	255
Shane Nichols, Wofford	246

antoine
AGUDIOfrank
ELEGARherb
COURTNEYwill
THOMASeric
MAYNOR

CAA Puts Four In Post-Season For Third Straight Year:

A league-record four CAA teams participated in post-season play for the third year in a row, including two teams earning berths in the NCAA Tournament for the second consecutive season. CAA champion **VCU** was seeded 11th in the West Region and upset national power Duke 79-77 in the first round before falling 84-79 in overtime to Big East foe Pittsburgh in the second round. **Old Dominion** received an at-large berth and was seeded #12 in the Midwest Region, but



was beaten 57-46 by Butler in the first round. The CAA also placed multiple teams in the NIT for the fourth straight year as **Drexel** made the field for the fourth time in five years and **Hofstra** participated in the event for the third straight season.

Bustin' The Brackets: CAA teams have made their presence felt on the national stage during the past two seasons. **VCU** pulled off the most noted upset of the first round in last year's NCAA Tournament by knocking off Duke 79-77 on Eric Maynor's jumper with 1.8 seconds to play. In 2006, **George Mason** captured the country's attention by becoming the first mid-major team to reach the Final Four since 1979 with victories over Michigan State, North Carolina, Wichita State and Connecticut. **Old Dominion** also became the first CAA team to reach the semifinals of the NIT in 2006 and **Hofstra** reached the quarter-finals.

Elite Company: The CAA was one of nine Division I conferences that had four teams with 22 or more wins last season. **VCU** (28-7) was one of 17 Division I squads with at least 28 victories, while **Old Dominion** (24-9), **Drexel** (23-9) and **Hofstra** (22-10) also hit the 22-win mark. Over the past two years, eight CAA teams have eclipsed the 22+ win total.

Road Warriors: The top four teams in the CAA standings all had winning records on the road last season and were a combined 42-18 (.700). **Drexel** led the way at 13-4, which included victories at Villanova, Syracuse, Creighton, Hofstra and Saint Joseph's. The 13 wins was tied with Vermont for the most in Division I. **VCU** had an 11-2 road mark, while **Old Dominion** was 8-5, including a triumph at Georgetown, and **Hofstra** was 10-7.

Four CAA Teams Among Top 75 In Final RPI: The top four teams in the CAA standings were among the top 75 nationally in the final NCAA RPI ratings. **VCU** led the way at #44, followed by **Old Dominion** at #45, **Drexel** at #55 and **Hofstra** at #75. The CAA was ranked #13 among Division I conferences.

Pair of Sellouts At CAA Tournament: The 2007 CAA Men's Basketball Championship was played before sell-out crowds of 11,200 at the Richmond Coliseum during Sunday's semifinals and Monday's title game for the first time in league history. More than 42,000 fans witnessed the four-day event, which was the most ever for the event.

Georgia State Selects Rod Barnes As New Head Coach:

Georgia State chose **Rod Barnes** as its new men's basketball coach. Barnes spent eight seasons (1998-2006) as the head coach at the University of Mississippi where he compiled a 141-109 record and was the Naismith Coach of the Year in 2001. During his eight seasons at Ole Miss, Barnes guided the Rebels to four postseason berths, including a trip to the NCAA Sweet 16 in 2001. The 2001 squad won a school-record 27 games and was ranked 9th in the nation. Barnes spent last season as an assistant coach at the University of Oklahoma. He replaces Michael Perry, who was released from his contract after putting together a 62-75 record in five seasons as head coach of the Panthers.



VCU Ranked #29 In Final National Polls: CAA champion **VCU** was ranked #29 in the country in the final ESPN/USA Today and Associated Press Top 25 polls. The Rams received 25 points in the ESPN/USA Today poll and 53 points in the AP poll. **Old Dominion** also picked up two points in the final AP rankings.


Four CAA Teams In Top 16 Of Mid-Major Top 25 Poll: Four CAA teams were ranked in the top 16 of the final CollegeInsider.com Mid-Major Top 25 poll. **VCU** led all CAA squads at #4, while **Old Dominion** was next at #8, followed by **Drexel** at #11 and **Hofstra** at #16. The CAA and Missouri Valley led all conferences with four teams ranked in the poll.

VCU's Maynor Among Nation's Top Returnees In Assists: VCU junior guard **Eric Maynor** ranked fifth in the nation with 6.4 assists per game last season and is third among players returning in 2007-08. Maynor dished out 224 total assists, which was a VCU season record and the sixth-highest season total in CAA history.

Top Division I Returnees in Assists

Jason Richards, Davidson	7.3 apg
D.J. Augustin, Texas	6.7 apg
Eric Maynor, VCU	6.4 apg
Dwayne Foreman, Ga. Southern	6.1 apg
Josh Wilson, Northern Arizona	6.0 apg

Record Television Exposure For CAA Basketball: The CAA enjoyed unprecedented television coverage during the 2006-07 season, including three NCAA games on CBS, 28 exposures on the various ESPN platforms and 70 appearances on league-wide Comcast and CN8 regional syndicated packages. Five CAA teams were also featured in the popular ESPN BracketBusters series. With CAA schools located in six of the nation's top 25 media markets, the conference has developed solid partnerships with many of the industry's largest regional and national distributors.



Six CAA teams earned post-season berths over the past two years, showing the conference's quality and depth.

Drexel

- NIT appearances in 2003, 2004, 2005 and 2007.
- Semifinals of the NIT Tip-Off Tournament in 2005-06.
- Averaged 18.4 wins over the past five seasons.

George Mason

- Reached the NCAA Final Four in 2006 with wins over Michigan State, North Carolina, Wichita State and Connecticut.
- Averaged 21 wins over the past four years.
- Four post-season appearances in the past seven seasons.

Hofstra

- Three consecutive NIT appearances in 2005, 2006 and 2007 - reaching the quarterfinals in 2006.
- Have won 21 or more games for the past three seasons.
- Tied school record with 26 victories in 2005-06.

UNC Wilmington

- Captured four CAA titles and earned five post-season berths in the past eight years.
- Won a school-record 25 games in 2006 and averaged 18.8 victories over the last six years.
- Posted a 70-38 mark in CAA play over the past six seasons.

Old Dominion

- Has made three consecutive post-season appearances, including an at-large berth to the NCAA Tournament in 2007.
- Became the first CAA team to reach the semifinals of the NIT in 2006.
- Has won 24 or more games in each of the past three seasons, including a school-record 28 in 2004-05.

VCU

- Earned the CAA championship in 2007 and upset Duke 79-77 in the first round of the NCAA Tournament.
- Has made three post-season appearances in the past four seasons.
- Has averaged 21.3 victories over the past six seasons, including a school-record 28 wins in 2006-07.



2006-07 CAA MEN'S BASKETBALL FINAL REPORT

	Conference						Overall							
	W	L	Pct.	H	A	Stk.	W	L	Pct.	H	A	N	Stk.	L10
VCU	16	2	.889	9-0	7-2	W3	28	7	.800	12-2	11-2	5-3	L1	8-2
Old Dominion	15	3	.833	9-0	6-3	W10	24	9	.727	15-2	8-5	1-2	L2	8-2
Hofstra	14	4	.778	8-1	6-3	W2	22	10	.688	10-1	10-7	2-2	L2	6-4
Drexel	13	5	.722	6-3	7-2	W2	23	9	.719	9-4	13-4	1-1	L2	7-3
George Mason	9	9	.500	5-4	4-5	L1	18	15	.545	7-6	7-7	4-2	L1	5-5
Northeastern	9	9	.500	7-2	2-7	W2	13	19	.406	10-2	2-14	1-3	L1	6-4
William & Mary	8	10	.444	4-5	4-5	L2	15	15	.500	11-5	4-9	0-1	L4	4-6
Towson	8	10	.444	5-4	3-6	L2	15	17	.469	9-5	4-10	2-2	L1	4-6
Georgia State	5	13	.278	3-6	2-7	L2	11	20	.355	7-8	3-11	1-1	L1	4-6
UNC Wilmington	4	14	.222	3-6	1-8	W1	7	22	.241	5-7	1-13	1-2	L1	3-7
James Madison	4	14	.222	2-7	2-7	L5	7	23	.233	4-10	2-11	1-2	L7	1-9
Delaware	3	15	.167	3-6	0-9	L4	5	26	.161	3-11	1-13	1-2	L6	2-8

First Team All-CAA

Antoine Agudio, Jr., G, Hofstra
 Eric Maynor, So., G, VCU
 Gary Neal, Sr., G, Towson
 Loren Stokes, Sr., G, Hofstra
 Valdas Vasylius, Sr., F, Old Dominion

Second Team All-CAA

Herb Courtney, Jr., F, Delaware
 Frank Elegar, Jr., C, Drexel
 Will Thomas, Jr., F, George Mason
 B.A. Walker, Sr., G, VCU
 Drew Williamson, Sr., G, Old Dominion

Third Team All-CAA

Folarin Campbell, Jr., G, George Mason
 Bennet Davis, Sr., F, Northeastern
 Bashir Mason, Sr., G, Drexel
 Adam Payton, Sr., G, William & Mary
 Jesse Pellot-Rosa, Sr., G, VCU

Player of the Year: Loren Stokes, Hofstra

Coach of the Year: Anthony Grant, VCU

Rookie of the Year:

Matt Janning, Northeastern

Def. Player of the Year:

Chaz Crawford, Drexel

CAA Men's Basketball Championship Richmond Coliseum - Richmond, Va.

Friday, March 2 - First Round

#9 Georgia State 70, #8 William & Mary 68
 #5 Northeastern 77, #12 Delaware 67
 #7 Towson 67, #10 UNC Wilmington 52
 #6 George Mason 73, #11 James Madison 62

Saturday, March 3 - Quarterfinals

#1 VCU 73, #9 Georgia State 60
 #4 Drexel 64, #5 Northeastern 50
 #2 Old Dominion 58, #7 Towson 55
 #6 George Mason 64, #3 Hofstra 61

Sunday, March 4 - Semifinals

#1 VCU 63, #4 Drexel 56
 #6 George Mason 79, #2 Old Dominion 63

Monday, March 6 - Championship

#1 VCU 65, #6 George Mason 59

CAA STATISTICAL LEADERS

Scoring

1. Gary Neal, TU 25.3
 2. Loren Stokes, HU 20.3
 3. Antoine Agudio, HU 20.2
 4. Herb Courtney, UD 18.1
 5. Frank Elegar, DREX 16.0

Rebounding

1. Chaz Crawford, DREX 9.3
 2. Herb Courtney, UD 8.0
 3. Vladimir Kuljanin, UNCW 7.1
 4. Terrance Carter, JMU 6.9
 5. Will Thomas, MASON 6.9

FG Percentage (Min. 4 made per game)

1. Vladimir Kuljanin, UNCW 66.3%
 2. Will Thomas, MASON 62.7%
 3. Frank Elegar, DREX 52.8%
 4. Juwann James, JMU 51.8%
 5. Lance Perique, GSU 48.9%

FT Percentage (Min. 2 made per game)

1. Carlos Rivera, HU 84.4%
 2. Adam Payton, W&M 84.2%
 3. Sam McMahon, UD 84.0%
 4. Gary Neal, TU 83.6%
 5. Jesse Pellot-Rosa, VCU 80.3%

Assists

1. Eric Maynor, VCU 6.40
 2. Temi Soyebo, UNCW 5.86
 3. Drew Williamson, ODU 4.33
 4. Brian Johnson, UD 4.19
 5. C.C. Williams, TU 4.09

Steals

1. Bashir Mason, DREX 2.28
 2. Drew Williamson, ODU 2.27
 3. Brandon Johnson, ODU 2.09
 4. Temi Soyebo, UNCW 1.86
 5. Adam Payton, W&M 1.60

Blocks

1. Chaz Crawford, DREX 3.03
 2. Tommy Breaux, TU 2.13
 3. Bennet Davis, NU 2.09
 4. Herb Courtney, UD 1.74
 5. Deven Dickerson, GSU 1.68

NCAA MEN'S BASKETBALL CHAMPIONSHIP

Thursday, March 15

First Round @Buffalo, N.Y.

#11 VCU 79, #6 Duke 77
 #5 Butler 57, #12 Old Dominion 46

Saturday, March 17

Second Round @Buffalo, N.Y.

#3 Pittsburgh 84, #11 VCU 79 (ot)



NATIONAL INVITATION TOURNAMENT

Tuesday, March 13 - First Round

Philadelphia, Pa.

#6 N.C. State 63, #3 Drexel 56

Wednesday, March 14 - First Round

Chicago, Ill.

#3 DePaul 83, #6 Hofstra 71



Returning Statistical Leaders

Top Returning Scorers

Antoine Agudio, Hofstra	Sr.	G	20.2 ppg
Herb Courtney, Delaware	Sr.	F	18.1 ppg
Frank Elegar, Drexel	Sr.	C	16.0 ppg
Folarin Campbell, George Mason	Sr.	G	13.9 ppg
Eric Maynor, VCU	Jr.	G	13.9 ppg
Leonard Mendez, Georgia State	Jr.	G	13.8 ppg
T.J. Carter, UNC Wilmington	Sr.	G	13.6 ppg*
Vladimir Kuljanin, UNCW	Sr.	C	13.6 ppg
Will Thomas, George Mason	Sr.	F	13.3 ppg
Juwann James, James Madison	Jr.	F	13.0 ppg


* - stats from 2005-06. Sat out 2006-07 with an injury.



Antoine Agudio

Top Returners In Assists

Eric Maynor, VCU	Jr.	G	6.4 apg
Brian Johnson, Delaware	So.	G	4.2 apg
C.C. Williams, Towson	Sr.	G	4.1 apg
Folarin Campbell, George Mason	Sr.	G	3.8 apg
Brandon Johnson, Old Dominion	Sr.	G	3.8 apg
Pierre Curtis, James Madison	So.	G	3.7 apg
Matt Janning, Northeastern	So.	G	2.8 apg



Eric Maynor

Top Returners In Three-Pointers Made

Antoine Agudio, Hofstra	Sr.	G	100
Joe Posey, James Madison	Jr.	G	72
Zygis Sestokas, Hofstra	Jr.	G/F	60
Leonard Mendez, Georgia State	Jr.	G	58
Brian Henderson, Old Dominion	Sr.	G	56



Antoine Agudio

Returning Statistical Leaders

Top Returners In Rebounding

Herb Courtney, Delaware	Sr.	F	8.0 rpg
Vladimir Kuljanin, UNCW	Sr.	C	7.1 rpg
Terrance Carter, James Madison	Sr.	F	6.9 rpg
Will Thomas, George Mason	Sr.	F	6.9 rpg
Frank Elegar, Drexel	Sr.	C	6.7 rpg
Rashad Chase, Georgia State	Jr.	F	5.9 rpg
Wil Fameni, VCU	Sr.	F	5.4 rpg
Juwann James, James Madison	Jr.	F	5.3 rpg
Michael Anderson, VCU	Sr.	F	4.9 rpg
Mike Davis-Sabb, Hofstra	Jr.	F	4.7 rpg



Herb Courtney

Top Returners In Steals

Brandon Johnson, Old Dominion	Sr.	G	2.1 spg
Herb Courtney, Delaware	Sr.	F	1.5 spg
Eric Maynor, VCU	Jr.	G	1.4 spg
C.C. Williams, Towson	Sr.	G	1.3 spg
Tramayne Hawthorne, Drexel	Jr.	G	1.3 spg
Leonard Mendez, Georgia State	Jr.	G	1.3 spg
Folarin Campbell, George Mason	Sr.	G	1.3 spg
Pierre Curtis, James Madison	So.	G	1.2 spg



Brandon Johnson

Top Returners In Blocked Shots

Tommy Breaux, Towson	Sr.	F	2.1 bpg
Herb Courtney, Delaware	Sr.	F	1.7 bpg
Deven Dickerson, Georgia State	Sr.	C	1.7 bpg
Frank Elegar, Drexel	Sr.	C	1.2 bpg
Wil Fameni, VCU	Sr.	F	1.0 bpg



Tommy Breaux

CAA TEAM NOTES

DELAWARE



Delaware will be led by senior forward Herb Courtney, who ranked fourth in the league in scoring (18.1 ppg) and second in rebounding (8.0 rpg) last season. Courtney, who earned second team All-CAA honors, recorded a conference-high 10 doubles-doubles in 2006-07.

The Blue Hens welcome a pair of transfers who should make an immediate impact when they become eligible at the end of the first semester on Dec. 14. Junior guard Marc Egerson averaged 7.5 ppg and 4.0 rpg at Georgetown last season, while junior forward Jim Ledsome contributed 2.4 ppg and 2.5 rpg at Nebraska a year ago.

Sophomore point guard Brian Johnson, a CAA All-Rookie team selection, started all 31 games last season and averaged a team-high 38.1 minutes per game. Johnson ranked fourth in the league in assists (4.2 apg).

DREXEL



Drexel went 13-4 on the road last season, which was tied for the most road wins in Division I. Among the Dragons' victories away from home were Villanova, Syracuse, Creighton, Hofstra and Saint Joseph's.

Senior forward Frank Elegar made the All-CAA second team last season and was also a member of the CAA All-Tournament squad. Elegar led the team and was among the top six in the conference in scoring (16.0 ppg), rebounding (6.7 rpg), FG percentage (52.8%) and blocked shots (1.2 bpg).

Drexel's 23 victories last season were the most for the team since 1995-96. The Dragons earned a berth in the postseason NIT for the fourth time in the past five years.

GEORGE MASON



George Mason welcomes back all five starters from last year's 18-15 squad that reached the title game of the CAA Men's Basketball Championship. The Patriots, who were the first #6 seed to reach the finals since 1997, upset #3 Hofstra and #2 Old Dominion and led #1 VCU by five with under two minutes to go.

Senior forward Will Thomas was a member of the All-CAA second team and the CAA All-Defensive team last season. Thomas averaged 13.3 points and a team-high 6.9 rebounds per game and ranked 11th nationally in FG percentage (62.7%). Thomas and senior guard Folarin Campbell both went over the 1,000-point mark for their careers in the CAA Tournament win over Old Dominion on March 4.

Patriots' head coach Jim Larranaga is the winningest coach in Mason history with 184 victories and also has the most CAA wins of any coach in league history with 124. He is 19 wins shy of 400 for his career.

GEORGIA STATE



Georgia State begins its first season under new head coach Rod Barnes, who was the Naismith Coach of the Year in 2001. Barnes was head coach at the University of Mississippi for eight years (1998-2006), where he guided the Rebels to a 141-109 record and four postseason berths, including a trip to the NCAA Sweet 16.

Junior guard Leonard Mendez had a breakout season in 2006-07, ranking 13th in the CAA in scoring (13.8 ppg) and leading the league in 3-point FG percentage (47.5%). He scored in double figures 24 times, including 19 of the Panthers' final 21 contests.

Junior forward Rashad Chase was third on the team in scoring (8.5 ppg) and 11th in the CAA in rebounding (5.9 rpg) a year ago. A former Georgia 4A Player of the Year, Chase made the CAA All-Rookie team in 2005-06.

HOFSTRA



Hofstra has averaged 23 victories over the past three seasons and has earned three consecutive berths in the Postseason NIT. The Pride has also gone 40-14 in CAA play over the last three years.

Senior guard Antoine Agudio ranks eighth on Hofstra's career scoring list with 1,664 points and is on pace to become the Pride's all-time leading scorer. The first-team All-CAA guard is third among all active Division I players in career points, trailing only VMI's Reggie Williams and Utah State's Jaycee Carroll.

Agudio is Hofstra's career leader in three-pointers with 273 and broke his own single-season record with 100 treys in 2006-07. He also ranks seventh on the CAA career three-pointers list and has a chance to break the league record of 371 held by UNC Wilmington's Brett Blizzard.

JAMES MADISON



James Madison is the only team in the CAA to return four players who averaged double figures in scoring last season - Juwann James (13.0 ppg), Terrance Carter (12.8 ppg), Pierre Curtis (11.4 ppg) and Joe Posey (10.1 ppg).

The Dukes will be helped by the addition of junior guard Abdulai Jalloh, who earned 2nd team All-Atlantic 10 honors after scoring 15.0 ppg for Saint Joseph's in 2005-06, and sophomore forward Dazzmond Thornton, who played his freshman season at Texas Tech.

Junior forward Juwann James has ranked among the top 20 in the CAA in scoring, rebounding and FG percentage in each of his first two seasons at JMU. He has scored double digits in 43 of his 57 career contests.

CAA TEAM NOTES

UNC WILMINGTON



UNC Wilmington welcomes back senior guard T.J. Carter, who missed last season due to hernia problems after averaging a team-high 13.6 ppg and making the All-CAA third team in 2005-06. Carter was the MVP of the 2006 CAA Tournament after averaging 17.3 ppg and 7.3 rpg over the three games.

Senior center Vladimir Kuljanin paced the Seahawks in scoring (13.6 ppg) and rebounding (7.1 rpg) a year ago and ranked fourth in Division I in FG percentage at 66.2%. Kuljanin was a member of the Canadian team at the Pan American Games this summer.

UNCW slipped to 7-22 overall last season, but has been the most dominant program in the CAA over the past decade. The Seahawks have won four CAA titles and made five post-season appearances in the last eight years.

NORTHEASTERN



Sophomore guard Matt Janning was chosen as the CAA Rookie of the Year in 2006-07 after leading all CAA freshmen in scoring with 11.6 ppg. Janning, who was among the league's top 15 in assists (90) and 3-pointers (55), also was named to the Mid-Major Freshman All-America team by *CollegeInsider.com*.

Northeastern got off to a 3-12 start against a difficult schedule in its first season under coach Bill Coen, but battled back to win six of its final eight games and finish in a tie for fifth in CAA play at 9-9.

The Huskies should be helped by a pair of Division I transfers who sat out last season. Junior forward Chris Alvarez started 29 games during two seasons at the University of Dayton, while sophomore center Nkem Ojougboh averaged 6.8 ppg during one season at Texas-San Antonio.

OLD DOMINION



Old Dominion has averaged 25 wins over the past three seasons and has made three consecutive post-season appearances (2 NCAA Tournaments, 1 NIT). The 75 victories are the most-ever for the Monarchs over a three-year period.

Senior guard Brandon Johnson made the CAA All-Defensive team last season after making 69 steals and ranking 37th in the nation in thefts (2.1 spg). With 147 career steals, Johnson is just seven shy of moving into the top 10 in ODU history in that category.

ODU defeated eventual Final Four participant Georgetown 75-62 last November. It was the Monarchs' first victory over a ranked opponent since 1995 and was the Hoyas' first loss in McDonough Arena in 24 years.

TOWSON



Towson's 15 victories last season were the most for the team in 11 years.

Senior guard C.C. Williams led the Tigers and ranked fifth in the CAA with 4.1 assists per game in 2006-07. Williams set a new Towson single-game record for assists last season when he dished out 14 in a 92-65 victory over Georgia State on Feb. 10.

Senior forward Tommy Breaux is the top returning shot blocker in the CAA after ranking second in the league with 2.1 rejections per game. In his first season with the Tigers, he contributed 5.9 points and 4.5 rebounds per game. Breaux is also a wide receiver on the Towson football team.

VCU



VCU set a school record for overall wins with 28 and broke the CAA mark for conference victories in a season with 16. The 28 wins matched the second-highest total ever for a CAA team, trailing only Navy's 30-5 squad in 1985-86.

Junior guard Eric Maynor dished out a school-record 224 assists last season, which was the sixth-highest season total in CAA history. Maynor led the league and ranked fifth in the nation with 6.4 assists per game. He was also named to the national All-Defensive second team by *Rivals.com*.

In his first season with the Rams, Anthony Grant was selected as the CAA Coach of the Year and the Coach of the Year in the state of Virginia by the *Richmond Times-Dispatch*.

WILLIAM & MARY



William and Mary returns four starters from last year's team that went 15-15 overall and 8-10 in the CAA. The 15 wins and eight conference victories were the most for the Tribe since 1997-98.

Senior guard Nathan Mann has led William and Mary in three-pointers made for the past two seasons and enters his senior campaign ranked fifth on the team's career treys list with 142.

Junior forward Alex Smith played on Panama's national team at the Pan American Games this summer. Smith contributed 5.5 ppg and 3.6 rpg as the Tribe's top frontcourt reserve a year ago.

DELAWARE "Blue Hens"



Herb Courtney



Brian Johnson



Monté Ross

Quick Facts

Location: Newark, Del.
Date Founded: 1743
Enrollment: 16,000
President: Dr. Patrick E. Harker
Athletic Dir.: Edgar Johnson
Colors: Royal Blue and Gold
Home Court: Bob Carpenter Center (5,000)
NCAA Tourn. Appearances: 4 (most recent: 1999)
NIT Appearances: 1 (most recent: 2000)
2006-07 Overall Record: 5-26
2006-07 CAA Record (Finish): 3-15 (12th)

Coaching Staff

Head Coach: Monté Ross (Winston-Salem State '92)
Overall Record: 5-26 (1 year)
Record at UD: 5-26 (1 year)
Assistants: R.C. Kehoe
 Stephen Stewart
 Jeff Rafferty

Media Contact

Assistant SID/MBK Contact: Kevin Tritt
Office Phone: 302-831-2186
Cell Phone: 302-602-0641
E-Mail Address: ktritt@udel.edu
Website: www.udel.edu/sportsinfo

Team Information

Starters Returning (5):
 Herb Courtney, 6-7, Sr., F 18.1 ppg, 8.0 rpg
2nd team All-CAA
 10.4 ppg, 4.5 rpg
 Sam McMahon, 6-5, Sr., G 9.6 ppg, 4.2 apg
 Brian Johnson, 5-10, So., G **CAA All-Rookie**
 6.3 ppg, 2.9 rpg
 Darrell Johnson, 6-4, So., G 2.7 ppg, 3.1 rpg
 Henry Olawoye, 6-8, Sr., F

Other Top Returnees:
 None

Key Losses:
 Calvin Cannon, G 9.6 ppg, 2.2 rpg
 Chris Prothro, G 1.6 ppg, 1.3 rpg

2007-08 Delaware Roster

No.	Name	Pos.	Cl.	Ht.	Wt.	Hometown/Previous School
10	Pau Geli	F	Jr.	6-9	220	Girona, Spain/Montessori-Palau
14	Brian Johnson	G	So.	5-10	185	Annapolis, Md./Mt. St. Joseph's/Winchendon Prep
15	Herb Courtney	F	Sr.	6-7	200	Horsham, Pa./Hatboro-Horsham
23	Darrell Johnson	G	So.	6-4	190	New Castle, Del./Howard
25	Sam McMahon	G	Sr.	6-5	210	Lohman, Mo./Jefferson City/Bridgton Acad.
33	Henry Olawoye	F	Sr.	6-8	230	Woonsocket, R.I./St. Mark's Prep (R.I.)
34	Marc Egerson	G	Jr.	6-6	237	Wilmington, Del./Glasgow/Georgetown
44	Jim Ledsome	F	Jr.	6-9	225	Severna Park, Md./Severna Park/Nebraska
	D.J. Boney	G	Fr.	6-5	205	Wilmington, Del./Tatnall
	Marco Cooper	F	Fr.	6-7	200	Freeport, Bahamas/Sagemont School (Fla.)
	Alphonso Dawson	G	Fr.	6-4	200	Harrisburg, Pa./Harrisburg
	Edwin Santiago	G	Fr.	6-2	165	Wilmington, Del./Sanford

DREXEL "Dragons"



Frank Elegar



Scott Rodgers



James 'Bruiser' Flint

Quick Facts

Location: Philadelphia, Pa.
Date Founded: 1891
Enrollment: 19,885
President: Dr. Constantine N. Papadakis
Athletic Dir.: Dr. Eric Zillmer
Colors: Navy Blue and Gold
Home Court: Daskalakis Athletic Ctr. (2,500)
NCAA Tourn. Appearances: 4 (most recent: 1996)
NIT Appearances: 5 (most recent: 2007)
2006-07 Overall Record: 23-9
2006-07 CAA Record (Finish): 13-5 (4th)

Coaching Staff

Head Coach: James "Bruiser" Flint (Saint Joseph's 87)
Overall Record: 192-146 (11 years)
Record at DU: 106-74 (6 years)
Assistants: Geoff Arnold
 Mike Connors
 Tony Chiles

Media Contact

Assistant AD/MBK Contact: Mike Tuberosa
Office Phone: 215-895-1591
Cell Phone: 267-258-3714
E-Mail Address: tuberosa@drexel.edu
Website: www.drexeldragons.com

Team Information

Starters Returning (2):
 Frank Elegar, 6-9, Sr., C 16.0 ppg, 6.7 rpg
 Scott Rodgers, 6-3, Jr., G 8.0 ppg, 2.7 rpg
2nd team All-CAA

Other Top Returnees:
 Tramayne Hawthorne, 6-0, Jr., G 7.3 ppg, 2.6 rpg
 Randy Oveneke, 6-7, Sr., F 3.6 ppg, 2.6 rpg
 Kenny Tribbett, 6-9, So., F 1.7 ppg, 1.4 rpg

Key Losses:
 Bashir Mason, G 11.2 ppg, 3.4 apg
 Dominick Mejia, G 11.8 ppg, 3.6 rpg
 Chaz Crawford, C 6.8 ppg, 9.3 rpg, 3.0 bpg
CAA Def. Player of Yr.

2007-08 Drexel Roster

No.	Name	Pos.	Cl.	Ht.	Wt.	Hometown/Previous School
0	Tramayne Hawthorne	G	Jr.	6-0	175	Steelton, Pa./Steelton-Highspire
1	Bobby Jordan	G	Jr.	6-0	175	Philadelphia, Pa./Roman Catholic
3	Scott Rodgers	G	Jr.	6-3	205	Philadelphia, Pa./Central
12	Rob Hampton	G	So.	6-4	195	Queens, N.Y./Christ the King
13	Yannick Formbor	F	So.	6-8	240	Roselle, N.J./St. Patrick's
14	Bill Lally	G	So.	6-0	170	Philadelphia, Pa./Roman Catholic
15	Frank Elegar	C	Sr.	6-9	220	Bronx, N.Y./St. Raymond's
25	Randy Oveneke	F	Sr.	6-7	220	Antwerpen, Belgium/Saint-Anna College
33	Evan Neisler	F	So.	6-8	210	Raleigh, N.C./Boston College
34	Lance Feurtado	G	So.	6-5	195	Uniondale, N.Y./Uniondale
42	Kenny Tribbett	F	So.	6-9	240	Berlin, N.J./Chester (Pa.)
	Gerald Coles	G	Fr.	5-11	160	New York, N.Y./St. Raymond's
	Jamie Harris	G	Fr.	5-10	165	New York, N.Y./Wings Academy
	Adrian Hynes-Guery	G	Fr.	6-4	185	Montreal, Canada/Dawson College

GEORGE MASON "Patriots"



Will Thomas



Folarin Campbell



Jim Larranaga

Quick Facts

Location:	Fairfax, Va.
Date Founded:	1957
Enrollment:	29,728
President:	Dr. Alan G. Merten
Athletic Dir.:	Tom O'Connor
Colors:	Green and Gold
Home Court:	Patriot Center (10,000)
NCAA Tourn. Appearances:	4 (most recent: 2006)
NIT Appearances:	3 (most recent: 2004)
2006-07 Overall Record:	18-15
2006-07 CAA Record (Finish):	9-9 (tie 5th)

Coaching Staff

Head Coach:	Jim Larranaga (Providence '71)
Overall Record:	381-290 (23 years)
Record at Mason:	184-119 (10 years)
Assistants:	Chris Caputo Mike Huger Eric Konkol

Media Contact

SID/MBK Contact:	Richard Coco
Office Phone:	703-993-3264
Cell Phone:	703-338-3194
E-Mail Address:	rcoco@gmu.edu
Website:	GoMason.com

Team Information

Starters Returning (5):	
Will Thomas, 6-7, Sr., F	13.3 ppg, 6.9 rpg
Folarin Campbell, 6-4, Sr., G/F	2nd team All-CAA 13.9 ppg, 3.9 rpg
Dre Smith, 6-0, Jr., G	3rd team All-CAA 8.0 ppg, 2.2 rpg
Darryl Monroe, 6-7, Sr., F	6.1 ppg, 3.9 rpg
Jordan Carter, 6-0, Sr., G	5.0 ppg, 2.9 rpg
Other Top Returnees:	
John Vaughan, 6-3, Jr., G	8.3 ppg, 2.8 rpg
Louis Birdsong, 6-6, So., F	3.3 ppg, 2.9 rpg
Chris Fleming, 6-7, Jr., F	1.5 ppg, 0.8 rpg
Jesus Urbina, 6-7, Sr., F	1.1 ppg, 2.5 rpg

Key Losses:	
Gabe Norwood, G	3.6 ppg, 2.1 rpg
Tim Burns, G	1.9 ppg, 0.4 rpg

2007-08 George Mason Roster

No.	Name	Pos.	Cl.	Ht.	Wt.	Hometown/Previous School
1	Dre Smith	G	Jr.	6-0	185	Houston, Tex./Cochise CC
2	Jordan Carter	G	Sr.	6-0	175	Indianapolis, Ind./Brebeuf Jesuit Prep.
13	Jesus Urbina	F	Sr.	6-7	235	Barquisimeto, Venezuela/Amelia (Va.) Acad.
20	Cameron Long	G	Fr.	6-4	177	Woodbridge, Va./Freedom
23	John Vaughan	G	Jr.	6-3	185	Laurel, Md./Laurel
25	Isaiah Tate	G	Fr.	6-3	200	Upper Marlboro, Md./DeMatha
32	Darryl Monroe	F	Sr.	6-7	260	Virginia Beach, Va./Central Florida CC
33	Louis Birdsong	F	So.	6-6	235	Baltimore, Md./Mount St. Joseph
34	Will Thomas	F	Sr.	6-7	230	Baltimore, Md./Mount St. Joseph
40	Chris Fleming	F	Jr.	6-7	240	Manassas, Va./Osborn Park
41	Vlad Moldoveanu	F	Fr.	6-10	206	Capital Heights, Md./St. John's College
42	Folarin Campbell	G/F	Sr.	6-4	205	Silver Spring, Md./Springbrook

GEORGIA STATE "Panthers"



Leonard Mendez



Rashad Chase



Rod Barnes

Quick Facts

Location:	Atlanta, Ga.
Date Founded:	1913
Enrollment:	28,000
President:	Dr. Carl Patton
Athletic Dir.:	Mary McElroy
Colors:	Blue and White
Home Court:	GSU Sports Arena (4,500)
NCAA Tourn. Appearances:	2 (most recent: 2001)
NIT Appearances:	1 (most recent: 2002)
2006-07 Overall Record:	11-20
2005-06 CAA Record (Finish):	5-13 (9th)

Coaching Staff

Head Coach:	Rod Barnes (Ole Miss '84)
Overall Record:	141-109 (8 years)
Record at GSU:	0-0 (First season)
Assistants:	Scepter Brownlee Eugene Harris

Media Contact

Associate AD/MBK Contact:	Allison George
Office Phone:	404-413-4031
Cell Phone:	678-595-7728
E-Mail Address:	athamg@langate.gsu.edu
Website:	www.GeorgiaStateSports.com

Team Information

Starters Returning (3):

Leonard Mendez, 6-4, Jr., G	13.8 ppg, 4.1 rpg
Rashad Chase, 6-7, Jr., F	8.5 ppg, 5.9 rpg
Deven Dickerson, 6-9, Sr., C	4.9 ppg, 4.6 rpg

Other Top Returnees:

Trae Goldston, 6-1, So., G	3.2 ppg, 0.7 rpg
Justin Billingslea, 6-8, Sr., F	2.3 ppg, 2.5 rpg
Norman Mitchell, 6-4, So., G	2.2 ppg, 1.0 rpg

Key Losses:

Lance Perique, F	15.6 ppg, 5.0 rpg
Ryan McBride, G	6.2 ppg, 3.1 rpg
Ron Larris, G	5.0 ppg, 2.1 rpg

2007-08 Georgia State Roster

No.	Name	Pos.	Cl.	Ht.	Wt.	Hometown/Previous School
00	Jimmie Sutton	C	So.	6-10	250	Deerfield Beach, Fla./Central Fla. CC
4	Norman Mitchell	G	So.	6-4	180	Midfield, Ala./Midfield
11	Trae Goldston	G	So.	6-0	170	Stone Mountain, Ga./IMG Academy (Fla.)
12	Michael Moynihan	G	So.	6-1	170	Roswell, Ga./Centennial
14	Jihad Ali	G	Fr.	6-5	180	Atlanta, Ga./Martin Luther King
15	Rashad Chase	F	Jr.	6-7	225	Atlanta, Ga./Mays
21	Leonard Mendez	G	Jr.	6-4	170	Smyrna, Ga./Campbell
24	Ousman Krubally	F/G	So.	6-6	180	Atlanta, Ga./W.D. Muhammed
30	Kevin Lott	F	So.	6-7	210	Peachtree City, Ga./North Atlanta Prep
32	Justin Billingslea	F	Sr.	6-8	235	Lithia Springs, Ga./Lithia Springs
50	Deven Dickerson	C	Sr.	6-9	260	Richmond, Va./Henrico

HOFSTRA "Pride"



Zygis Sestokas



Antoine Agudio



Tom Pecora

Quick Facts

Location:	Hempstead, N.Y.
Date Founded:	1935
Enrollment:	13,000
President:	Stuart Rabinowitz
Athletic Dir.:	Jack Hayes
Colors:	Gold, White and Blue
Home Court:	Mack Sports Complex (5,047)
NCAA Tourn. Appearances:	4 (most recent: 2001)
NIT Appearances:	4 (most recent: 2007)
2006-07 Overall Record	22-10
2006-07 CAA Record (Finish)	14-4 (3rd)

Coaching Staff

Head Coach:	Tom Pecora (Adelphi '83)
Overall Record:	103-82 (6 years)
Record at HU:	103-82 (6 years)
Assistants:	Van Macon David Duke Michael Kelly

Media Contact

Assistant SID/MBK Contact:	Jeremy Kniffin
Office Phone:	516-463-6759
Cell Phone:	516-523-6185
E-Mail Address:	jeremy.kniffin@hofstra.edu
Website:	www.hofstra.edu/athletics

Team Information

Starters Returning (3):	
Antoine Agudio, 6-3, Sr., G	20.2 ppg, 4.0 rpg 1st team All-CAA
Zygis Sestokas, 6-5, Jr., G/F	6.8 ppg, 2.4 rpg
Mike Davis-Sabb, 6-7, Jr., F	3.2 ppg, 4.7 rpg

Other Top Returnees:

Arminas Urbutis, 6-8, Jr, F	3.2 ppg, 3.1 rpg
Greg Johnson, 6-0, Jr., G	2.3 ppg, 1.6 rpg

Key Losses:

Loren Stokes, G	20.3 ppg, 5.6 rpg CAA Player of the Year
Carlos Rivera, G	13.4 ppg, 3.9 apg

2007-08 Hofstra Roster

No.	Name	Pos.	Cl.	Ht.	Wt.	Hometown/Previous School
1	Nathaniel Lester	G/F	Fr.	6-4	190	Brooklyn, N.Y./Canarsie
3	Zygis Sestokas	G/F	Jr.	6-5	200	Vilnius Lithuania/Statesville (N.C.) Christian
12	Ryan Johnson	G/F	Sr.	6-4	215	Massapequa, NY/St. John the Baptist
13	Antoine Agudio	G	Sr.	6-3	190	Huntington Station, N.Y./Walt Whitman
15	Arminas Urbutis	F	Jr.	6-9	225	Kaunas, Lithuania/Montverde (Fla.) Academy
20	Greg Johnson	G	Jr.	6-0	190	Harlem, N.Y./Holderness (N.H.) School
22	Charles Jenkins	G	Fr.	6-3	220	Queens, N.Y./Springfield Gardens
23	Devon Peterson	G	Fr.	6-2	175	Brooklyn, N.Y./Lincoln
24	Darren Townes	F	Jr.	6-7	210	New York, N.Y./Manhattan Center/Globe Institute
25	Mantas Leonavicius	F	So.	6-7	220	Vilnius Lithuania/Statesville (N.C.) Christian
32	Greg Washington	F/C	Fr.	6-10	200	Brentwood, N.Y./Central Islip/Winchendon Prep
45	Mike Davis-Sabb	F	Jr.	6-7	240	Bronx, N.Y./All Hallows
55	Dane Johnson	F/C	Jr.	6-10	290	Brooklyn, N.Y./Robeson/Mt. San Jacinto College

JAMES MADISON "Dukes"



Juwann James



Terrance Carter



Dean Keener

Quick Facts

Location:	Harrisonburg, Va.
Date Founded:	1908
Enrollment:	16,900
President:	Dr. Linwood H. Rose
Athletic Dir.:	Jeff Bourne
Colors:	Purple and Gold
Home Court:	JMU Convocation Ctr. (7,156)
NCAA Tourn. Appearances:	4 (most recent: 1994)
NIT Appearances:	5 (most recent: 1993)
2006-07 Overall Record	7-23
2006-07 CAA Record (Finish)	4-14 (tie 10th)

Media Contact

SID/MBK Contact:	Gary Michael
Office Phone:	540-568-6154
Cell Phone:	540-430-1780
E-Mail Address:	michaegl@jmu.edu
Website	www.jmusports.com

Coaching Staff

Head Coach:	Dean Keener (Davidson '88)
Overall Record:	18-68 (3 years)
Record at JMU:	18-68 (3 years)
Assistants:	Michael Kelly Jon Babul Louis Rowe

Team Information

Starters Returning (4):	
Juwann James, 6-6, Jr., F	13.0 ppg, 5.3 rpg
Terrance Carter, 6-5, Sr., F	12.8 ppg, 6.9 rpg
Pierre Curtis, 6-3, So., G	11.4 ppg, 3.7 apg
	CAA All-Rookie
Kyle Swanston, 6-7, Jr., F	6.5 ppg, 2.6 rpg

Other Top Returnees:

Joe Posey, 6-5, Jr., G	10.1 ppg, 3.1 rpg
Gabriel Chami, 6-11, Sr., C	3.2 ppg, 1.7 rpg

Key Losses:

Colbey Santos, G	4.1 ppg, 3.5 rpg
JaQuan Bray, G	2.4 ppg, 0.6 rpg

2007-08 James Madison Roster

No.	Name	Pos.	Cl.	Ht.	Wt.	Hometown/Previous School
1	Kyle Swanston	F	Jr.	6-7	180	Spring Hill, Fla./Worcester Academy
3	Joe Posey	G	Jr.	6-5	200	Colonial Beach, Va./Notre Dame Academy
5	Pierre Curtis	G	So.	6-3	170	Denver, Colo./East/Charis (NC) Prep
11	Abdulai Jalloh	G	Jr.	6-1	190	District Heights, Md./Nat'l Christian Acad/Saint Joseph's
15	Gabriel Chami	C	Sr.	6-11	245	Cordoba, Argentina/New Hampton
21	Ben Thomas	F	Fr.	6-7	195	Auburn, Ala./Montrose (MD) Christian
22	Stephen Kendall	G	Fr.	6-4	185	Charlottesville, Va./Hargrave Military
31	Matt Parker	F	So.	6-8	220	Charlotte, N.C./Statesville Christian
33	Juwann James	F	Jr.	6-6	225	Jacksonville, Fla./Raines
34	Terrance Carter	F	Sr.	6-5	215	District Heights, Md./Largo/Southeastern (IA) CC
55	Dazzmond Thornton	F	So.	6-7	275	Denver, Colo./East/Texas Tech

UNC WILMINGTON "Seahawks"



T.J. Carter



Todd Hendley



Benny Moss

Quick Facts

Location:	Wilmington, N.C.
Date Founded:	1947
Enrollment:	12,000
President:	Dr. Rosemary DePaolo
Athletic Dir.:	Kelly Mehrtens
Colors:	Teal, Gold and Navy Blue
Home Court:	Trask Coliseum (6,100)
NCAA Tourn. Appearances:	4 (most recent: 2006)
NIT Appearances:	2 (most recent: 2001)
2006-07 Overall Record:	7-22
2006-07 CAA Record (Finish):	4-14 (Tied 10th)

Coaching Staff

Head Coach:	Benny Moss (UNC Charlotte '92)
Overall Record:	7-22 (1 year)
Record at UNCW:	7-22 (1 year)
Assistants:	Joe Redmond Justin Furr

Media Contact

Associate AD/MBK Contact:	Joe Browning
Office Phone:	910-962-3236
Cell Phone:	910-352-0628
E-Mail Address:	browningj@uncw.edu
Website:	www.uncwsports.com

Team Information

Starters Returning (3):

Todd Hendley, 6-9, Sr., F	11.1 ppg, 4.1 rpg
Montez Downey, 6-5, So., F	8.1 ppg, 2.8 rpg
Darryl Felder, 6-3, So., G	3.9 ppg, 1.6 rpg

Other Top Returnees:

T.J. Carter, 6-3, Sr., G	13.6 ppg, 4.1 rpg*
3rd team All-CAA*	
Vladimir Kuljanin, 6-10, Sr., C	13.6 ppg, 7.1 rpg
Daniel Fountain, 6-4, Sr., G	10.0 ppg, 3.2 rpg
Josh Sheets, 6-4, So., G	1.7 ppg, 1.0 rpg
Darion Jeralds, 6-1, So., G	0.7 ppg, 0.8 rpg
* 2005-06 stats - missed last season due to injury	

Key Losses:

Temi Soyebo, G	7.2 ppg, 5.9 rpg
Dejan Grkovic, F	3.9 ppg, 4.4 rpg

2007-08 UNC Wilmington Roster

No.	Name	Pos.	Cl.	Ht.	Wt.	Hometown/Previous School
0	Marlo Davis	G	Jr.	6-0	165	Toronto, Canada/Lake Region State JC
1	Montez Downey	G	So.	6-5	230	Oxford, N.C./Bishop McGuiness
2	T.J. Carter	G	Sr.	6-3	200	Mechanicsville, Md./Chopticon
3	Darion Jeralds	G	So.	6-1	160	Winston-Salem, N.C./West Forsyth
4	Daniel Fountain	G	Sr.	6-4	210	Woodbridge, Va./Woodbridge
5	Chad Tomko	G	Fr.	5-11	165	Charlotte, N.C./Independence
12	Josh Sheets	G	So.	6-4	200	Raleigh, N.C./Charis Prep
21	Dominique Lacy	F	Fr.	6-7	200	Florence, S.C./Wilson
30	Daryl Felder	G	So.	6-3	180	Powder Springs, Ga./Diamond Bar
32	Vladimir Kuljanin	C	Sr.	6-10	265	Toronto, Canada/Forest Hills Collegiate
34	Rob Sikes	F	Fr.	6-9	245	St. Martin/Ocean Springs (Miss.)
41	Todd Hendley	F	Sr.	6-9	235	Sanford, N.C./Sanford/Wake Forest
54	Jayson Aycock	C	Fr.	6-10	210	Wilmington, N.C./Cape Fear Academy

NORTHEASTERN "Huskies"



Matt Janning



Manny Adako



Bill Coen

Quick Facts

Location:	Boston, Mass.
Date Founded:	1898
Enrollment:	14,492
President:	Dr. Joseph Aoun
Athletic Dir.:	Peter Roby
Colors:	Red and Black
Home Court:	Matthews Arena (6,000)
NCAA Tourn. Appearances:	7 (most recent: 1991)
NIT Appearances:	1 (most recent: 2005)
2006-07 Overall Record:	13-19
2006-07 CAA Record (Finish):	9-9 (tie 5th)

Coaching Staff

Head Coach:	Bill Coen (Hamilton College '83)
Overall Record:	13-19 (1 year)
Record at NU:	13-19 (1 year)
Assistants:	Thomas Murphy Jim McCarthy Todd Townsend

Media Contact

Assistant SID/MBK Contact:	Thomas Chen
Office Phone:	617-373-4154
Cell Phone:	914-843-7185
E-Mail Address:	chen@gonu.com
Website:	www.GoNU.com

Team Information

Starters Returning (2):	
Matt Janning, 6-4, So., G/F	11.6 ppg, 4.5 rpg
Manny Adako, 6-8, So., F	CAA Rookie of the Year 5.3 ppg, 4.0 rpg

Other Top Returnees:

Eugene Spates, 6-8, Jr., F	7.7 ppg, 3.3 rpg
Mark Washington, 6-7, Sr., F/C	1.8 ppg, 2.8 rpg
Baptiste Bataille, 5-10, So., G	0.7 ppg, 0.9 rpg

Key Losses:

Bennet Davis, F	15.0 ppg, 6.6 rpg
Bobby Kelly, G	3rd team All-CAA 11.1 ppg, 3.5 rpg
Adrian Martinez, G	9.3 ppg, 2.2 rpg

2007-08 Northeastern Roster

No.	Name	Pos.	Cl.	Ht.	Wt.	Hometown/Previous School
2	Chris Alvarez	F	Jr.	6-8	235	Miami, Fla./Blair Academy/Dayton
15	Brian McDonald	G	So.	6-2	170	Southbury, Conn./Pomperaug
20	Matt Smith	G/F	Jr.	6-6	200	Littleton, Mass./Lawrence Acad./Northfield Mt. Hermon
23	Matt Janning	G/F	So.	6-4	175	Watertown, Minn./Watertown-Mayer
24	Eugene Spates	F	Jr.	6-8	215	Dallas, Texas/Hillcrest/Collin County CC
25	Baptiste Bataille	G	So.	5-10	175	Ferri, France/Community Christian
32	Manny Adako	F	So.	6-8	230	Decatur, Ga./Towers/Winchendon Prep
50	Mark Washington	F/C	Sr.	6-7	235	Raceland, La./Central Lafourche
54	Nkem Ojougboh	C	So.	6-9	215	Scottsdale, Ariz./Christian Acad./UT-San Antonio
	Chaisson Allen	G	Fr.	6-4	180	Murfreesboro, Tenn./Oakland
	Allen Aragbaye	G	Fr.	6-4	165	Moreno Valley, Calif./Worcester Academy
	Ben Felix	C	Fr.	6-11	230	Mill Bay, British Columbia/Berkshire School

OLD DOMINION "Monarchs"



Brian Henderson



Brandon Johnson



Blaine Taylor

Quick Facts

Location:	Norfolk, Va.
Date Founded:	1930
Enrollment:	21,500
President:	Dr. Roseann Runte
Athletic Dir.:	Dr. Jim Jarrett
Colors:	Slate Blue, Silver & Light Blue
Home Court:	Constant Convocation Center (8,600)
NCAA Tourn. Appearances:	9 (most recent: 2007)
NIT Appearances:	10 (most recent: 2006)
2006-07 Overall Record:	24-9
2006-07 CAA Record (Finish):	15-3 (2nd)

Coaching Staff

Head Coach:	Blaine Taylor (Montana '81)
Overall Record:	260-133 (13 years)
Record at ODU:	118-68 (6 years)
Assistants:	Jim Corrigan Rob Wilkes Travis DeCuire

Media Contact

SID/MBK Contact:	Carol Hudson, Jr.
Office Phone:	757-683-3372
Home Phone:	757-625-2061
E-Mail Address:	chudson@odu.edu
Website:	www.odusports.com

Team Information

Starters Returning (2):	
Brian Henderson, 6-5, Sr., G/F	9.4 ppg, 2.9 rpg
Brandon Johnson, 6-1, Sr., G	8.3 ppg, 4.6 rpg
	CAA All-Defense

Other Top Returnees:

Abdi Lidonde, 6-2, Sr., G	4.6 ppg, 2.0 rpg
Gerald Lee, 6-9, So., C	4.2 ppg, 3.3 rpg
Jonathan Adams, 6-6, Jr., F	3.0 ppg, 3.4 rpg
Marsharee Neely, 6-2, So., G	2.4 ppg, 0.7 rpg
Sam Harris, 7-3, Sr., C	1.7 ppg, 1.2 rpg

Key Losses:

Valdas Vasylius, F	15.6 ppg, 6.1 rpg
	1st team All-CAA
Drew Williamson, G	11.0 ppg, 4.3 rpg
	2nd team All-CAA
Arnaud Dahi, F	9.4 ppg, 6.3 rpg

2007-08 Old Dominion Roster

No.	Name	Pos.	Cl.	Ht.	Wt.	Hometown/Previous School
2	Ben Finney	G/F	Fr.	6-5	220	Portsmouth, Va./Norcom/Hargrave Military
3	Darius James	G	Fr.	6-1	170	Virginia Beach, Va./Tallwood
4	Brandon Johnson	G	Jr.	6-1	180	Orlando, Fla./Edgewater
10	Etoile Imama	G	Fr.	6-3	195	Montreal, Canada/Champlain St. Lambert
11	Abdi Lidonde	G	Sr.	6-2	203	Sutton, Mass./St. Andrews
12	Gerald Lee	F	So.	6-9	225	Uusikaupunki, Finland/Korihait
20	Brian Henderson	G	Jr.	6-4	200	Richmond, Va./Varina
21	Frank Hassell	F	Fr.	6-8	235	Chesapeake, Va./Indian River
23	Marsharee Neely	G	So.	6-2	180	Greensboro, N.C./Page
24	Kent Bazemore	G/F	Fr.	6-5	195	Windsor, N.C./Bertie
30	Sam Harris	C	Sr.	7-3	283	Newnham, Tasmania, Australia/Lake Ginninderra Coll.
33	Keyon Carter	F	Fr.	6-8	215	Palm Beach Gardens, Fla./W.T. Dwyer
34	Jonathan Adams	F	Jr.	6-6	220	Ringgold, Ga./Baylor (Tenn.)

TOWSON "Tigers"



C.C. Williams



Tommy Breaux



Pat Kennedy

Quick Facts

Location:	Towson, Md.
Date Founded:	1866
Enrollment:	18,011
President:	Dr. Robert Caret
Athletic Dir.:	Mike Hermann
Colors:	Gold, White and Black
Home Court:	Towson Center (5,000)
NCAA Tourn. Appearances:	2 (most recent: 1991)
NIT Appearances:	0
2006-07 Overall Record:	15-17
2006-07 CAA Record (Finish):	8-10 (tie 7th)

Coaching Staff

Head Coach:	Pat Kennedy (King's College '75)
Overall Record:	449-367 (27 years)
Record at TU:	33-56 (3 years)
Assistants:	Eric Skeeters Jay Eck Jim Meil

Media Contact

Assistant AD/MBK Contact:	Peter Schlehr
Office Phone:	410-704-2232
Home Phone:	410-838-9221
E-Mail Address:	pschlehr@towson.edu
Website:	www.towsontigers.com

Team Information

Starters Returning (3):	
C.C. Williams, 6-1, Sr., G	6.0 ppg, 4.1 apg
Tommy Breaux, 6-9, Sr., F	5.9 ppg, 4.5 rpg
Jonathan Pease, 6-6, Sr., F	4.3 ppg, 2.7 rpg

Other Top Returnees:

Tim Crossin, 6-2, Jr., G	3.9 ppg, 1.6 rpg
Rocky Coleman, 6-4, Jr., G	3.4 ppg, 1.6 rpg
Rodney Spruill, 6-4, So., F	3.7 ppg, 1.8 rpg

Key Losses:

Gary Neal, G	25.3 ppg, 4.2 rpg
Dennard Abraham, F	1st team All-CAA 11.2 ppg, 6.3 rpg
Winstonn Tubbs, F	5.5 ppg, 4.7 rpg

2007-08 Towson Roster

No.	Name	Pos.	Cl.	Ht.	Wt.	Hometown/Previous School
1	C.C. Williams	G	Sr.	6-1	170	Clinton, N.C./Clinton/Brunswick (N.C.) CC
2	Tony Durant	F	Jr.	6-8	230	Forrestville, Md./Suitland/Butler (Kan.) CC
3	Tim Crossin	G	Jr.	6-2	170	Wilkes-Barre, Pa./Bishop O'Reilly
4	Rocky Coleman	G	Jr.	6-3	185	Baltimore, Md./Walbrook
5	Vernon Carr	G	Jr.	6-1	175	Detroit, Mich./Detroit Redford/Pensacola (Fla.) JC
12	Tommy Breaux	F	Sr.	6-9	210	Randallstown, Md./Randallstown/Blinn (Tex.) CC
15	Ricardo Brown	F	Fr.	6-5	220	Harrisburg, Pa./Harrisburg
21	Rodney Spruill	F	So.	6-4	210	Baltimore, Md./Walbrook
23	Josh Thornton	G	So.	6-1	175	Rochester, N.Y./Caesar Rodney/Georgetown
24	Junior Hairston	F	Jr.	6-8	195	Salisbury, N.C./West Rowan/Coll. of Charleston
33	Jonathan Pease	F	Sr.	6-6	190	Mechanicsville, Md./Chopicon
34	Sean Raboin	F	Sr.	6-7	204	Mexico, Mo./Mexico
40	Ryan Kannegieter	G	Jr.	6-2	180	Littleton, Colo./Chatfield/Broome (N.Y.) CC

VCU "Rams"



Eric Maynor



Wil Fameni



Anthony Grant

Quick Facts

Location:	Richmond, Va.
Date Founded:	1838
Enrollment:	29,225
President:	Dr. Eugene P. Trani
Athletic Dir.:	Norwood Teague
Colors:	Black and Gold
Home Court:	Alltel Pavilion at Stuart C. Siegel Center (7,500)
NCAA Tourn. Appearances:	8 (most recent: 2007)
NIT Appearances:	4 (most recent: 2005)
2006-07 Overall Record:	28-7
2006-07 CAA Record (Finish):	16-2 (1st)

Coaching Staff

Head Coach:	Anthony Grant (Dayton '87)
Overall Record:	28-7 (1 year)
Record at VCU:	28-7 (1 year)
Assistants:	Tony Pujol John Brannen Allen Edwards

Media Contact

Asst SID/MBK Contact:	Chris Kowalczyk
Office Phone:	804-828-8818
Cell Phone:	330-348-6869
E-Mail Address:	ckowalczyk@vcu.edu
Website:	vcuathletics.com

Team Information

Starters Returning (3):
Eric Maynor, 6-2, Jr., G 13.9 ppg, 6.4 apg
1st team All-CAA

Wil Fameni, 6-7, Sr., F 8.9 ppg, 5.4 rpg
Michael Anderson, 6-7, Sr., F 6.4 ppg, 4.9 rpg

Other Top Returnees:
Jamal Shuler, 6-3, Sr., G 8.6 ppg, 2.1 rpg
T.J. Gwynn, 6-4, So., F 4.8 ppg, 2.7 rpg
CAA All-Rookie
Franck Ndongo, 6-7, So., F 1.2 ppg, 1.3 rpg

Key Losses:
B.A. Walker, G 14.8 ppg, 2.9 rpg
2nd team All-CAA
Jesse Pellot-Rosa, G 13.3 ppg, 4.5 rpg
3rd team All-CAA
Calvin Roland, C 2.9 ppg, 1.8 rpg

2007-08 VCU Roster

No.	Name	Pos.	Cl.	Ht.	Wt.	Hometown/Previous School
1	Larry Sanders	F	Fr.	6-9	210	Fort Pierce, Fla./Port St. Lucie
2	Wil Fameni	F	Sr.	6-7	240	Douala, Cameroon/Amelia Acad./Arizona State
3	Eric Maynor	G	Jr.	6-2	165	Raeford, N.C./Westover
4	Gerard Smith	G	Fr.	5-10	160	Windermere, Fla./Timber Creek
5	Brandon Rozzell	G	Fr.	6-2	170	Richmond, Va./Highland Springs
11	Kirill Pishchalnikov	F	So.	6-8	240	Maykop, Russia/MGGTK AGU
12	Joey Rodriguez	G	Fr.	5-10	160	Oviedo, Fla./Lake Howell
15	Michael Anderson	F	Sr.	6-7	190	Virginia Beach, Va./Landstown
21	Franck Ndongo	F	So.	6-7	215	Cameroon, Africa/Montverde (Fla.) Academy
23	Lance Kearse	F	Fr.	6-6	225	Fort Myers, Fla./Fort Myers
24	Jamal Shuler	G	Sr.	6-3	180	Jacksonville, N.C./Jacksonville
32	Myk Brown	F	Fr.	6-4	200	Gainesville, Fla./P.K. Yonge
42	T.J. Gwynn	F	So.	6-4	190	Burlington, N.C./Cummings
50	Ed Nixon	G	Fr.	6-3	190	St. Petersburg, Fla./Lakewood

WILLIAM AND MARY "Tribe"

Tribe



Nathan Mann



Laimis Kisielius



Tony Shaver

Quick Facts

Location:	Williamsburg, Va.
Date Founded:	1693
Enrollment:	5,700
President:	Gene R. Nichol
Athletic Dir.:	Terry Driscoll
Colors:	Green, Gold and Silver
Home Court:	Kaplan Arena at William and Mary Hall (8,600)
NCAA Tourn. Appearances:	0
NIT Appearances:	1 (most recent: 1983)
2006-07 Overall Record:	15-15
2006-07 CAA Record (Finish):	8-10 (tie 7th)

Coaching Staff

Head Coach:	Tony Shaver (North Carolina '76)
Overall Record:	396-198 (21 years)
Record at W&M:	38-77 (4 years)
Assistants:	Dee Vick Antwon Jackson Ben Wilkins

Media Contact

Associate SID/MBK Contact:	Kris Sears
Office Phone:	757-221-3368
Cell Phone:	765-860-1205
E-Mail Address:	kasear@wm.edu
Website:	www.TribeAthletics.com

Team Information

Starters Returning (4):	
Laimis Kisielius, 6-8, Sr., F	11.3 ppg, 3.8 rpg
Nathan Mann, 6-2, Sr., G	9.1 ppg, 3.4 rpg
David Schneider, 6-3, So., G	8.1 ppg, 3.5 rpg
	CAA All-Rookie
Peter Stein, 6-9, Jr., F	5.7 ppg, 3.2 rpg

Other Top Returnees:

Alex Smith, 6-5, Jr., F	5.5 ppg, 3.6 rpg
Kyle Carrabine, 6-7, Sr., G	3.5 ppg, 1.7 rpg
Chris Darnell, 6-9, Jr., F	1.9 ppg, 1.8 rpg

Key Losses:

Adam Payton, G	13.8 ppg, 4.0 rpg
	3rd team All-CAA
Adam Trumbower, G	2.1 ppg, 1.7 rpg

2007-08 William & Mary Roster

No.	Name	Pos.	Cl.	Ht.	Wt.	Hometown/High School
00	Steven Hess	F	So.	6-10	235	Charlotte, N.C./Gaston Day School
2	David Schneider	G	So.	6-3	175	Phoenix, Ariz./Brophy Prep
4	Alex Smith	F	Jr.	6-5	250	Greenville, S.C./Oak Hill Academy (Va.)
11	Nathan Mann	G	Sr.	6-2	190	Overland Park, Kan./St. Thomas Aquinas
12	Marcus Barnett	G	Sr.	6-2	195	Hampton, Va./Phoebus
13	Laimis Kisielius	F	Sr.	6-8	225	Vilnius, Lithuania/Miller School (Va.)
15	Peter Stein	F	Jr.	6-9	235	Houston, Texas/Westbury Christian
20	Kyle Carrabine	G	Sr.	6-7	210	Naperville, Ill./Neuqua Valley
22	Danny Sumner	F	So.	6-7	205	Fairfax, Va./Paul VI
23	Chris Darnell	F	Jr.	6-9	235	Fredericksburg, Va./North Stafford
25	Chris Stratton	F	Sr.	6-6	205	Burke, Va./Lake Braddock
31	Matt McFadden	G	Fr.	6-2	175	Medford, N.J./Shawnee
	Marcus Kitts	F	Fr.	6-9	210	Holly Springs, N.C./Middle Creek
	Vali Lazarescu	G	Fr.	6-4	190	Brossard, Quebec/Champlain St. Lambert
	John Sexton	G	Fr.	6-3	180	Myrtle, Miss./West Union
	Nils-Paul Skara	G	Fr.	6-1	195	Kolsas, Norway/Norwegian Coll. of Elite Sport

**2006-07 Colonial Athletic Association Men
CONFERENCE BASKETBALL STATISTICS
FINAL (All games)**

SCORING OFFENSE

## Team	G	W-L	Pts	Avg/G
1.VCU.....	35	28-7	2626	75.0
2.Hofstra.....	32	22-10	2339	73.1
3.Old Dominion.....	33	24-9	2290	69.4
4.Towson.....	32	15-17	2175	68.0
5.Drexel.....	32	23-9	2127	66.5
6.UNC Wilmington.....	29	7-22	1871	64.5
7.Georgia State.....	31	11-20	1993	64.3
8.James Madison.....	30	7-23	1919	64.0
9.William & Mary.....	30	15-15	1906	63.5
10.George Mason.....	33	18-15	2090	63.3
11.Northeastern.....	32	13-19	1990	62.2
12.Delaware.....	31	5-26	1874	60.5

SCORING DEFENSE

## Team	G	Pts	Avg/G
1.George Mason.....	33	1951	59.1
2.Drexel.....	32	1939	60.6
3.Old Dominion.....	33	2046	62.0
4.William & Mary.....	30	1926	64.2
5.VCU.....	35	2298	65.7
6.Northeastern.....	32	2127	66.5
7.Towson.....	32	2173	67.9
8.Hofstra.....	32	2232	69.8
9.Delaware.....	31	2164	69.8
10.UNC Wilmington.....	29	2057	70.9
11.Georgia State.....	31	2226	71.8
12.James Madison.....	30	2178	72.6

SCORING MARGIN

## Team	G	OFF	DEF	Margin
1.VCU.....	35	75.0	65.7	+9.4
2.Old Dominion.....	33	69.4	62.0	+7.4
3.Drexel.....	32	66.5	60.6	+5.9
4.George Mason.....	33	63.3	59.1	+4.2
5.Hofstra.....	32	73.1	69.8	+3.3
6.Towson.....	32	68.0	67.9	+0.1
7.William & Mary.....	30	63.5	64.2	-0.7
8.Northeastern.....	32	62.2	66.5	-4.3
9.UNC Wilmington.....	29	64.5	70.9	-6.4
10.Georgia State.....	31	64.3	71.8	-7.5
11.James Madison.....	30	64.0	72.6	-8.6
12.Delaware.....	31	60.5	69.8	-9.4

FREE THROW PERCENTAGES

## Team	G	FTM	FTA	Pct
1.Towson.....	32	454	617	.736
2.VCU.....	35	580	797	.728
3.Old Dominion.....	33	479	663	.722
4.Delaware.....	31	402	560	.718
5.Hofstra.....	32	485	697	.696
6.UNC Wilmington.....	29	315	453	.695
7.Northeastern.....	32	360	518	.695
8.William & Mary.....	30	384	554	.693
9.Drexel.....	32	497	724	.686
10.James Madison.....	30	405	606	.668
11.Georgia State.....	31	443	675	.656
12.George Mason.....	33	319	496	.643

FIELD GOAL PERCENTAGES

## Team	G	FG	FGA	Pct
1.George Mason.....	33	790	1708	.463
2.VCU.....	35	901	1971	.457
3.Hofstra.....	32	799	1759	.454
4.Towson.....	32	766	1712	.447
5.Drexel.....	32	725	1644	.441
6.William & Mary.....	30	661	1516	.436
7.James Madison.....	30	674	1546	.436
8.Old Dominion.....	33	788	1828	.431
9.Georgia State.....	31	685	1595	.429
10.UNC Wilmington.....	29	681	1629	.418
11.Northeastern.....	32	695	1690	.411
12.Delaware.....	31	639	1580	.404

FIELD GOAL PCT DEFENSE

## Team	G	FG	FGA	Pct
1.Drexel.....	32	674	1677	.402
2.George Mason.....	33	698	1698	.411
3.Old Dominion.....	33	716	1737	.412
4.William & Mary.....	30	682	1579	.432
5.Towson.....	32	744	1706	.436
6.Hofstra.....	32	766	1745	.439
7.Georgia State.....	31	807	1814	.445
8.UNC Wilmington.....	29	690	1546	.446
9.Northeastern.....	32	785	1758	.447
10.VCU.....	35	814	1797	.453
11.Delaware.....	31	765	1598	.479
12.James Madison.....	30	746	1504	.496

3-POINT FIELD GOAL PERCENTAGES

## Team	G	FG	FGA	Pct
1.Hofstra.....	32	256	621	.412
2.VCU.....	35	244	609	.401
3.Georgia State.....	31	180	495	.364
4.Northeastern.....	32	240	674	.356
5.Old Dominion.....	33	235	678	.347
6.George Mason.....	33	191	559	.342
7.James Madison.....	30	166	493	.337
8.Drexel.....	32	180	543	.331
9.Delaware.....	31	194	589	.329
10.William & Mary.....	30	200	624	.321
11.Towson.....	32	189	603	.313
12.UNC Wilmington.....	29	194	621	.312

3-POINT FIELD GOAL PCT DEFENSE

## Team	G	FG	FGA	Pct
1.Hofstra.....	32	189	585	.323
2.William & Mary.....	30	197	609	.323
3.UNC Wilmington.....	29	190	587	.324
4.Drexel.....	32	158	481	.328
5.Georgia State.....	31	221	662	.334
6.Old Dominion.....	33	206	615	.335
7.Towson.....	32	229	683	.335
8.George Mason.....	33	217	634	.342
9.Northeastern.....	32	169	485	.348
10.VCU.....	35	206	578	.356
11.Delaware.....	31	198	524	.378
12.James Madison.....	30	258	625	.413

**2006-07 Colonial Athletic Association Men
CONFERENCE BASKETBALL STATISTICS
FINAL (All games)**

REBOUNDING OFFENSE

## Team	G	Reb	Avg/G
1.Old Dominion.....	33	1208	36.6
2.UNC Wilmington.....	29	1027	35.4
3.Drexel.....	32	1082	33.8
4.Georgia State.....	31	1047	33.8
5.VCU.....	35	1165	33.3
6.Hofstra.....	32	1059	33.1
7.George Mason.....	33	1077	32.6
8.Towson.....	32	1033	32.3
9.William & Mary.....	30	963	32.1
10.Northeastern.....	32	967	30.2
11.James Madison.....	30	902	30.1
12.Delaware.....	31	890	28.7

REBOUNDING DEFENSE

## Team	G	Reb	Avg/G
1.George Mason.....	33	1001	30.3
2.James Madison.....	30	937	31.2
3.VCU.....	35	1122	32.1
4.William & Mary.....	30	964	32.1
5.Old Dominion.....	33	1074	32.5
6.Drexel.....	32	1042	32.6
7.UNC Wilmington.....	29	966	33.3
8.Towson.....	32	1080	33.8
9.Hofstra.....	32	1081	33.8
10.Delaware.....	31	1076	34.7
11.Georgia State.....	31	1092	35.2
12.Northeastern.....	32	1148	35.9

REBOUNDING MARGIN

## Team	G	TEAM	Avg	OPP	Avg Margin	
1.Old Dominion.....	33	1208	36.6	1074	32.5	+4.1
2.George Mason.....	33	1077	32.6	1001	30.3	+2.3
3.UNC Wilmington.....	29	1027	35.4	966	33.3	+2.1
4.Drexel.....	32	1082	33.8	1042	32.6	+1.2
5.VCU.....	35	1165	33.3	1122	32.1	+1.2
6.William & Mary.....	30	963	32.1	964	32.1	+0.0
7.Hofstra.....	32	1059	33.1	1081	33.8	-0.7
8.James Madison.....	30	902	30.1	937	31.2	-1.2
9.Georgia State.....	31	1047	33.8	1092	35.2	-1.5
10.Towson.....	32	1033	32.3	1080	33.8	-1.5
11.Northeastern.....	32	967	30.2	1148	35.9	-5.7
12.Delaware.....	31	890	28.7	1076	34.7	-6.0

BLOCKED SHOTS

## Team	G	Blocks	Avg/G
1.Drexel.....	32	159	4.97
2.Northeastern.....	32	128	4.00
3.Towson.....	32	126	3.94
4.Old Dominion.....	33	114	3.45
5.Georgia State.....	31	98	3.16
6.VCU.....	35	106	3.03
7.George Mason.....	33	85	2.58
8.Delaware.....	31	75	2.42
9.Hofstra.....	32	74	2.31
10.James Madison.....	30	63	2.10
11.William & Mary.....	30	58	1.93
12.UNC Wilmington.....	29	52	1.79

ASSISTS

## Team	G	Assists	Avg/G
1.Towson.....	32	472	14.75
2.Old Dominion.....	33	483	14.64
3.UNC Wilmington.....	29	419	14.45
4.George Mason.....	33	463	14.03
5.VCU.....	35	475	13.57
6.Northeastern.....	32	427	13.34
7.William & Mary.....	30	381	12.70
8.Drexel.....	32	396	12.38
9.Hofstra.....	32	379	11.84
10.James Madison.....	30	348	11.60
11.Georgia State.....	31	339	10.94
12.Delaware.....	31	334	10.77

STEALS

## Team	G	Steals	Avg/G
1.Drexel.....	32	267	8.34
2.VCU.....	35	268	7.66
3.Old Dominion.....	33	252	7.64
4.Towson.....	32	217	6.78
5.James Madison.....	30	181	6.03
6.George Mason.....	33	195	5.91
7.Hofstra.....	32	186	5.81
8.Georgia State.....	31	177	5.71
9.Delaware.....	31	169	5.45
10.William & Mary.....	30	160	5.33
11.UNC Wilmington.....	29	154	5.31
12.Northeastern.....	32	158	4.94

TURNOVER MARGIN

## Team	G	TEAM	Avg	OPP	Avg Margin	
1.VCU.....	35	394	11.3	575	16.4	+5.17
2.Old Dominion.....	33	406	12.3	476	14.4	+2.12
3.Drexel.....	32	441	13.8	483	15.1	+1.31
4.Hofstra.....	32	368	11.5	402	12.6	+1.06
5.Towson.....	32	408	12.8	423	13.2	+0.47
6.George Mason.....	33	405	12.3	406	12.3	+0.03
7.Delaware.....	31	400	12.9	400	12.9	+0.00
Northeastern.....	32	397	12.4	397	12.4	+0.00
9.James Madison.....	30	420	14.0	397	13.2	-0.77
10.William & Mary.....	30	423	14.1	382	12.7	-1.37
11.UNC Wilmington.....	29	449	15.5	357	12.3	-3.17
12.Georgia State.....	31	491	15.8	378	12.2	-3.65

ASSIST/TURNOVER RATIO

## Team	G	Asst	Avg Turn	Avg	Ratio	
1.VCU.....	35	475	13.6	394	11.3	1.21
2.Old Dominion.....	33	483	14.6	406	12.3	1.19
3.Towson.....	32	472	14.8	408	12.8	1.16
4.George Mason.....	33	463	14.0	405	12.3	1.14
5.Northeastern.....	32	427	13.3	397	12.4	1.08
6.Hofstra.....	32	379	11.8	368	11.5	1.03
7.UNC Wilmington.....	29	419	14.4	449	15.5	0.93
8.William & Mary.....	30	381	12.7	423	14.1	0.90
9.Drexel.....	32	396	12.4	441	13.8	0.90
10.Delaware.....	31	334	10.8	400	12.9	0.84
11.James Madison.....	30	348	11.6	420	14.0	0.83
12.Georgia State.....	31	339	10.9	491	15.8	0.69

**2006-07 Colonial Athletic Association Men
CONFERENCE BASKETBALL STATISTICS
FINAL (All games)**

OFFENSIVE REBOUNDS

## Team	G	No.	Avg/G
1.VCU.....	35	427	12.20
2.Old Dominion.....	33	400	12.12
3.UNC Wilmington.....	29	328	11.31
4.Hofstra.....	32	349	10.91
5.Georgia State.....	31	334	10.77
6.James Madison.....	30	322	10.73
7.Drexel.....	32	337	10.53
8.George Mason.....	33	327	9.91
9.Towson.....	32	312	9.75
10.William & Mary.....	30	292	9.73
11.Delaware.....	31	273	8.81
12.Northeastern.....	32	279	8.72

DEFENSIVE REBOUNDS

## Team	G	No.	Avg/G
1.Old Dominion.....	33	808	24.48
2.UNC Wilmington.....	29	699	24.10
3.Drexel.....	32	745	23.28
4.Georgia State.....	31	713	23.00
5.George Mason.....	33	750	22.73
6.Towson.....	32	721	22.53
7.William & Mary.....	30	671	22.37
8.Hofstra.....	32	710	22.19
9.Northeastern.....	32	688	21.50
10.VCU.....	35	738	21.09
11.Delaware.....	31	617	19.90
12.James Madison.....	30	580	19.33

3-POINT FIELD GOALS MADE

## Team	G	3FG	Avg/G
1.Hofstra.....	32	256	8.00
2.Northeastern.....	32	240	7.50
3.Old Dominion.....	33	235	7.12
4.VCU.....	35	244	6.97
5.UNC Wilmington.....	29	194	6.69
6.William & Mary.....	30	200	6.67
7.Delaware.....	31	194	6.26
8.Towson.....	32	189	5.91
9.Georgia State.....	31	180	5.81
10.George Mason.....	33	191	5.79
11.Drexel.....	32	180	5.63
12.James Madison.....	30	166	5.53

**2006-07 Colonial Athletic Association Men
CONFERENCE BASKETBALL STATISTICS
FINAL (All games)**

STANDINGS	CONFERENCE				OVERALL				WINNING STREAK	
	W-L	Pct	PF	PA	W-L	Pct	PF	PA	Team	NO.
VCU.....	16-2	.889	77.7	68.1	28-7	.800	75.0	65.7		
Old Dominion.....	15-3	.833	73.4	61.9	24-9	.727	69.4	62.0		
Hofstra.....	14-4	.778	74.7	68.8	22-10	.688	73.1	69.8		
Drexel.....	13-5	.722	65.7	60.6	23-9	.719	66.5	60.6		
George Mason.....	9-9	.500	63.3	58.3	18-15	.545	63.3	59.1		
Northeastern.....	9-9	.500	64.1	65.3	13-19	.406	62.2	66.5		
William & Mary.....	8-10	.444	63.3	65.6	15-15	.500	63.5	64.2		
Towson.....	8-10	.444	71.1	69.9	15-17	.469	68.0	67.9		
Georgia State.....	5-13	.278	62.7	70.4	11-20	.355	64.3	71.8		
UNC Wilmington.....	4-14	.222	61.8	68.3	7-22	.241	64.5	70.9		
James Madison.....	4-14	.222	61.0	69.3	7-23	.233	64.0	72.6		
Delaware.....	3-15	.167	60.6	72.6	5-26	.161	60.5	69.8		

TEAM SUMMARIES

Team	G	PF-PA	Avg Score	Margin	FG-FGA	Pct	3FG-FGA	Pct	FT-FTA	Pct	RebF	RebA	Margin
Delaware.....	31	1874-2164	60.5-69.8	-9.4	639-1580	.404	194-589	.329	402-560	.718	890	1076	-6.0
Drexel.....	32	2127-1939	66.5-60.6	+5.9	725-1644	.441	180-543	.331	497-724	.686	1082	1042	+1.2
George Mason.....	33	2090-1951	63.3-59.1	+4.2	790-1708	.463	191-559	.342	319-496	.643	1077	1001	+2.3
Georgia State.....	31	1993-2226	64.3-71.8	-7.5	685-1595	.429	180-495	.364	443-675	.656	1047	1092	-1.5
Hofstra.....	32	2339-2232	73.1-69.8	+3.3	799-1759	.454	256-621	.412	485-697	.696	1059	1081	-0.7
James Madison.....	30	1919-2178	64.0-72.6	-8.6	674-1546	.436	166-493	.337	405-606	.668	902	937	-1.2
Northeastern.....	32	1990-2127	62.2-66.5	-4.3	695-1690	.411	240-674	.356	360-518	.695	967	1148	-5.7
Old Dominion.....	33	2290-2046	69.4-62.0	+7.4	788-1828	.431	235-678	.347	479-663	.722	1208	1074	+4.1
Towson.....	32	2175-2173	68.0-67.9	+0.1	766-1712	.447	189-603	.313	454-617	.736	1033	1080	-1.5
UNC Wilmington.....	29	1871-2057	64.5-70.9	-6.4	681-1629	.418	194-621	.312	315-453	.695	1027	966	+2.1
VCU.....	35	2626-2298	75.0-65.7	+9.4	901-1971	.457	244-609	.401	580-797	.728	1165	1122	+1.2
William & Mary.....	30	1906-1926	63.5-64.2	-0.7	661-1516	.436	200-624	.321	384-554	.693	963	964	+0.0

ATTENDANCE

Team	HOME GAMES	Avg	AWAY GAMES	Avg	NEUT GAMES	Avg	ALL GAMES	Avg
Delaware	14-42870	3062	14-39745	2839	3-6489	2163	31-89104	2874
Drexel	13-28094	2161	17-93197	5482	2-17442	8721	32-138733	4335
George Mason	13-88837	6834	14-70678	5048	6-53925	8988	33-213440	6468
Georgia State	15-17678	1179	14-65769	4698	2-8372	4186	31-91819	2962
Hofstra	11-39854	3623	17-86835	5108	4-28074	7018	32-154763	4836
James Madison	14-46230	3302	13-57061	4389	3-8589	2863	30-111880	3729
Northeastern	12-15290	1274	16-91552	5722	4-10172	2543	32-117014	3657
Old Dominion	17-105851	6227	13-55898	4300	3-36160	12053	33-197909	5997
Towson	14-24927	1780	14-60616	4330	4-15161	3790	32-100704	3147
UNC Wilmington	12-62816	5235	14-48848	3489	3-6537	2179	29-118201	4076
VCU	14-78963	5640	13-48228	3710	8-73924	9240	35-201115	5746
William & Mary	16-39245	2453	13-53164	4090	1-2130	2130	30-94539	3151
Totals	165-590655	3580	172-771591	4486	43-266975	6209	272-1238320	4553

**2006-07 Colonial Athletic Association Men
INDIVIDUAL BASKETBALL STATISTICS
FINAL (All games)**

To be ranked, a player must appear in at least 75.0% of their team's games.

SCORING

## Player-Team	Cl	G	FG	3FG	FT	Pts	Avg/G
1.Neal, Gary-TOWSON.....	32	267	93	183	810	25.3	
2.Stokes, Loren-HOFSTRA....	32	230	27	164	651	20.3	
3.Agudio, Antoine-HOFSTRA..	32	219	100	108	646	20.2	
4.Courtney, Herb-DELAWARE..	31	191	41	139	562	18.1	
5.Elegar, Frank-DREXEL.....	31	180	0	137	497	16.0	
6.Vasylius, Valdas-ODU.....	33	158	25	175	516	15.6	
7.Perique, Lance-GSU.....	30	157	14	139	467	15.6	
8.Davis, Bennet-NU.....	32	174	20	113	481	15.0	
9.Walker, B.A.-VCU.....	35	179	92	67	517	14.8	
10.Campbell, Folarin-MASON..	32	139	51	117	446	13.9	
11.Maynor, Eric-VCU.....	35	161	23	140	485	13.9	
12.Payton, Adam-W&M.....	30	141	21	112	415	13.8	
13.Mendez, Leonard-GSU.....	30	149	58	58	414	13.8	
14.Kuljanin, Vladimir-UNCW..	29	165	0	64	394	13.6	
15.Rivera, Carlos-HOFSTRA...	32	128	65	108	429	13.4	
16.Thomas, Will-MASON.....	33	178	0	84	440	13.3	
17.Pellot-Rosa, Jesse-VCU...	35	152	66	94	464	13.3	
18.James, Juwann-JMU.....	30	160	5	66	391	13.0	
19.Carter, Terrance-JMU.....	30	126	10	121	383	12.8	
20.Mejia, Dominick-DREXEL...	32	131	74	40	376	11.8	

REBOUNDING

## Player-Team	Cl	G	OFF	DEF	TOT	Avg/G
1.Crawford, Chaz-DREXEL....	31	113	176	289	9.3	
2.Courtney, Herb-DELAWARE..	31	52	196	248	8.0	
3.Kuljanin, Vladimir-UNCW..	29	80	127	207	7.1	
4.Carter, Terrance-JMU.....	30	83	125	208	6.9	
5.Thomas, Will-MASON.....	33	66	161	227	6.9	
6.Elegar, Frank-DREXEL.....	31	64	144	208	6.7	
7.Davis, Bennet-NU.....	32	63	148	211	6.6	
8.Abraham, Dennard-TOWSON..	30	61	128	189	6.3	
9.Dahi, Arnaud-ODU.....	32	62	139	201	6.3	
10.Vasylius, Valdas-ODU.....	33	75	125	200	6.1	
11.Chase, Rashad-GSU.....	31	71	113	184	5.9	
12.Stokes, Loren-HOFSTRA....	32	38	142	180	5.6	
13.Fameni, Wil-VCU.....	35	80	109	189	5.4	
14.James, Juwann-JMU.....	30	70	88	158	5.3	
15.Perique, Lance-GSU.....	30	57	94	151	5.0	
16.Anderson, Michael-VCU....	35	61	109	170	4.9	
17.Gadley, Chris-HOFSTRA....	29	60	78	138	4.8	
18.Tubbs, Winstonn-TOWSON...	32	57	94	151	4.7	
19.Davis-Sabb, Mike-HOFSTRA.	32	47	102	149	4.7	
20.Johnson, Brandon-ODU.....	33	42	109	151	4.6	

FIELD GOAL PCT (Min. 4.0 made per game)

## Player-Team	Cl	G	FG	FGA	Pct
1.Kuljanin, Vladimir-UNCW..	29	165	249	.663	
2.Thomas, Will-MASON.....	33	178	284	.627	
3.Elegar, Frank-DREXEL.....	31	180	341	.528	
4.James, Juwann-JMU.....	30	160	309	.518	
5.Perique, Lance-GSU.....	30	157	321	.489	
6.Mendez, Leonard-GSU.....	30	149	306	.487	
7.Vasylius, Valdas-ODU.....	33	158	325	.486	
8.Abraham, Dennard-TOWSON..	30	142	298	.477	
9.Payton, Adam-W&M.....	30	141	296	.476	
10.Stokes, Loren-HOFSTRA....	32	230	484	.475	
11.Hendley, Todd-UNCW.....	29	119	258	.461	
12.Walker, B.A.-VCU.....	35	179	389	.460	
13.Agudio, Antoine-HOFSTRA..	32	219	476	.460	
14.Pellot-Rosa, Jesse-VCU...	35	152	339	.448	
15.Neal, Gary-TOWSON.....	32	267	599	.446	

ASSISTS

## Player-Team	Cl	G	Assists	Avg/G
1.Maynor, Eric-VCU.....	35	224	6.40	
2.Soyebo, Temi-UNCW.....	29	170	5.86	
3.Williamson, Drew-ODU.....	33	143	4.33	
4.Johnson, Brian-DELAWARE..	31	130	4.19	
5.Williams, C.C.-TOWSON...	32	131	4.09	
6.Rivera, Carlos-HOFSTRA...	32	126	3.94	
7.Campbell, Folarin-MASON..	32	122	3.81	
8.Johnson, Brandon-ODU.....	33	124	3.76	
9.Curtis, Pierre-JMU.....	30	112	3.73	
10.Neal, Gary-TOWSON.....	32	111	3.47	
11.Mason, Bashir-DREXEL.....	32	108	3.38	
12.Stokes, Loren-HOFSTRA....	32	98	3.06	
13.Martinez, Adrian-NU.....	31	94	3.03	
14.Larris, Ron-GSU.....	31	89	2.87	
15.Janning, Matt-NU.....	32	90	2.81	

FREE THROW PCT (Min. 2.0 made per game)

## Player-Team	Cl	G	FTM	FTA	Pct
1.Rivera, Carlos-HOFSTRA...	32	108	128	.844	
2.Payton, Adam-W&M.....	30	112	133	.842	
3.McMahon, Sam-DELAWARE...	31	63	75	.840	
4.Neal, Gary-TOWSON.....	32	183	219	.836	
5.Pellot-Rosa, Jesse-VCU...	35	94	117	.803	
6.Dahi, Arnaud-ODU.....	32	85	108	.787	
7.Maynor, Eric-VCU.....	35	140	180	.778	
8.Mason, Bashir-DREXEL.....	32	98	129	.760	
9.Vasylius, Valdas-ODU.....	33	175	231	.758	
10.Curtis, Pierre-JMU.....	30	124	165	.752	
11.Johnson, Brian-DELAWARE..	31	70	95	.737	
12.Kisielius, Laimis-W&M...	29	68	93	.731	
13.Williamson, Drew-ODU.....	33	69	95	.726	
14.Campbell, Folarin-MASON..	32	117	162	.722	
15.Carter, Terrance-JMU.....	30	121	169	.716	

STEALS

## Player-Team	Cl	G	Steals	Avg/G
1.Mason, Bashir-DREXEL.....	32	73	2.28	
2.Williamson, Drew-ODU.....	33	75	2.27	
3.Johnson, Brandon-ODU.....	33	69	2.09	
4.Soyebo, Temi-UNCW.....	29	54	1.86	
5.Payton, Adam-W&M.....	30	48	1.60	
6.Mejia, Dominick-DREXEL...	32	50	1.56	
7.Rivera, Carlos-HOFSTRA...	32	47	1.47	
8.Courtney, Herb-DELAWARE..	31	45	1.45	
9.Neal, Gary-TOWSON.....	32	46	1.44	
10.Maynor, Eric-VCU.....	35	48	1.37	
11.Williams, C.C.-TOWSON...	32	43	1.34	
Hawthorne, Tramayne-DREXE	32	43	1.34	
13.Mendez, Leonard-GSU.....	30	39	1.30	
14.Campbell, Folarin-MASON..	32	41	1.28	
15.Curtis, Pierre-JMU.....	30	37	1.23	

**2006-07 Colonial Athletic Association Men
INDIVIDUAL BASKETBALL STATISTICS
FINAL (All games)**

3-POINT FG PCT (Min. 1.5 made per game)					
## Player-Team	Cl	G	3FG	FGA	Pct
1.Mendez, Leonard-GSU.....	30	58	122	.475	
2.Sestokas, Zygis-HOFSTRA..	32	60	135	.444	
3.McMahon, Sam-DELAWARE...	31	50	114	.439	
4.Agudio, Antoine-HOFSTRA..	32	100	231	.433	
5.Pellot-Rosa, Jesse-VCU...	35	66	155	.426	
6.Rivera, Carlos-HOFSTRA...	32	65	154	.422	
7.Walker, B.A.-VCU.....	35	92	222	.414	
8.Hawthorne, Tramayne-DREXE	32	49	119	.412	
9.Smith, Dre-MASON.....	32	52	133	.391	
10.Martinez, Adrian-NU.....	31	58	152	.382	
11.Posey, Joe-JMU.....	30	72	190	.379	
12.Henderson, Brian-ODU.....	33	56	148	.378	
13.Janning, Matt-NU.....	32	55	156	.353	
14.Kelly, Bobby-NU.....	32	55	158	.348	
15.Spates, Eugene-NU.....	32	50	144	.347	

3-POINT FG MADE				
## Player-Team	Cl	G	3FG	Avg/G
1.Agudio, Antoine-HOFSTRA..	32	100	3.13	
2.Neal, Gary-TOWSON.....	32	93	2.91	
3.Walker, B.A.-VCU.....	35	92	2.63	
4.Posey, Joe-JMU.....	30	72	2.40	
5.Mejia, Dominick-DREXEL...	32	74	2.31	
6.Rivera, Carlos-HOFSTRA...	32	65	2.03	
7.Mendez, Leonard-GSU.....	30	58	1.93	
8.Fountain, Daniel-UNCW....	28	53	1.89	
9.Pellot-Rosa, Jesse-VCU...	35	66	1.89	
10.Sestokas, Zygis-HOFSTRA..	32	60	1.88	
11.Martinez, Adrian-NU.....	31	58	1.87	
12.Mann, Nathan-W&M.....	30	54	1.80	
13.Janning, Matt-NU.....	32	55	1.72	
Kelly, Bobby-NU.....	32	55	1.72	
15.Henderson, Brian-ODU.....	33	56	1.70	

BLOCKED SHOTS				
## Player-Team	Cl	G	Blocks	Avg/G
1.Crawford, Chaz-DREXEL....	31	94	3.03	
2.Breaux, Tommy-TOWSON.....	31	66	2.13	
3.Davis, Bennet-NU.....	32	67	2.09	
4.Courtney, Herb-DELAWARE..	31	54	1.74	
5.Dickerson, Deven-GSU.....	28	47	1.68	
6.Elegar, Frank-DREXEL.....	31	37	1.19	
7.Fameni, Wil-VCU.....	35	34	0.97	
8.Gadley, Chris-HOFSTRA....	29	26	0.90	
9.Washington, Mark-NU.....	32	28	0.88	
10.Tubbs, Winston-TOWSON...	32	26	0.81	
Harris, Sam-ODU.....	32	26	0.81	
12.Kuljanin, Vladimir-UNCW..	29	20	0.69	
13.Anderson, Michael-VCU....	35	24	0.69	
14.Thomas, Will-MASON.....	33	21	0.64	
15.Monroe, Darryl-MASON.....	33	19	0.58	

ASSIST/TURNOVER RATIO (Min. 2.5 assists/game)						
## Player-Team	Cl	G	Asst	Avg Turn	Avg	Ratio
1.Maynor, Eric-VCU.....	35	224	6.4	73	2.1	3.07
2.Williamson, Drew-ODU....	33	143	4.3	54	1.6	2.65
3.Rivera, Carlos-HOFSTRA...	32	126	3.9	67	2.1	1.88
4.Martinez, Adrian-NU.....	31	94	3.0	54	1.7	1.74
5.Soyebo, Temi-UNCW.....	29	170	5.9	98	3.4	1.73
6.Williams, C.C.-TOWSON...	32	131	4.1	77	2.4	1.70
7.Johnson, Brandon-ODU....	33	124	3.8	76	2.3	1.63
8.Johnson, Brian-DELAWARE..	31	130	4.2	85	2.7	1.53
9.Larris, Ron-GSU.....	31	89	2.9	59	1.9	1.51
10.Neal, Gary-TOWSON.....	32	111	3.5	74	2.3	1.50
11.Schneider, David-W&M....	26	69	2.7	48	1.8	1.44
12.Mason, Bashir-DREXEL....	32	108	3.4	80	2.5	1.35
13.Campbell, Folarin-MASON..	32	122	3.8	97	3.0	1.26
14.Janning, Matt-NU.....	32	90	2.8	77	2.4	1.17
15.Stokes, Loren-HOFSTRA....	32	98	3.1	85	2.7	1.15

OFFENSIVE REBOUNDS				
## Player-Team	Cl	G	No.	Avg/G
1.Crawford, Chaz-DREXEL....	31	113	3.65	
2.Carter, Terrance-JMU.....	30	83	2.77	
3.Kuljanin, Vladimir-UNCW..	29	80	2.76	
4.James, Juwann-JMU.....	30	70	2.33	
5.Chase, Rashad-GSU.....	31	71	2.29	
6.Fameni, Wil-VCU.....	35	80	2.29	
7.Vasylius, Valdas-ODU....	33	75	2.27	
8.Gadley, Chris-HOFSTRA....	29	60	2.07	
9.Elegar, Frank-DREXEL.....	31	64	2.06	
10.Abraham, Dennard-TOWSON..	30	61	2.03	
11.Pellot-Rosa, Jesse-VCU...	35	71	2.03	
12.Thomas, Will-MASON.....	33	66	2.00	
13.Davis, Bennet-NU.....	32	63	1.97	
14.Dahi, Arnaud-ODU.....	32	62	1.94	
15.Perique, Lance-GSU.....	30	57	1.90	

DEFENSIVE REBOUNDS				
## Player-Team	Cl	G	No.	Avg/G
1.Courtney, Herb-DELAWARE..	31	196	6.32	
2.Crawford, Chaz-DREXEL....	31	176	5.68	
3.Thomas, Will-MASON.....	33	161	4.88	
4.Elegar, Frank-DREXEL.....	31	144	4.65	
5.Davis, Bennet-NU.....	32	148	4.63	
6.Stokes, Loren-HOFSTRA....	32	142	4.44	
7.Kuljanin, Vladimir-UNCW..	29	127	4.38	
8.Dahi, Arnaud-ODU.....	32	139	4.34	
9.Abraham, Dennard-TOWSON..	30	128	4.27	
10.Carter, Terrance-JMU.....	30	125	4.17	
11.Soyebo, Temi-UNCW.....	29	112	3.86	
12.Vasylius, Valdas-ODU....	33	125	3.79	
13.McMahon, Sam-DELAWARE...	31	114	3.68	
14.Chase, Rashad-GSU.....	31	113	3.65	
15.Maynor, Eric-VCU.....	35	126	3.60	

MINUTES PLAYED				
## Player-Team	Cl	G	Minutes	Avg/G
1.Agudio, Antoine-HOFSTRA..	32	1227	38.34	
2.Johnson, Brian-DELAWARE..	31	1181	38.10	
3.Stokes, Loren-HOFSTRA....	32	1212	37.88	
4.Kelly, Bobby-NU.....	32	1200	37.50	
5.Courtney, Herb-DELAWARE..	31	1139	36.74	
6.Neal, Gary-TOWSON.....	32	1167	36.47	
7.Mendez, Leonard-GSU.....	30	1069	35.63	
8.Curtis, Pierre-JMU.....	30	1066	35.53	
9.Janning, Matt-NU.....	32	1132	35.38	
10.Thomas, Will-MASON.....	33	1147	34.76	
11.Maynor, Eric-VCU.....	35	1214	34.69	
12.Davis, Bennet-NU.....	32	1101	34.41	
13.Abraham, Dennard-TOWSON..	30	1023	34.10	
14.Rivera, Carlos-HOFSTRA...	32	1088	34.00	
15.Mason, Bashir-DREXEL....	32	1072	33.50	

CAA Weekly Report

MEN'S BASKETBALL • 2006-07 FINAL

DELAWARE (5-26, 3-15 CAA)

N. 14	MARIST	L, 62-78
N. 17	at Albany	L, 67-87
N. 21	RIDER	L, 67-77
N. 26	CLEVELAND STATE	L, 53-59
N. 29	at Loyola (Md.)	L, 63-75
D. 3	VERMONT	L, 55-57
D. 6	at Central Connecticut	L, 60-63
D. 20	*at VCU	L, 60-79
D. 23	at UNC Greensboro	L, 64-74
D. 28	^vs. Niagara	W, 71-53
D. 29	^at La Salle	W, 58-56
D. 30	^vs. Holy Cross	L, 47-49
J. 3	*at James Madison	L, 47-62
J. 6	*at Hofstra	L, 50-75
J. 8	*TOWSON	L, 68-75
J. 10	*at Old Dominion	L, 48-83
J. 13	*WILLIAM & MARY	W, 77-62
J. 17	*GEORGIA STATE	L, 44-61
J. 20	*DREXEL	L, 61-69
J. 24	*at Towson	L, 63-85
J. 27	*at Northeastern	L, 64-73
J. 29	*HOFSTRA	W, 72-68
J. 31	*at George Mason	L, 59-89
F. 3	*JAMES MADISON	L, 64-69
F. 7	*UNC WILMINGTON	W, 78-69
F. 10	*at Drexel	L, 62-77
F. 14	*GEORGE MASON	L, 46-66
F. 17	IONA (BracketBusters)	L, 50-52
F. 21	*NORTHEASTERN	L, 61-70
F. 24	*at UNC Wilmington	L, 66-75
M. 2	#vs. Northeastern	L, 67-77

^ - La Salle Classic (Philadelphia, PA)

* - CAA game # - CAA Tournament

GEORGIA STATE (11-20, 5-13 CAA)

N. 11	COLL. OF CHARLESTON	L, 66-72
N. 16	at #21 Georgia Tech	L, 74-103
N. 19	WINSTON-SALEM STATE	W, 94-87
N. 21	ALABAMA STATE	W, 70-59
N. 25	at Charlotte	L, 63-72
N. 30	SAVANNAH STATE	W, 70-60
D. 2	*at Hofstra	L, 59-62
D. 7	FLORIDA STATE	L, 55-87
D. 16	at Alabama State	W, 64-56
D. 20	at Iowa	L, 59-101
D. 31	at #21 Clemson	L, 57-67
J. 3	*DREXEL	L, 55-61
J. 6	*TOWSON	W, 87-81 (2ot)
J. 8	*WILLIAM & MARY	L, 43-57
J. 10	*at Northeastern	L, 69-84
J. 13	*at UNC Wilmington	W, 59-54 (ot)
J. 17	*at Delaware	W, 61-44
J. 20	*JAMES MADISON	L, 52-59
J. 24	*HOFSTRA	L, 63-76
J. 27	*at William & Mary	L, 65-81
J. 29	*at Old Dominion	L, 57-92
J. 31	*UNC WILMINGTON	W, 72-60
F. 3	*at VCU	L, 71-100
F. 7	*OLD DOMINION	L, 55-68
F. 10	*at Towson	L, 65-92
F. 14	*NORTHEASTERN	W, 71-65
F. 17	ELON (BracketBusters)	W, 63-53
F. 20	*at George Mason	L, 54-60
F. 24	*VCU	L, 70-72
M. 2	#vs. William & Mary	W, 70-68
M. 3	#vs. VCU	L, 60-73

* - CAA game # - CAA Tournament

DREXEL (23-9, 13-5 CAA)

N. 15	FLORIDA GULF COAST	W, 73-37
N. 18	at Vermont	W, 59-46
N. 21	at Penn	L, 49-68
N. 27	at Rider	L, 81-89 (ot)
N. 29	TOLEDO	W, 57-52
D. 2	at Saint Joseph's (Palestra)	W, 72-56
D. 5	FAIRLEIGH DICKINSON	W, 80-58
D. 9	at Villanova	W, 81-76
D. 19	at #23 Syracuse	W, 84-79
D. 22	at Temple	W, 69-54
D. 28	*GEORGE MASON	W, 61-49
J. 3	*at Georgia State	W, 61-55
J. 6	*UNC WILMINGTON	W, 69-55
J. 8	*at James Madison	W, 65-54
J. 11	*HOFSTRA	L, 53-55 (ot)
J. 13	*at Old Dominion	L, 57-84
J. 17	*NORTHEASTERN	W, 67-41
J. 20	*at Delaware	W, 69-61
J. 24	*at UNC Wilmington	W, 66-50
J. 27	*VCU	L, 68-75
J. 29	*at Northeastern	W, 68-59
F. 1	*OLD DOMINION	L, 52-62
F. 3	*TOWSON	W, 66-56
F. 8	*at Hofstra	W, 95-87 (ot)
F. 10	*DELAWARE	W, 77-62
F. 14	*at William & Mary	L, 47-60
F. 17	at Creighton (BracketBusters)	W, 64-58
F. 21	*WILLIAM & MARY	W, 64-57
F. 24	*at Towson	W, 77-68
M. 3	#vs. Northeastern	W, 64-50
M. 4	#vs. VCU	L, 56-63
M. 13	!N.C. State	L, 56-63

* - CAA game # - CAA Tournament

! - NIT

HOFSTRA (22-10, 14-4 CAA)

N. 11	at Charlotte	L, 82-88
N. 18	at Manhattan	L, 77-79 (ot)
N. 23	^vs. Hawaii	L, 79-80
N. 24	^vs. Marshall	W, 73-70
N. 25	^at Alaska-Anchorage	W, 75-65
N. 29	at Siena	W, 84-80
D. 2	*GEORGIA STATE	W, 62-59
D. 5	at Stony Brook	W, 73-57
D. 12	ST. FRANCIS (NY)	W, 67-64
D. 22	at #23 Syracuse	L, 60-85
D. 28	vs. Saint Joseph's (MSG)	W, 65-63
D. 29	vs. St. John's (MSG)	W, 63-51
J. 3	*at UNC Wilmington	W, 80-69 (2ot)
J. 6	*DELAWARE	W, 75-50
J. 8	*OLD DOMINION	W, 70-58
J. 11	*at Drexel	W, 55-53 (ot)
J. 13	*at Northeastern	L, 74-84
J. 18	*TOWSON	W, 79-74
J. 20	*WILLIAM & MARY	W, 77-69
J. 24	*at Georgia State	W, 76-63
J. 27	*at Towson	W, 64-60
J. 29	*at Delaware	L, 68-72
J. 31	*VCU	W, 79-68
F. 3	*NORTHEASTERN	W, 82-66
F. 8	*DREXEL	L, 87-95 (ot)
F. 10	*at George Mason	W, 68-60
F. 13	*at Old Dominion	L, 82-96
F. 17	HOLY CROSS (BracketBuster)	W, 65-64
F. 22	*UNC WILMINGTON	W, 68-65
F. 24	*at James Madison	W, 98-78
M. 3	#vs. George Mason	L, 61-64
M. 14	!at DePaul	L, 71-83

^ - Great Alaska Shootout & - Holiday Festival

* - CAA game # - CAA Tournament

! - NIT

GEORGE MASON (18-15, 9-9 CAA)

N. 11	at Cleveland State	W, 79-74
N. 18	WICHITA STATE	L, 66-72
N. 21	at Hampton	W, 55-46
N. 25	at Creighton	L, 56-58
N. 27	FLORIDA INTERNATIONAL	W, 65-39
D. 3	vs. Bucknell (BB&T Classic)	L, 57-60
D. 6	at Radford	W, 62-60
D. 9	at #7 Duke	L, 63-69
D. 21	vs. Holy Cross	W, 58-46
D. 28	*at Drexel	L, 49-61
D. 30	MISSISSIPPI STATE	W, 63-59
J. 3	*WILLIAM & MARY	L, 63-67
J. 6	*at Old Dominion	L, 63-65
J. 8	*UNC WILMINGTON	W, 55-34
J. 11	*at Towson	W, 73-44
J. 13	*JAMES MADISON	W, 73-52
J. 16	*at William & Mary	W, 76-63
J. 20	*NORTHEASTERN	W, 78-53
J. 24	*VCU	L, 62-75
J. 27	*at James Madison	W, 59-41
J. 29	*at UNC Wilmington	L, 58-65
J. 31	*DELAWARE	W, 89-59
F. 3	*OLD DOMINION	L, 56-66 (ot)
F. 8	*at VCU	L, 49-63
F. 10	*HOFSTRA	L, 60-68
F. 14	*at Delaware	W, 66-46
F. 17	KENT STATE	L, 62-68
F. 20	*GEORGIA STATE	W, 60-54
F. 24	*at Northeastern	L, 50-73
M. 2	#vs. James Madison	W, 73-62
M. 3	#vs. Hofstra	W, 64-61
M. 4	#vs. Old Dominion	W, 79-63
M. 5	#vs. VCU	L, 59-65

* - CAA game # - CAA Tournament

JAMES MADISON (7-23, 4-14 CAA)

N. 11	at Wake Forest	L, 82-91
N. 14	at Mount St. Mary's	L, 70-81 (2ot)
N. 22	VMI	W, 89-87
N. 25	WOFFORD	W, 78-74
N. 28	EASTERN KENTUCKY	L, 66-70
D. 2	*at Old Dominion	L, 57-70
D. 5	at Georgetown	L, 53-89
D. 10	DARTMOUTH	L, 70-74
D. 19	YOUNGSTOWN STATE	L, 58-78
D. 29	^vs. Texas-Pan American	L, 57-70
D. 30	^vs. New Jersey Tech	W, 70-66
J. 3	*DELAWARE	W, 62-47
J. 6	*VCU	L, 61-77
J. 8	*DREXEL	L, 54-65
J. 10	*at UNC Wilmington	L, 66-80
J. 13	*at George Mason	L, 52-73
J. 17	*OLD DOMINION	W, 72-65
J. 20	*at Georgia State	W, 59-52
J. 24	*at Northeastern	L, 51-67
J. 27	*GEORGE MASON	L, 41-59
J. 29	*TOWSON	L, 60-69
J. 31	*at William & Mary	L, 62-65
F. 3	*at Delaware	W, 69-64
F. 7	*WILLIAM & MARY	L, 56-71
F. 10	*NORTHEASTERN	L, 64-67
F. 14	*at Towson	L, 62-76
F. 17	at Siena (BracketBusters)	L, 66-77
F. 21	*at VCU	L, 72-83
F. 24	*HOFSTRA	L, 78-98
M. 2	#vs. George Mason	L, 62-73

^ - UCF Classic (Orlando, FL)

* - CAA game # - CAA Tournament

CAA Weekly Report

MEN'S BASKETBALL • 2006-07 FINAL

UNC WILMINGTON (7-22, 4-14 CAA)

N. 13	^vs. Belmont	W, 88-83
N. 14	^vs. #24 Tennessee	L, 75-87
N. 20	at Campbell	L, 94-100
N. 26	at College of Charleston	L, 70-91
N. 29	COLORADO	W, 67-55
D. 2	*at Northeastern	L, 51-58
D. 5	EAST CAROLINA	W, 59-44
D. 9	MISSOURI STATE	L, 62-78
D. 16	at Toledo	L, 74-77
D. 30	at N.C. State	L, 51-72
J. 3	*HOFSTRA	L, 69-80 (2ot)
J. 6	*at Drexel	L, 55-69
J. 8	*at George Mason	L, 34-55
J. 10	*JAMES MADISON	W, 80-66
J. 13	*GEORGIA STATE	L, 54-59 (ot)
J. 17	*at VCU	L, 65-74
J. 20	*at Towson	L, 61-75
J. 24	*DREXEL	L, 50-66
J. 27	*OLD DOMINION	L, 70-86
J. 29	*GEORGE MASON	W, 65-58
J. 31	*at Georgia State	L, 60-72
F. 3	*at William & Mary	W, 67-61
F. 7	*at Delaware	L, 69-78
F. 10	*WILLIAM & MARY	L, 55-61
F. 14	*VCU	L, 68-78
F. 17	at UNC Greensboro (BBuster)	L, 66-73
F. 22	*at Hofstra	L, 65-68
F. 24	*DELAWARE	W, 75-66
M. 2	#vs. Towson	L, 52-67

^ - NIT Tip-Off Tournament (Nashville, TN)
* - CAA game # - CAA Tournament

TOWSON (15-17, 8-10 CAA)

N. 13	HARTFORD	W, 78-64
N. 16	SAMFORD	W, 69-62
N. 19	^at #3 Kansas	L, 61-87
N. 21	^at Western Kentucky	L, 72-95
N. 24	^vs. Chattanooga	W, 56-55
N. 25	^vs. Tennessee St.	L, 47-49
D. 1	VERMONT	W, 67-54
D. 5	*at William & Mary	W, 73-60
D. 16	TEMPLE	L, 70-75
D. 20	at Georgetown	L, 41-69
D. 29	WINSTON-SALEM STATE	W, 80-59
J. 3	*VCU	L, 80-84 (2ot)
J. 6	*at Georgia State	L, 81-87 (2ot)
J. 8	*at Delaware	W, 75-68
J. 11	*GEORGE MASON	L, 44-73
J. 13	*at VCU	L, 77-85
J. 15	at Loyola (Md.)	W, 70-62
J. 18	*at Hofstra	L, 74-79
J. 20	*UNC WILMINGTON	W, 75-61
J. 24	*DELAWARE	W, 85-63
J. 27	*HOFSTRA	L, 60-64
J. 29	*at James Madison	W, 69-60
J. 31	*NORTHEASTERN	W, 74-61
F. 3	*at Drexel	L, 56-66
F. 7	*at Northeastern	L, 55-65
F. 10	*GEORGIA STATE	W, 92-65
F. 14	*JAMES MADISON	W, 76-62
F. 17	at Bucknell (BracketBusters)	L, 63-73
F. 21	*at Old Dominion	L, 65-79
F. 24	*DREXEL	L, 68-77
M. 2	#vs. UNC Wilmington	W, 67-52
M. 3	#vs. Old Dominion	L, 55-58

^ - Las Vegas Invitational
* - CAA game # - CAA Tournament

NORTHEASTERN (13-19, 9-9 CAA)

N. 15	at #20 Syracuse	L, 58-81
N. 17	^at #5 Pittsburgh	L, 52-78
N. 18	^vs. Oakland	L, 52-67
N. 19	^vs. Massachusetts	L, 56-79
N. 21	BOSTON UNIVERSITY	W, 73-54
N. 25	at Rider	L, 69-70
D. 2	*UNC WILMINGTON	W, 58-51
D. 6	at #10 Connecticut	L, 53-81
D. 18	NEW HAMPSHIRE	W, 51-41
D. 22	at Detroit	L, 51-60
D. 27	at Louisville	L, 41-61
D. 31	at Boston College	L, 82-87
J. 3	*OLD DOMINION	L, 67-73
J. 6	*at William & Mary	L, 57-60
J. 8	*at VCU	L, 44-64
J. 10	*GEORGIA STATE	W, 84-69
J. 13	*HOFSTRA	W, 84-74
J. 17	*at Drexel	L, 41-67
J. 20	*at George Mason	L, 53-78
J. 24	*JAMES MADISON	W, 67-51
J. 27	*DELAWARE	W, 73-64
J. 29	*DREXEL	L, 59-68
J. 31	*at Towson	L, 61-74
F. 3	*at Hofstra	L, 66-82
F. 7	*TOWSON	W, 65-55
F. 10	*at James Madison	W, 67-64
F. 14	*at Georgia State	L, 65-71
F. 17	MAINE (BracketBusters)	W, 71-61
F. 21	*at Delaware	W, 70-61
F. 24	*GEORGE MASON	W, 73-50
M. 2	#vs. Delaware	W, 77-67
M. 3	#vs. Drexel	L, 50-64

^ - Colonial Classic (Pittsburgh, PA)
* - CAA game # - CAA Tournament

VCU (28-7, 16-2 CAA)

N. 13	at Longwood	W, 75-63
N. 17	^vs. Xavier	L, 67-70
N. 18	^vs. Coll. of Charleston	W, 71-59
N. 20	^vs. Toledo	L, 59-60
N. 25	HAMPTON	W, 74-51
N. 28	at Elon	W, 91-49
D. 2	HOUSTON	W, 102-84
D. 6	at Albany	W, 75-57
D. 9	at Richmond	W, 68-54
D. 16	UAB	W, 53-44
D. 20	*DELAWARE	W, 79-60
D. 30	APPALACHIAN STATE	L, 70-73
J. 3	*at Towson	W, 84-80 (2ot)
J. 6	*at James Madison	W, 77-61
J. 8	*NORTHEASTERN	W, 64-44
J. 10	*at William & Mary	W, 88-77
J. 13	*TOWSON	W, 85-77
J. 17	*UNC WILMINGTON	W, 74-65
J. 20	*OLD DOMINION	W, 80-75
J. 24	*at George Mason	W, 75-62
J. 27	*at Drexel	W, 75-68
J. 29	*WILLIAM & MARY	W, 90-68
J. 31	*at Hofstra	L, 68-79
F. 3	*GEORGIA STATE	W, 100-71
F. 8	*GEORGE MASON	W, 63-49
F. 10	*at Old Dominion	L, 63-79
F. 14	*at UNC Wilmington	W, 76-62
F. 17	BRADLEY (BracketBusters)	L, 64-73
F. 21	*JAMES MADISON	W, 83-72
F. 24	*at Georgia State	W, 72-70
M. 3	#vs. Georgia State	W, 73-60
M. 4	#vs. Drexel	W, 63-56
M. 5	#vs. George Mason	W, 65-59
M. 15	\$.vs. Duke	W, 79-77
M. 17	\$.vs. Pittsburgh	L, 79-84 (ot)

^ - Paradise Jam (Virgin Islands) * - CAA game
- CAA Tournament \$ - NCAA Tournament

OLD DOMINION (24-9, 15-3 CAA)

N. 10	^MONMOUTH	W, 54-40
N. 11	^ARKANSAS STATE	W, 69-61
N. 12	^CLEMSON	L, 70-74
N. 17	FLORIDAATLANTIC	W, 70-55
N. 19	at #8 Georgetown	W, 75-62
N. 25	RICHMOND	W, 69-52
N. 29	at Marist	L, 71-84
D. 2	*JAMES MADISON	W, 70-57
D. 6	at Virginia Tech	L, 55-72
D. 16	SOUTH CAROLINA STATE	W, 74-57
D. 18	UAB	W, 56-42
D. 29	WINTHROP	L, 65-71
J. 3	*at Northeastern	W, 73-67
J. 6	*GEORGE MASON	W, 65-63
J. 8	*at Hofstra	L, 58-70
J. 10	*DELAWARE	W, 83-48
J. 13	*DREXEL	W, 84-57
J. 17	*at James Madison	L, 65-72
J. 20	*at VCU	L, 75-80
J. 24	*WILLIAM & MARY	W, 59-44
J. 27	*at UNC Wilmington	W, 86-70
J. 29	*GEORGIA STATE	W, 92-57
F. 1	*at Drexel	W, 62-52
F. 3	*at George Mason	W, 66-56 (ot)
F. 7	*at Georgia State	W, 68-55
F. 10	*VCU	W, 79-63
F. 13	*HOFSTRA	W, 96-82
F. 17	at Toledo (BracketBusters)	W, 73-70
F. 21	*TOWSON	W, 79-65
F. 24	*at William & Mary	W, 62-57
M. 3	#vs. Towson	W, 58-55
M. 4	#vs. George Mason	L, 63-79
M. 15	\$.vs. Butler	L, 46-57

^ - Cox Communications Classic
* - CAA game # - CAA Tournament
\$ - NCAA Tournament

WILLIAM & MARY (15-15, 8-10 CAA)

N. 11	at Kansas State	L, 60-70
N. 20	WAGNER	W, 77-53
N. 25	at Holy Cross	L, 57-66
N. 28	at Navy	L, 63-79
D. 1	^JACKSONVILLE STATE	W, 59-56
D. 2	^CORNELL	W, 73-68 (ot)
D. 5	*TOWSON	L, 60-73
D. 8	NORTH FLORIDA	W, 61-44
D. 22	UMBC	W, 70-58
D. 28	HAMPTON	W, 72-67
D. 31	RICHMOND	W, 61-53
J. 3	*at George Mason	W, 67-63
J. 6	*NORTHEASTERN	W, 60-57
J. 8	*at Georgia State	W, 57-43
J. 10	*VCU	L, 77-88
J. 13	*at Delaware	L, 62-77
J. 16	*GEORGE MASON	L, 63-76
J. 20	*at Hofstra	L, 69-77
J. 24	*at Old Dominion	L, 44-59
J. 27	*GEORGIA STATE	W, 81-65
J. 29	*at VCU	L, 68-90
J. 31	*JAMES MADISON	W, 65-62
F. 3	*UNC WILMINGTON	L, 61-67
F. 7	*at James Madison	W, 71-56
F. 10	*at UNC Wilmington	W, 61-55
F. 14	*DREXEL	W, 60-47
F. 17	at Fairfield (BracketBusters)	L, 45-61
F. 21	*at Drexel	L, 57-64
F. 24	*OLD DOMINION	L, 57-62
M. 2	#vs. Georgia State	L, 68-70

^ - William & Mary Classic (Williamsburg, VA)
* - CAA game # - CAA Tournament