

2018 MEDIA GUIDE



# SOUTH

## FOOTBALL







## BIG SOUTH CONFERENCE

7233 Pineville-Matthews Road, Suite 100  
Charlotte, NC 28226  
Phone: (704) 341-7990  
Fax: (704) 341-7991  
www.BigSouthSports.com

Founded .....	1983
President .....	W. Taylor Reveley IV, Longwood University
Vice President .....	Brad Creed, Campbell University
Commissioner .....	Kyle B. Kallander
Senior Associate Commissioner .....	James Holland
Senior Associate Commissioner .....	Shelley Davis
Associate Commissioner - Public Relations .....	Mark Simpson
Assistant Commissioner - Compliance .....	Stephen Dolan
Assistant Commissioner - Championships .....	Matt VanSandt
Director of Broadcast Services & Development .....	Mark Bryant
Director of Digital Media .....	Emily Dassel
Assistant Director of Public Relations .....	Brandon McGinnis
Public Relations / Multimedia Assistant .....	Zach Grope
Coordinator of Football Officials .....	Dennis Hennigan

**Member Institutions (11):** Campbell University, Charleston Southern University, Gardner-Webb University, Hampton University, High Point University, Longwood University, Presbyterian College, Radford University, UNC Asheville, USC Upstate, Winthrop University.

**Associate Football Members:** Monmouth University, Kennesaw State University, University of North Alabama (2019)

**Geographical Breakdown (3 states):** *North Carolina (4)* - Campbell University, Gardner-Webb University, High Point University, UNC Asheville; *South Carolina (4)* - Charleston Southern University, Presbyterian College, USC Upstate, Winthrop University; *Virginia (3)* - Hampton University, Longwood University, Radford University.

## CREDITS

The 2018 Big South Conference Football Media Guide was produced by the Big South Conference Public Relations Department. Copyright 2018, The Big South Conference. All Rights Reserved. Layout, Design, Writer and Editor: Mark Simpson. Cover Design: Brandon McGinnis. Assistance was provided by Mark Bryant and Matt VanSandt. A special thanks to the Big South Conference Football Sports Information Directors and Assistant SIDs for providing material critical to this publication. Photos courtesy of Big South member institutions, Sideline Sports, Rick Yeatts, Arizona Cardinals, Carolina Panthers, Dallas Cowboys, Houston Texans, Jacksonville Jaguars/Rick Wilson, Philadelphia Eagles, Pittsburgh Steelers/Karl Roser, San Francisco 49ers and Washington Redskins/Garrett Campbell. *Information in this guide is accurate as of August 16, 2018*

## TABLE OF CONTENTS

### GENERAL INFORMATION

Big South Conference Directory .....	1
Media Information .....	2-3
Big South History and Overview .....	4-5
Big South Football History .....	6-11
Big South Commissioner Kyle B. Kallander .....	12
Big South Conference Hall of Fame .....	13

### 2018 FOOTBALL PREVIEW

Preseason All-Conference Team, Preseason Poll .....	14
Composite Schedule .....	15
Notes and Information .....	16-17
FCS Playoff Bracket .....	18

### TEAM INFORMATION

Campbell University .....	20-23
Charleston Southern University .....	24-27
Gardner-Webb University .....	28-31
Kennesaw State University .....	32-35
Monmouth University .....	36-39
Presbyterian College .....	40-43
Hampton University .....	44
University of North Alabama .....	45

### 2017 YEAR-IN-REVIEW

Standings/Results .....	46
Players of the Week, All-Conference, Weekly Polls .....	47
National & Regional Honors .....	48
Final Team Statistics -- Big South, NCAA .....	49-50
Final Individual Statistics -- Big South, NCAA .....	51-52

### FOOTBALL HISTORY & RECORDS

Year-by-Year Standings & Results .....	53-68
FCS Opponent History, vs. 2018 Opponents .....	69-70
Big South FCS Playoff History .....	71-79
Annual Award Winners, All-Academic Teams, All-Decade Team .....	80-81
All-Time All-Conference Honors .....	82-87
All-Time Players of the Week .....	88-93
All-Time National Honors & Awards .....	94-102
Big South Players in the NFL .....	103-106
All-Time Preseason Polls, Preseason All-Conference History .....	107-109
Annual Statistical Leaders; NCAA Stat Champions .....	110-117
Rushing Records .....	118-121
Passing Records .....	122-126
Total Offense Records .....	127-128
Receiving Records .....	129-131
Defensive Records .....	132-137
Scoring Records .....	138-141
Placekicking / Punting Records .....	142-146
Kick Return Records .....	147-150
All-Purpose Records .....	151
Miscellaneous Records .....	152-154
Big South FCS Playoff Game Records .....	155-158
Coaching History, Team-by-Team Annual Won-Loss Records .....	159-161
All-Time Win Records .....	162
All-Time Week-by-Week National Top 25 Rankings .....	163-166






### BIG SOUTH CONFERENCE PUBLIC RELATIONS

7233 Pineville-Matthews Road, Suite 100  
Charlotte, NC 28226  
Phone: 704-341-7990  
Fax: 704-341-7991  
Web: BigSouthSports.com  
Twitter: @BigSouthSports, @BigSouthGameDay, #BigSouthFB

The 2018 Big South Conference Football Media Guide has been prepared to assist media members in their coverage of Big South Football. We trust most of your questions will be answered in the pages of this guide. However, should you need additional information or assistance, please feel free to contact **MARK SIMPSON** at 704-341-7990 (office), 704-574-0023 (cell), at marks@bigsouth.org or @BigSouthSID. We appreciate your interest and coverage in Big South Conference Football, and look forward to working with you throughout the season.



**MARK SIMPSON**  
Associate Commissioner  
marks@bigsouth.org  
(primary contact)  
704-574-0023  
@BigSouthSID



**BRANDON MCGINNIS**  
Assistant Director  
brandonm@bigsouth.org  
516-359-2610  
@BTMcGinnis

### WEEKLY REPORTS

The Big South Conference public relations office produces a weekly football report featuring updated standings, scores and notes from around the league every Monday. The report is available after 5:00pm ET each week and sent to the media via email distribution, as well as online in PDF format at BigSouthSports.com on the football page. The Big South also issues a "preview" release each week of the conference season detailing information on that week's upcoming games.

### WEEKLY AWARDS

Each Monday during the season, the Big South selects an Offensive, Defensive and Special Teams Player of the Week, as well as a Freshman of the Week. The weekly awards are announced no later than 2:00pm on Mondays, in addition to being available with the full weekly report.

### STATISTICS

Team and individual statistics for all games will be updated each Sunday morning during the season and are available to the media online at BigSouthSports.com.

### MULTIMEDIA

Through a partnership with SIDEARM, the Big South Conference maintains a progressive website, which contains all the latest information and statistics about the league's members and its 19 Division I sports. The website can be accessed at www.BigSouthSports.com on any device -- all major platforms are supported. In addition, the Conference can be followed on social media via Twitter, Facebook, Instagram, Snapchat and YouTube.

### ELECTRONIC MAIL

The Big South Conference maintains an email database for its media members. If you would like to receive the weekly reports and other information via email, please send your name, email address and your media outlet to marks@bigsouth.org. Statistics will also be available via email upon request.

### CHAMPIONSHIP INFORMATION

The Big South Conference will declare the team with the best Conference won-loss record its 2018 champion. In the event of a tie, co-Champions will be declared. The Big South champion receives an automatic bid to the FCS playoffs, and if necessary, the league will utilize its tie-breaking procedure to determine the recipient of its automatic bid qualifier. For more information on the tiebreaker procedure, contact Mark Simpson at 704-341-7990 or marks@bigsouth.org.

### ANNUAL AWARDS

At the conclusion of the regular season, select media members will be invited to vote for the football All-Conference first and second teams, Offensive Player of the Year, Defensive Player of the Year, Freshman of the Year and Coach of the Year. Also selected at the end of the season will be the All-Academic team and Scholar-Athlete of the Year, which is voted on by the Big South Sports Information Directors.

### SCHOOL-BY-SCHOOL MEDIA INFORMATION

Each school has its own policies and procedures regarding the media. Please contact the Conference office or the institution's Football Contact if you have any questions regarding media procedures.

### INTERVIEWS & STUDENT-ATHLETE CONTACT

All media are discouraged from contacting student-athletes directly via Social Media or other forms of communication, and are respectfully reminded to work with each school's SID office in a professional manner to make the necessary arrangements.

### CREDENTIALS & PRESS BOX DECORUM

Credentials for regular-season games are the responsibility of the host institution, and such requests should be made through the respective Sports Information Director. The press box and the media workrooms at all Big South Conference football stadiums are designed as professional work areas for media and statisticians. No cheering will be tolerated. The Big South Conference and its member institutions reserve the right to remove anyone from its press facilities.





STREAMING  
LIVE



ESPN+

The Big South Conference's 2018 football television broadcast schedule on **ESPN3** and **ESPN+** will feature at least 37 broadcasts -- eight telecasts on ESPN3 and a minimum of 29 Big South Network productions on ESPN+.

The Big South's ESPN3 "Game of the Week" package begins Saturday, Sept. 29 with defending champion and preseason favorite Kennesaw State hosting Samford at 6:00pm. The schedule continues Oct. 6 as the Owls open the Big South slate at home against Presbyterian, and follows each week through the conclusion of the regular-season on Nov. 17, which will be a "Wild Card" selection determined 14-21 days in advance. Below is the exclusive ESPN3 slate:

#### 2018 BIG SOUTH EXCLUSIVE FOOTBALL EVENTS ON ESPN3

DATE	GAME	TIME
Sept. 29	Samford at Kennesaw State	6:00pm
Oct. 6	Presbyterian at Kennesaw State *	2:00pm
Oct. 13	Kennesaw State at Gardner-Webb *	1:30pm
Oct. 20	Campbell at Monmouth *	1:00pm
Oct. 27	Gardner-Webb at Campbell *	4:00pm
Nov. 3	Charleston Southern at Monmouth *	1:00pm
Nov. 10	Kennesaw State at Monmouth *	12:00pm
Nov. 17	Wild Card Selection (14-21 days in advance)	TBD

Seven non-conference road games involving Big South members will appear on ESPN+ this fall -- Kennesaw State at Georgia State, Aug. 30; Monmouth at Eastern Michigan Aug. 31; Charleston Southern at The Citadel, Sept. 15; Monmouth at Princeton, Sept. 22; Charleston Southern at future football member Hampton, Sept. 29; Gardner-Webb at East Tennessee State, Oct. 6; and Presbyterian at Wofford, Nov. 17. Other confirmed out-of-conference games receiving TV coverage include Charleston Southern at Florida on Sept. 1 (SEC Network) and Campbell at Coastal Carolina on Sept. 15 (ESPN3). Lastly, Hampton's six home games will air on ESPN+ -- two of which will be simulcast on the HBCU Gameday Facebook page.

*See page 15 for the full 2018 broadcast composite schedule*

The Big South Conference and ESPN reached a seven-year extension to its media rights deal in July 2018 that will see close to 1,000 annual conference events carried on ESPN networks -- including a minimum 900 events each year on ESPN+, the first multi-sport, direct-to-consumer subscription streaming service from The Walt Disney Company Direct-to-Consumer & International segment and ESPN which launched in April. The agreement runs through 2024-25, 34 years since the longstanding relationship began in 1991.

The comprehensive new deal makes ESPN+ the exclusive streaming home of Big South Network productions and features exclusive regular-season and Big South Championship broadcasts, including football, men's and women's basketball, men's and women's soccer, women's volleyball and lacrosse, baseball, and softball.

Under the arrangement, which includes the last year of the current agreement, the Big South men's basketball championship game will air on ESPN for the third consecutive year in 2019, while ESPN+ will televise six events per season. Additional linear opportunities are included, and the Big South will maintain its exposure on ESPN3.

The Big South Conference joins the comprehensive ESPN+ lineup, which include hundreds of MLB, NHL and MLS games, thousands of college events, Grand Slam tennis, Top Rank boxing, PGA Tour golf, international rugby, cricket, original shows and series, the full library of 30 for 30 films, and more. Fans can subscribe to ESPN+ for just \$4.99 a month or \$49.99 per year.

## BIG SOUTH NETWORK STUDIO

The Big South Conference unveiled its new Big South Network Studio in July 2018 as part of an eight-month renovation and expansion of the league's headquarters office in Charlotte, N.C. The studio provides new video content opportunities for the conference and its membership, as well as eventual live show capabilities that are part of enhanced efforts to showcase the league's student-athletes and athletics programs.

The new space features three functioning areas -- a main interview set, a smaller one-on-one interview set, and a green-screen set. The Big South Conference worked with Atlanta-based dB Integrations (project lead) and Artes, LLC (set designer) on the project. Initial planned programming within the new Big South Network Studio will include:

- One-on-one interviews and evergreen content with coaches and student-athletes;
- Breaking news announcements;
- Special sport and television schedule unveils;
- Game day and Championship previews;
- Interviews with influential leaders in college athletics and in the community;
- Interviews with Big South alumni;
- Social media updates from around the Big South;
- Community service reports

Future efforts will focus on special guest analysis, halftime segments for Big South Network productions on ESPN+, Player of the Week and postseason award announcements, sport-by-sport notebooks, and live studio programs



-- including pregame shows as well as Football and Basketball Media Day, among others.


"The development of the Big South Network studio is part of a long-range vision to present the Conference, its members and student-athletes in the most creative and progressive manner possible," stated Big South Commissioner **KYLE KALLANDER**. "As they say, 'Content is King', and with this studio the Big South will be able to maximize the distribution of our compelling content through programming in our new partnership with ESPN, and on digital and social media platforms."



Founded in 1983, the Big South Conference has been an exemplary leader in college athletics, dedicated to developing student-athletes through the pursuit of excellence in the classroom, community and field of play. The league's growing presence as an NCAA Division I athletic conference is made evident by its multitude of athletic accomplishments, innovative marketing and media partnerships, increased television packages and most importantly, its commitment to fostering the academic, personal, social, athletic and leadership development of its student-athletes. Comprised of 11 member institutions sharing a common geographic region and similar academic values and purposes, the Big South's remarkable history of achievement is characterized by the league's 19 championship sports and the profound academic and life successes of its more than 4,000 student-athletes. This has evolved into the conference's "Where Winners Are Made" mantra as part of a new strategic emphasis on becoming the premiere non-FBS conference in the Southeast.

Since 2000, the Big South Conference has experienced its most pivotal accomplishments in the league's history both athletically and academically, such as:

- NCAA Baseball National Champion in 2016
- Six individual National Champions
- Two top 10 finishes in the NCAA Men's Golf Championship — including fifth in 2007
- The No. 1 ranked team in the national polls in 2014 and 2015 (football)
- Reached the quarterfinals of the FCS Playoffs four times in a five-year span from 2013-17
- Multiple teams in the FCS playoffs four times since 2012
- Reached the NCAA "Sweet 16" in men's soccer, women's basketball, baseball and women's lacrosse
- Four NCAA Men's Basketball Tournament wins
- Reached the NCAA Softball Regional Championship game five times
- Three Top 24 finishes in the NCAA Women's Golf Championship since 2011
- The No. 1 seed in the NCAA Baseball Regionals four times, including the national No. 4 seed in 2010
- Three berths in the NCAA Baseball Super Regionals
- Multiple teams in the NCAA Baseball Regionals eight times
- Qualified three teams for NCAA postseason play in the same sport for the first time in 2016 (men's soccer, men's golf)
- Multiple postseason berths in at least four sports for five straight years
- First-ever appearance in the quarterfinals of the NCAA Women's Tennis Doubles Championship
- Appearances in the round of 32 in the NCAA Men's Singles Championship
- First All-Americans in men's and women's cross country
- The first-ever national finalist for NCAA Woman of the Year
- A Big South-record 13 Academic All-Americans in 2003-04 and 2013-14
- A Big South-record 28 NCAA Public Recognition Awards for APR Success in 2018
- A Big South-record 86 percent Graduation Success Rate in 2017 — fourth consecutive year at or above 84 percentile
- A Big South-record 42 All-Americans in 2011-12



On April 24, 1983, Charleston Southern (then Baptist College) Athletic Director Howard Bagwell and Augusta President George Christenberry began recruiting members into the fledgling league, and less than four months later on August 21, the Big South Conference was formed when Augusta, Charleston Southern, Campbell, Coastal Carolina and Winthrop

committed to the new conference. One month later, Dr. Edward M. Singleton was selected as the league's first Commissioner and continued to solicit new members. His efforts led to the additions of Armstrong State, Radford and UNC Asheville, giving the Big South more than the required six members to constitute an official conference. The Big South's first year of competition was in the Fall of 1984, and in September 1986, the Big South Conference was granted full-fledged NCAA Division I status.

During its infancy and prior to securing automatic bids to NCAA Championships, the Big South made early strides in earning at-large berths in several national postseason events, including volleyball, women's basketball and women's golf. In 1989, George F. "Buddy" Sasser replaced the retiring Dr. Singleton as Commissioner, and in 1990, the league received its first automatic bid — an automatic qualifier to the NCAA Baseball Championship. Under Sasser's seven years of leadership, the conference implemented its public relations and compliance programs, and introduced its first-ever men's basketball television package.



In August 1996, Kyle B. Kallander replaced Sasser as the league's third Commissioner, and in his 22 years at the helm of the Big South, Kallander has been instrumental in aggressively promoting the conference to unprecedented heights. During his tenure, men's and women's indoor track & field (1997), football (2002) and women's lacrosse (2013) were added as sponsored sports. The conference has also enjoyed record levels in marketing revenue, in addition to extensive television coverage for women's basketball, baseball, softball, men's and women's soccer, volleyball and women's lacrosse for the first time. The league as a whole has enjoyed increased national television exposure through aggressive and unique television packages. Conference membership has solidified with the additions of Hampton University and USC Upstate this year, plus High Point, Gardner-Webb, Presbyterian College and Longwood, as well as the return of charter member Campbell University. Kallander's long range vision has also included technological advancements, as the conference introduced its first live streaming event in 2005 and has consistently provided video offerings of more than 850 annually through a partnership with the member institutions, as well as the creation of several online and social media platforms. Ongoing equipment upgrades will allow these productions to become "TV-ready" in the near future, while the emphasis on video integration has allowed the conference to expand its reach globally as well as serve as a model for peer conferences to emulate. Kallander has also pushed initiatives around student-athlete wellness, such as an annual Health & Safety Summit that began in 2016.



Under Kallander's leadership, the Big South developed and initiated its first long-range strategic plan, re-affirming the league's vision as a distinctive athletic conference committed to the quality of institutional life through athletic competition. An updated strategic plan was launched in 2015 with the objective to transform the Big South Conference into the premiere non-FBS conference in the Southeast. The primary areas of focus are basketball success, media exposure, academic centrality, student-athlete experience and messaging/branding. In 2017, the league overhauled its identity with the most comprehensive rebrand in the 33-year history of the Big South Conference.


The rebrand included a new brand identity featuring an adjusted color scheme, the introduction of a secondary logo and an extensive advertising campaign to enliven the conference's distinct values, its roots in the Southeast region of the United States and its vision for the future. The foundation of the rebrand was built from the conference's Live, Love and Life pillars, which are externally expressed through the conference's new "Where Winners Are Made" mantra. Crafted in collaboration with conference leadership and student-athletes, the tagline (and corresponding #BigSouthMade hashtag) embodies and affirms the Big South's commitment to developing student-athletes for profound success through Division I collegiate athletics and transformative academics.

Prominent Big South athletic alumni include multi-Olympians Amber Campbell and Taylor Milne; 2016 U.S. Open Champion Dustin Johnson; former American League All-Star Ty Wigginton; Cleveland Indians pitcher Cody Allen; Oakland Athletics pitcher Ryan Dull; Texas Rangers pitcher Eddie Butler; Washington Redskins cornerback Josh Norman, NFL running back and "Dancing with the Stars" champion Rashad Jennings; ESPN personality Sam Ponder, three-time NFL Pro Bowler Justin Bethel, WNBA veteran Avery Warley and St. Louis Cardinals interim manager Mike Shildt.



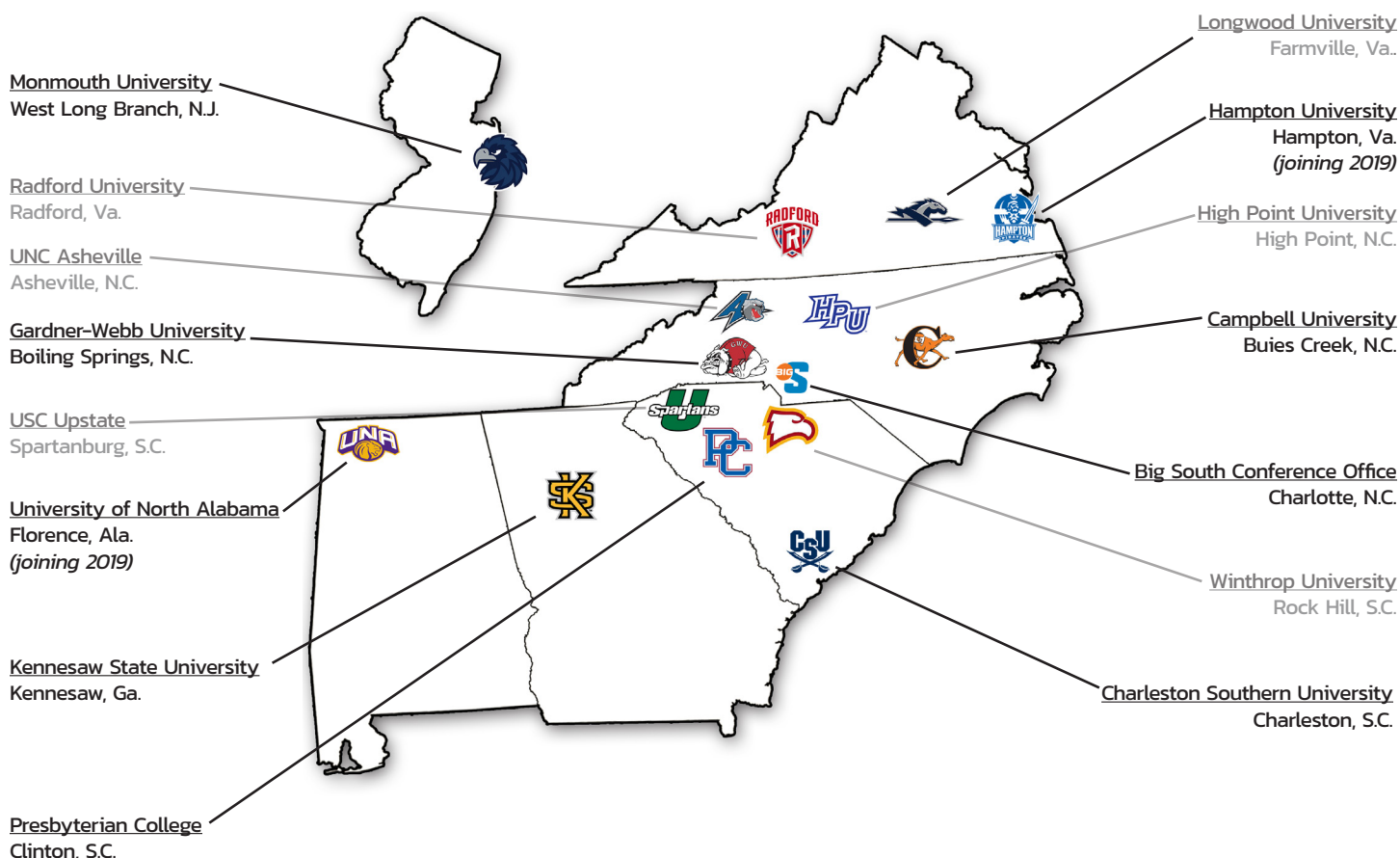
Distinguished alumni from Big South member institutions include Charlotte Hornets President Fred Whitfield (Campbell), U.S. Senator Tim Scott (Charleston Southern), Basketball Hall of Famer Artis Gilmore (Gardner-Webb), Educator, author, orator, and advisor to U.S. presidents Booker T. Washington (Hampton), Grammy-award winning singer/songwriter Donna Fargo (High Point), former LPGA player Tina Barrett (Longwood), HGTV President Jim Samples (Presbyterian), former U.S. National Men's Soccer Team member Dante Washington (Radford), former Weather Channel anchor Kristina Abernathy (UNC Asheville) NBA player Torrey Craig (USC Upstate) and actress Andie MacDowell (Winthrop).

The conference's on-field accomplishments have been duplicated in the classroom. For the past four years, more than 50 percent of conference's student-athletes have been named to the Big South's Presidential Honor Roll for maintaining a 3.0 grade-point average for the academic year — including 58.69 percent in 2017-18 that featured 187 student-athletes with a 4.0. The league has experienced year-to-year APR improvement over the past five years, and the conference achieved its highest Graduation Success Rate (GSR) in 2017 at 86 percent — the fourth consecutive year at or above the 84 percentile.





# THE BIG SOUTH CONFERENCE FOOTPRINT



Institutions listed in grey do not play football in the Big South ... Gardner-Webb joined the Big South Conference full-time on July 1, 2008 ... Presbyterian College became a full-fledged NCAA Division I member on August 2, 2012 ... Charter member Campbell, which re-joined the Big South as full members in 2011-12, joined Big South football in 2018 ... Monmouth is in its fifth year as an associate football member, while Kennesaw State is in its fourth season as an associate football member ... New full member Hampton will begin its Big South football affiliation in 2019 ... North Alabama will begin its Big South associate membership in 2019 ... The Big South Conference office is headquartered on the south side of Charlotte, N.C. Originally located in Myrtle Beach, S.C., the office moved to Winthrop University in 1996 on an interim basis until the first Charlotte location was ready in late 1997. The Conference moved into its current location in April, 2004.

 Approximate Mileage Between Football-Playing Institutions								
<b>CAMPBELL</b>		235	194	216	433	509	669	251
<b>CHARLESTON SOUTHERN</b>	235		205	433	327	737	563	156
<b>GARDNER-WEBB</b>	194	205		388	219	656	438	65
<b>HAMPTON</b>	216	433	388		595	357	793	456
<b>KENNESAW STATE</b>	433	327	219	595		866	228	192
<b>MONMOUTH</b>	509	737	656	357	866		980	723
<b>NORTH ALABAMA</b>	669	563	438	793	228	980		446
<b>PRESBYTERIAN COLLEGE</b>	251	156	65	456	192	723	446	



Big South Conference football has experienced remarkable and historic achievements since becoming an AQ conference in 2010, including:

- Four appearances in the FCS quarterfinals in a five-year span from 2013-17
- The No. 1-ranked FCS program in the nation in 2014 and 2015
- Multiple playoff teams four times
- Five consecutive seasons with a playoff victory
- Six FBS victories
- 87-51 record (≈63.0 percent) against non-conference FCS opponents since 2013
- Jerry Rice National Freshman of the Year award winner (2017) and runner-up for the Walter Payton National Player of the Year award (2012)
- Three teams ranked in the national Top 25 polls in the same week twice (2013 and 2015)
- 83 consecutive weeks with a nationally-ranked member from Week 9 of 2011 to Week 6 of 2017
- Multiple nationally-ranked programs in the same week 40 times since 2013, including two Top 10 teams for the first time in 2015
- Six seasons with an NFL Draft pick, including league-record three selections in 2014

The growth of Big South football has been exceptional since its inception 17 seasons ago. The formidable years of 2002-05 included great feats -- including the league's first win over the nation's No. 1 team in 2005 -- that set the tone for the future. The Big South's first true breakthrough onto the national landscape occurred in 2006 when league champion Coastal Carolina became the first football member to advance to the postseason when the Chanticleers received an at-large berth in the 16-team NCAA Division I Football Championship.

At that same time, the league progressed closer to cementing its status as a viable football conference as well as the coveted automatic bid to the NCAA postseason. Big South administrators earned appointments to national NCAA committees starting in 2006, membership growth in 2008 featured Presbyterian College (full member), Stony Brook (associate member) and Gardner-Webb's addition as a full member, plus consistent nationally-ranked programs, notable non-conference victories, national award finalists and the league's first-ever NFL Draft picks (2007 and 2008). All the efforts came to fruition in the spring of 2008 when the NCAA announced the expansion of the FCS Playoffs from 16 to 20 teams in 2010, and granted the Big South an automatic bid starting that year -- boosting the conference into a new stratosphere.

Big South Conference football came into existence in the Fall of 2002 after a long and arduous process. Football had always been a long range goal of the conference. In the early 1990s, football seemed on the horizon in the Big South, as Charleston Southern fielded its first

team in 1991 and the conference added Liberty, which was already playing on the gridiron, as a new member. However, football never got off the ground in the early part of the decade as other issues came to the forefront, including the Big South's emergence as a basketball conference. The league was awarded its first automatic bid to the NCAA men's basketball championship in 1992 and football was put on the back burner while basketball began to flourish.

The idea was revived in 1997 when Elon joined the Big South. That gave the conference three full-time members with football programs -- half the number needed to be recognized as a conference by the NCAA. Two years later on Nov. 10, 1999, Coastal Carolina announced it would add football by the Fall of 2003. The wheels were set in motion to establish a conference home for the league's football-playing members.

After attempts to form a joint football conference with the ASUN Conference failed, the Big South began recruiting more members to join its fledgling football league. On May 23, 2001, the original dream became a reality when the Big South's Council of Chief Executive Officers voted unanimously to add football as the conference's 18th championship sport.

Shortly after the approval of football, the Big South's recruiting efforts paid off, as the addition of Gardner-Webb as an associate football member was announced on June 20, 2001. There were hopes that a four-team league could begin play later that Fall, but scheduling conflicts could not be worked out and the Fall of 2002 was designated as the kickoff for Big South Football. The Big South continued to look for additional members, with a goal of eventually having seven or eight playing members. On Dec. 10, 2001, one of the oldest programs in the state of Virginia -- Virginia Military Institute, announced it would join the Big South in all sports in 2003 and maintain the conference's football membership at five following Elon's departure.

While the inevitable trickle-down impact of conference realignment has reached the Big South in recent years, the league continues to prosper with the recent additions of Monmouth and start-up program Kennesaw State, plus Campbell's membership beginning this season.

In 2016, the Big South and ASUN created a partnership that guarantees a football "home" within the Big South Conference for ASUN members that play scholarship football, and that collaboration has led to the addition of North Alabama in 2019 -- allowing the Big South to remain poised for future expansion. In November 2017, the Big South added Hampton University as a full member, and the Pirates will be official football members in 2019.

With its seismic growth and consistent multiple playoff-caliber programs, the Big South continues to be a major national competitor in FCS football with an everlasting eye on the ultimate prize -- a National Championship.

## BIG SOUTH FOOTBALL ... BY THE NUMBERS


- 1** – Nation's No. 1-ranked program in FCS Coaches poll in 2014 & 2015 (10 total weeks)
- 1** – National Award Winner (2017 Freshman of the Year - Bryson Armstrong)
- 3** – NFL Pro Bowl Selections in 2015 (Justin Bethel, Josh Norman, Mike Tolbert)
- 4** – Original teams in 2002 (Charleston Southern, Elon, Gardner-Webb, Liberty)
- 4** – FCS quarterfinal appearances since 2013
- 6** – Wins over FBS opponents (all since 2010)
- 8** – Big South football-playing members in 2019 -- an all-time high
- 10** – NFL Draft picks (all since 2007)
- 12** – Record for most wins in a season (accomplished three times)
- 13** – FCS Playoff appearances (10-13 record)
- 13** – Times a Big South member has faced No. 1 ranked FCS team (3-10 record)
- 31** – Times a ranked Big South team has played a ranked FCS opponent (14-17 record)
- 46** – Highest overall pick number of a Big South player in the NFL Draft (WR Jerome Simpson, 2nd round in 2008)
- 50** – Combined total of national finalists for Walter Payton Award (11), Buck Buchanan Award (15), Jerry Rice Award (9) and Eddie Robinson Award (15)
- 81** – Former Big South players to earn NFL opportunities since 2002
- 83** – Consecutive weeks with a member in the Top 25 national rankings from Week 9 of 2011 (Oct. 11) to Week 6 of 2017 (Oct. 1)
- 206** – All-Americans since 2002
- 3,410,241** – Total attendance since 2002



**MAY 23, 2001** – The Big South Conference announces that it will add football as its 18th championship sport, beginning with the 2002 season.

**JUNE 20, 2001** – Gardner-Webb University is added as an associate football member.

**AUGUST 31, 2002** – The Big South officially kicks off its first football season with four members: Charleston Southern, Elon, Gardner-Webb and Liberty. Gardner-Webb becomes the first squad to win a game in the Big South, defeating Morgan State 28-24 in the season opener.



**OCT. 5, 2002** – Gardner-Webb and Liberty meet in the inaugural Conference game in Lynchburg, Va., with the Runnin' Bulldogs defeating the Flames, 31-21.

**NOV. 9, 2002** – Gardner-Webb wins the inaugural Big South football championship.

**MAY 2003** – The Big South signs its first TV agreement to televise Big South football on an annual basis.

**SEPT. 19, 2004** – Former Gardner-Webb standout Jim Maxwell makes his NFL debut with the New York Giants against the Washington Redskins, becoming the first Big South football player to play in the NFL.

**SEPT. 25, 2004** – Gardner-Webb defeats No. 25 Western Carolina in overtime, the Big South's first-ever win over a ranked opponent.

**NOV. 20, 2004** – Coastal Carolina defeats Charleston Southern, 52-28, to claim its first Big South football championship in just its second year of existence. The Chants finished the season with a 10-1 record and 4-0 mark in the Conference.

**SEPT. 10, 2005** – Coastal Carolina upsets No. 1-ranked James Madison, 31-27. The Chanticleers, the first Conference member to play the current No. 1 team in the nation, are the second Big South football team to defeat a ranked team.



**OCT. 30, 2005** – Former Liberty RB Sam Gado becomes the second Big South player to play in the NFL when he debuts with Green Bay. Gado later was named the NFL's Rookie of the Month for November.

**OCT. 31, 2005** – Coastal Carolina cracks the Top 10 in three national polls, the Big South's first-ever appearance in the top 10. Coastal is ranked 8th (ESPN/USA Today), 9th (The Sports Network) and 10th (Weekly Football Gazette).

**APRIL 6, 2006** – Presbyterian College announces its plan to transition to Division I and join the Big South as a transitional member in 2008 and as full-fledged members in 2012-13.

**SEPT. 23, 2006** – For the first time in Big South football history, a Big South member appears on the ESPN family of networks when Gardner-Webb's home game vs. Appalachian State is broadcast tape-delayed on ESPNU. The League will have two more broadcasts on ESPN properties during the 2006 regular-season (Liberty on ESPN360 and VMI on ESPN Classic).

**NOV. 6, 2006** – For the first time, the Big South has two programs ranked in The Sports Network national Top 25 poll in the same week. Coastal Carolina is No. 16 and Charleston Southern is No. 24 in the country.



**NOV. 19, 2006** – League champion Coastal Carolina becomes the first Big South member to receive a berth in the NCAA Division I Football Championship when the Chanticleers are selected to the 16-team field as an at-large participant. Coastal would fall to eventual national champion Appalachian State in the first round, 45-28.

**APRIL 29, 2007** – Coastal Carolina QB Tyler Thigpen becomes the first player in Big South football history to be selected in the NFL Draft when he is selected by the Minnesota Vikings in the seventh round (217th overall).

**APRIL 25, 2008** – The NCAA Board approves the funding for the expansion of the FCS Championship to 20 teams beginning in 2010, assuring every Automatic Qualifier eligible conference, including the Big South, will have access to the Championship.

**APRIL 26-27, 2008** – The Big South has two players selected in the NFL Draft, a league first. Coastal Carolina wide receiver Jerome Simpson is selected by the Cincinnati Bengals in the second round with the 46th overall pick, while Gardner-Webb defensive end Brian Johnston is selected by the Kansas City Chiefs in the seventh round with the 210th overall pick.

**AUGUST 30, 2008** – Seven former Big South football players are on NFL opening day rosters in some capacity: Gardner-Webb's Brian Johnston (Chiefs), Charleston Southern's Maurice Price (Chiefs), Liberty's Vince Redd (Patriots practice squad), Coastal Carolina's Jerome Simpson (Bengals), Coastal Carolina's Quinton Teal (Panthers), Coastal Carolina's Tyler Thigpen (Chiefs) and Coastal Carolina's Mike Tolbert (Chargers).



**SEPT. 8, 2008** – Liberty's football team is ranked No. 25 in The Sports Network poll, the fifth-straight season the Big South has had a nationally-ranked football team.



**NOV. 8, 2008** – Stony Brook's rushing duo of Edwin Gowins and Conte Cuttino set an NCAA FCS single-game record for most rushing yards gained by two players from the same team. Gowins and Cuttino combine for 483 rushing yards at Iona, and duplicate the output the following week vs. VMI. Gowins and Cuttino are also the first set of teammates in Big South history to rush for more than 200 yards in the same game in consecutive weeks, and are the first pair of teammates in League history to rush for 1,000 yards in the same season.



**JAN. 24, 2009** – Liberty University running back Rashad Jennings becomes the first player in the Big South's football history to play in the annual Senior Bowl. The contest is college football's premier pre-draft event, annually featuring the nation's best senior collegiate football stars and top NFL draft prospects on teams coached by NFL coaching staffs. Jennings is a member of the winning South team, and leads the squad with 41 rushing yards.

**APRIL 26, 2009** – For the third consecutive year, the Big South has a player selected in the NFL Draft when Liberty's Rashad Jennings is drafted in the seventh round (250th overall) by the Jacksonville Jaguars.



**AUGUST 26, 2009** – Six of the seven Big South football teams receive votes in The Sports Network Preseason Top 25 poll, a Conference record for most teams receiving Top 25 votes in the same poll at any time during the season. With a record 160 ballots cast, Liberty (330), Coastal Carolina (52), Charleston Southern (12), Stony Brook (10), Presbyterian (2) and Gardner-Webb (1) each received at least one Top 25 vote, and Liberty finished just outside the Top 25 at No. 27. Liberty was No. 26 in the FCS Coaches Preseason Top 25 poll.

**AUGUST 2, 2010** – The Big South Conference announces its largest football television package to date, as a league-record eight Conference football games will be televised during the 2010 season. Three games will air on SportSouth, three on ESPN3.com and two on MASN.

**SEPT. 2, 2010** – In the college football season opener, Presbyterian College's 68-yard misdirection touchdown pass at Wake Forest is honored as the No. 1 "Top Play" of the day on ESPN's "SportsCenter." It is the first time in school history that the Blue Hose were shown on the nightly segment.

**SEPT. 11, 2010** – The Big South Conference records the first-ever football wins over FBS opponents in Conference history when Gardner-Webb and Liberty defeat MAC schools on the road. Gardner-Webb is the first to accomplish the feat with its 38-37 in overtime at Akron, while Liberty wins 27-23 later that night at Ball State.



**SEPT. 21, 2010** – Charleston Southern football player Jordan Lancaster is named to the 22-member Allstate AFCA Good Works Team -- college football's preeminent community service award representing all football classifications, becoming the first Big South student-athlete to be recognized with this achievement.

**NOV. 20-21, 2010** – Coastal Carolina is awarded the Big South's first-ever automatic bid to the FCS Playoffs by virtue of the league's tiebreaker. The Chanticleers tied for first-place with Liberty and Stony Brook at 5-1 -- the first three-way tie in the League's nine-year football history. Coastal Carolina is awarded a first round home game against Western Illinois, becoming the first Big South football program to host a postseason contest.

**JULY 11, 2011** – For the first time in Big South football history, two student-athletes are among the 20 preseason candidates for the annual Walter Payton Award in the same season, as Liberty teammates Mike Brown and Chris Summers are named to the initial Watch List.



**JULY 25, 2011** – Charleston Southern defensive back Chris Kuzdale is among the 132 football student-athletes nationwide to be nominated for the annual Allstate AFCA Good Works Team®. Kuzdale is the third Big South player in four seasons to be nominated.

**OCT. 4, 2011** – Presbyterian College defensive back Justin Bethel is added as a candidate for the Buck Buchanan Award, the top defensive honor in FCS. He is the fifth player in League history to be named to the list.




**NOV. 15, 2011** – Coastal Carolina defensive back Josh Norman is named as one of 20 finalists for the Buck Buchanan Award, the top defensive award in FCS. Norman joins PC's Justin Bethel as a finalist, marking the first time in Big South history the Conference has two players named as official candidates for the Buchanan Award.

**NOV. 21, 2011** – For just the second time in Big South history, the conference has two football teams nationally-ranked in the same week, as league champion Stony Brook is ranked No. 22/24 in the major polls, while Liberty is ranked No. 23/24. Coupled with Coastal Carolina's national ranking from Oct. 3-10, it marks the first time the Big South has ever had three members nationally-ranked in the same season.

**NOV. 26, 2011** – Stony Brook rallies from 18 points down to defeat Albany, 31-28, in the first round of the FCS Playoffs, becoming the first Big South team to win a playoff game.

**DEC. 8, 2011** – The Big South has two football student-athletes named CoSIDA Academic All-America in the same season for the first time. Liberty's Pat Kelly is voted to the First-Team, while Coastal Carolina's Marcus Lott is a Second-Team honoree.

**JAN. 12, 2012** – Coastal Carolina's Josh Norman and Presbyterian College's Justin Bethel accept invitations to play in the 87th East-West Shrine Game, which will be played Jan. 21 in St. Petersburg, Fla. Norman would later accept an invitation to play in the Senior Bowl.



**APRIL 28, 2012** – For the second time in Big South history, two football players are selected in the annual NFL Draft. Coastal Carolina's Josh Norman is selected by the Carolina Panthers in the fifth round (143rd overall), while Presbyterian College's Justin Bethel is chosen by the Arizona Cardinals in the sixth round (177th overall).

**JUNE 25, 2012** – Liberty Director of Athletics Jeff Barber is named the Under Armour Southeast Region AD of the Year by the National Associate of Collegiate Directors of Athletics (NACDA). In addition, Jim Fiore of associate football member Stony Brook is named Northeast Region AD of the Year.

**AUG. 2, 2012** – The NCAA Executive Committee grants Presbyterian College full-fledged membership in Division I, granting all 15 sports eligibility to compete for Big South and NCAA Tournaments, as well as access to the NCAA's revenue sharing program and other grants and scholarships.

**AUG. 20, 2012** – The Big South Conference announces its largest football TV package ever, as a league-record 27 games will be televised during the 2012 season. Overall,



the Big South will appear on television every week of the season for the first time in the League's 11-year football history, and will also have a "Game of the Week" carried on ESPN3 during all seven weeks of the Conference season for the first time.

**SEPT. 7, 2012** – The Big South has a record nine former football players on opening day NFL rosters (active, practice squad and/or reserve list), bettering the previous mark of seven.




**SEPT. 29, 2012** – Stony Brook defeats Army, 23-3, becoming the third-ever Big South football member to defeat an FBS program. The win vaults Stony Brook to No. 13 in both the FCS Coaches poll and Sports Network poll, marking the first time a Big South football team was ranked in BOTH polls at this point in the season.

**NOV. 18, 2012** – For the first time in the Big South's 11-year football history, the conference has two teams in the FCS Playoffs. Co-champion Coastal Carolina earned the League's automatic bid, while co-champion Stony Brook received an at-large berth into the 20-team field.

**NOV. 19, 2012** – Liberty quarterback Josh Woodrum is the Big South's first-ever finalist for the two-year old Jerry Rice Award, which is the National Freshman of the Year honor in FCS.

**NOV. 20, 2012** – For the first time in Big South history, two football coaches are named among the finalists for the Eddie Robinson Award as the National Coach of the Year. Coastal Carolina's Joe Moglia and Stony Brook's Chuck Priore are among the 20 finalists for the honor.



**NOV. 25, 2012** – Coastal Carolina and Stony Brook each win their respective FCS Playoff First Round games, a first for the Big South. The Chanticleers win 24-14 at No. 22 Bethune-Cookman, while Stony Brook defeats No. 14/18 Villanova, 20-10.

**DEC. 17, 2012** – Stony Brook running back Miguel Maysonet finishes as the Runner-Up for the Walter Payton Award, the highest standing for a Big South player in

the national player of the year voting.

**JAN. 9, 2013** – For the third time in the League's 11-year football history, two teams are ranked in the final Top 25 national polls. Associate member Stony Brook is ranked No. 11 in The Sports Network poll and No. 12 in the FCS Coaches poll, while Coastal Carolina finishes at No. 24 in both rankings.

**JAN. 19, 2013** – Charleston Southern's Charles James is named Defensive MVP of the inaugural Raycom All-Star Game following his two pass break-ups and two tackles. NFL scouts in attendance voted on the award.

**FEB. 14, 2013** – The Big South adds Monmouth University as an associate member in football, effective in 2014.



**MARCH 4, 2013** – The Big South Conference and ESPN announce a new seven-year television deal through 2019, which will expand the number of Big South events on ESPN platforms. Under the agreement, an average total of 62 Big South events will air annually on ESPN outlets, including a minimum 50 exclusive events on ESPN3. In addition, ESPN3 will now televise six events per season. At least 417 Conference events will appear on ESPN platforms during the life of the deal.

**SEPT. 4, 2013** – The Big South Conference adds Kennesaw State as an associate member in football, beginning in 2015. The Owls will return the League to seven-playing football members upon entry.



**SEPT. 14, 2013** – For the first time in league history, the Big South defeats two nationally-ranked football teams in the same week of the regular-season, as Gardner-Webb upsets No. 11/15 Richmond and Coastal Carolina wins at No. 25 Eastern Kentucky.

**SEPT. 21, 2013** – Gardner-Webb blanks No. 8/10 Wofford in football, 3-0, becoming the first team in Big South history to defeat nationally-ranked opponents in consecutive weeks. The victory gives the Big South a League-record three wins over nationally-ranked teams in 2013.



**SEPT. 23, 2013** – Gardner-Webb's football team enters the Top 25 national rankings for the first time in 11 seasons as it is ranked No. 25 in the FCS Coaches poll. Coupled with Coastal Carolina, it is the earliest time in League history that two Big South football teams are ranked in the same week.

**SEPT. 24, 2013** – The Big South announces it will utilize instant replay for select football games in 2013 as part of a new agreement with DVSport. The Big South becomes just the third FCS Conference to use instant replay during the regular-season.

**OCT. 7, 2013** – Charleston Southern enters the Top 25 national rankings for the first time since 2006 as the Buccaneers are ranked No. 25 in the FCS Coaches poll. CSU is the third Big South football team to be ranked in 2013, tying a League record for most Big South teams ranked at any point of a season.



**OCT. 31, 2013** – Coastal Carolina football player Niccolo Mastromatteo is one of 16 student-athletes in all of college football to receive the National Football Foundation (NFF) National Scholar-Athlete Award. Each honoree receives an \$18,000 post-graduate scholarship.



**NOV. 11, 2013** – For the first time in the Big South's football history, two teams are nationally-ranked inside the Top 15 in the same week. Coastal Carolina is ranked No. 9 and 11 in the two major polls, while Charleston Southern is ranked No. 12 and 13.

**NOV. 19, 2013** – A League-record five individuals are named as finalists for the top national awards in FCS. Coastal Carolina's Lorenzo Taliaferro is a finalist for the Walter Payton Award as National Offensive Player of the Year. Teammate Quinn Backus and Gardner-Webb's Shaquille Riddick are finalists for the Buck Buchanan Award as National Defensive Player of the Year. Charleston Southern's Jamey Chadwell and Coastal Carolina's Joe Moglia are finalists for the Eddie Robinson Award as National Coach of the Year.

**NOV. 30, 2013** – Coastal Carolina defeats Bethune-Cookman, 48-24, in the first round of the FCS Playoffs to mark the third consecutive season that the Big South has advanced to the second round of the postseason.

**DEC. 7, 2013** – Coastal Carolina becomes the first football team in Big South history to reach the quarterfinals of the FCS Playoffs when the Chanticleers defeat No. 4/5 Montana, 42-35 in Missoula, Mont.



**DEC. 27, 2013** – Former Big South football players Justin Bethel (Presbyterian) and Mike Tolbert (Coastal Carolina) are voted to the NFL Pro Bowl roster, becoming the Big South's first Pro Bowlers.

**JAN. 3, 2014** – Former Coastal Carolina fullback Mike Tolbert is named to the Associated Press All-Pro team, becoming the first former Big South football player to receive the postseason honor.

**JAN. 6, 2014** – Coastal Carolina's football team is ranked No. 7 in the final Top 25 polls, the Big South's highest ranking in the final polls and first time ending in the Top 10. Coupled with Charleston Southern's final ranking of No. 22/24, the Conference has two teams ranked in the final Top 25 polls for the third consecutive season.



**JAN. 16, 2014** – Liberty head football coach Turner Gill is elected to the American Football Coaches Association (AFCA) Board of Trustees.

**MAY 10, 2014** – A league-record three Big South football players are selected in the NFL Draft, tied for the second-most among FCS Conferences. Liberty's Walt Aikens is a fourth round selected (125th overall) by the Miami Dolphins, while Coastal Carolina's Lorenzo Taliaferro is drafted in the same round by the Baltimore Ravens at No. 138. Coastal's Matt Hazel is chosen is the sixth round (190th overall) by the Dolphins, marking the first time that two Big South teammates were drafted in the same year.



**JULY 10, 2014** – For the first time in league history, three Big South student-athletes are among the initial candidates for the Buck Buchanan Award, which honors the top defensive player in FCS. Coastal Carolina's Quinn Backus, Gardner-Webb's O.J. Mau and Liberty's Jacob Hagen are among the 20 individuals on the season-opening Watch List.

**JULY 15, 2014** – Charleston Southern's Christian Reyes and Liberty's Jonathan Burgess are among the national nominees for the Allstate AFCA Good Works Team®, marking the first time in league history that two Big South student-athletes are candidates in the same season.

**JULY 17, 2014** – The Big South Conference announces a new three-year television broadcast arrangement with the Sinclair Broadcast Group. The broadcasting agreement will begin with the 2014-15 athletic season and puts the Big South on the new American Sports Network (ASN).

**AUG. 6-8, 2014** – Coastal Carolina becomes the first Big South football member to be ranked inside the Top 10 at the start of the season, as the Chanticleers are No. 6 in the preseason FCS Coaches poll and No. 7 in the preseason The Sports Network ranking.

**SEPT. 11-13, 2014** – The Big South Conference goes 6-0 in its football games during Week 3, the first time in league history that every Conference member won its respective non-conference match-up in the same week. In addition, five Big South football programs are above .500 after three games – another league first.

**SEPT. 15, 2014** – Coastal Carolina (No. 5) and Liberty (No. 24) are ranked in The Sports Network Top 25 FCS poll, the earliest point in a season for two Big South teams to be ranked at the same time.

**SEPT. 22, 2014** – For the first time in Big South football history, the conference has three nationally-ranked programs in the same week, as the FCS Coaches poll has Coastal Carolina at No. 3, Liberty at No. 23 and Charleston Southern at No. 25. It is the third time in League annals that three different members have been nationally-ranked in the same season.

**OCT. 11, 2014** – Liberty football defeats Appalachian State, 55-48 in overtime, to mark the Big South's fourth win over an FBS program.

**NOV. 10, 2014** – Coastal Carolina is ranked No. 1 in the FCS Coaches poll, the first athletic program in Big South history to be voted No. 1 in a national poll.

**NOV. 23, 2014** – For the second time in conference history, two Big South teams reach the FCS Playoffs, as Liberty is the league's automatic bid recipient and Coastal Carolina is an at-large selection. The Chanticleers receive a No. 7 national seed and first round bye, marking the first Big South football program to achieve this feat.



**NOV. 29, 2014** – Liberty wins its FCS Playoff debut with a 26-21 victory at James Madison, giving the Big South two teams in the second round for the second time in league history.


**DEC. 6, 2014** – Coastal Carolina defeats Richmond, 36-15, to advance to the FCS Quarterfinals for the second consecutive year.

**DEC. 13, 2014** – Coastal Carolina's football playoff run ends with a 39-32 defeat at eventual National Champion North Dakota State. The Chanticleers held a brief, 32-31 lead with 14:56 to play, and it was the most points scored against the Bison since the 2010 season.

**DEC. 15, 2014** – Coastal Carolina football coach Joe Moglia finishes as the runner-up for the Eddie Robinson National Coach of the Year Award in FCS. It is the Big South's highest finish in voting for the award, and marks the second time the Big South has the runner-up in the four major individual FCS awards.



**DEC. 18, 2014** – Coastal Carolina linebacker Quinn Backus and Liberty defensive back Jacob Hagen are selected as the FCS ADA Top Collegiate Linebacker and Defensive Back, respectively, by the national organization.



**DEC. 23, 2014** – Former Presbyterian College football player Justin Bethel is named to his second consecutive NFL Pro Bowl.

**JAN. 12, 2015** – Coastal Carolina football is ranked No. 5 in the final national polls, the highest end-of-year ranking by a Big South

football member. Coupled with Liberty's final No. 17 ranking in both polls, it is the fourth consecutive year two Big South programs appear in the final rankings, and it is the highest final rankings for the Big South in seasons with two teams ranked.

**MAY 2, 2015** – Monmouth wide receiver Neal Sterling is drafted in the seventh round (220th overall) of the NFL Draft by the Jacksonville Jaguars, becoming the sixth Big South football player drafted in the last three years and 10th overall. Following the draft, a record 10 Big South players were either signed to undrafted free agent deals or invited to rookie mini-camps.

**July 16, 2015** – For the second consecutive season, two Big South football players are among the nominees for the AFCA Allstate Good Works Team®, as Gardner-Webb's Chad Geter and Liberty's Chima Uzowike are two of the 197 candidates for the 22-person team.

**July 29, 2015** – The Big South Conference becomes the first collegiate conference at any level to hold its annual football media day at the College Football Hall of Fame.



**Aug. 5, 2015** – For the first time in League history, the Big South has two football teams ranked in the preseason Top 25, as the FCS Coaches poll has Coastal Carolina ranked No. 5 and Liberty ranked No. 14. In the STATS LLC media poll, the Chanticleers are ranked No. 5 while the Flames are No. 15.

**Aug. 19, 2015** – The Big South announces that the highly-anticipated Coastal Carolina at Liberty season finale football game on Nov. 21 has moved to Thursday night, Nov. 19, at 7:00pm and will be televised live on ESPNEWS. It will be the first time a conference game will air on one of ESPN's linear networks, as well as the first league contest to be played on Thursday night.

**Sept. 7, 2015** – For the second time in as many years, the Big South has the No. 1-ranked football program in the nation as Coastal Carolina is the No. 1 team in the weekly FCS Coaches Poll. The Big South would hold the No. 1 ranking for eight consecutive weeks.

**Sept. 19, 2015** – For the first in Big South football history, the league goes 7-0 in a week -- five of which are wins against FCS opponents, including Liberty's 31-21 victory over No. 7/8 Montana.



**Oct. 3, 2015** – Big South football collects its fifth win over an FBS opponent as Liberty claims a 41-33 win at Georgia State inside the Georgia Dome. The victory was the league's third over an FBS program in four years.

# SOUTH KEY DATES IN BIG SOUTH FOOTBALL HISTORY

**NOV. 22, 2015** – For the second consecutive year and third time in Big South history, two teams qualify for the FCS Playoffs. Big South Champion Charleston Southern earns a No. 8 seed and first round bye, while Coastal Carolina makes the field for the fourth consecutive season and sixth time overall. The Bucs are the second Big South team to receive a Top 8 seed and bye.

**DEC. 5, 2015** – Charleston Southern defeats The Citadel, 14-6, in the second round of the FCS Playoffs in front of a record crowd of 8,451 fans at Buccaneer Field. It marks the third consecutive year the Big South has reached the quarterfinal round of the FCS Playoffs.



**DEC. 23, 2015** – Former Big South football players Justin Bethel, Mike Tolbert and Josh Norman are voted to the NFL Pro Bowl. It is Bethel's third consecutive selection.

**MARCH 15, 2016** – Charleston Southern is selected to play in the first college football game of the 2016 season, as

the Bucs will face North Dakota State on Saturday, Aug. 27 on ESPN in the 2016 FCS Kickoff in Fargo, N.D. Kickoff is set for 7:30 p.m. ET at the Fargodome. The game will be CSU's first appearance on ESPN in program history.

**MAY 1-2, 2016** – Seven former Big South football players are picked up by NFL teams as either undrafted free agents or rookie mini-camp invitees following the conclusion of the NFL Draft. Liberty's Josh Woodrum (Giants), Darrin Peterson (Bears) and John Lunsford (49ers); Coastal Carolina's Alex Ross (Falcons) and Tyrell Blanks (Texans); Monmouth's Hakeem Valles (Cardinals) and Gardner-Webb's O.J. Mau (Ravens) are the league's initial signees.

**SEPT. 13, 2016** – The Big South Conference and ASUN Conference jointly announce a unique FCS member partnership that will strengthen both



leagues and strategically reinforce the future of Big South football. The partnership, which takes effect immediately, guarantees a football "home" within the Big South Conference for ASUN members that play scholarship football. Under the arrangement, current or future ASUN Conference members that sponsor scholarship football will automatically be admitted as associate football members into the Big South Conference, so long as they are based in a pre-determined geographical footprint that spans the Mid-Atlantic and Southeast regions.



**NOV. 14, 2016** – Campbell University announces it will begin scholarship football effective with the 2018 season, and join the Big South's football program that same year.

**NOV. 14, 2016** – Big South associate member Kennesaw State is ranked No. 22 in the Top 25 FCS Coaches Poll, the program's first-ever national ranking. KSU is the third Big South member to be ranked in the Top 25 during the 2016 season, the fourth consecutive year the conference has had three teams nationally-ranked in the same year.

**NOV. 21, 2016** – The Big South has a record nine finalists for the FCS National Awards. The league has one Walter Payton Award candidate, three Buck Buchanan Award candidates, three Jerry Rice Award candidates, one Eddie Robinson Award candidate and one Doris Robinson Award candidate.



**DEC. 6, 2016** – The Big South Conference adds the University of North Alabama as an associate member in football effective with the 2019 season, as part of UNA's transition to Division I status and entry into the ASUN Conference.

**JAN. 10, 2017** – Charleston Southern offensive lineman Erik Austell is selected to play in the prestigious East-West Shrine Game, the nation's longest running college football all-star game. The game will be played Saturday, Jan. 21 at Tropicana Field and televised on the NFL Network.

**JAN. 14, 2017** – The Big South Conference introduces its new brand identity that epitomizes the league's strong commitment to its student-athletes and re-establishes the Conference's vitality, personality and longstanding success in NCAA Division I collegiate athletics under a new mantra – "Where Winners Are Made."



**FEB. 9, 2017** – Charleston Southern offensive lineman Erik Austell accepts an invitation to participate in the Feb. 28-March 6 NFL Combine in Indianapolis, Ind.



**MAY 16, 2017** – Kennesaw State quarterback Chandler Burks is selected as one of 200 student-athletes from across the country for the 2017 Career in Sports Forum. The annual educational forum hosted by the NCAA at its national office in Indianapolis in June allows attendees to learn and explore potential careers in sports, with the primary focus on college athletics.

**MAY 23, 2017** – Former Two-time Big South Offensive Player of the Year Rashad Jennings wins ABC's "Dancing With The Stars" competition.

**SEPT. 2, 2017** – The Big South collects its sixth football win over an FBS member as Liberty wins at Big XII Conference member Baylor, 48-45. It is the league's first-ever victory over a Power 5 football conference, as well as the first FBS win in a season-opener.

**OCT. 10, 2017** – The Big South Conference and Van Wagner Sports & Entertainment (VWSE) announce a multi-year, exclusive marketing and sponsorship rights partnership. As part of the agreement, VWSE's Collegiate Services division will manage and market the multimedia rights associated with the Big South, as well as serve as the conference's corporate sponsorship representative. Together, VWSE and the Big South will look to further enhance event-driven experiences for the Conference while creating a year-round brand presence for sponsors, member institutions, and a growing fan base through sponsorship sales, promotions, event production, broadcast rights and marketing activation.

**OCT. 30, 2017** – After a four-week hiatus, Big South football re-enters the Top 25 national rankings as both Kennesaw State and Monmouth are ranked. The Hawks are rated No. 24 in the FCS Coaches poll -- the first national ranking in the program's 25-year history, while the Owls are No. 25 in both the Coaches and STATS polls. The Big South's streak of 83 consecutive weeks with a nationally-ranked football team ended Oct. 2.

**NOV. 16, 2017** – The Big South Conference announces the addition of Hampton University as a full member effective July 1, 2018. Hampton will officially join the football membership in 2019.



**NOV. 19, 2017** – For the fourth time in the Big South's eight-year AQ history, two football teams earn berths into the FCS Playoffs. Kennesaw State clinched the league's automatic bid, while Monmouth received an at-large selection. It is the first postseason berth for both programs.

**NOV. 21, 2017** – The Big South has eight official national finalists for the major FCS Awards: Walter Payton Offensive Player of the Year Award (Chandler Burks), Buck Buchanan Defensive Player of the Year Award (Mike Basile, Anthony Ellis), Jerry Rice Freshman of the Year Award (Bryson Armstrong, Pete Guerriero, Torrance Marable) and the Eddie Robinson Coach of the Year Award (Brian Bohannon, Kevin Callahan). It is the third consecutive year at least a half-dozen Big South candidates are among the national finalists.

**NOV. 25, 2017** – Kennesaw State becomes the fourth different Big South football member to win its FCS Playoff debut, as the Owls defeat Samford, 28-17. It is the fifth time in six seasons that a Big South football member has advanced in the FCS Playoffs.

**DEC. 2, 2017** – Kennesaw State defeats Jacksonville State, 17-7, to advance to the quarterfinal round of the FCS Playoffs. It marks the fourth time in the last five seasons that the Big South reaches the FCS quarterfinals.



**DEC. 12, 2017** – Kennesaw State linebacker Bryson Armstrong is named the Jerry Rice Award winner as the FCS National Freshman of the Year, becoming the first Big South football student-athlete to win one of the four major FCS awards.

**DEC. 14, 2017** – Monmouth's Mike Basile is selected as the FCS ADA Top Defensive Back by the national organization, becoming the fourth Big South player to be honored.



**DEC. 20, 2017** – A league-record five student-athletes are named to the American Football Coaches Association (AFCA) All-America team, which is voted on solely by coaches. Kennesaw State teammates Bryson Armstrong and Justin Thompson are First-Team honorees, while Charleston Southern's Anthony Ellis, and Monmouth duo Mike Basile and Pete Guerriero are selected to the Second-Team.



**JAN. 8, 2018** – Kennesaw State redshirt-junior quarterback and 2017 Big South Offensive Player of the Year Chandler Burks is named one of nine finalists for the 17th Annual FCS ADA \$5,000 Postgraduate Scholarship after being honored to the 20th annual Football Championship Subdivision Athletics Directors Association (FCS ADA) Academic All-Star Team.



**JAN. 10, 2018** – Kennesaw State head football coach Brian Bohannon is named the 2017 AFCA FCS Coach of the Year by the American Football Coaches Association (AFCA).

**JAN. 14, 2018** – Charleston Southern All-American defensive end Anthony Ellis earns Defensive MVP honors at the 2018 SPIRAL Tropical Bowl.

**JULY 1, 2018** – Campbell University becomes an official member of Big South Football.



Kyle B. Kallander is in his 23rd year as Big South Conference Commissioner in 2018-19, a tenure that has seen year-to-year growth in marketing and television, an enhanced digital presence as well as unparalleled success on the field and in the classroom.

Kallander's development of a long-term strategic plan, which allows the Big South to position itself as unique amongst its peers, brought football to the Big South in 2002 as well as women's lacrosse in 2012-13 -- with both sports enjoying national success within five years of existence. He embarked on an updated strategy in 2015 to transform the Big South into the premiere non-FBS conference in the Southeast and spearheaded the most comprehensive rebranding of the league's identity in 2017.

He has solidified membership to double-digit totals for 10 consecutive years with the additions of Hampton, High Point, Gardner-Webb, Presbyterian College, Longwood and USC Upstate -- as well as the return of charter member Campbell University in 2011. Kallander's long range vision has also included technological advancements, as the conference introduced its first live streaming event in 2005 and has consistently provided video offerings of more than 900 annually through a partnership with the member institutions, as well as the creation of several online and social media platforms. Ongoing equipment upgrades will allow these productions to become "TV-ready" in the near future, while the emphasis on video integration has allowed the conference to expand its reach globally as well as serve as a model for peer conferences to emulate. Kallander has also pushed initiatives around student-athlete wellness, such as an annual Health & Safety Summit that began in 2016, and has emphasized diversity within the conference with the creation of a Big South "Connection" networking event in 2017.

Kallander has presided over some of the most pivotal events in the league's history both athletically and academically. During his tenure, the Big South:

- Has had one team National Champion (baseball);
- Has had six individual National Champions;
- Had a Big South member ranked No. 1 in the national polls in 2014 and 2015 (football);
- Has reached the NCAA "Sweet 16" in men's soccer, women's basketball, baseball and women's lacrosse;
- Started football and reached the FCS playoffs in five years and eventually gaining an automatic bid;
- Had two teams reach the FCS playoffs in the same year four times, and advancing in the playoffs five consecutive years;
- Had a team advance to the FCS quarterfinals four times (2013, 2014, 2015 and 2017);
- Has had three teams qualify for NCAA competition in the same sport in the same year (men's soccer and men's golf);
- Had its first at-large NCAA Tournament selection in volleyball;
- Has had a softball team reach the Regional Championship game five times;
- Has had a women's golf team advance to the NCAA Championship three times in six years;
- Has placed two teams in the NCAA Baseball Regionals eight times;
- Had members defeat the No. 1-ranked football and baseball team in the nation;
- Had its first-ever NCAA Men's Basketball Tournament first round win among four overall victories;
- Has had a baseball team earn a No. 1 seed and host an NCAA Regional and Super Regional;
- Had a doubles team advance to the quarterfinals of the NCAA Women's Doubles Championship;
- Had an individual reach the round of 32 in the NCAA Men's Singles Championship;
- Had its first All-Americans in men's and women's cross country;
- Had a league-record 42 student-athletes earn All-America distinction in 2011-12;
- Has had women's basketball, men's soccer, softball, baseball, women's soccer, volleyball and women's lacrosse televised for the first time;
- Had a Big South-record 13 student-athletes achieve Academic All-America status in 2003-04 and 2013-14;
- Had its first-ever national finalist for NCAA Woman of the Year;
- Saw seven programs receive at-large NCAA postseason berths in 2012-13;
- Live video streaming of conference events to elevate the league's exposure to new audiences via new integrated digital platforms, including ESPN+;
- Expansion and renovation of current conference headquarters that includes the new Big South Network Studio

The conference has produced more All-Americans since Kallander took office, while increasing its share of Academic All-Americans and All-District selections. For the last four years, more than 50 percent of the league's student-athletes have achieved at least a 3.0 grade point average -- including a record 59.96 percent in 2016-17, while several student-athletes have been recipients of various Postgraduate Scholarships during his timeframe. Kallander has also successfully integrated the conference's profile with the member institutions' general student body, notably through the development of the Big South Academic Consortium, which sponsors the annual Academic College Bowl among league members and the Big South Undergraduate Research Symposium. Furthermore, the Big South has been providing a Graduate Fellowship for postgraduate studies to one male and one female graduating student-athlete for more than a decade.

Nationally, Kallander has been heavily involved in several organizations and committees. He served on the NCAA Football Oversight Committee through 2018,

and previously the NCAA Division I Baseball Committee -- including Chair for the 2011-12 season. He also previously served on the NCAA/USOC Task Force, which examined the decline of Olympic sports programs at the nation's college and universities, chaired the NCAA Olympic Sports Liaison Committee, and served on the NCAA Committee on Women's Athletics.

To this day, Kallander continues to secure aggressive television packages through relationships with ESPN/ESPNU/ESPN3 and Stadium. The partnerships have brought the Big South new and enhanced television exposure for its member institutions and student-athletes, and coupled with the Big South Network, the league's exposure is seen by a worldwide audience. Kallander successfully negotiated a seven-year TV deal extension with ESPN through 2025, which has expanded the number of Big South events on ESPN platforms. The agreement includes a minimum six events per season on ESPNU -- four of which are primetime men's basketball telecasts.

Named the Big South's third commissioner on June 24, 1996, Kallander formed the Big South Marketing Group (BSMG) upon his arrival, a partnership with member institutions that enables the conference to develop an integrated marketing strategy and offer comprehensive corporate partnership packages. The Big South Business Group (BSBG) was also created, involving the Chief Financial Officers from each member institution. The BSBG explores ways that members can benefit through working together and with conference corporate partners. Kallander has overseen a revision of the league's governance structure and has been instrumental in securing record sponsorship revenues throughout his tenure, and has been innovative in developing and executing a public relations plan for the Big South, which has resulted in increased exposure, both on a regional and national level. On the field, the conference has added four Championship sports under Kallander -- men's and women's indoor track & field, football and women's lacrosse.

Kallander came to the Big South after serving as Southwest Conference Commissioner during the 1995-96 season. Under his guidance, the Southwest generated more than \$22 million in revenue, an all-time record. Kallander was also directly responsible for negotiating and implementing television agreements with CBS, Raycom and Prime Sports Southwest for the 1995-96 football and basketball seasons. He successfully administered the league's postseason basketball tournaments, which attracted its largest attendance since 1990, and also served as Tournament Director for the 1996 NCAA Men's Basketball Midwest Region First and Second Round Games in Dallas.

He began his collegiate athletics career at his alma mater, the University of Washington, in 1985, where he served as Director of Advertising & Promotions, as well as Director of Compliance, before joining the Southwest Conference in 1992 as Assistant Commissioner.

Kallander received a Bachelor of Arts Degree in Physical Education in 1980, and a Master of Science Degree in Kinesiology in 1982, from Washington. He is married to the former Lisa Dallosto and has two children, Stefan and Tristan.

## THE KALLANDER FILE

<b>Hometown:</b>	Mercer Island, Wash.
<b>Education:</b>	B.A. in Physical Education, University of Washington, 1980 M.S. in Kinesiology, University of Washington, 1982
<b>Previous Employment:</b>	Commissioner, Southwest Conference 1995-96
<b>Date of Hire:</b>	June 24, 1996
<b>Big South Conference Milestones:</b>	<ul style="list-style-type: none"> <li>• Addition of new members: Hampton, High Point, Presbyterian College, Gardner-Webb, Longwood and USC Upstate, plus the return of charter member Campbell University</li> <li>• Addition of four Championship sports: men's and women's indoor track &amp; field in 1997, football in 2002 and women's lacrosse in 2013.</li> <li>• Aggressive television packages, which include coverage by ESPN, ESPN3, ESPNU and ESPN+, and includes football, men's and women's basketball, baseball, softball, men's and women's soccer, volleyball and women's lacrosse.</li> <li>• Creation of Big South Academic Consortium of Big South Chief Academic Officers and Faculty Athletics Representatives to develop shared academic programs and resources among member institutions.</li> <li>• Progressive approach to Internet presence, including the addition of live video broadcasts on the Big South Network, which totaled more than 900 annually and can now be viewed on ESPN+.</li> <li>• Expansion and renovation of current conference headquarters to include new Big South Network production studio.</li> <li>• Formation of Big South Marketing Group and the Big South Business Group, resulting in record revenue for the conference.</li> <li>• Creation of Big South Sportsmanship program and Graduate Fellowship program.</li> <li>• Initiation on Strategic Planning process, allowing the league to position itself for future successes.</li> <li>• Innovative programs such as Health &amp; Safety Summit and Big South "Connection" networking event</li> <li>• Most extensive overhaul of conference brand identity with new messaging and branding</li> </ul>



The Big South Conference Hall of Fame was formed as part of the League's 20th anniversary celebration in 2003-04. Each year the Conference will induct up to eight (8) individuals into the Hall of Fame. The Conference Hall of Fame is housed at the office headquarters in Charlotte, N.C., and features historical images and artwork of the league's accomplishments and achievements over the years, including All-Americans, Annual Champions and NCAA Championship successes, as well as each enshrinee's plaque.

The inaugural class was inducted in May 2003 and consisted of 11 former student-athletes, coaches and administrators who were integral in the creation, development and early success of the Big South Conference. Inductees are enshrined as part of the League's annual Spring Meetings. The Big South Hall of Fame now boasts 69 members -- including the first Football inductee in 2017. The Hall of Fame did not induct a class in 2009 due to the League's 25th Anniversary celebration during the 2008-09 campaign.

## BIG SOUTH CONFERENCE HALL OF FAME INDUCTEES

### STUDENT-ATHLETES (49)

Anthonia Akpama, Liberty volleyball (1996-99)	Inducted 2013
Peter Aluma, Liberty men's basketball (1993-97)	Inducted 2008
Holly Bottar, Coastal Carolina women's basketball (1988-91)	Inducted 2004
Tammy Brown, Campbell women's basketball (1987-91)	Inducted 2006
Amber Campbell, Coastal Carolina women's track & field (2000-04)	Inducted 2016
Jason Colson, Winthrop baseball (1998-01)	Inducted 2012
Catherine Conder, Coastal Carolina women's cross country (1994-97)	Inducted 2010
Doug Day, Radford men's basketball (1989-93)	Inducted 2005
Robert Dowdell, Coastal Carolina men's basketball (1987-91)	Inducted 2007
David Doyle, Campbell men's soccer (1983-86)	Inducted 2015
<b>COLLIN DRAFTS, Charleston Southern football (2003-06)</b>	<b>Inducted 2017</b>
Tony Dunkin, Coastal Carolina men's basketball (1989-93)	Inducted 2003
Jessica Falca, Coastal Carolina softball (1996-99)	Inducted 2011
Katie Feenstra, Liberty women's basketball (2001-05)	Inducted 2016
Ilona Fekete, UNC Asheville volleyball (1990-92)	Inducted 2003
Anne Fontaine, Radford volleyball & women's basketball (1990-95)	Inducted 2017
Jim Gardas, Charleston Southern men's golf (1996-99)	Inducted 2010
Vicki Giffin, UNC Asheville women's basketball (1993-97)	Inducted 2016
Sara Graziano, Coastal Carolina softball (1993-94)	Inducted 2005
Jeff Greene, Winthrop men's track & field/cross country (1993-95)	Inducted 2008
Michelle Hall, Coastal Carolina softball (1990-93)	Inducted 2003
Stephanie Howard, Radford women's basketball (1986-89)	Inducted 2003
Sherry Johnson, Coastal Carolina softball (1992-95)	Inducted 2007
Lisa Kemme, Winthrop softball (1988-91)	Inducted 2003
Emma Kidd, Coastal Carolina women's tennis (1999-02)	Inducted 2014
Elena Kisseleva, Liberty women's basketball (1996-00)	Inducted 2011
Bryan Link, Winthrop baseball (1992-95)	Inducted 2006
Luis Lopez, Coastal Carolina baseball (1991-94)	Inducted 2004
Tomas Malik, Coastal Carolina men's tennis (1994-97)	Inducted 2008
Juha Miettinen, Campbell men's soccer (1987-90)	Inducted 2018
Taylor Milne, High Point men's track & field (2001-05)	Inducted 2018
Michelle Minton, Coastal Carolina softball (1990-94)	Inducted 2005
Becky Morgan, UNC Greensboro women's golf (1994-97)	Inducted 2012
Guy Norcott, Coastal Carolina men's soccer (1989-92)	Inducted 2010
Hans Olsen, Charleston Southern men's tennis (1989-92)	Inducted 2006
Kevin Pendley, Winthrop men's golf (1995-98)	Inducted 2010
Josh Pittman, UNC Asheville men's basketball (1994-98)	Inducted 2010
Joe Spinks, Campbell men's basketball (1990-94)	Inducted 2004
Ian Spooner, Radford men's soccer (1991-95)	Inducted 2013
Dante Washington, Radford men's soccer (1988-92)	Inducted 2003
Brooke Weisbrod, Coastal Carolina women's basketball, softball, tennis (1997-01)	Inducted 2017
Ryan Werner, Liberty men's track & field (1992-96)	Inducted 2007
Ty Wigginton, UNC Asheville baseball (1996-98)	Inducted 2011
Shannan Wilkey, Radford women's basketball (1990-94)	Inducted 2005
Jolene Williams, Coastal Carolina women's cross country/track (1996-00)	Inducted 2012
Sue Williams, Radford women's soccer (1990-93)	Inducted 2015
Janiva Willis, Winthrop softball (2002-05)	Inducted 2018
Janet Wooten, Campbell women's golf (1991-94)	Inducted 2008
Jill Young, UNC Asheville women's soccer (1993-96)	Inducted 2008

### COACHES (10)

Eddie Biedenbach, UNC Asheville men's basketball coach (1996-13)	Inducted 2015
Alan Connie, Coastal Caro. women's cc/track & field coach (1986-2014)	Inducted 2016
Dr. Ron Bradley, Radford men's basketball coach (1991-02)	Inducted 2010
Charlene Curtis, Radford women's basketball coach (1984-90)	Inducted 2006
Jess Dannelly, Coastal Carolina softball (1988-09)	Inducted 2015
Gregg Marshall, Winthrop men's basketball coach (1998-07)	Inducted 2012
Hans Olsen, Charleston Southern men's tennis coach (1997-01)	Inducted 2006
Jim Settle, Charleston So. cross country and track coach (1965-92)	Inducted 2005
Horace Turbeville, Winthrop baseball coach (1978-91)	Inducted 2007
John Vrooman, Coastal Carolina baseball coach (1975-77, 1987-95)	Inducted 2004

### ADMINISTRATORS/CONTRIBUTORS (11)

Howard Bagwell, Charleston Southern	Inducted 2003
Director of Athletics (1965-00)	
Big South Conference co-Founder	
Wendell Carr, Campbell	Inducted 2003
Director of Athletics (1974-92)	
Dr. George A. Christenberry, Augusta State	Inducted 2003
President (1970-86)	
Big South Conference Co-Founder/President (1983-86)	
Dr. Donald Dedmon, Radford	Inducted 2007
President (1972-94)	
Big South Conference President (1986-92)	
Dr. Anthony J. DiGiorgio, Winthrop	Inducted 2013
President (1989-13)	
Big South Conference President (1992-98, 2006-09)	
Jerry Edwards, Liberty	Inducted 2012
Radio Broadcaster (1981-10)	
Mike Gore, UNC Asheville	Inducted 2018
Sports Information Director (1986-15)	
Tom Hickman, Winthrop	Inducted 2017
Director of Athletics (1996-2016)	
George F. "Buddy" Sasser, Coastal Carolina	Inducted 2003
Director of Athletics (1986-89, 1996-99)	
Big South Conference Commissioner (1989-96)	
Dr. Edward M. "Dick" Singleton, Coastal Carolina	Inducted 2003
Chancellor (1963-83)	
Big South Conference Commissioner (1983-89)	
Chuck Taylor, Radford	Inducted 2006
Director of Athletics (1974-96)	



2016 Hall of Fame Class



2017 Hall of Fame Class



2018 Hall of Fame Class

### 2018 BIG SOUTH PRESEASON POLL

(as voted by Head Coaches and Media Panel)

TEAM (first-place votes)	POINTS
1. Kennesaw State (17)	107
2. Monmouth (1)	82
3. Charleston Southern	75
4. Gardner-Webb	52
5. Campbell	36
6. Presbyterian College	26

### 2018 NCAA FOOTBALL CHAMPIONSHIP SUBDIVISION INFORMATION

#### PLAYOFF SELECTION SHOW

Sunday, Nov. 18, 2018

#### FIRST ROUND GAMES

Saturday, Nov. 24, 2018  
(campus sites)

#### SECOND ROUND GAMES

Saturday, Dec. 1, 2018  
(campus sites)

#### QUARTERFINALS

Friday-Saturday, Dec. 7-8 2018  
(campus sites)

#### SEMIFINALS

Friday-Saturday, Dec. 14-15, 2018  
(campus sites)


#### CHAMPIONSHIP GAME

Saturday, Jan. 5, 2019  
Toyota Stadium  
Frisco, Texas



Toyota Stadium - Frisco, Texas

### 2018 PRESEASON PLAYERS OF THE YEAR




#### PRESEASON OFFENSIVE PLAYER OF THE YEAR

Chandler Burks, Kennesaw State  
QB, R-Sr.  
(Douglasville, Ga.)

#### PRESEASON

#### DEFENSIVE PLAYER OF THE YEAR

Bryson Armstrong, Kennesaw State  
LB, R-Soph.  
(Marietta, Ga.)



### 2018 PRESEASON ALL-CONFERENCE TEAMS

#### FIRST-TEAM OFFENSE

QB Chandler Burks, R-Sr., Kennesaw State  
RB Pete Guerriero, R-Soph., Monmouth  
RB Darnell Holland, Sr., Kennesaw State  
WR Reggie White Jr., R-Sr., Monmouth  
WR Justin Sumpter, R-Sr., Kennesaw State  
WR Kameron Brown, R-Jr., Charleston Southern  
TE Jake Powell, R-Jr., Monmouth  
OL C.J. Collins, R-Sr., Kennesaw State  
OL Ryan Wetzell, R-Sr., Monmouth  
OL Joseph Alexander Jr., R-Sr., Kennesaw State  
OL Ryan Warrior, Sr., Kennesaw State  
OL Russ Clayton, R-Sr., Monmouth

#### FIRST-TEAM DEFENSE

DL Solomon Brown, R-Sr., Charleston Southern  
DL Desmond Johnson, R-Jr., Kennesaw State  
DL Johnny Robinson, Sr., Charleston Southern  
DL McKenzie Billingslea, Sr., Kennesaw State  
LB Bryson Armstrong, R-Soph., Kennesaw State  
LB Anthony Gore Jr., R-Sr., Kennesaw State  
LB J.D. Sosebee, R-Jr., Charleston Southern  
LB Jack Ryan, R-Sr., Campbell  
DB Jace White, Sr., Kennesaw State  
DB Tymere Berry, Jr., Monmouth  
DB Shadarius Hopkins, Sr., Charleston Southern  
DB Dorian Walker, Jr., Kennesaw State

#### FIRST-TEAM SPECIAL TEAMS

PK Justin Thompson, Sr., Kennesaw State  
P Kyle Reighard, R-Jr., Charleston Southern  
KR Pete Guerriero, R-Soph., Monmouth  
PR Taz Lindsey, Sr., Charleston Southern  
LS Drew McCracken, Sr., Kennesaw State

#### HONORABLE MENTION

QB Kenji Bahar, Jr., Monmouth  
RB Shaquil Terry, Soph., Kennesaw State  
WR Aaron Blockmon, R-Sr., Campbell  
TE Riley Hilton, R-Sr., Presbyterian College  
OL Will Millikan, Sr., Gardner-Webb  
DL Josh Ramseur, R-Sr., Gardner-Webb  
LB Diego Zubieta, Sr., Monmouth  
DB Brandon Rowland, R-Sr., Charleston Southern  
PK Tyler Tekac, Sr., Charleston Southern  
P Nicholas Jones, Soph., Kennesaw State  
KR Shaquil Terry, Soph., Kennesaw State  
PR Jaquan Brooks, R-Jr., Campbell  
LS Ethan Ray, R-Soph., Charleston Southern



# 2018 COMPOSITE SCHEDULE



## THURSDAY, AUG. 30

Chowan at CAMPBELL ..... ESPN+ ..... 7:00pm  
 KENNESAW STATE at Georgia State ..... ESPN+ ..... 7:00pm

## FRIDAY, AUG. 31

MONMOUTH at Eastern Michigan ..... ESPN+ ..... 6:30pm

## SATURDAY, SEPT. 1

Limestone at GARDNER-WEBB ..... ESPN+ ..... 6:00pm  
 CHARLESTON SOUTHERN at Florida ..... SEC Network ..... 7:30pm

## THURSDAY, SEPT. 6

KENNESAW STATE at Tennessee Tech ..... 7:00pm

## SATURDAY, SEPT. 8

CAMPBELL at Georgetown ..... 1:00pm  
 Hampton at MONMOUTH ..... ESPN+ ..... 3:00pm  
 GARDNER-WEBB at North Carolina A&T ..... 6:00pm  
 PRESBYTERIAN at Austin Peay ..... 7:00pm

## SATURDAY, SEPT. 15

Stetson at PRESBYTERIAN ..... ESPN+ ..... 1:00pm  
 Alabama State at KENNESAW STATE ..... ESPN+ ..... 5:00pm  
 CHARLESTON SOUTHERN at The Citadel ..... ESPN+ ..... 6:00pm  
 Western Carolina at GARDNER-WEBB ..... ESPN+ ..... 6:00pm  
 MONMOUTH at Lafayette ..... 6:00pm  
 CAMPBELL at Coastal Carolina ..... ESPN3 ..... 7:00pm

## SATURDAY, SEPT. 22

MONMOUTH at Princeton ..... ESPN+ ..... 4:30pm  
 Shaw at CAMPBELL ..... ESPN+ ..... 6:00pm  
 Elon at CHARLESTON SOUTHERN ..... ESPN+ ..... 6:00pm  
 Clark Atlanta at KENNESAW STATE ..... ESPN+ ..... 6:00pm  
 Bluefield College at PRESBYTERIAN ..... ESPN+ ..... 7:00pm  
 GARDNER-WEBB at Appalachian State ..... TBA

## SATURDAY, SEPT. 29

Wagner at MONMOUTH ..... ESPN+ ..... 1:00pm  
 CHARLESTON SOUTHERN at Hampton ..... ESPN+ ..... 2:00pm  
 North Alabama at CAMPBELL ..... ESPN+ ..... 6:00pm  
 Wofford at GARDNER-WEBB ..... ESPN+ ..... 6:00pm  
 Samford at KENNESAW STATE ..... ESPN3 ..... 6:00pm

## SATURDAY, OCT. 6

PRESBYTERIAN at KENNESAW STATE \* ..... ESPN3 ..... 2:00pm  
 Wagner at CAMPBELL ..... ESPN+ ..... 2:00pm  
 GARDNER-WEBB at East Tennessee State ..... ESPN+ ..... 3:30pm  
 CHARLESTON SOUTHERN at Savannah State ..... 6:00pm

## SATURDAY, OCT. 13

Hampton at PRESBYTERIAN ..... ESPN+ ..... 12:00pm  
 Bucknell at MONMOUTH ..... ESPN+ ..... 1:00pm  
 KENNESAW STATE at GARDNER-WEBB \* ..... ESPN3 ..... 1:30pm  
 Virginia-Lynchburg at CHARLESTON SOUTHERN ..... ESPN+ ..... 6:00pm

## SATURDAY, OCT. 20

CAMPBELL at MONMOUTH \* ..... ESPN3 ..... 1:00pm  
 PRESBYTERIAN at CHARLESTON SOUTHERN \* ..... ESPN+ ..... 6:00pm

## SATURDAY, OCT. 27

MONMOUTH at PRESBYTERIAN \* ..... ESPN+ ..... 2:30pm  
 GARDNER-WEBB at CAMPBELL \* ..... ESPN3 ..... 4:00pm  
 KENNESAW STATE at CHARLESTON SOUTHERN \* ..... ESPN+ ..... 6:00pm

## SATURDAY, NOV. 3

CHARLESTON SOUTHERN at MONMOUTH \* ..... ESPN3 ..... 1:00pm  
 PRESBYTERIAN at GARDNER-WEBB \* ..... ESPN+ ..... 1:30pm  
 CAMPBELL at KENNESAW STATE \* ..... ESPN+ ..... 2:00pm

## SATURDAY, NOV. 10

CAMPBELL at PRESBYTERIAN \* ..... ESPN+ ..... 12:00pm  
 KENNESAW STATE at MONMOUTH \* ..... ESPN3 ..... 12:00pm  
 GARDNER-WEBB at CHARLESTON SOUTHERN \* ..... ESPN+ ..... 3:00pm

## SATURDAY, NOV. 17 (ESPN3 WILDCARD SELECTION ^)

MONMOUTH at GARDNER-WEBB \* ..... 1:30pm  
 PRESBYTERIAN at Wofford ..... ESPN+, WYCW ..... 1:30pm  
 CHARLESTON SOUTHERN at CAMPBELL \* ..... 2:00pm  
 Jacksonville State at KENNESAW STATE (at SunTrust Park) ..... TBA

## SATURDAY, NOV. 24

NCAA FCS Playoffs – First Round ..... TBD

BIG SOUTH MEMBER IN ALL CAPS

\* – Big South Conference game

^ – home game selection 14-21 days in advance

All Times ET and subject to change

Schedule as of August 16, 2018



## KENNESAW STATE LANDS TOP PRESEASON SPOT

For the first time, Kennesaw State is the outright favorite in the annual Big South preseason football poll, as the defending conference champion claimed the top spot in the 2018 preseason rankings as voted by the league's head coaches and media panel. The Owls received 17 of the 18 first-place votes, and begin their title defense Oct. 6 at home against Presbyterian. KSU was the preseason co-favorite in 2017.

## DOUBLE DIP -- BIG SOUTH HAD TWO PLAYOFF TEAMS FOR FOURTH TIME

For the fourth time in the Big South's eight-year AQ history, the conference sent two teams to the FCS Playoffs in the same season in 2017. Third-year program Kennesaw State earned its first postseason berth as the league's outright champion and automatic bid recipient, while Monmouth collected its first-ever playoff berth in the 25-year history of the program.

## FIVE GUYS

Monmouth's at-large berth in the 2017 FCS Playoffs was the Big South's fifth at-large entry into the postseason. The previous times were 2006 (Coastal Carolina), 2012 (Story Brook), 2014 (Coastal Carolina) and 2015 (Coastal Carolina). Meanwhile, Monmouth and Kennesaw State were the fifth and sixth different Big South members to qualify for the playoffs.

## RANK AND FILE

For the fourth time in five seasons and fifth time overall, the Big South had a team finish in the Top 10 of the final national rankings in 2017. League Champion Kennesaw State officially ended the 2017 campaign ranked No. 8 in the STATS FCS poll and No. 9 in the FCS Coaches ranking. Monmouth finished outside the final Top 25, as the Hawks ranked 26th in the Coaches poll and 29th in the STATS listing. The conference has had a Top 25 program in 89 of the last 93 polling weeks -- including a streak of 83 consecutive weeks from Oct. 17, 2011 to Oct. 1, 2017. In 2017, the Big South had two teams nationally-ranked in the same week six times, and had a single-season record four different members crack the Top 25 at some point during the year.

## BIG SOUTH SCORES ANOTHER SUCCESSFUL NON-CONFERENCE SEASON

The Big South went 16-11 ( =59.3 percent) against non-conference FCS opponents in the 2017 regular-season, marking the league's fifth consecutive winning regular-season against non-league foes. Since the start of the 2013 campaign, the Big South is 80-43 ( =65.0 winning percentage) in regular-season competition and 87-51 ( =63.0) when including postseason games in that span.

## HELLOS

This season features the addition of Campbell University, as the school announced on Nov. 14, 2016, that it will begin scholarship football in 2018, and make the subsequent move to the Big South. Campbell is already a full-time conference member, and played its final season of non-scholarship football last year in the Pioneer Football League. While the Big South Conference welcomed the addition of Hampton University as a full member beginning with the 2018-19 academic year, the Pirates' first year of the Big South Football will be next fall. Meanwhile, the University of North Alabama will join Big South Football in 2019 as an associate member, a direct result of the Big South's collaboration agreement with the ASUN Conference in which ASUN members playing scholarship football have an automatic home in the Big South.

## GOOD-BYES

Presbyterian College is transitioning its football program to the non-scholarship PFL in 2021, and will play two more years in the Big South (2018 & 2019).

## ROLL CALL

With the ongoing shifts in collegiate athletics, here is the Big South's official football lineup for the next three years:

2018 - 6	2019 - 8	2020 - 7
Campbell	Campbell	Campbell
Charleston Southern	Charleston Southern	Charleston Southern
Gardner-Webb	Gardner-Webb	Gardner-Webb
Kennesaw State	Hampton	Hampton
Monmouth	Kennesaw State	Kennesaw State
Presbyterian	Monmouth	Monmouth
	North Alabama	North Alabama
	Presbyterian	

## KSU'S BURKS VOTED PRESEASON OFFENSIVE PLAYER OF THE YEAR

Kennesaw State redshirt-senior QB **CHANDLER BURKS** was voted the Big South's 2018 Preseason Offensive Player of the Year. He is the first Kennesaw State player to be voted the Big South's preseason offensive honoree. Burks was the first player in league history to be voted both the Big South's Offensive Player of the Year and Scholar-Athlete of the Year in the same season in 2017. A finalist for the Walter Payton Award as the nation's top player, Burks co-led the nation with a Big South single-season quarterback-record 18 rushing touchdowns (tied for third-best among all Division I quarterbacks), directed the Owls to the nation's top rushing office, a 5-0 league record and an outright Big South championship. Burks earned four Big South Offensive Player of the Week honors as well as the STATS National Offensive Player of the Week and CFPA National Performer of the Week after accounting for five touchdowns, including a conference-record-tying four rushing TDs, and 245 yards of offense in the regular-season finale against Monmouth. Burks led the league in scoring (108 points) and rushing yards (1,103), was second in touchdowns responsible for (27 - school record) and fourth in total offense (172.1 yards/game). His school-record 1,103 rushing yards ranked him third-best in FCS among signal-callers. Burks also became the first player in Big South history with 1,000 yards rushing and 1,000 yards passing in the same year, as he completed 76-of-155 passes for 1,307 yards and nine scores.

## KSU'S ARMSTRONG VOTED PRESEASON DEFENSIVE PLAYER OF THE YEAR

Kennesaw State redshirt-sophomore linebacker **BRYSON ARMSTRONG** was tabbed the Big South's 2018 Preseason Defensive Player of the Year. He is the first Kennesaw State player to be voted the Big South's preseason defensive honoree. Armstrong is the first linebacker since 2014 to be voted the conference's Preseason Defensive Player of the Year. He was named the STATS Jerry Rice Award Winner as the FCS National Freshman of the Year in 2017. In addition, he was a three-time Big South Conference Freshman of the Week winner, a Big South Defensive Player of the Week, a STATS FCS National Player of the Week, and two-time STATS FCS National Player of the Week Honorable Mention. Armstrong finished the 2017 campaign with 114 total tackles (85 solo), 12.5 tackles for loss, 11.0 sacks, three interceptions, seven pass breakups, one quarterback hurry, four recovered fumbles, three forced fumbles and one blocked kick. He set the Big South single-season record for quarterback sacks and is the only player in league history to record double-digit sacks in a campaign.

## MAKING A STATE-MENT

Kennesaw State is playing Georgia State, Alabama State and Jacksonville State in 2018, and the Owls are 4-2 all-time against fellow "State"-named schools, including 3-1 last season. In 2017, KSU defeated Alabama State, Montana State and Jacksonville State, and fell to Sam Houston State. Kennesaw State is 1-1 all-time vs. East Tennessee State, and its two overall losses to the "State" schools has been by a combined eight points.

## BURKS LOCKED UP SINGLE-SEASON QB RUSHING TOUCHDOWN RECORD

Kennesaw State QB and 2017 Walter Payton Award finalist **CHANDLER BURKS** led the Big South with 18 rushing touchdowns last season -- the conference single-season record by a quarterback. He tied the league's single-game rush TD mark with four in the Big South Championship game vs. Monmouth in Week 12. Burks, whose six-game TD rush streak in 2017 was the second-longest by a quarterback in league history, has five career games with at least 3-TD rushes -- the most by a Big South quarterback and tied for the second-most overall in league annals.

## BANK ON BURKS

Kennesaw State QB **CHANDLER BURKS** is the Big South's all-time leader for most rushing touchdowns by a quarterback with 27, and is the second Big South signal-caller with 20 career rushing (27) and 20 career passing touchdowns (23). He enters 2018 on track to become the first player in league annals with 30 career rushing and passing scores. Meanwhile, Burks ranks second on the Big South's quarterback career rushing list with 1,908 yards, and needs 1,042 to break the record of 2,949 set by Gardner-Webb's **TYRELL MAXWELL** from 2014-17. Burks is the Big South's leading active career rusher, and is 92 rushing yards shy of becoming the 24th overall player with 2,000 in a career.



### BIG BROWN

Charleston Southern senior DL **SOLOMON BROWN** is ninth all-time with 35.0 career TFL, and ranks tied for seventh with 15.0 quarterback sacks. Brown needs five sacks to become just the fourth player with 20. His 35.0 career TFL have come in 33 career appearances, and he is approaching 100 career solo tackles and 200 career total stops.

### MONUMENTAL

Monmouth entered the national rankings last season for the first time in the program's 25-year history. The Hawks debuted at No. 24 in the FCS Coaches Poll on Oct. 30, reached as high as No. 22 the following two weeks before falling to No. 23 entering the FCS Playoffs. The squad's nine wins were its most since going 10-2 in 2006, and the team scored 30 points in eight of its nine victories this season -- a program record.

### TRY TO KEEP UP WITH THIS JONES

Monmouth senior RB **DEVELL JONES** finished second in the Big South in 2017 with 11 rushing touchdowns. The short-yardage specialist carried the ball a total of 62 times for 307 yards in 2017 -- with long runs of 42 and 53 -- and scored on runs of 6, 6, 8, 4, 1, 3, 4, 4, 1, 2 and 1 yards for the Hawks. Jones, who is just the eighth Big South player to score a rushing TD in the first five games of a season, was the first Monmouth player to score 10 rushing touchdowns since MU joined the Big South in 2014, and was the second player in league history to score 10-plus rushing TDs in a season with less than 100 carries. Coastal Carolina's **AUNDRES PERKINS** was the first when he rushed for 12 touchdowns on 68 attempts in 2005.

### REG-GIE, REG-GIE

Monmouth senior WR **REGGIE WHITE JR.** posted back-to-back seasons with 60+ receptions in 2016 and 2017 -- the first Big South player to achieve this feat since Liberty's **DARRIN PETERSON** in 2014-15 and the seventh overall in league history. The Big South leader in receptions, receptions per game and receiving yards in 2016, White ranks in the league's career Top 10 in receptions (8th - 178), receiving yards (9th - 2,240) and TD catches (T-8th - 20). White caught 10 passes for 187 yards and two scores in Week 8 vs. Liberty. It was his fifth career 10-reception game, the second-most in Big South history. The career record is eight, held by Charleston Southern's **MAURICE PRICE**. White is 22 grabs away from becoming the just the fourth player with 200 career catches, and needs 931 receiving yards to break the Big South record of 3,170 set by Peterson from 2012-15. White is 10 TD receptions shy of being just the third player with 30 in a career.

### POINT OF ORDER

Monmouth holds the Big South's longest active scoring streak at 37 games, just ahead of Kennesaw State's streak of 36 games. The league record is 144.

### OWL BE WATCHING

Kennesaw State led the Big South in total defense in 2017 at 301.4, and during the season became the first Big South member in history to hold three consecutive conference opponents to **three points-or-less**, as KSU permitted just a field goal overall in three league contests from Oct. 21-Nov. 11. Kennesaw State was also the second team with back-to-back shutouts in Big South games, joining the 2008 Liberty Flames. Kennesaw State held four consecutive opponents to less than 300 yards of offense during Weeks 8-11 (an average of just 239.5 in that timeframe).

### HOUSE CALLS

Kennesaw State went 7-0 at home in 2017 (6-0 during the regular-season), while Monmouth finished its home schedule a perfect 5-0, marking the first time since 2009 that two members finished unbeaten overall at home (including playoffs). It was the second time in three years that two Big South squads went undefeated at home in regular-season games. Kennesaw State was just the third different Big South team to post a 7-0 home record, joining Coastal Carolina (2004 and 2013) and Stony Brook (2012). The Owls have won nine-straight home games, dating back to 2016. The last Big South team to win at least 10 consecutive home games was Charleston Southern from 2014-16 (10).

### THREE-LEGGED RACE

Kennesaw State has three players who all could eclipse 2,000 career rushing yards this season. QB **CHANDLER BURKS** is the program's all-time leader with 1,908, followed by teammate RBs **JAKE MCKENZIE** (1,517) and **DARNELL HOLLAND** (1,482). Together, the trio has combined for 4,907 rushing yards and 52 scores. Should the three each reach the 2,000-yard milestone this year, it will mark the first time in Big South history that one school had three active 2,000-yard career rushers.

### BIRD'S EYE VIEW - KSU SET TWO BIG SOUTH RUSHING RECORDS IN 2017

The Kennesaw State Owls rushed for a Big South single-season record 4,623 yards in 2017 -- the first team in league history with 4,000 yards on the ground in a campaign. KSU finished as the nation's leader in rushing yards per game with 330.2, the second-highest single-season average in league history. Kennesaw State rushed for 300 yards in a Big South-record nine consecutive games during Weeks 5-13, and gained 3,205 yards in that span (356.1 average), including a conference-game record 498 in Week 7 at Liberty.

### MATCH GAME

The Big South is 14-17 all-time in games involving a ranked member against a nationally-ranked non-conference foe -- including 8-11 in the postseason. Of the 17 losses, 11 have been by a touchdown-or-less.

### CHARLESTON SOUTHERN'S MONOPOLY

Five times in Big South history has two teams ranked in the major FCS national polls gone head-to-head -- all since 2013, and Charleston Southern has been involved in four of the five. The Buccaneers are 4-0 in such contests, winning in 2013 (31-26 over #3/5 Coastal Carolina), 2015 (33-25 over 1/2 Coastal Carolina) and twice in consecutive weeks in 2016 (48-26 over #24/25 Liberty and 28-7 over #22 Kennesaw State).

### CAN OWLS MATCH PROGNOSTICATORS??

Preseason Big South favorite Kennesaw State will look to become the just the seventh team to win the outright conference championship after being voted the league's preseason No. 1. In all, the Big South's preseason favorite has won or shared the title 13 times in the previous 16 years. Below is a year-by-year look at the annual results:

Year	Preseason Favorite	Champion
2002	Gardner-Webb	Gardner-Webb
2003	Gardner-Webb	Gardner-Webb
2004	Gardner-Webb	Coastal Carolina
2005	Coastal Carolina	Coastal Carolina (shared w/CSU)
2006	Coastal Carolina	Coastal Carolina
2007	Liberty	Liberty
2008	Liberty	Liberty
2009	Liberty	Liberty (shared w/SBU)
2010	Liberty	Liberty (shared w/CCU and SBU)
2011	Liberty	Stony Brook
2012	Stony Brook	Stony Brook (shared w/CCU and LU)
2013	Coastal Carolina	Coastal Carolina (shared w/LU)
2014	Coastal Carolina	Coastal Carolina (shared w/LU)
2015	Coastal Carolina	Charleston Southern
2016	Charleston Southern	Charleston Southern (shared w/LU)
2017	Charleston So., Kennesaw St.	Kennesaw State

### EBBS AND FLOWS

The average margin of victory in the Big South's 15 games of competition last season was 16.5 points, a decrease from 2016's average of 18.1. The record for largest scoring margin for a league season is 24.0 points, which occurred in 2012 during a 21-game conference slate that featured seven teams. Just once in Big South history has the average scoring margin increased year-to-year: 2009 (14.3) and 2010 (20.8).

### BIG MEN ON CAMPUS

The six Big South Conference football members have a total of 27 players on its collective rosters weighing at least 300 lbs. Campbell has the most with 10, followed by Gardner-Webb with five, Presbyterian with four, Kennesaw State and Monmouth with three each, and Charleston Southern with two. Last season, the Big South had 21 players at or above the 300-pound threshold among six members.

# **2018 NCAA DIVISION I FOOTBALL CHAMPIONSHIP**

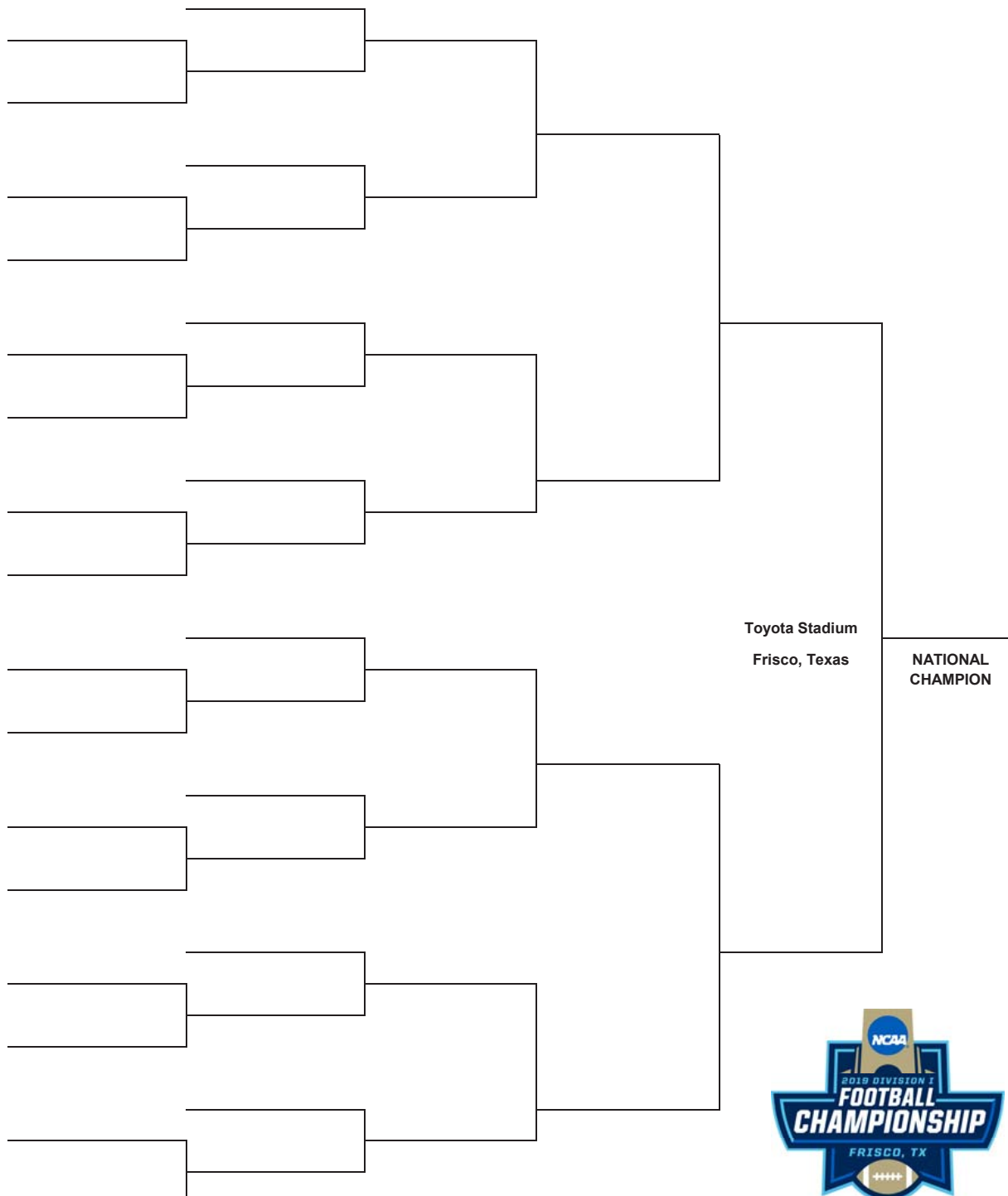
First Round  
November 24

Second Round  
December 1

Quarterfinals  
December 7/8

Semifinals  
December 14/15

Final  
January 5



All games are available on



\* Host Institution

All times are Eastern time. Information subject to change.

© 2018 National Collegiate Athletic Association. No commercial use without the NCAA's written permission.

The NCAA opposes all forms of sports wagering.



***Every Down.  
Every Day.™***



**NCAA.com/FCS**

Big Sky Conference • Big South Conference  
Colonial Athletic Association • Ivy League  
Mid-Eastern Athletic Conference • Missouri Valley Football Conference  
Northeast Conference • Ohio Valley Conference • Patriot League  
Pioneer Football League • Southern Conference • Southland Conference  
Southwestern Athletic Conference

## 2018 SCHEDULE

Aug. 30	CHOWAN	7:00pm	CAM leads series, 2-0
Sept. 8	at Georgetown	1:00pm	GU leads series, 1-0
Sept. 15	at Coastal Carolina	7:00pm	1st meeting
Sept. 22	SHAW	6:00pm	1st meeting
Sept. 29	NORTH ALABAMA	6:00pm	1st meeting
Oct. 6	WAGNER	2:00pm	1st meeting
Oct. 20	at Monmouth *	1:00pm	1st meeting
Oct. 27	GARDNER-WEBB *	4:00pm	1st meeting
Nov. 3	at Kennesaw State *	2:00pm	1st meeting
Nov. 10	at Presbyterian *	12:00pm	PC leads series, 3-0
Nov. 17	CHARLESTON SOUTHERN *	2:00pm	CSU leads series, 2-0

HOME GAME IN ALL CAPS

\* - Big South game

All Times EST and subject to change

## FIGHTING CAMEL QUICK FACTS

Location:	Buies Creek, N.C.
Founded:	1887
Enrollment:	3,277
Nickname:	Fighting Camels
School Colors:	Orange and Black
Stadium:	Barker-Lane Stadium (5,500)
Surface:	Astroturf Gameday Grass
President:	Brad Creed (Baylor, 1979)
Athletics Director:	Bob Roller (Virginia Tech, 1983)
Senior Woman Administrator:	Wanda Watkins
Faculty Athletics Representative:	Sal Mercogliano
Athletic Dept. Phone:	910-893-1327
Ticket Office Phone:	910-893-1459
Website:	www.gocamels.com
Twitter Feed:	@GoCamelsFB

## FIGHTING CAMEL FOOTBALL FACTS

Junior College Era:	1925-1950 * (did not field team from 1940-45)
Program Reinstated:	2008
Overall Record (Modern Era only):	38-73 (.342)
Overall Conference Record:	27-56 (.325)
Conference Championships:	none
FCS Playoff Appearances:	none
All-Time FCS Playoff Record:	n/a
Last Postseason Appearance:	n/a
2017 Overall Record:	6-5
2017 Conference Record (Finish):	5-3 (T-3rd)
Final 2017 National Top 25 Rankings:	none
Football Office Phone:	910-893-1974
Best Time To Reach Coach Mike Minter:	Contact SID
Football SID Contact:	Jason Williams
SID Office Phone:	910-814-4367
SID Cell Phone:	910-228-6908
SID e-mail:	jwilliams@campbell.edu
Press Box Phone:	910-814-5457



## 2018 TEAM INFORMATION

**Primary Offense:** Spread Option

**Primary Defense:** 4-3

**Lettermen Returning:** 44

20	Offense
21	Defense
3	Specialty

**Lettermen Lost:** 25

11	Offense
11	Defense
3	Specialty



**Starters Returning:** 18

*Offense (8)*

QB	Daniel Smith - 6-0, 200, R-Soph.	2nd Team All-PFL
RB	Joshua Jones - 5-8, 170, R-Jr.	
WR	Aaron Blockmon - 6-1, 205, R-Sr.	2nd Team All-PFL
WR	Zach Roderick - 6-1, 180, Jr.	
WR	Trey Sanders - 5-9, 195, R-Sr.	
TE	Michael Wooten - 6-3, 230, R-Jr.	
C	Gabe Holmes - 6-2, 280, R-Soph.	
RT	Shuler Littleton - 6-7, 300, R-Sr.	2nd Team All-PFL

*Defense (7)*

DT	Isaiah King - 6-2, 280, R-Sr.	
DT	Jamah Mitchell - 6-0, 290, R-Soph.	
DE	Noah Layden - 6-5, 250, R-Jr.	
LB	Ray Miller - 6-2, 230, Jr.	HM All-PFL
MLB	Jack Ryan - 6-2, 210, R-Sr.	HM All-PFL
CB	Darion Slade - 6-0, 200, Jr.	
S	Deontae Henderson - 5-11, 180, R-Jr.	

*Specialty (3)*

P	Brad Dennis - 6-0, 210, R-Jr.
KR	Trey Sanders - 5-9, 195, R-Sr.
PR	Jaquan Brooks - 5-10, 175, R-Jr.

**Starters Lost:** 9

*Offense (3)*

OL	Josh Hutto
OL	Brian Stryffeler
OL	Joe Pesce

*Defense (4)*

DE	Emmanuel Olenga	1st Team All-PFL
LB	Scott Miller	
CB	Dante Simmons	HM All-PFL
S	Carlos Merritt	1st Team All-PFL

*Specialty (2)*

K	Mitchell Brown	HM All-PFL
LS	Tyler Shirley	HM All-PFL





**HEAD COACH****MIKE MINTER**

**6th season at Campbell**  
**24-32 (.429)**

**HOMETOWN:**

Lawton, Okla.

**ALMA MATER (YEAR):**

Nebraska (1997)

**MIKE MINTER'S HEAD COACHING RECORD**

Year	School	Overall	Conference
2013	Campbell	3-9	2-6
2014	Campbell	5-7	4-4
2015	Campbell	5-6	3-5
2016	Campbell	5-5	3-4
2017	Campbell	6-5	5-3
<b>Career Total</b>		<b>24-32</b>	<b>17-22</b>

**PLAYING CAREER:**

Safety with Carolina Panthers (1997-06)  
 Linebacker, Safety at Nebraska (1993-96)

**COACHING CAREER:**

CAMPBELL - Head Coach ..... 2013-present  
 LIBERTY - Special Teams Coordinator/Defensive Assistant ..... 2012  
 Johnson C. Smith - Assistant Head Coach/Special Teams ..... 2011  
 First Assembly Christian School - Head Coach ..... 2008-10

**COACHING & CAREER HIGHLIGHTS:**

- Named Campbell's second head coach on Nov. 28, 2012
- Has coached 28 All-Conference players during his time at Campbell -- including 2017 Offensive Freshman of the Year **DANIEL SMITH**
- Four former Camels have reached NFL during Minter's time on the Camels' sideline -- **GREG MILHOUSE JR** (Giants), **DANNY DILLON** (Cardinals), **De'SHAUN JONES** (Seahawks) and **UGONNA AWURUONYE** (Falcons)
- Coached Campbell's first All-American in **KURT ODOM** in 2013
- Minter's 2017 squad notched the program's third season at .500 or better in its 10-year history
- Camels ranked fifth in the nation in total defense in 2015
- Developed 2015 PFL Freshman Defensive Player of the Year **JACK RYAN**
- Camels' 2017 squad matched program's best for overall victories (6) and PFL wins (5)
- CU set 21 offensive team records in Minter's first season (2013)
- Coached three special teams All-Big South performers at Liberty in 2012
- Johnson C. Smith ranked fifth nationally in punt return yardage in 2011
- JCSU caused 24 turnovers and won Pioneer Bowl XIII with Minter on staff
- Guided First Assembly Christian School (Concord, N.C.) to 33 victories and two state titles in three seasons
- Played 10 NFL seasons with Carolina Panthers, helping squad to three playoff trips, the 2003 NFC Championship and berth in Super Bowl XXXVII
- Two-time National Champion at Nebraska (1994, 1995) and three-time All-Conference honoree
- Inducted into Nebraska Football Hall of Fame in 2006
- Is CEO of Minter Enterprises, a multi-faceted business that impacts real estate development, general contracting and construction, among other endeavors

**ASSISTANT COACHES & SUPPORT STAFF**


Damien Adams (Fayetteville State, 2003) - Defensive Line  
 Freddie Aughtry-Lindsay (N.C. State, 2006) - Def. Run Game Coord./LBs  
 Ben Bolling (Campbell, 2015) - Defensive Quality Control/Safeties  
 Bryan Butterworth (Sacred Heart, 2005) - Def. Pass Game Coord./DBs  
 Craig Cox (Livingstone, 2012) - Asst. Head Coach/Defensive Coordinator  
 Weston Glaser (Sam Houston State, 2012) - Linebackers  
 Nick Grimes (Sam Houston State, 2009) - Tight Ends  
 David Marsh (Grand Canyon, 2010) - Offensive Coordinator  
 Adam Morris (Ithaca, 2007) - Wide Receivers/Recruiting Coordinator  
 Hunter Somerville (Campbell, 2015) - Offensive Quality Control/Video  
 D.J. Summers (Catawba, 1997) - Running Backs  
 Kevin Thompson (Savannah State, 1996) - Offensive Line  
 Greg Milhouse - Defensive Quality Control  
 Matthew Kardulis - Defensive Quality Control  
 Hunter Somerville - Offensive Quality Control  
 Anthony Robbins - Offensive Graduate Assistant  
 Kady Knight - Director of Football Operations  
 Jackie Knight - Athletic Trainer



## ALPHABETICAL ROSTER

NO.	NAME	YR	POS	HT	WT	HOMETOWN / PREVIOUS SCHOOL
59	Adams, Mason	R-Fr.	DL	6-1	210	Angier, N.C. / Harnett Central HS
97	Allen, Brevin	Fr.	DL			Greensboro, N.C. / Northeast Guilford HS
12	Anderson, Davion	Sr.	DB	6-1	195	Macon, Ga. / Northeast HS (Charleston So.)
34	Anthony, E.J.	Fr.	DB	5-10	175	Jacksonville, N.C. / White Oak HS
47	Ashaye, Wale	R-Jr.	DL	6-4	210	Atlanta, Ga. / Cross Keys HS
21	Axson, Lance	Fr.	DB	5-11	175	Orlando, Fla. / Foundation Academy
31	Axson Jr., Lester	R-Fr.	DB	6-0	175	Orlando, Fla. / Foundation Academy
20	Barnes, Darius	Jr.	RB	6-0	200	Wilson, N.C. / Hunt HS
21	Barr, Bryant	R-Fr.	RB	5-11	200	Gibsonville, N.C. / Eastern Guilford HS
60	Best, London	Fr.	DL	6-0	235	Alpharetta, Ga. / Milton HS
62	Blake, Austin	Fr.	OL	6-3	275	Dacula, Ga. / Buford HS
4	Blockmon, Aaron	R-Sr.	WR	6-1	205	Sanford, N.C. / Southern Lee HS
97	Boykin, Ridge	R-Jr.	DL	6-1	305	High Point, N.C. / High Point Christian (Liberty)
35	Braxton, Malik	Fr.	WR	5-11	165	North Chesterfield, Va. / Monacan HS
5	Brooks, Jaquan	R-Jr.	WR	5-10	175	Belmont, N.C. / South Point HS
19	Brown, Robert	Fr.	K/P	5-9	175	Mount Airy, N.C. / Mount Airy HS
18	Bryson-Ashford, D'Ondray	R-Fr.	LB	6-0	205	Columbia, S.C. / Ridge View HS
71	Burch, Isaiah	R-Fr.	OL	6-3	305	Marion, N.C. / McDowell HS
14	Burress, Elijah	R-Jr.	QB	6-2	220	Fredericksburg, Va. / Mountain View HS
3	Charles, D.J.	R-Fr.	DB	5-10	200	Orlando, Fla. / Dr. Phillips HS
26	Cook, Lance	R-Fr.	DB	6-1	200	Hickory, N.C. / Hickory Christian
49	Cornelius, Elijah	Fr.	LB	5-11	175	Lillington, N.C. / Harnett Central HS
28	Corry, Marcus	R-Fr.	RB	5-8	175	Salisbury, N.C. / Salisbury HS
6	Covington, Aaron	R-So.	DB	5-9	185	Tampa, Fla. / Armwood HS (Toledo)
99	Cromartie, Christopher	Fr.	DL			Elizabethtown, N.C. / East Bladen HS
72	Cuddington, Jacob	R-Jr.	OL	6-4	300	Kent, N.C. / North Johnston HS
12	DeMild, Jayson	R-Fr.	QB	6-1	195	Parlin, N.J. / Sayreville War Memorial HS
99	Dennis, Brad	R-Jr.	P	6-0	210	Cambridge, Md. / Jireh Prep (NC)
27	Dixon, Kahlil	R-Jr.	RB	5-9	210	Angier, N.C. / Harnett Central HS
23	Dozier, Damien	R-Jr.	DL	6-4	210	Raleigh, N.C. / Va. Episcopal School (Marshall)
83	Eason-Riddle, Cooper	So.	WR	5-11	190	Raleigh, N.C. / Leesville Road HS
64	Ferguson, Jerome	R-Fr.	OL	6-3	290	Sanford, N.C. / Lee HS
17	Fiske, Jesse	R-Fr.	QB	6-2	195	Clermont, Fla. / Lake Minneola HS
13	Flemming, Blake	R-So.	WR	5-10	170	Clermont, Fla. / Lake Minneola HS
24	Flowers, Darren	R-Sr.	DL	6-1	240	Chesapeake, Va. / Oscar Smith HS
89	Frazier, Cedric	Jr.	WR	6-0	210	Miami, Fla. / Miami Northwestern (Presbyterian)
20	Gaffney, Monchovia	Fr.	LB	6-2	200	Whiteville, N.C. / Whiteville HS
52	Galloway-Velazquez, Justice	Fr.	LB	6-2	245	Fayetteville, N.C. / Cape Fear HS
41	Gary, Colin	R-Jr.	K/P	6-1	205	Carrollton, Va. / Smithfield HS
43	Gaskins, Jamie	R-Fr.	DL	6-5	240	Greenville, N.C. / J.H. Rose HS
69	Gast, Matthew	Fr.	OL	6-2	270	Wendell, N.C. / Knightdale HS
92	Giles, Dre	R-Fr.	DL	6-3	305	Richmond, Va. / Meadowbrook HS
80	Goco, Jordan	Fr.	TE	6-7	215	Clemmons, N.C. / West Forsyth HS
87	Goodwin, Lex	Fr.	WR	6-2	205	Ames, Iowa / Wake Forest (N.C.) HS
76	Hall, Zach	R-Fr.	OL	6-2	270	Concord, N.C. / First Assembly Christian
33	Hampton, Matt	R-Fr.	QB	6-2	180	Bailey, N.C. / Southern Nash HS
57	Harper, Terence	R-Jr.	DL	6-8	300	Fayetteville, Ga. / Starr's Mill HS
38	Hartshorn, Thomas	R-Sr.	LB	5-11	200	Apex, N.C. / Middle Creek HS
51	Hawks, Tristan	R-Fr.	DL	6-1	220	Salemberg, N.C. / Lakewood HS
40	Hayes, Jackson	Fr.	LS	6-2	200	Dillon, S.C. / Dillon HS
42	Haywood, Tyrek	R-Fr.	DL	6-5	255	Charlotte, N.C. / Rocky River HS
4	Henderson, Deontae	R-Jr.	DB	5-11	180	Charlotte, N.C. / Providence Day
85	Hill, Julian	Fr.	TE	6-4	230	Fayetteville, N.C. / Pine Forest HS
88	Hite, Austin	So.	OL	6-3	185	Foldsboro, N.C. / Eastern Wayne HS (Monmouth Col.)
75	Holmes, Gabe	R-So.	WR	6-2	280	Tarpon Springs, Fla. / East Lake HS
19	Howard, Will	R-Sr.	WR	6-3	200	Virginia Beach, Va. / Tallwood HS (Blinn Col.)
74	Hughes, Bradley	Fr.				

NO.	NAME	YR	POS	HT	WT	HOMETOWN / PREVIOUS SCHOOL
48	Jackson, DeAnte	Fr.	LB	6-1	200	Beaufort, S.C. / Dixon HS
5	Jones, Dorian	R-Fr.	DB	5-10	185	Orlando, Fla. / Ocoee HS
22	Jones, Joshua	R-Jr.	RB	5-8	170	Augusta, Ga. / Lakeside HS
63	Jones, Trey	R-Fr.	OL	5-11	270	Jacksonville, N.C. / Jacksonville HS
95	Kane, Freddie	Fr.	K	6-0	200	Myrtle Beach, S.C. / Carolina Forest HS
32	Kelley, Jake	Fr.	RB	5-11	200	Boston, Mass. / Apex Friendship HS
46	Kelshaw, Cameron	R-So.	LS	6-1	215	Little River, S.C. / North Myrtle Beach HS
86	Kemp, Jake	R-So.	TE	6-4	225	Stoneville, N.C. / McMichael HS
90	King, Isaiah	R-Sr.	DL	6-2	280	Mount Airy, N.C. / Mount Airy (East Carolina)
34	Kirkpatrick, John	Fr.	WR	6-0	170	Cary, N.C. / Wake Christian Academy
91	Layden, Noah	R-Jr.	DL	6-5	250	Chapel Hill, N.C. / Chapel Hill HS
70	Littleton, Shuler	R-Sr.	OL	6-7	300	York, S.C. / York HS
49	McCallum, Keon	R-So.	DL	6-2	230	Chesnee, S.C. / Chesnee HS
77	McLellan, Tyler	R-Fr.	OL	6-6	340	North Charleston, S.C. / Fort Dorchester HS
30	McNeely, Josh	R-Fr.	DB	5-8	150	Charlotte, N.C. / South Mecklenburg HS
11	Miller, Ray	Jr.	LB	6-2	230	Spartanburg, S.C. / Byrnes HS
96	Mitchell, Jamah	R-So.	DL	6-0	290	Rock Hill, S.C. / Northwestern HS
37	Moulton, Reece	Fr.	DB	5-11	195	Wilmington, N.C. / Hoggard HS
82	Muse, Trevin	R-Fr.	WR	6-0	190	Raleigh, N.C. / Wake Christian
39	Nelson, Francisco	R-So.	DL	6-2	245	Lakeland, Fla. / Kathleen HS (Arizona)
94	Ngwenah, Prince	R-Fr.	DL	6-4	230	Charlotte, N.C. / Harding University HS
50	Parson, Boss	Fr.	LB	6-0	220	Charlotte, N.C. / Harding University HS
58	Pearo, Justin	R-Fr.	OL	6-4	325	Moorestown, N.C. / Lake Norman HS
44	Pluckhorn, Austin	R-So.	LB	5-11	210	Fuquay-Varina, N.C. / Fuquay-Varina HS
1	Prewitt, Kam	R-Jr.	DB	6-0	180	Birmingham, Ala. / Clay-Chalkville HS (Mesa CC)
79	Price, Matt	R-Jr.	OL	6-3	280	Dillon, S.C. / Dillon Christian
25	Reid, Dre	R-Jr.	DB	6-0	195	Upper Marlboro, Md. / Wise HS (Shepherd)
2	Reid, Rocky	R-Jr.	RB	6-0	230	Mt. Pleasant, N.C. / Concord HS (Wake Forest)
32	Rivens, Tywuan	So.	LB	6-0	205	Salisbury, N.C. / Salisbury HS
3	Roderick, Zach	Jr.	WR	6-1	180	Fredericksburg, Va. / Woodberry Forest
66	Rox, Eddie	R-Fr.	OL	6-2	290	Pinson, Ala. / Clay-Chalkville HS
45	Ruark, Keegan	R-Fr.	LB/LS	5-11	210	Hickory, N.C. / Hickory Christian
54	Ryan, Jack	R-Sr.	LB	6-2	210	Matthews, N.C. / Weddington HS
1	Sanders, Trey	R-Sr.	WR	5-9	195	Riverdale, Ga. / Riverdale HS
7	Slade, Darion	Jr.	DB	6-0	200	Winston-Salem, N.C. / West Forsyth HS
11	Smith, Daniel	R-So.	QB	6-0	200	Leesburg, Va. / Tuscarora HS
8	Snead, Caleb	R-Fr.	WR	6-3	200	Lynchburg, Va. / Heritage HS
93	Staples, Ivan	R-Fr.	DL	6-1	320	Stone Mountain, Ga. / Stephenson HS
28	Streater, Greg	So.	DB	5-11	185	High Point, N.C. / High Point Christian
56	Tarpey, Campbell	R-So.	OL	6-3	285	Apex, N.C. / Apex HS
33	Thompson, Keshawn	R-Fr.	LB	6-1	200	Hillsborough, N.C. / Orange HS
61	Thorne, Sam	R-Fr.	OL	6-3	295	Raleigh, N.C. / Broughton HS
65	Townsend, Barrett	Fr.	OL	6-3	245	Bear Creek, N.C. / Chatham Central HS
15	Waters, Giddel	R-Sr.	DB	6-2	195	Ayden, N.C. / Ayden-Grifton HS
55	Webb, Chris	R-Jr.	OL	6-3	290	Concord, N.C. / Concord HS (Concord Univ.)
9	Westbrook, Eric	R-Sr.	LB	6-1	210	Rock Hill, S.C. / South Pointe HS
36	White, Jeremiah	R-So.	DB	5-11	165	Charlotte, N.C. / Charlotte Christian
81	Whitehead Antonio	Fr.	WR	6-1	190	Lakeland, Fla. / Lakeland HS
29	Wiggins, Levi	R-So.	DB	5-10	180	Birmingham, Ala. / Vestavia Hills HS
10	Wilkes Jr., Gerald	R-Jr.	DB	5-11	185	Durham, N.C. / Hillside HS
16	Wilkie, Preston	R-So.	TE	6-4	215	Bogart, Ga. / North Oconee HS
67	Williams, Ezekiel	R-Fr.	OL	6-5	350	Snellville, Ga. / South Gwinnett HS
84	Wood, Jeremy	R-Jr.	WR	6-0	180	Clearwater, Fla. / Calvary Christian (Charleston So.)
18	Wooten, Michael	R-Jr.	TE	6-3	230	Princeton, N.C. / Princeton HS
68	Yeremian, Kevo	Sr.	OL	6-4	330	Cumming, Ga. / Lambert HS (Mesa CC)
15	York, Caleb	R-Jr.	QB	6-1	210	Charlotte, N.C. / Providence HS



**#11 DANIEL SMITH**  
R-SOPH • QB • 6-0 • 200



**NOTES:** Named First Team Freshman All-America by Phil Steele, Jerry Rice Award finalist, Walter Payton Award watch list, PFL Offensive Freshman of the Year and Second Team All-PFL ... Tabbed STATS FCS Offensive Player of the Week, running for 289 yards and four touchdowns in Campbell's win at Davidson, the most rushing yards by a quarterback in the 2017 FCS season (third-most overall in a single game) ... Named honorable mention National Freshman of the Week by STATS twice.



**#54 JACK RYAN**  
R-SR • LB • 6-2 • 210



**NOTES:** Named honorable mention All-PFL for the second straight season ... Tabbed First Team All-PFL by Phil Steele ... Notched five double figure tackle games ... Totaled 53 tackles over his final four games ... Notched sacks against Presbyterian and Drake ... Posted a career-high 16 tackles with a TFL against Jacksonville ... Also tallied 15 stops against Drake ... Gathered 12 tackles against Presbyterian and Davidson ... Posted a tackle for loss in five different games ... Also broke up two passes and blocked a kick.



## 2017 INDIVIDUAL STATISTICAL LEADERS

RUSHING	GP	Att	Gain	Loss	Net	Avg	TD	Long	Avg/G
DANIEL SMITH	10	140	1359	87	1272	9.1	12	80	127.2
Montel Goods	8	88	446	15	431	4.9	6	37	53.9
JOSHUA JONES	11	80	416	17	399	5.0	1	27	36.3
DARIUS BARNES	7	82	306	11	295	3.6	3	15	42.1

PASSING	GP	Effic	Cmp-Att-Int	Pct	Yds	TD	Lng	Avg/G
DANIEL SMITH	10	133.36	136-255-7	53.3	1889	18	71	188.9
Anthony Robbins	5	129.23	37-59-2	62.7	397	3	60	79.4

RECEIVING	GP	No.	Yds	Avg	TD	Long	Avg/G
JAQUAN BROOKS	11	28	305	10.9	0	42	27.7
AARON BLOCKMON	7	27	576	21.3	5	71	82.3
ZACH RODERICK	10	22	269	12.2	4	36	26.9
MICHAEL WOOTEN	11	20	266	13.3	3	69	24.2
Bryan Bailey	11	18	265	14.7	4	60	24.1
TREY SANDERS	11	16	174	10.9	2	46	15.8

PUNT RETURNS	No.	Yds	Avg	TD	Long
JAQUAN BROOKS	23	289	12.6	1	54

INTERCEPTIONS	No.	Yds	Avg	TD	Long
Carlos Merritt	6	72	12.0	1	37
Dante Simmons	5	40	8.0	0	38
DEONTAE HENDERSON	3	140	46.7	1	71

KICKOFF RETURNS	No.	Yds	Avg	TD	Long
TREY SANDERS	22	470	21.4	0	53

SCORING	TD	FGs	Kick	Rush	Rcv	Pass	DXP	Saf	Pts
DANIEL SMITH	12	0-0	0-0	0-0	0	0-2	0	0	72
Mitchell Brown	0	7-8	41-41	0-0	0	0-0	0	0	62
Montel Goods	7	0-0	0-0	0-0	0	0-0	0	0	42
AARON BLOCKMON	5	0-0	0-0	0-0	0	0-0	0	0	30
ZACH RODERICK	4	0-0	0-0	0-0	0	0-0	0	0	24
Bryan Bailey	4	0-0	0-0	0-0	0	0-0	0	0	24

TOTAL OFFENSE	GP	Plays	Rush	Pass	Total	Avg/G
DANIEL SMITH	10	395	1272	1889	3161	316.1
Anthony Robbins	5	81	53	397	450	90.0
Montel Goods	8	88	431	0	431	53.9
JOSHUA JONES	11	80	399	0	399	36.3
DARIUS BARNES	7	82	295	0	295	42.1

PUNTING	No.	Yds	Avg	Long	TB	FC	I20	Bkd
BRAD DENNIS	46	1679	36.5	54	4	11	12	1

ALL PURPOSE	GP	Rush	Rec	PR	KOR	IR	Tot	Avg/G
DANIEL SMITH	10	1272	0	0	0	0	1272	127.2
JAQUAN BROOKS	11	3	305	289	111	0	708	64.4
TREY SANDERS	11	0	174	-1	470	0	643	58.5
AARON BLOCKMON	7	-3	576	0	0	0	573	81.9
JOSHUA JONES	11	399	91	0	0	0	490	44.5
Montel Goods	8	431	45	0	0	0	476	59.5

TACKLES	GP	SOLO	AST	TOT	TFL-YDS	SK-YDS
JACK RYAN	11	42	61	103	8.0-24	1.0-9
Carlos Merritt	11	50	44	94	3.0-8	.
Emmanuel Olenga	11	35	39	74	15.0-60	8.5-47
RAY MILLER	10	39	26	65	9.5-42	2.0-19
Scott Miller	11	25	22	47	5.5-19	1.0-7
ISAIAH KING	11	16	30	46	4.0-18	2.5-14
DEONTAE HENDERSON	11	30	16	46	0.5-2	.
DAVION ANDERSON	11	20	19	39	1.0-5	.

2018 returnees in ALL CAPS

## 2017 TEAM STATISTICS

SCORING	CAM	OPP
Points Per Game	37.2	24.7
Points Off Turnovers	33.8	22.5
Points Off Turnovers	103	50
FIRST DOWNS	236	211
Rushing	116	96
Passing	100	98
Penalty	20	17
RUSHING YARDAGE	2519	1590
Yards gained rushing	2746	1924
Yards lost rushing	227	334
Rushing Attempts	467	449
Average Per Rush	5.4	3.5
Average Per Game	229.0	144.5
TDs Rushing	24	20
PASSING YARDAGE	2286	2276
Comp-Att-Int	173-314-9	195-352-19
Average Per Pass	7.3	6.5
Average Per Catch	13.2	11.7
Average Per Game	207.8	206.9
TDs Passing	21	10
TOTAL OFFENSE	4805	3866
Total Plays	781	801
Average Per Play	6.2	4.8
Average Per Game	436.8	351.5
KICK RETURNS: #-Yards	38-727	49-946
PUNT RETURNS: #-Yards	27-296	10-54
INT RETURNS: #-Yards	19-319	9-82
KICK RETURN AVERAGE	19.1	19.3
PUNT RETURN AVERAGE	11.0	5.4
INT RETURN AVERAGE	16.8	9.1
FUMBLES-LOST	22-13	17-8
PENALTIES-Yards	80-655	62-570
Average Per Game	59.5	51.8
PUNTS-Yards	47-1700	66-2628
Average Per Punt	36.2	39.8
Net punt average	33.3	33.5
KICKOFFS-Yards	67-3929	48-2790
Average Per Kick	58.6	58.1
Net kick average	40.8	37.8
TIME OF POSSESSION/Game	27:17	32:43
3RD-DOWN Conversions	59/148	62/175
3rd-Down Pct	40%	35%
4TH-DOWN Conversions	9/24	13/21
4th-Down Pct	38%	62%
SACKS BY-Yards	20-134	20-106
MISC YARDS	0	0
TOUCHDOWNS SCORED	50	31
FIELD GOALS-ATTEMPTS	8-12	10-15
ON-SIDE KICKS	0-1	0-0
RED-ZONE SCORES	(42-50) 84%	(30-38) 79%
RED-ZONE TOUCHDOWNS	(34-50) 68%	(21-38) 55%
PAT-ATTEMPTS	(48-48) 100%	(29-30) 97%
ATTENDANCE	33276	14508
Games/Avg Per Game	6/5546	5/2902

SCORE BY QUARTERS	1st	2nd	3rd	4th	OT	Total
Campbell	111	97	87	63	14	372
Opponents	32	65	80	50	20	247

## 2017 RESULTS (6-5, 5-3 Pioneer)

Aug. 31	METHODIST	W, 70-0
Sept. 9	GEORGETOWN	L, 10-16
Sept. 16	at Presbyterian	L, 16-28
Sept. 23	at Stetson *	W, 49-21
Sept. 30	MOREHEAD STATE *	W, 38-0
Oct. 7	VALPARAISO *	W, 49-10
Oct. 14	at Dayton *	W, 17-7
Oct. 21	at Butler *	L, 23-37
Oct. 28	JACKSONVILLE *	(3OT) L, 48-54
Nov. 4	at Davidson *	W, 42-29
Nov. 11	DRAKE *	L, 10-45

\* - Pioneer League game  
HOME GAME IN ALL CAPS

## 2018 SCHEDULE

Sept. 1	at Florida	7:30pm	UF leads series, 1-0
Sept. 15	at The Citadel	6:00pm	series tied, 5-5
Sept. 22	ELON	6:00pm	ELON leads series, 5-0
Sept. 29	at Hampton	2:00pm	1st meeting
Oct. 6	at Savannah State	6:00pm	CSU leads series, 7-0
Oct. 13	VIRGINIA-LYNCHBURG	6:00pm	1st meeting
Oct. 20	PRESBYTERIAN *	6:00pm	PC leads series, 14-11
Oct. 27	KENNESAW STATE *	6:00pm	CSU leads series, 2-1
Nov. 3	at Monmouth *	1:00pm	CSU leads series, 3-1
Nov. 10	GARDNER-WEBB *	3:00pm	GWU leads series, 10-7
Nov. 17	at Campbell *	2:00pm	CSU leads series, 2-0

HOME GAME IN ALL CAPS

\* - Big South Conference game

All Times EST and subject to change

## BUCCANEER QUICK FACTS

Location: .....Charleston, S.C.  
 Founded: .....1964  
 Enrollment: .....3,596  
 Nickname: .....Buccaneers  
 School Colors: .....Blue and Gold  
 Stadium: .....CSU Stadium (4,000)  
 Surface: .....Field Turf  
 President: .....Dondi E. Costin, Ph.D (Air Force, 1986)  
 Athletics Director: .....Jeff Barber (East Carolina, 1981)  
 Senior Woman Administrator: .....Ashton Turner  
 Faculty Athletics Representative: .....Todd Heldreth  
 Athletic Dept. Phone: .....843-863-7678  
 Ticket Office Phone: .....843-863-7670  
 Website: .....www.csusports.com  
 Twitter Feed: .....@csusports, @CSUGameDay

## BUCCANEER FOOTBALL FACTS

First Year: .....1991  
 Overall All-Time Record: .....123-176 (.411)  
 Overall Big South Record: .....37-41 (.474)  
 Big South Championships: .....3 (2005, 2015, 2016)  
 FCS Playoff Appearances: .....2 (2015, 2016)  
 All-Time FCS Playoff Record: .....1-2  
 Last Postseason Appearance: .....2016 NCAA FCS First Round  
 .....at Wofford (L, 14-15)  
 2017 Overall Record: .....6-5  
 2017 Big South Record (Finish): .....3-2 (3rd)  
 Final 2017 National Top 25 Rankings: .....none  
 Football Office Phone: .....843-863-7119  
 Best Time To Reach Coach Mark Tucker: .....Contact SID  
 Football SID Contact: .....Seth Montgomery  
 SID Office Phone: .....843-863-7853  
 SID Cell Phone: .....843-259-4434  
 SID e-mail: .....smontgomery@csuniv.edu  
 Press Box Phone: .....843-259-4434



## 2018 TEAM INFORMATION

**Primary Offense:** Spread Option

**Primary Defense:** 4-3

**Lettermen Returning:** 63

33 Offense  
 25 Defense  
 5 Specialty

**Lettermen Lost:** 36

13 Offense  
 20 Defense  
 3 Specialty



**Starters Returning:** 18

*Offense (8)*

QB London Johnson - 6-0, 190, R-Jr.  
 RB Ronnie Harris - 5-10, 205, R-Jr.  
 WR Kameron Brown - 6-3, 200, R-Jr. ....2nd Team All-Big South  
 WR Saire Davis - 6-2, 170, Sr.  
 TE Qua-Vonn Scott - 6-1, 230, R-Jr.  
 OL Stephen Haralambis - 6-3, 270, R-Jr.  
 OL Brackin Smith - 6-3, 270, R-Jr.  
 OL Alex Thompson - 6-2, 270, R-Sr.

*Defense (6)*

DL Johnny Robinson - 6-1, 260, Sr. ....1st Team All-Big South  
 DL Solomon Brown - 6-1, 235, R-Sr. ....1st Team All-Big South  
 LB J.D. Sosebee - 6-1, 220, R-Jr. ....2nd Team All-Big South  
 DB Shadarius Hopkins - 5-10, 185, Sr. ....2nd Team All-Big South  
 DB Brandon Rowland - 6-0, 180, R-Sr.  
 DB Jonathan Slaton - 5-10, 180, R-Sr.

*Specialty (4)*

PK Tyler Tekac - 6-0, 160, Sr.  
 P Kyle Reighard - 6-2, 197, R-Jr. ....1st Team All-Big South  
 LS Ethan Ray - 6-0, 185, R-Soph.  
 RS Taz Lindsey - 5-7, 176, Sr. ....2nd Team All-Big South

**Starters Lost:** 9

*Offense (3)*

RB Noah Shuler  
 OL Frank Cirone .....1st Team All-Big South  
 OL Jackson Williamson

*Defense (5)*

DE Anthony Ellis .....Co-Defensive Player of the Year  
 DL Noah Oliver  
 LB Zane Cruz .....2nd Team All-Big South  
 LB Bobby Ruff  
 DB Demetri Royer

*Specialty (1)*

KO David Kennedy





## HEAD COACH

### MARK TUCKER

*2nd season as CSU Head Coach  
6-5 (.545)*

#### HOMETOWN:

Charleston, S.C.

#### ALMA MATER (YEAR):

East Tennessee State (1987)

#### PLAYING CAREER:

Quarterback at East Tennessee State (1982-86)

#### COACHING CAREER:

CHARLESTON SOUTHERN - Head Coach ..... 2017-present  
 CHARLESTON SOUTHERN - Quarterbacks ..... 2013-16  
 Mountain Empire Warriors - Head Coach ..... 2004  
 East Tennessee State - Assistant ..... 1997-98, 2002-03  
 The Citadel - Offensive Coordinator ..... 1996  
 The Citadel - Offensive Assistant ..... 1992-95  
 Williamsburg Academy - Head Coach ..... 1990-91  
 Hargrave Military Academy - Head Coach ..... 1989  
 The Citadel - Offensive Assistant ..... 1988  
 East Tennessee State - Offensive Assistant ..... 1987

#### COACHING & CAREER HIGHLIGHTS:

- Named Charleston Southern's fourth head coach on Jan. 11, 2017
- Served as CSU's Quarterbacks Coach during most successful four-year run in program history (35 wins, two FCS Playoff berths)
- His quarterbacks directed a CSU offense that ranked among the nation's elite in rushing offense and time of possession from 2013-16
- Has developed 53 All-Conference players while on CSU's coaching staff, including 10 honrees during his first season as head coach in 2017, in addition to 2013 Big South Freshman of the Year **DANNY CROGHAN**
- Coached former CSU head coach **JAMEY CHADWELL** while as an assistant coach at East Tennessee State from 1997-98
- Part of record-setting offenses during time at The Citadel
- Also coached offensive skill players during a three-year stretch at The Citadel
- In 1994, The Citadel set the national rushing record with 382.6 yards per game, which led all divisions.
- Part of Bulldog coaching staff that reached FCS Quarterfinals and won the Southern Conference championship in 1992
- The Citadel was the No. 1-ranked FCS program during the 1992 campaign
- Helped The Citadel reach the FCS Playoffs and national ranking in 1988
- Head Coach of Mountain Empire Warriors of semi-pro North American Football League in 2004, and led squad to 10-2 record
- Three-year letterwinner at ETSU as a quarterback

#### ASSISTANT COACHES & SUPPORT STAFF

Mike Adams (Ball State, 1998) - Safeties  
 Josh Cooper (Ole Miss, 2004) - Defensive Line  
 Michael DeTerlizzi (Charleston Southern, 2013) - Tight Ends/Video Coord.  
 Malcolm Dixon (Charleston Southern, 2014) - Running Backs  
 Bryant Foster (Gardner-Webb, 1999) - Cornerbacks  
 David Padilla (Charleston Southern, 2011) - Kickers & Punters/FB Ops  
 Brad Robbins (Virginia-Wise, 2010) - Wide Receivers  
 Zane Vance (ETSU, 1986) - Asst. Head Coach/Def. Coordinator/Linebackers  
 Matt White (N.C. State, 2009) - Offensive Line  
 Jackson Williamson (Charleston Southern, 2017) - Offensive Intern  
 Brad Drake - Athletic Trainer  
 Chad Scott - Strength & Conditioning

#### MARK TUCKER'S HEAD COACHING RECORD

Year	School	Overall	Big South
2017	Charleston Southern	6-5	3-2



## ALPHABETICAL ROSTER

NO.	NAME	YR	POS	HT	WT	HOMETOWN / PREVIOUS SCHOOL	NO.	NAME	YR	POS	HT	WT	HOMETOWN / PREVIOUS SCHOOL
17	Allen, Adam	Sr.	RB	5-10	210	Aiken, S.C. / South Aiken	73	Lewis, Christian	So.	OL	6-1	260	North Charleston, S.C. / Stall
13	Allen, James	Sr.	DB	5-8	160	Ft. Lauderdale, Fla. / St. Thomas Aquinas (UMass)	14	Lindsey, Taz	Sr.	RB	5-7	176	Augusta, Ga. / Aquinas (Feather River College)
84	Baptiste, Tyree	Fr.	WR	5-11	165	Clermont, Fla. / East Ridge	71	McDaniel, Daviyon	R-Fr.	OL	6-3	265	Sumter, S.C. / Sumter
99	Beamon, Jahid	Jr.	DT	6-1	295	Easton, Pa. / Wilson Area (Ellsworth CC)	--	McIntire, Justin	So.	LB	6-0	215	Lexington, Ky. / East Los Angeles College
23	Bell, Kendrick	Fr.	RB	5-8	182	Rocky Mount, N.C. / Southern Nash	76	Melton, JT	R-Fr.	OL	6-2	285	Chesterfield, S.C. / Dillon
54	Bostwick, Gage	R-Sr.	OL	6-2	275	Altamonte Springs, Fla. / Lake Brantley	--	Melvin, Markus	Fr.	RB	5-10	200	Florence, S.C. / West Florence
97	Braddock, Miller	So.	K	6-1	160	Hartsville, S.C. / Hartsville	90	Mims, Shaundre	R-Fr.	DL	6-0	228	Vanceboro, N.C. / West Craven
72	Brame, Caleb	Fr.	OL	6-4	250	Greenville, N.C. / DH Conley	55	Nichols, Preston	Fr.	OL	6-3	262	Charlotte, N.C. / West Mecklenburg
60	Brannon, Caleb	R-Jr.	OL	6-0	295	Spartanburg, S.C. / Dorman	56	Ottaway, Bailey	Fr.	OT	6-5	275	Flowery Branch, Ga. / Flowery Branch
58	Brown, John	Fr.	DL	6-3	246	Douglasville, Ga. / Douglas County	37	Pickett, Stephon	Jr.	DB	5-11	180	Kissimmee, Fla. / Kissimmee Osceola (Iowa State)
11	Brown, Kameron	R-Jr.	WR	6-3	200	Graniteville, S.C. / Midland Valley	--	Pohahau, Jon	Fr.	DL	6-2	290	Redwood City, Calif. / (San Francisco City CC)
34	Brown, Solomon	R-Sr.	DE	6-1	235	Central, S.C. / Daniel	--	Pride Jr., Edward	Fr.	DB	5-11	185	Suwanee, Ga. / Collins Hill
--	Butler, Sa'Veon	Fr.	DL	6-0	255	Bamberg, S.C. / Bamberg-Ehrhardt	49	Ray, Ethan	R-So.	LS	6-0	185	Boiling Springs, S.C. / Boiling Springs
36	Cain, Cameron	Sr.	DB	5-11	165	Columbia, S.C. / Spring Valley	--	Reeves, Darian	Fr.	OL	6-2	315	Laurinburg, N.C. / Scotland
8	Chambers, Jack	So.	QB	5-10	170	Lilburn, Ga. / Parkview	10	Reid, Christian	Fr.	QB	6-0	171	Newnan, Ga. / East Coweta
44	Chiaromonte Jr., John	R-So.	TE	6-2	238	Clearwater Beach, Fla. / Air Force Acad. Prep	95	Reighard, Kyle	R-Jr.	K/P	6-2	197	Salem, Va. / Salem
27	Cruz, Evan	R-So.	DE	5-8	170	Viera, Fla. / Viera	66	Rice, JD	R-Jr.	OL	6-2	255	Orlando, Fla. / Lake Nona
16	Davis, Saire	Sr.	WR	6-2	170	Byron, Ga. / Peach County	18	Robinson, Johnny	Sr.	DL	6-1	260	Apopka, Fla. / Apopka
80	Dinkins, Kenny	R-Sr.	WR	5-10	185	Lawtey, Fla. / Bradford	46	Rock, Ramero	R-So.	DE	6-1	240	Sumter, S.C. / Sumter (Ga. Military College)
77	Downer, Jarrod	R-Jr.	OL	6-3	265	Swainsboro, Ga. / Emmanuel County Institute	7	Rowland, Brandon	R-Sr.	DB	6-0	180	Irmo, S.C. / Irmo
22	Dunbar, Jamari	So.	RB	5-8	192	Bamberg, S.C. / Bamberg-Ehrhardt	41	Sajna, Deebo	Fr.	LB	6-1	207	Atlanta, Ga. / Pebblebrook
32	Earl, Jonathan	So.	LB	5-10	215	Cayce, S.C. / Airport	52	Salley, Nick	Jr.	LB	5-10	165	Walterboro, S.C. / Colleton
18	Eighmy, Chase	Fr.	QB	6-2	200	Waxhaw, N.C. / Cuthbertson	--	Sayegh, Garrett	Fr.	LB	5-9	195	Simpsonville, S.C. / Hillcrest
78	Evans, Zack	R-Jr.	OL	6-2	285	Florence, S.C. / South Florence	86	Schwartz, Garris	Jr.	WR	5-10	160	Bamberg, S.C. / Bamberg Ehrhardt
81	Foster, Dale	So.	WR	5-11	175	St. Petersburg, Fla. / Pinellas Park	15	Scott, Qua-Vonn	R-Jr.	TE	6-1	230	Athens, Ga. / Clarke Central
19	Foster, Danyjai	Fr.	DB	5-10	170	Spartanburg, S.C. / Spartanburg	89	Singleton, Dante	So.	WR	6-1	170	Sumter, S.C. / Crestwood
91	Garibay, Jacob	R-Jr.	DL	6-1	230	Hanahan, S.C. / Hanahan	3	Slaton, Jonathan	R-Sr.	DB	5-10	180	Lithonia, Ga. / Arabia Mountain
59	Glover, Jonathan	R-Sr.	DL	6-1	220	Douglas, Ga. / Coffee County	20	Smalls, Darin	R-Jr.	DB	5-11	185	Summerville, S.C. / Summerville
--	Godbolt, JaRon	So.	S	5-10	170	Trussville, Ala. / Hewitt-Tressville	79	Smith, Brackin	R-Jr.	OL	6-3	270	Bogart, Ga. / North Oconee
51	Gold, Joe	R-Sr.	OL	6-3	270	Fort Myers, Fla. / South Ft. Myers (FL Atlantic)	--	Smith, Patrick	Fr.	TE	6-1	210	Spartanburg, S.C. / Boiling Springs
48	Goodwin, Theo	R-Fr.	DB	5-11	185	Columbia, S.C. / Dreher	57	Smith, Tyrel	R-Jr.	LB	6-3	195	Camden, S.C. / Camden
30	Graves, Nick	R-So.	DB	6-1	180	Lexington, S.C. / Lexington	5	Sosebee, J.D.	R-Jr.	LB	6-1	220	Gainesville, Ga. / Gainesville
39	Green, Bryce	Fr.	S	6-3	180	St. Petersburg, Fla. / St. Petersburg	24	Stanley, Jarrod	R-So.	DB	5-9	165	Fairburn, Ga. / Creekside
--	Griz, Josh	Fr.	ATH	6-0	190	Hilton Head Island, S.C. / Hilton Head Prep	--	Sullivan, Isaiah	R-So.	WR	6-3	190	Mauldin, S.C. / Mauldin
25	Hamilton, Chanin	R-Jr.	RB	5-10	198	Vienna, Ga. / Dooly County	87	Sullivan, John	So.	TE	6-3	230	Columbia, S.C. / Spring Valley
65	Haralambis, Stephen	R-Jr.	OL	6-3	270	Chapin, S.C. / Chapin	38	Syvarth, Kyle	So.	LB	6-1	205	Marietta, Ga. / Lassiter
--	Harris, Darrius	So.	DL	6-4	260	Philadelphia, Pa. / Northeast (LA Valley CC)	9	Tekac, Tyler	Sr.	K	6-0	160	Goose Creek, S.C. / Stratford
2	Harris, Ronnie	R-Jr.	RB	5-10	205	Richmond Hill, Ga. / Richmond Hill	12	Thomas, Tyler	Fr.	RB	5-9	160	Carrollton, Ga. / Pebblebrook
--	Harrison, Aaron	Fr.	DL	5-10	275	Fayetteville, N.C. / Gray's Creek	70	Thompson, Alex	R-Sr.	OL	6-2	270	Spartanburg, S.C. / Spartanburg
88	Hatten, Travay	R-Jr.	TE	6-4	220	Pageland, S.C. / Central	53	Thompson, D'Andra	So.	OL	6-3	250	Orangeburg, S.C. / Orangeburg-Wilkinson
43	Hayden, Zach	R-Jr.	S	6-0	190	Hartsville, S.C. / Hartsville	29	Underwood, Thaddeus	Fr.	S	6-2	186	Atlanta, Ga. / Eagles Landing Christian Acad.
74	Henry, Leroy	Jr.	OL	6-2	320	St. Cloud, Fla. / St. Cloud	47	Usry, Alex	R-Fr.	K	5-10	185	McDonough, Ga. / Eagles Landing Chr. Acad.
--	Holt, Austin	Jr.	LB	6-3	230	Palatka, Fla. / Palatka (College of Desert CC)	4	Wall, Geoffrey	Jr.	WR	5-9	175	High Point, N.C. / High Point Central
6	Hopkins, Shadarius	Sr.	DB	5-10	185	Winnsboro, S.C. / Fairfield Central	94	Washington, Taequan	Fr.	DT	5-11	285	Savannah, Ga. / Calvary Day
--	Hughes, Nicholas	Fr.	LB	5-11	200	Bamberg, S.C. / Bamberg-Ehrhardt	61	White, Travis	Sr.	OL	6-0	250	York, S.C. / York
42	Johnson, Craig	R-Jr.	LB	6-2	205	Swansea, S.C. / Swansea	31	Williams, Anton	So.	LB	6-3	215	Marianna, Fla. / Marianna
1	Johnson, London	R-Jr.	QB	6-0	190	Clio, S.C. / Marlboro County	82	Williams, Jaquan	R-So.	WR	6-3	180	Simpsonville, S.C. / Woodmont
85	Jordan, Cayden	Fr.	WR	6-2	180	Tampa, Fla. / Gaither	35	Williams, Stefan	R-So.	LB	6-0	215	Arcadia, Fla. / Desoto
50	King, Edward	R-So.	LB	6-1	225	Hollywood, Fla. / Hallandale	--	Williams-Casteal, Amani	Fr.	DE	6-2	246	North Augusta, S.C. / North Augusta
33	Knight, Tah'shim	So.	LB	5-10	215	St. Petersburg, Fla. / Northside Christian	26	Wilson, Terrence	So.	RB	5-8	200	Leesville, S.C. / Batesburg-Leesville

### #11 KAMERON BROWN R-JR • WR • 6-3 • 200



**NOTES:** The Big South leader in yards per catch for the second straight season, Brown finished with 22.08 ypc in 2017 ... Ninth in the FCS in yards per catch ... He posted four 100-plus yard games in a run-heavy offense this season ... Six catches, 113 yards, touch-down against Point ... Two catches, including a career-high 87 yard touchdown for 101 yards against MVSU ... Five catches, 123 yards against Monmouth ... Four catches, 106 yards against Liberty.

### #34 SOLOMON BROWN R-SR • DE • 6-1 • 235



**NOTES:** Transitioned from an All-Conference linebacker to a defensive end in 2017 ... Fought through injury to post to finish second in the conference among linemen with 5.8 tackles per game ... Seventh in the Big South in sacks (3.5), eighth in TFL (8.0) ... 2.5 sacks and 2.5 tackles for loss to go with an interception against Savannah State ... Five game stretch with a TFL spanning Oct. 7-Nov. 4 ... Had three double-digit tackle games including Indiana, Gardner-Webb, and Kennesaw State.



## 2017 INDIVIDUAL STATISTICAL LEADERS

RUSHING	GP	Att	Gain	Loss	Net	Avg	TD	Long	Avg/G
Noah Shuler	11	115	587	4	583	5.1	8	30	53.0
RONNIE HARRIS	11	72	413	8	405	5.6	2	33	36.8
LONDON JOHNSON	10	80	465	99	366	4.6	3	54	36.6
TERRENCE WILSON	10	53	328	10	318	6.0	3	62	31.8
Shane Bucenell	8	67	226	62	164	2.4	0	20	20.5

PASSING	GP	Effic	Cmp-Att-Int	Pct	Yds	TD	Lng	Avg/G
Shane Bucenell	8	120.50	48-101-4	47.5	737	6	87	92.1
LONDON JOHNSON	10	124.36	41-78-3	52.6	581	4	66	58.1
Robert Mitchell	9	91.20	2-7-1	28.6	76	0	49	8.4

RECEIVING	GP	No.	Yds	Avg	TD	Long	Avg/G
KAMERON BROWN	10	25	552	22.1	2	87	55.2
GEOFFREY WALL	9	14	137	9.8	0	41	15.2
KENNY DINKINS	10	12	255	21.2	4	49	25.5
SAIRE DAVIS	11	12	211	17.6	2	45	19.2
QUA-VONN SCOTT	11	5	77	15.4	1	29	7.0

PUNT RETURNS	No.	Yds	Avg	TD	Long
TAZ LINDSEY	16	160	10.0	1	45
JONATHAN SLATON	2	9	4.5	0	9

INTERCEPTIONS	No.	Yds	Avg	TD	Long
Anthony Ellis	2	1	0.5	0	2
SHADARIUS HOPKINS	2	0	0.0	0	0
Sekwan Jenkins	2	72	36.0	1	70

KICKOFF RETURNS	No.	Yds	Avg	TD	Long
TAZ LINDSEY	18	307	17.1	0	31
JAMES ALLEN	8	133	16.6	0	23

SCORING	TD	FGs	Kick	Rush	Rcv	Pass	DXP	Saf	Pts
TYLER TEKAC	0	7-10	28-29	0-0	0	0-0	0	0	49
Noah Shuler	8	0-0	0-0	0-0	0	0-0	0	0	48
KENNY DINKINS	4	0-0	0-0	0-0	0	0-0	0	0	24
TERRENCE WILSON	3	0-0	0-0	0-0	0	0-0	0	0	18
SAIRE DAVIS	3	0-0	0-0	0-0	0	0-0	0	0	18
LONDON JOHNSON	3	0-0	0-0	0-0	0	0-0	0	0	18
TAZ LINDSEY	3	0-0	0-0	0-0	0	0-0	0	0	18

TOTAL OFFENSE	GP	Plays	Rush	Pass	Total	Avg/G
LONDON JOHNSON	10	158	366	581	947	94.7
Shane Bucenell	8	168	164	737	901	112.6
Noah Shuler	11	115	583	0	583	53.0
RONNIE HARRIS	11	72	405	0	405	36.8
TERRENCE WILSON	10	53	318	0	318	31.8

PUNTING	No.	Yds	Avg	Long	TB	FC	I20	Bkd
KYLE REIGHARD	64	2651	41.4	57	2	20	20	0

ALL PURPOSE	GP	Rush	Rec	PR	KOR	IR	Tot	Avg/G
Noah Shuler	11	583	21	0	0	0	604	54.9
KAMERON BROWN	10	0	552	0	0	0	552	55.2
TAZ LINDSEY	10	50	26	160	307	0	543	54.3
RONNIE HARRIS	11	405	14	0	0	0	419	38.1
LONDON JOHNSON	10	366	0	0	0	0	366	36.6

TACKLES	GP	SOLO	AST	TOT	TFL-YDS	SK-YDS
J.D. SOSEBEE	11	39	42	81	8.0-21	2.0-11
Demetri Royer	9	35	42	77	1.0-1	.
BRANDON ROWLAND	11	36	28	64	1.0-1	.
SOLOMON BROWN	10	31	27	58	8.0-39	3.5-25
SHADARIUS HOPKINS	11	23	29	52	2.5-4	.
Anthony Ellis	11	30	22	52	16.0-95	9.0-67
Zane Cruz	10	23	28	51	6.5-21	1.5-12
Bobby Ruff	10	21	20	41	2.0-11	1.0-9

2018 returnees in ALL CAPS

## 2017 TEAM STATISTICS

	CSU	OPP
<b>SCORING</b>	250	218
Points Per Game	22.7	19.8
Points Off Turnovers	59	75
<b>FIRST DOWNS</b>	173	192
Rushing	112	88
Passing	48	90
Penalty	13	14
<b>RUSHING YARDAGE</b>	2123	1388
Yards gained rushing	2442	1772
Yards lost rushing	319	384
Rushing Attempts	480	426
Average Per Rush	4.4	3.3
Average Per Game	193.0	126.2
TDs Rushing	20	13
<b>PASSING YARDAGE</b>	1394	2039
Comp-Att-Int	91-187-8	186-316-7
Average Per Pass	7.5	6.5
Average Per Catch	15.3	11.0
Average Per Game	126.7	185.4
TDs Passing	10	12
<b>TOTAL OFFENSE</b>	3517	3427
Total Plays	667	742
Average Per Play	5.3	4.6
Average Per Game	319.7	311.5
<b>KICK RETURNS: #-Yards</b>	30-493	41-707
<b>PUNT RETURNS: #-Yards</b>	20-152	18-109
<b>INT RETURNS: #-Yards</b>	7-94	8-98
<b>KICK RETURN AVERAGE</b>	16.4	17.2
<b>PUNT RETURN AVERAGE</b>	7.6	6.1
<b>INT RETURN AVERAGE</b>	13.4	12.2
<b>FUMBLES-LOST</b>	24-12	18-12
<b>PENALTIES-Yards</b>	71-612	59-572
Average Per Game	55.6	52.0
<b>PUNTS-Yards</b>	64-2651	64-2543
Average Per Punt	41.4	39.7
Net punt average	39.1	36.4
<b>KICKOFFS-Yards</b>	52-2883	49-3020
Average Per Kick	55.4	61.6
Net kick average	37.5	43.4
<b>TIME OF POSSESSION/Game</b>	30:19	29:41
<b>3RD-DOWN Conversions</b>	46/139	64/167
3rd-Down Pct	33%	38%
<b>4TH-DOWN Conversions</b>	7/13	7/12
4th-Down Pct	54%	58%
<b>SACKS BY-Yards</b>	34-227	20-114
<b>MISC YARDS</b>	12	0
<b>TOUCHDOWNS SCORED</b>	33	26
<b>FIELD GOALS-ATTEMPTS</b>	7-10	12-20
<b>ON-SIDE KICKS</b>	0-0	0-0
<b>RED-ZONE SCORES</b>	(21-26) 81%	(28-35) 80%
<b>RED-ZONE TOUCHDOWNS</b>	(19-26) 73%	(19-35) 54%
<b>PAT-ATTEMPTS</b>	(31-32) 97%	(22-26) 85%
<b>ATTENDANCE</b>	11727	106102
Games/Avg Per Game	5/2345	6/17684

SCORE BY QUARTERS	1st	2nd	3rd	4th	OT	Total
Charleston Southern	35	58	70	87	-	250
Opponents	59	87	38	34	-	218

## 2017 RESULTS (6-5, 3-2 Big South)

Sept. 2	at Mississippi State	L, 0-49
Sept. 16	at Elon	L, 17-19
Sept. 23	POINT	W, 66-0
Sept. 30	MISSISSIPPI VALLEY STATE	W, 58-7
Oct. 7	at Indiana	L, 0-27
Oct. 14	at Presbyterian *	W, 7-0
Oct. 21	SAVANNAH STATE	W, 52-27
Oct. 28	MONMOUTH *	L, 20-23
Nov. 4	at Gardner-Webb *	W, 10-9
Nov. 11	at #23/23 Kennesaw State *	L, 0-38
Nov. 18	LIBERTY *	W, 20-19

\* - Big South Conference game  
HOME GAME IN ALL CAPS

## 2018 SCHEDULE

Sept. 1	LIMESTONE	6:00pm	1st meeting
Sept. 8	at North Carolina A&T	6:00pm	NCA&T leads series, 1-0
Sept. 15	WESTERN CAROLINA	6:00pm	WCU leads series, 5-2
Sept. 22	at Appalachian State	TBA	APP leads series, 5-0
Sept. 29	WOFFORD	6:00pm	WOF leads series, 17-7
Oct. 6	at East Tennessee State	3:30pm	ETSU leads series, 2-1
Oct. 13	KENNESAW STATE *	1:30pm	KSU leads series, 3-0
Oct. 27	at Campbell *	4:00pm	1st meeting
Nov. 3	PRESBYTERIAN *	1:30pm	GWU leads series, 21-19
Nov. 10	at Charleston Southern *	3:00pm	GWU leads series, 10-7
Nov. 17	MONMOUTH *	1:30pm	MU leads series, 3-1

HOME GAME IN ALL CAPS

\* - Big South Conference game

All Times EST and subject to change

## RUNNIN' BULLDOG QUICK FACTS

Location: Boiling Springs, N.C.  
 Founded: 1905  
 Enrollment: 4,970  
 Nickname: Runnin' Bulldogs  
 School Colors: Scarlet and Black  
 Stadium: Ernest W. Spangler Stadium (8,500)  
 Surface: Artificial Turf  
 President: Dr. Frank Bonner (Furman, 1969)  
 Athletics Director: Chuck Burch (Gardner-Webb, 1979)  
 Senior Woman Administrator: Pam Scruggs  
 Faculty Athletics Representative: Chris Davis  
 Athletic Dept. Phone: 704-406-4340  
 Ticket Office Phone: 704-406-3576  
 Website: www.gwusports.com  
 Twitter Feed: @GWUsports

## RUNNIN' BULLDOG FOOTBALL FACTS

First Year: 1970  
 Overall All-Time Record: 244-271-1 (.475)  
 Overall Big South Record: 34-44 (.436)  
 Big South Championships: 2 (2002, 2003)  
 FCS Playoff Appearances: none  
 All-Time FCS Playoff Record: n/a  
 Last Postseason Appearance: 1992 NAIA Championship Bowl vs. Central State (L, 16-19)  
 2017 Overall Record: 1-10  
 2017 Big South Record (Finish): 0-5 (5th)  
 Final 2017 National Top 25 Rankings: none  
 Football Office Phone: 704-406-4344  
 Best Time To Reach Coach Carroll McCray: Contact SID  
 Football SID Contact: Marc Rabb  
 SID Office Phone: 704-406-4355  
 SID Cell Phone: 704-974-3662  
 SID e-mail: mrabb@gardner-webb.edu  
 SID Fax: 704-406-4739  
 Press Box Phone: 704-406-3576



## 2018 TEAM INFORMATION

**Basic Offense:** Spread Option

**Basic Defense:** 3-4

**Lettermen Returning:** 45

23 Offense  
 18 Defense  
 4 Specialty

**Lettermen Lost:** 22

7 Offense  
 12 Defense  
 3 Specialty

**Starters Returning:** 16

*Offense (9)*

RB Jonathan Blackmon - 6-0, 193, Sr.  
 RB Jayln Cagle, 5-11, 202, Jr.  
 WR Kyle Horton - 5-11, 181, Sr.  
 WR Adonus Lee - 6-4, 212, Sr.  
 WR Brody Rollins - 5-11, 182, Sr.  
 OL Will Millikan - 6-3, 311, Sr.  
 OL Brayden Briggs - 6-3, 303, R-Jr.  
 OL Charlie Eudy - 6-2, 298, R-Sr.  
 OL Jack Nichols - 6-3, 314, Soph.

*Defense (6)*

NG Josh Ramseur - 5-11, 283, R-Sr. 2nd Team All-Big South  
 LB Corey Horne - 6-0, 221, Sr.  
 LB Darien Reynolds - 6-0, 211, Soph.  
 DB Triston Dozier - 6-0, 172, Sr.  
 DB Josh Carter - 5-11, 191, Sr.  
 DB Devin Mines - 5-9, 200, Jr.

*Specialty (1)*

KR Tysean Carter - 5-8, 182, R-Soph.

**Starters Lost:** 12

*Offense (2)*

QB Tyrell Maxwell  
 WR Jacob Henderson

*Defense (7)*

DE P.J. Fuimaono  
 DL Davis Neilands  
 LB Kenyatta Dunbar 1st Team All-Big South  
 LB Jeffrey Pegues  
 LB Donte' Gordon  
 LB Kirk Messick  
 DB Thomas Adams

*Specialty (3)*

PK Paul Schumacher  
 P Andrew Komornik  
 PR Jacob Henderson



## 2017 All-Conference Honors





**HEAD COACH****CARROLL McCRAY**

6th season at Gardner-Webb  
21-36 (.368)

**HOMETOWN:**

Monroe, N.C.

**ALMA MATER (YEAR):**

Gardner-Webb (1983)

**PLAYING CAREER:**

Offensive Lineman at Gardner-Webb (1979-82)

**COACHING CAREER:**

GARDNER-WEBB - Head Coach ..... 2013-present  
North Greenville - Head Coach ..... 2012  
Mercer - Associate Head Coach ..... 2011  
Furman - Offensive Line ..... 2007-10  
Austin Peay - Head Coach ..... 2003-06  
Mississippi State - Offensive Line ..... 2001-02  
Samford - Offensive Line ..... 1994-00  
South Carolina - Offensive Line/TEs/H-Backs ..... 1989-93  
Appalachian State - Outside Linebackers ..... 1985-87  
Appalachian State - Graduate Assistant/TEs/OTs ..... 1984

**COACHING & CAREER HIGHLIGHTS:**


- Named Gardner-Webb's ninth head coach on Jan. 28, 2013
- Has led GWU to five wins over nationally-ranked programs in his five seasons -- all over Top 15 teams, including three in his first year at the helm
- In his five seasons, has coached six National Player of the Year candidates (3 - Offense, 2 - Defense, 1 - Freshman) in addition to the 2013 FCS Defensive Lineman of the Year
- Runnin' Bulldogs became first Big South team in league history to defeat nationally-ranked teams in consecutive weeks in 2013
- Produced the 2016 Big South Offensive Player of the Year (**TYRELL MAXWELL**), the program's first honoree since 2002
- In first season, directed GWU to its most wins since 2003
- First GWU coach to post a winning record in his first year since 1997
- Is first GWU alumnus to serve as head football coach since **WOODY FISH** (1984-96)
- Led North Greenville to five wins in final six games of 2012 season
- Spent one season at Mercer assisting with the program's start-up efforts
- Helped Furman to three winning seasons in four years, while Samford posted winning records in five of his seven seasons on staff
- Tutored NFL first round draft pick **EARNEST DYE** while at South Carolina
- Part of Appalachian State staff that won two SoCon titles as well as playoff appearances in 1986 and 1987
- Was a three-year letterwinner at Gardner-Webb, helping the Runnin' Bulldogs to a 7-3 record as a senior in 1982 -- the program's first winning season since 1977
- Is an ordained Baptist deacon

**ASSISTANT COACHES & SUPPORT STAFF**

Taylor Anderson (North Greenville, 2016) - Inside Linebackers  
Arketa Banks (Elon, 2003) - Running Backs/Tight Ends  
Marco Butler (Western Carolina, 2000) - Outside Linebackers  
Chris Grimes (Tennessee Tech, 2008) - Secondary  
Bennett Houston (North Greenville, 2015) - Receivers/Dir. of Football Ops  
Brett Nichols (South Carolina, 2006) - Offensive Coordinator/QBs  
Kenny Ray (Southern Mississippi, 1995) - Assistant Head Coach/OL  
Dennis Thomas (South Carolina, 2001) - Defensive Line Coach  
Carlo Jimenez - Offensive Graduate Assistant/Video Coordinator  
Jimmy Laughlin - Defensive Graduate Assistant  
Kevin Jones - Head Athletic Trainer

**CARROLL McCRAY'S COLLEGIATE HEAD COACHING RECORD**

Year	School	Overall	Big South
2003	Austin Peay	4-7	
2004	Austin Peay	2-9	
2005	Austin Peay	2-9	
2006	Austin Peay	3-8	
2012	North Greenville	5-6	
2013	Gardner-Webb	7-5	2-3
2014	Gardner-Webb	4-8	0-5
2015	Gardner-Webb	4-7	2-4
2016	Gardner-Webb	5-6	3-2
2017	Gardner-Webb	1-10	0-5
<b>Gardner-Webb Total</b>		<b>21-36</b>	<b>7-19</b>
<b>Career Total</b>		<b>37-75</b>	



## ALPHABETICAL ROSTER

NO.	NAME	YR	POS	HT	WT	HOMETOWN / PREVIOUS SCHOOL
95	Bailey, Kendall	R-Fr.	DE	6-4	255	Marietta, Ga. / Kell HS
56	Bennett, Alan	R-Jr.	LB	5-11	209	Asheboro, N.C. / Asheboro HS
18	Blackmon, Jonathan	Sr.	RB	6-0	193	Fayetteville, N.C. / Terry Sanford HS
98	Booker, Tremayne	R-Fr.	DE	6-2	220	Gastonia, N.C. / Forestview HS
75	Briggs, Brayden	R-Jr.	OL	6-3	303	McCalla, Ala. / McAdory HS
16	Brown, Dexter	Fr.	RB	5-11	175	St. Augustine, Fla. / St. Augustine HS
6	Buckner, Malachi	Fr.	DB	6-1	195	Tucker, Ga. / Tucker HS
28	Cagle, Jaylin	Jr.	RB	5-11	202	Kannapolis, N.C. / A.L. Brown HS
85	Carson, Tre	R-Fr.	WR	6-3	185	Bakersville, NC / Mitchell HS
22	Carter, Josh	Sr.	CB	5-11	191	Bristow, Va. / Patriot HS (Fork Union)
8	Carter, Tysean	R-So.	RB	5-8	182	Fairburn, Ga. / Creekside HS
19	Chapman, Caleb	R-Sr.	TE	6-3	229	Ft. Myers, Fla. / Evangelical Christian (Akron)
74	Clark, Darius	R-Fr.	OL	6-2	280	Shelby, N.C. / Shelby HS
54	Clark, Kyndall	So.	OLB	6-2	225	Oak Ridge, Tenn. / Oak Ridge HS
61	Cole, Cliff	R-Fr.	OL	6-3	286	Kodak, Tenn. / Northview Academy
81	Collins, Braylin	R-Jr.	WR	6-1	172	Duncan, S.C. / Byrnes HS (Eastern Michigan)
52	Cone, D.J.	R-Fr.	LB	5-10	210	Port Wentworth, Ga. / Islands HS
--	Dales, Jr., Bobby	Fr.	NG	6-0	275	Pinetops, N.C. / Southwest Edgecombe HS
1	Dozier, Triston	Sr.	CB	6-0	172	LaGrange, Ga. / LaGrange HS
17	Edwards, Ali	R-Jr.	CB	6-0	196	Sugar Hill, Ga. / North Winnett HS
82	Ellis II, James	R-So.	WR	6-2	191	Greensboro, N.C. / Page HS
71	Eudy, Charlie	R-Sr.	OL	6-2	298	Locust, N.C. / West Stanly HS
79	Everett, Kurt	R-Fr.	PK	5-11	170	Medina, Ohio / Highland HS
66	Francis, Carter	R-Fr.	OL	6-2	292	Kennesaw, Ga. / Allatoona HS
84	Gathings, Izaiah	Fr.	WR	6-4	210	Statesville, N.C. / Statesville HS
57	Gilliland, Cody	R-So.	LB	5-10	206	Statesville, N.C. / South Iredell HS
86	Grant, Johnathan	R-So.	TE	6-3	220	Dacula, Ga. / Dacula HS
2	Green, Kameron	So.	CB	5-9	170	Montgomery, Ala. / Park Crossing HS
3	Grier, Deonte	R-Fr.	CB	5-11	170	Charlotte, N.C. / Mallard Creek HS
46	Hamilton, Cade	Fr.	LB	6-1	230	Forest City, N.C. / East Rutherford HS
43	Hampton, Jake	Jr.	LB	5-11	200	Tampa, Fla. / Sickles HS
41	Hankinson, Crimmins	Fr.	P/PK	6-0	175	Augusta, Ga. / Aquinas HS
99	Hawkins, Jazz	Fr.	DE	6-1	275	Atlanta, Ga. / Mays HS
39	Horne, Corey	Sr.	LB	6-0	221	Guyton, Ga. / South Effingham HS
7	Horton, Kyle	Sr.	WR	5-11	181	Charlotte, N.C. / Mallard Creek HS
90	Ikoku, Alexander	R-So.	DE	6-3	263	Duluth, Ga. / Northview HS
40	Jackson, Tre'	R-Jr.	PK	5-10	226	Newland, N.C. / Avery County HS
72	Jones, Chris	R-So.	OL	6-2	285	Grover, N.C. / Crest HS (Coastal Carolina)
34	Jones, Quinton	Fr.	OLB	6-1	210	Thomasville, Ga. / Thomasville HS
11	Keene, A.J.	Jr.	CB	5-10	170	Savannah, Ga. / Army Prep (USMAPS)
--	Kirksey, Stephen	R-So.	RB	5-7	191	Central, S.C. / Daniel HS
60	Leahey, Brandon	R-Jr.	OL	6-3	297	Parker, Colo. / Chaparral HS (Eastern Michigan)
5	Lee, Adonus	Sr.	WR	6-4	212	Blythewood, S.C. / Westwood HS

NO.	NAME	YR	POS	HT	WT	HOMETOWN / PREVIOUS SCHOOL
36	Lindsay, Schiem	R-So.	WR	6-1	192	Clemmons, N.C. / West Forsyth HS
48	McCray, Antwann	R-So.	LB	5-8	201	Greenville, S.C. / Wade Hampton HS
21	McCutcheon, Cameron	Fr.	CB	6-2	180	Seneca, S.C. / Seneca HS
35	McKoy, Robert	R-So.	OLB	6-0	220	Laurinburg, NC / Scotland County HS
89	McMullens, Maleek	Fr.	TE	6-2	215	Shelby, N.C. / Shelby HS
65	Millikan, Will	Sr.	OL	6-3	311	Pinehurst, N.C. / Pinecrest HS
20	Mines, Devin	Jr.	FS	5-9	200	Charlotte, N.C. / Mallard Creek HS
--	Mobley, Christian	R-Fr.	NG	5-9	265	Greensboro, N.C. / Grimsley HS
26	Moses, A.J.	So.	RB	6-0	220	Griffin, Ga. / Spalding HS
94	Mosteller, Stormy	Fr.	DE	6-3	240	Casar, N.C. / Burns HS
69	Mullins, Will	So.	LS	5-11	215	Hoover, Ala. / Spain Park HS
44	Murphy, Saiid	R-Sr.	LB	5-10	202	Tarboro, N.C. / Tarboro HS
13	Myers, Jaylen	R-Fr.	QB	6-3	191	Alcoa, Tenn. / Alcoa HS
76	Nichols, Jack	So.	OL	6-3	314	Roswell, Ga. / Roswell HS
42	Nicholson, Devin	R-Jr.	LB	5-10	201	Statesville, N.C. / North Iredell HS
30	Nicholson, Zach	Fr.	P	6-1	165	Statesville, N.C. / Statesville HS
53	Patterson, K'Maron	R-So.	NG	6-2	273	Lawrenceville, Ga. / Mountain View HS
29	Perry, Elijah	Sr.	RB	5-8	175	Apex, N.C. / Middle Creek HS
87	Perry, Jacob	R-Fr.	TE	6-2	215	Acworth, Ga. / Allatoona HS
83	Piercy, Ethan	R-Fr.	WR	6-1	185	Fort Mill, S.C. / Fort Mill HS
--	Pippen, Shamar	R-Fr.	RB	5-3	145	Tarboro, N.C. / Tarboro HS
93	Ramseur, Josh	R-Sr.	NG	5-11	283	Kingstown, N.C. / Burns HS
27	Reynolds, Darien	So.	OLB	6-0	211	Charlotte, N.C. / Vance HS
14	Rigby, Ramsey	R-So.	DB	6-1	196	Elba, Ala. / Elba HS / Troy
31	Robinson, Matthew	Fr.	OLB	6-2	215	Belmont, N.C. / South Point HS
32	Rodgers, Kobe	R-So.	CB	6-0	181	Gaffney, S.C. / Gaffney HS
15	Rollins, Brody	Sr.	QB/WR	5-11	182	Knoxville, Tenn. / South Doyle HS
62	Scoggins, Garrett	So.	OL	6-1	277	Buford, Ga. / Buford HS
96	Singleton, John	R-Fr.	DE	6-5	250	Apex, N.C. / Middle Creek HS
67	Smith, Daniel	R-So.	OL	6-4	286	Williston, S.C. / Williston-Elko HS
9	Smith, Jordan	R-Fr.	QB	6-1	200	Fruit Cove, Fla. / Bartram Trail HS
23	Smith, Keegan	R-Fr.	QB	6-1	200	Oak Park, Ill. / Oak Park-River Forest HS
38	Thomas, Shai	So.	LB	6-2	240	Anderson, S.C. / T.L. Hanna HS
91	Thompson, Donnie	R-Fr.	DL	6-3	279	Lincolnton, N.C. / Lincolnton HS
64	Thoms, Brandon	R-So.	LS	5-11	267	Gaffney, S.C. / Gaffney HS
97	Turner, Janathian	Fr.	NG	6-3	300	Decatur, Ga. / Towers HS
68	Tyler, Dustin	R-So.	OL	6-2	285	Davidson, N.C. / Davidson Day School
73	Walston, Josh	R-Jr.	PK	5-11	171	Winterville, N.C. / Ayden-Grifton HS
10	Weddington, Jalen	Fr.	DB	5-11	190	Charlotte, N.C. / Mallard Creek HS
24	Welch, George	Fr.	DB	6-2	200	Augusta, Ga. / Aquinas HS
50	Wilder, Noah	So.	LB	6-1	215	Bessemer, Ala. / Bessemer Academy
63	Wilson, David	R-Fr.	OL	6-3	345	Hope Mills, N.C. / South View HS



**#28 JAYLIN CAGLE**  
JR • RB • 5-11 • 202



**NOTES:** Runs the 40-yard dash in 4.4 seconds ... Bulkied up by 10 pounds in the offseason ... Started all 11 games in the backfield in 2017 ... Carried 105 times for 479 yards and one touchdown, ranking second on the team in both categories ... Had a career-high 24 carries for 179 yards and a 37-yard touchdown run vs. Liberty (10/28) ... Caught two passes for 27 yards to finish with a career-high 206 all-purpose yards ... Carried 17 times for 50 yards at No. 22 Monmouth and caught four passes for 20 yards in the game ... Had 19 carries for 73 yards at Presbyterian ... Averaged a solid 4.6 yards per carry for the season.



**#1 TRISTON DOZIER**  
SR • DB • 6-0 • 172



**NOTES:** Third-year starter at corner ... Made 11 starts in 2017 ... Finished with 32 total tackles (23 solo) and a team-high eight pass break ups as the defense's top cover man ... Also blocked two kicks on the season, which led the team and ranked among the Big South Conference leaders ... Runs the 40-yard dash in 4.4 seconds.



## 2017 INDIVIDUAL STATISTICAL LEADERS

RUSHING	GP	Att	Gain	Loss	Net	Avg	TD	Long	Avg/G
Tyrell Maxwell	11	174	1121	186	935	5.4	7	83	85.0
JAYLN CAGLE	11	105	495	16	479	4.6	1	37	43.5
Kerry Bernard	8	50	214	6	208	4.2	0	21	26.0
A.J. MOSES	7	47	197	4	193	4.1	1	18	27.6
JONATHAN BLACKMON	9	35	182	10	172	4.9	2	38	19.1
TYSEAN CARTER	10	28	135	3	132	4.7	0	27	13.2

PASSING	GP	Effic	Cmp-Att-Int	Pct	Yds	TD	Lng	Avg/G
Tyrell Maxwell	11	94.41	119-252-11	47.2	1324	9	53	120.4
BRODY ROLLINS	11	47.60	2-3-1	66.7	17	0	11	1.5

RECEIVING	GP	No.	Yds	Avg	TD	Long	Avg/G
BRODY ROLLINS	11	23	326	14.2	3	53	29.6
JAYLN CAGLE	11	17	136	8.0	0	32	12.4
KYLE HORTON	11	12	135	11.2	0	35	12.3
Willie Jackson IV	10	10	92	9.2	1	23	9.2
Jacob Henderson	11	9	116	12.9	0	20	10.5
ADONUS LEE	11	9	90	10.0	1	27	8.2

PUNT RETURNS	No.	Yds	Avg	TD	Long
Jacob Henderson	10	40	4.0	0	23

INTERCEPTIONS	No.	Yds	Avg	TD	Long
DEVIN MINES	1	15	15.0	0	15
JOSH CARTER	1	1	1.0	0	1
SHAI THOMAS	1	36	36.0	0	36
Kenyatta Dunbar	1	9	9.0	0	9
Thomas Adams	1	29	29.0	0	29

KICKOFF RETURNS	No.	Yds	Avg	TD	Long
TYSEAN CARTER	25	490	19.6	0	44
BRODY ROLLINS	9	168	18.7	0	28

SCORING	TD	FGs	Kick	Rush	Rcv	Pass	DXP	Saf	Pts
Paul Schumacher	0	10-15	21-21	0-0	0	0-0	0	0	51
Tyrell Maxwell	7	0-0	0-0	0-0	0	0-0	0	0	42
BRODY ROLLINS	3	0-0	0-0	0-0	0	0-0	0	0	18
JONATHAN BLACKMON	3	0-0	0-0	0-0	0	0-0	0	0	18
Ralph Jolly	2	0-0	0-0	0-0	0	0-0	0	0	12

TOTAL OFFENSE	GP	Plays	Rush	Pass	Total	Avg/G
Tyrell Maxwell	11	426	935	1324	2259	205.4
JAYLN CAGLE	11	105	479	0	479	43.5
Kerry Bernard	8	50	208	0	208	26.0
A.J. MOSES	7	47	193	0	193	27.6
JONATHAN BLACKMON	9	35	172	0	172	19.1

PUNTING	No.	Yds	Avg	Long	TB	FC	I20	Bkd
Andrew Komornik	64	2537	39.6	57	4	8	17	0

ALL PURPOSE	GP	Rush	Rec	PR	KOR	IR	Tot	Avg/G
Tyrell Maxwell	11	935	0	0	0	0	935	85.0
TYSEAN CARTER	10	132	26	0	490	0	648	64.8
JAYLN CAGLE	11	479	136	0	0	0	615	55.9
BRODY ROLLINS	11	18	326	0	168	0	512	46.5
Kerry Bernard	8	208	46	0	0	0	254	31.8

TACKLES	GP	SOLO	AST	TOT	TFL-YDS	SK-YDS
Thomas Adams	11	43	31	74	1.5-2	.
Kenyatta Dunbar	11	38	31	69	13.5-64	4.0-41
COREY HORNE	11	27	33	60	4.0-10	.
Jeffrey Pegues	9	19	32	51	1.5-6	.
JOSH RAMSEUR	11	18	32	50	2.0-13	1.0-10
DEVIN MINES	11	21	20	41	2.0-9	.
JOSH CARTER	10	25	11	36	0.5-1	.
Davis Neilands	10	16	19	35	6.0-24	3.0-14

2018 returnees in ALL CAPS

## 2017 TEAM STATISTICS

	GWU	OPP
<b>SCORING</b>	177	311
Points Per Game	16.1	28.3
Points Off Turnovers	48	82
<b>FIRST DOWNS</b>	199	194
Rushing	118	77
Passing	72	102
Penalty	9	15
<b>RUSHING YARDAGE</b>	2154	1904
Yards gained rushing	2403	2103
Yards lost rushing	249	199
Rushing Attempts	457	406
Average Per Rush	4.7	4.7
Average Per Game	195.8	173.1
TDs Rushing	11	21
<b>PASSING YARDAGE</b>	1341	2488
Comp-Att-Int	121-257-12	158-260-5
Average Per Pass	5.2	9.6
Average Per Catch	11.1	15.7
Average Per Game	121.9	226.2
TDs Passing	9	19
<b>TOTAL OFFENSE</b>	3495	4392
Total Plays	714	666
Average Per Play	4.9	6.6
Average Per Game	317.7	399.3
<b>KICK RETURNS: #-Yards</b>	38-735	19-336
<b>PUNT RETURNS: #-Yards</b>	10-40	23-304
<b>INT RETURNS: #-Yards</b>	5-90	12-121
<b>KICK RETURN AVERAGE</b>	19.3	17.7
<b>PUNT RETURN AVERAGE</b>	4.0	13.2
<b>INT RETURN AVERAGE</b>	18.0	10.1
<b>FUMBLES-LOST</b>	8-5	9-4
<b>PENALTIES-Yards</b>	45-406	76-626
Average Per Game	36.9	56.9
<b>PUNTS-Yards</b>	64-2537	54-2052
Average Per Punt	39.6	38.0
Net punt average	33.6	36.1
<b>KICKOFFS-Yards</b>	38-2371	60-3603
Average Per Kick	62.4	60.0
Net kick average	43.7	40.3
<b>TIME OF POSSESSION/Game</b>	29:47	30:13
<b>3RD-DOWN Conversions</b>	56/159	66/141
3rd-Down Pct	35%	47%
<b>4TH-DOWN Conversions</b>	12/19	6/7
4th-Down Pct	63%	86%
<b>SACKS BY-Yards</b>	13-100	24-135
<b>MISC YARDS</b>	0	52
<b>TOUCHDOWNS SCORED</b>	21	42
<b>FIELD GOALS-ATTEMPTS</b>	10-15	8-10
<b>ON-SIDE KICKS</b>	0-3	0-0
<b>RED-ZONE SCORES</b>	(14-22) 64%	(30-35) 86%
<b>RED-ZONE TOUCHDOWNS</b>	(6-22) 27%	(24-35) 69%
<b>PAT-ATTEMPTS</b>	(21-21) 100%	(31-38) 82%
<b>ATTENDANCE</b>	23017	42221
Games/Avg Per Game	5/4603	6/7037

SCORE BY QUARTERS	1st	2nd	3rd	4th	OT	Total
Gardner-Webb	24	57	20	76	-	177
Opponents	88	97	71	55	-	311

## 2017 RESULTS (1-10, 0-5 Big South)

Sept. 2	#25 NORTH CAROLINA A&T	L, 3-45
Sept. 9	at Wyoming	L, 0-27
Sept. 16	WESTERN CAROLINA	L, 27-42
Sept. 23	at #9/9 Wofford	L, 24-27
Oct. 7	SHORTER	W, 42-14
Oct. 14	at #25 N.C. Central	L, 17-24
Oct. 21	at Kennesaw State *	L, 3-17
Oct. 28	LIBERTY *	L, 17-33
Nov. 4	CHARLESTON SOUTHERN *	L, 9-10
Nov. 11	at #22 Monmouth *	L, 14-41
Nov. 18	at Presbyterian *	L, 21-31

\* - Big South Conference game  
HOME GAME IN ALL CAPS

## 2018 SCHEDULE

Aug. 30	at Georgia State .....	7:00pm	1st meeting
Sept. 6	at Tennessee Tech .....	6:00pm	KSU leads series, 1-0
Sept. 15	ALABAMA STATE .....	5:00pm	KSU leads series, 1-0
Sept. 22	CLARK ATLANTA .....	6:00pm	KSU leads series, 1-0
Sept. 29	SAMFORD .....	6:00pm	series tied, 1-1
Oct. 6	PRESBYTERIAN * .....	2:00pm	KSU leads series, 2-1
Oct. 13	at Gardner-Webb * .....	1:30pm	KSU leads series, 3-0
Oct. 27	at Charleston Southern * .....	6:00pm	CSU leads series, 2-1
Nov. 3	CAMPBELL * .....	2:00pm	1st meeting
Nov. 10	at Monmouth * .....	12:00pm	KSU leads series, 3-0
Nov. 17	JACKSONVILLE STATE ^ .....	TBA	KSU leads series, 1-0

HOME GAME IN ALL CAPS

\* - Big South Conference game      ^ - at SunTrust Park - Atlanta, Ga.  
Subject to change

## OWL QUICK FACTS

Location: ..... Kennesaw, Ga.  
 Founded: ..... 1963  
 Enrollment: ..... 35,000  
 Nickname: ..... Owls  
 School Colors: ..... Black and Gold  
 Stadium: ..... Fifth Third Bank Stadium (8,300)  
 Surface: ..... Hybrid Grass  
 President: ..... Pamela Whitten (Tulane)  
 Athletics Director: ..... Milton Overton (Oklahoma, 1995)  
 Senior Woman Administrator: ..... Mindy Mager-DeBruce  
 Faculty Athletics Representative: ..... Daniel Niederjohn  
 Athletic Dept. Phone: ..... 470-578-6284  
 Ticket Office Phone: ..... 470-578-6957  
 Website: ..... www.ksuowls.com  
 Twitter Feed: ..... @KennesawStFB

## OWL FOOTBALL FACTS

Established / First Season: ..... Feb. 14, 2013 / 2015  
Overall All-Time Record: ..... 26-10 (.722)  
Overall Big South Record: ..... 10-6 (.625)  
Big South Championships: ..... 1 (2017)  
FCS Playoff Appearances: ..... 1 (2017)  
All-Time FCS Playoff Record: ..... 2-1  
Last Postseason Appearance: ..... 2017 NCAA FCS Quarterfinals  
..... at Sam Houston State (L, 27-34)  
2017 Overall Record: ..... 12-2  
2017 Big South Record (Finish): ..... 5-0 (Champion)  
Final 2017 National Top 25 Rankings: ..... #8 - STATS; #9 FCS Coaches  
Football Office Phone: ..... 470-578-7940  
Best Time To Reach Coach Brian Bohannon: ..... contact SID  
Football SID Contact: ..... David Beall  
SID Office Phone: ..... 470-578-7872  
SID Cell Phone: ..... 404-513-9272  
SID e-mail: ..... jbeall2@kennesaw.edu  
SID Fax: ..... 470-578-9029  
Press Box Phone: ..... 470-578-3851



## 2018 TEAM INFORMATION

**Primary Offense:** Spread Option

**Primary Defense:** 4-2-5

**Lettermen Returning: 43**

27	Offense
13	Defense
3	Specialty

**Lettermen Lost: 22**

6	Offense
14	Defense
2	Specialty

**Starters Returning: 19**

### Offense (9)

QB Chandler Burks – 5-10, 187, R-Sr. .... Offensive Player of the Year  
RB Jake McKenzie – 6-0, 205, R-Sr. .... 2nd Team All-Big South  
RB Shaquill Terry – 5-9, 179, Soph.  
RB Darnell Holland – 5-10, 190, Sr.  
WR Justin Sumpter – 6-3, 214 R-Sr. .... 1st Team All-Big South  
WR Xavier Harper – 6-0, 190, R-Sr.  
OL C.J. Collins – 6-3, 256, Sr. .... 1st Team All-Big South  
OL Ryan Warrior – 6-3, 245, R-Sr. .... 2nd Team All-Big South  
OL Joseph Alexander Jr. – 6-4, 318, R-Sr. .... 2nd Team All-Big South

*Defense (6)*

DL Desmond Johnson Jr. - 6-2, 227, R-Jr. \_\_\_\_\_ 1st Team All-Big South  
DL Auzoyah Alufohai - 6-4, 322, Sr.  
DL McKenzie Billingslea - 6-4, 273, R-Sr.  
LB Bryson Armstrong - 5-11, 201, R-Soph. ... Co-Freshman of the Year  
LB Anthony Gore Jr. - 6-0, 209, R-Sr. \_\_\_\_\_ 1st Team All-Big South  
DB Jace White - 6-1. 185, Sr. \_\_\_\_\_ 2nd Team All-Big South

Specialty (4)

PK Justin Thompson - 5-10, 156, Sr. Special Teams Player of the Year  
P Nicholas Jones - 6-1, 178, Soph.  
LS Drew McCracken - 6-1, 187, Sr. .... 2nd Team All-Big South  
KR Shaquil Terry - 5-9, 179, Soph.

**Starters Lost: 8**

*Offense (2)*

OL	Zach Mitchler .....	1st Team All-Big South
OL	Matt Frank .....	2nd Team All-Big South

*Defense (5)*

DL	Tonarius Portress	2nd Team All-Big South
LB	Izzy Sam	1st Team All-Big South
DB	Taylor Henkle	1st Team All-Big South
DB	Keon Roman	
DB	Akebren Ralls	

Specialty (1)

PR Bert Birdsall





## HEAD COACH

### BRIAN BOHANNON

4th season at Kennesaw State  
14-8 (.636)

#### HOMETOWN:

Griffin, Ga.

#### ALMA MATER (YEAR):

Georgia (1993)

#### PLAYING CAREER:

Wide Receiver at Georgia (1989-93)

#### COACHING CAREER:

KENNESAW STATE - Head Coach ..... 2013-present  
Georgia Tech - Quarterbacks/B-back ..... 2008-12  
Navy - Wide Receivers ..... 2002-07  
Georgia Southern - Wide Receivers/Defensive Backs ..... 1997-01  
GARDNER-WEBB - Wide Receivers ..... 1996

#### COACHING & CAREER HIGHLIGHTS:

- Named Kennesaw State's first-ever football coach on March 24, 2013
- 2017 Big South Coach of the Year and AFCA FCS Coach of the Year
- Directed Owls to outright 2017 Big South championship and FCS Playoff quarterfinal appearance in program's third year of existence
- Owls are one of just two Division I programs (Old Dominion) since 2008 to secure winning seasons in each of the programs' first three years of existence
- Kennesaw State's 26 wins through first three seasons are second-most by a start-up Division I team since 2008
- KSU entered Top 25 rankings for the first time in program history on Nov. 14, 2016 (No. 22 in FCS Coaches Poll), and reached as high as No. 8 in final 2017 STATS poll
- Two-time finalist for Eddie Robinson National Coach of the Year Award (2016 - 8th, 2017 - 3rd)
- Set the Big South record with four consecutive games with 500+ yards of offense in 2016
- Led KSU to winning season in first year of existence
- Kennesaw State's six wins in 2015 tied for the most by a program in its first season in the Big South
- Helped Georgia Tech to five-straight bowl games from 2008-12, including the Chick-Fil-A Bowl and the FedEx Orange Bowl
- Part of five consecutive bowl appearances while at Navy, including two Poinsettia Bowls and the Meineke Car Care Bowl
- Helped Georgia Southern to five consecutive FCS Playoff appearances from 1997-01, including the 1999 and 2000 FCS National Championships and national runner-up in 1998
- Georgia Tech finished in the top four nationally in rushing offense every season under Bohannon
- Navy led the nation in rushing three times with Bohannon (2003-05-07)

#### ASSISTANT COACHES & SUPPORT STAFF

Chris Bland (Elon, 2008) - Cornerbacks  
Ossie Buchannon (Samford, 2005) - Wide Receivers  
Grant Chesnut (Georgia Southern, 1999) - Offensive Coordinator/OL  
Stewart Cook (West Georgia, 2010) - Tight Ends/Tackles  
Kevin Downing (N.C. Central, 2004) - Defensive Ends  
Tim Glanton (West Georgia, 1989) - Running Backs/Special Teams  
Liam Klein (Monmouth, 2001) - Defensive Line/Recruiting Coord.  
Brian Newberry (Baylor, 1998) - Defensive Coordinator/Secondary  
P.J. Volker (College of Mount St. Joseph, 2005) - Linebackers  
Cody Worley (Furman, 2010) - Quarterbacks  
Jay Bailey - Football & Equipment Operations  
Daniel Glynn - Equipment Manager  
Jim Kiritsy - Director of Strength & Conditioning  
Juan Reyes - Video Coordinator  
Philip Young - Athletic Trainer

#### BRIAN BOHANNON'S HEAD COACHING RECORD

Year	School	Overall	Big South
2015	Kennesaw State	6-5	2-4
2016	Kennesaw State	8-3	3-2
2017	Kennesaw State	12-2	5-0
<b>Career Total</b>		<b>26-10</b>	<b>10-6</b>




## ALPHABETICAL ROSTER

NO.	NAME	YR	POS	HT	WT	HOMETOWN / PREVIOUS SCHOOL
31	Abisoye, Adesola	R-So.	DB	5-10	186	Loganville, Ga. / Grayson HS
11	Adeleke, Adeolu	R-Fr.	RB	5-10	179	Conyers, Ga. / Heritage HS
77	Alexander Jr., Joseph	R-Sr.	OL	6-4	318	East Point, Ga. / Tri Cities HS
51	Allen, Kelcy	Fr.	OL/DL	6-1	250	Smith Station, Ala. / Glenwood School
90	Alufohai, Auzoyah	R-Sr.	DL	6-4	322	Alpharetta, Ga. / Alpharetta HS
42	Armstrong, Bryson	R-So.	LB	5-11	201	Marietta, Ga. / Kell HS
92	Arrasmith, Kyle	R-Jr.	DL	6-5	257	Navarre, Fla. / Navarre HS
93	Barron, Jayden	Fr.	DL	6-2	270	Thomaston, Ga. / Upson-Lee HS
49	Bates, Chance	Fr.	LB	6-0	245	Muscle Shoals, Ala. / Colbert County HS
35	Beason, Nick	Fr.	RB	5-9	165	Columbus, Ga. / Shaw HS
50	Bell, Travis	R-Fr.	DL	6-1	295	Montgomery, Ala. / Jefferson Davis HS
98	Billingslea, McKenzie	R-Sr.	DL	6-4	273	Powder Springs, Ga. / McEachern HS
72	Brown, Sean	Fr.	OL	6-2	245	Macon, Ga. / Tattnall Square Academy
5	Bryant, Tommy	R-So.	QB	6-1	190	Tuscaloosa, Ala. / Northridge HS
3	Burks, Chandler	R-So.	QB	5-10	187	Douglasville, Ga. / South Paulding HS
36	Burks, Je'Cory	Fr.	DB	6-0	165	Perry, Ga. / Perry HS
58	Butcher, Andrew	Jr.	DL	6-3	245	Alpharetta, Ga. / Alpharetta HS
44	Byrd, Austin	R-Sr.	OL	6-3	244	Calhoun, Ga. / Calhoun HS
46	Byrd, Chris	R-So.	LB	5-9	188	Gainesville, Ga. / Gainesville HS
22	Chivers, Trey	R-Sr.	RB	5-11	210	Carrollton, Ga. / Carrollton HS
67	Collins, CJ	R-Sr.	OL	6-3	256	Woodstock, Ga. / Sequoyah HS
55	Collins, Samuel	R-Fr.	OL	6-3	290	Vidalia, Ga. / Vidalia HS
24	Compton, Jeremiah	Fr.	DB	6-1	185	Waverly, Ga. / Camden County HS
2	David, Daniel	R-Jr.	QB	6-1	214	Hoschton, Ga. / Mill Creek HS (App State)
91	Davis, Abdul	R-So.	DL	6-3	258	Macon, Ga. / Westside HS
68	Davis, Terry	Jr.	OL	6-1	218	Acworth, Ga. / Harrison HS
10	Drake, Quae	Fr.	DB	6-2	185	Wadley, AL / Wadley HS
62	Dye, Chris	Jr.	OL	6-3	290	Greenville, Miss. / Greenville HS
75	Eldridge, Nick	R-So.	OL	6-2	282	Hoover, Ala. / Hoover HS
38	Ficklin, Kevin	R-Jr.	RB	5-6	183	Dacula, Ga. / Dacula HS
97	Flood, Deontae	Jr.	OL	6-1	240	Atlanta, Ga. / North Atlanta HS
12	Foster, Isaac	R-Fr.	RB	5-10	165	Summerville, Ga. / Chattooga HS
37	Gilley, Cole	Fr.	RB	5-10	195	Fayetteville, Ga. / Starrs Mill HS
48	Glover, Kyle	R-So.	LB	5-11	209	Eastman, Ga. / Dodge County HS
41	Gore Jr. Anthony	R-Sr.	LB	6-0	209	Statesboro, Ga. / Statesboro HS
81	Gray, Gordon	R-Sr.	WR	6-2	187	Cartersville, Ga. / Cartersville HS
29	Grier, Antavious	R-Fr.	RB	5-9	159	Jackson, Ga. / Jackson HS
83	Haigler, Will	Fr.	WR	6-1	195	Tallahassee, Fla. / Florida State University HS
19	Hancock, KJ	So.	WR	6-1	209	Suwanee, Ga. / North Gwinnett HS
16	Harper, Xavier	R-Sr.	WR	6-0	190	Hoschton, Ga. / Jackson County HS
85	Henderson, Sean	Fr.	K	6-1	180	Norcross, Ga. / Greater Atlanta Christian
40	Henderson, Troy	Jr.	LB	5-11	225	Cleveland, Ohio / St. Edwards HS
94	Hill, Devin	So.	DL	6-2	260	Milledgeville, Ga. / Georgia Military Prep
33	Holland, Darnell	Sr.	RB	5-10	190	Bowdon, Ga. / Bowdon HS
82	Jackson, Adrian	Fr.	TE	6-2	205	Hoschton, Ga. / Mill Creek HS
14	Jackson, Jalen	Fr.	WR	6-2	180	Powder Springs, Ga. / Hillgrove HS
59	Johnson Jr., Desmond	R-Jr.	DL	6-2	227	Rome, Ga. / Rome HS
89	Jones, Nicholas	R-So.	K	6-1	178	Grayson, Ga. / St. Pius X
47	Jones, Randy	Jr.	RB	5-6	180	Elberton, Ga. / Elbert Cty Comprehensive HS


NO.	NAME	YR	POS	HT	WT	HOMETOWN / PREVIOUS SCHOOL
47	Jones, Tanner	R-Jr.	WR	5-10	177	Kennesaw, Ga. / Kennesaw Mountain HS
65	Katina, Zion	Fr.	OL	6-2	250	Franklin, Tenn. / Independence HS
23	Larry, Le'Vonte	R-Jr.	DB	5-9	190	Jesup, Ga. / Wayne County HS
30	Loden, Cole	Fr.	DB	5-11	175	Kingsland, Ga. / Camden County HS
17	Marshall, Chavis	Fr.	WR	6-3	175	Sylvester, Ga. / Worth County HS
20	Mason, Cincere	R-Fr.	LB	6-0	208	Atlanta, Ga. / Grady HS
61	McCracken, Drew	Sr.	LS	6-1	187	Calhoun, Ga. / Calhoun HS
4	McKenzie, Jake	R-Sr.	RB	6-0	205	Monroeville, Ala. / Monroe Academy
13	Miles, Dorian	R-So.	WR	6-2	181	Lawrenceville, Ga. / Brookwood HS
45	Mills, Courtney	R-Fr.	LB	6-1	243	Powder Springs, Ga. / McEachern HS
7	Mintz, Tye	Fr.	QB	5-11	215	Whittier, NC / Cherokee HS
35	Mitchell, Tyrik	Fr.	DB	5-9	161	Jackson, Ga. / Jackson HS
21	Montgomery, Markeith	Fr.	DB	5-9	170	Flintstone, Ga. / Ridgeland HS
96	Moore, Peyton	R-So.	DL	6-2	239	Hoschton, Ga. / Mill Creek HS (Georgia State)
53	Moore, Tyler	Fr.	DL	6-2	240	Phenix City, Ala. / Central HS
73	Nana Fabu, William	Fr.	OL	6-1	301	Columbus, Ga. / Columbus HS
43	Ness, Jack	Fr.	LB	6-0	212	Buford, Ga. / Buford HS
70	Nwadike, Chiazia	R-Sr.	OL	6-3	286	Riverdale, Ga. / Charles Drew HS
10	O'Neal, Caleb	R-So.	QB	6-2	186	Chickamauga, Ga. / Gordon Lee HS
28	Outlaw, Sam	Jr.	RB	6-1	213	Cumming, Ga. / South Forsyth HS
93	Parker, Miles	So.	LB	6-1	207	Atlanta, Ga. / Collins Hill HS
44	Patrick, Charlie	So.	LB	6-0	230	Atlanta, Ga. / Mays HS
50	Paxton, Terrell	Fr.	OL	6-0	290	Stone Mountain, Ga. / Tucker HS
34	Perry, Bryson	So.	WR	5-9	165	Canton, Ga. / Cherokee HS
26	Pettway, Demetrius	R-Fr.	LB	6-1	187	Phenix City, Ala. / Central HS
87	Pontrelli, Ryan	Fr.	WR	6-3	175	Cumming, Ga. / South Forsyth HS
64	Potter, Jacob	Fr.	LS	6-0	230	Adairsville, Ga. / Adairsville HS
79	Pughsley, Devin	R-Sr.	DL	6-1	236	Hoover, Ala. / Spain Park HS
32	Rechsteiner, Bronson	Jr.	RB	6-0	223	Acworth, Ga. / Etowah HS
6	Reed, TJ	R-Jr.	RB	5-9	173	Daphne, Ala. / Daphne HS
56	Reese, Evan	R-Fr.	DL	6-2	265	Savannah, Ga. / Savannah Christian Prep
88	Robertson, Nathan	Fr.	K	5-10	155	Columbus, Ga. / Northside HS
74	Scott, Desmond	Fr.	DL	6-0	285	Pinson, Ala. / Pinson Valley HS
--	Shockley, George	Fr.	LB	6-1	215	McDonough, Ga. / Eagle's Landing Christian
27	Simmons, Brandon	R-So.	RB	6-0	229	Pleasant Grove, Ala. / Pleasant Grove HS
63	Simmons, Savon	R-Fr.	OL	6-2	262	Fayetteville, Ga. / Sandy Creek HS
39	Snowden, Nicolas	R-Sr.	DB	5-11	187	Snellville, Ga. / Loganville Christian Academy
15	Sumpter, Justin	R-Sr.	WR	6-3	214	Tyrone, Ga. / Sandy Creek HS
80	Sutton, Brandon	R-Sr.	OL	6-0	241	LaGrange, Ga. / Callaway HS
18	Taitt, Donovan	So.	QB	6-1	175	Gwinnett, Ga. / Loganville Christian Academy
9	Terry, Shaquil	R-So.	RB	5-9	179	Bessemer, Ala. / McAdory HS
86	Thompson, Justin	Sr.	PK	5-10	156	Evans, Ga. / Aquinas HS
78	Thompson, Zach	R-So.	OL	6-4	296	Swainsboro, Ga. / Emanuel County Institute
76	Tobin, Lyle	Fr.	TE	6-2	235	Loganville, Ga. / Grayson HS
1	Walker, Dorian	R-Jr.	DB	6-0	196	Tallulah, La. / Mount Paran Christian (Ga. Tech)
84	Walker, Jordan	R-Sr.	WR	6-2	180	Savannah, Ga. / Calvary Day School
52	Warrior, Ryan	R-Sr.	OL	6-3	245	Fayetteville, Ga. / Sandy Creek HS
25	White, Jace	R-Sr.	DB	6-1	185	Dallas, Ga. / North Paulding HS
57	Williams, Darion	Fr.	DL	6-2	220	Bessemer, AL / McAdory HS

### #3 CHANDLER BURKS R-SR • QB • 5-10 • 187



**NOTES:** 2018 Big South Preseason Offensive Player of the Year ... Earned Big South Offensive Player of the Year honors last season and was named to the Associated Press FCS All-America team after becoming the first quarterback in Big South history to rush for 1,000 yards and pass for 1,000 yards in a single season ... Accounted for a school-record 27 touchdowns as a junior and has over 4,500 all-purpose yards in his career ... Is a three-time Big South Offensive Player of the Week.

### #42 BRYSON ARMSTRONG R-SOPH • LB • 5-11 • 201



**NOTES:** Captured the Jerry Rice Award last year as the national freshman of the year after finishing the 2017 campaign with 114 total tackles (85 solo), 12.5 tackles for loss, 11.0 sacks and three interceptions ... Added seven pass breakups, four recovered fumbles, three forced fumbles and one blocked kick ... Had double-digit tackles in five games, including a career-high 16 tackles against Samford ... Was a three-time Big South Conference Freshman of the Week winner.



## 2017 INDIVIDUAL STATISTICAL LEADERS

RUSHING	GP	Att	Gain	Loss	Net	Avg	TD	Long	Avg/G
CHANDLER BURKS	14	255	1208	105	1103	4.3	18	28	78.8
SHAQUIL TERRY	14	63	821	15	806	12.8	3	84	57.6
JAKE McKENZIE	14	163	740	9	731	4.5	3	30	52.2
DARNELL HOLLAND	14	80	756	29	727	9.1	8	84	51.9
BRONSON RECHSTEINER	14	99	451	6	445	4.5	2	35	31.8
TJ REED	14	40	375	4	371	9.3	2	79	26.5

PASSING	GP	Effic	Cmp-Att-Int	Pct	Yds	TD	Lng	Avg/G
CHANDLER BURKS	14	135.15	76-155-3	49.0	1307	9	55	93.4
DANIEL DAVID	7	101.79	10-19-1	52.6	135	0	44	19.3

RECEIVING	GP	No.	Yds	Avg	TD	Long	Avg/G
JUSTIN SUMPTER	14	33	610	18.5	5	55	43.6
TJ REED	14	11	131	11.9	2	27	9.4
XAVIER HARPER	12	9	182	20.2	1	53	15.2
SHAQUIL TERRY	14	9	129	14.3	0	48	9.2
DARNELL HOLLAND	14	7	114	16.3	0	22	8.1
JAKE McKENZIE	14	7	108	15.4	1	23	7.7

PUNT RETURNS	No.	Yds	Avg	TD	Long
Bert Birdsall	23	160	7.0	0	53

INTERCEPTIONS	No.	Yds	Avg	TD	Long
Keon Roman	4	2	0.5	0	1
BRYSON ARMSTRONG	3	7	2.3	0	5
Taylor Henkle	3	38	12.7	0	28
Akebren Ralls	3	57	19.0	1	55
JACE WHITE	3	68	22.7	0	43

KICKOFF RETURNS	No.	Yds	Avg	TD	Long
SHAQUIL TERRY	11	286	26.0	1	97
Akebren Ralls	8	138	17.2	0	32

SCORING	TD	FGs	Kick	Rush	Rcv	Pass	DXP	Saf	Pts
CHANDLER BURKS	18	0-0	0-0	0-0	0	0-1	0	0	108
JUSTIN THOMPSON	0	17-21	52-52	0-0	0	0-0	0	0	103
DARNELL HOLLAND	8	0-0	0-0	0-0	0	0-0	0	0	48
JUSTIN SUMPTER	5	0-0	0-0	0-0	0	0-0	0	0	30

TOTAL OFFENSE	GP	Plays	Rush	Pass	Total	Avg/G
CHANDLER BURKS	14	410	1103	1307	2410	172.1
SHAQUIL TERRY	14	63	806	0	806	57.6
JAKE McKENZIE	14	165	731	27	758	54.1
DARNELL HOLLAND	14	80	727	0	727	51.9
BRONSON RECHSTEINER	14	99	445	0	445	31.8

PUNTING	No.	Yds	Avg	Long	TB	FC	I20	Bkd
Christian Kinsley	24	944	39.3	59	0	9	5	1
NICHOLAS JONES	24	963	40.1	54	2	6	10	0

ALL PURPOSE	GP	Rush	Rec	PR	KOR	IR	Tot	Avg/G
SHAQUIL TERRY	14	806	129	3	286	0	1224	87.4
CHANDLER BURKS	14	1103	0	0	0	0	1103	78.8
DARNELL HOLLAND	14	727	114	0	105	0	946	67.6
JAKE McKENZIE	14	731	108	0	0	0	839	59.9
JUSTIN SUMPTER	14	0	610	0	0	0	610	43.6

TACKLES	GP	SOLO	AST	TOT	TFL-YDS	SK-YDS
BRYSON ARMSTRONG	14	85	29	114	12.5-79	11.0-78
Izzy Sam	14	51	33	84	8.0-37	2.0-24
ANTHONY GORE JR.	14	50	23	73	6.5-35	3.0-26
Taylor Henkle	14	41	16	57	3.5-6	.
JACE WHITE	12	44	7	51	1.0-1	.
Brenton Wimberly	14	29	19	48	1.0-1	1.0-1
DORIAN WALKER	14	30	10	40	5.0-6	1.0-1
Akebren Ralls	14	34	5	39	3.0-8	.

2018 returnees in ALL CAPS

## 2017 TEAM STATISTICS

	KSU	OPP
<b>SCORING</b>	421	217
Points Per Game	30.1	15.5
Points Off Turnovers	193	24
<b>FIRST DOWNS</b>	293	251
Rushing	216	92
Passing	61	134
Penalty	16	25
<b>RUSHING YARDAGE</b>	4623	1429
Yards gained rushing	4841	1752
Yards lost rushing	218	323
Rushing Attempts	816	425
Average Per Rush	5.7	3.4
Average Per Game	330.2	102.1
TDs Rushing	41	10
<b>PASSING YARDAGE</b>	1469	2791
Comp-Att-Int	87-176-4	251-422-24
Average Per Pass	8.3	6.6
Average Per Catch	16.9	11.1
Average Per Game	104.9	199.4
TDs Passing	10	17
<b>TOTAL OFFENSE</b>	6092	4220
Total Plays	992	847
Average Per Play	6.1	5.0
Average Per Game	435.1	301.4
<b>KICK RETURNS: #-Yards</b>	27-624	55-1106
<b>PUNT RETURNS: #-Yards</b>	27-182	20-147
<b>INT RETURNS: #-Yards</b>	24-191	4-23
<b>KICK RETURN AVERAGE</b>	23.1	20.1
<b>PUNT RETURN AVERAGE</b>	6.7	7.3
<b>INT RETURN AVERAGE</b>	8.0	5.8
<b>FUMBLES-LOST</b>	17-8	19-11
<b>PENALTIES-Yards</b>	96-893	63-594
Average Per Game	63.8	42.4
<b>PUNTS-Yards</b>	49-1907	61-2519
Average Per Punt	38.9	41.3
Net punt average	35.1	36.7
<b>KICKOFFS-Yards</b>	82-4948	48-2869
Average Per Kick	60.3	59.8
Net kick average	38.6	36.9
<b>TIME OF POSSESSION/Game</b>	33:22	26:38
<b>3RD-DOWN Conversions</b>	107/214	59/171
3rd-Down Pct	50%	35%
<b>4TH-DOWN Conversions</b>	22/32	14/26
4th-Down Pct	69%	54%
<b>SACKS BY-Yards</b>	31-207	10-48
<b>MISC YARDS</b>	0	0
<b>TOUCHDOWNS SCORED</b>	53	28
<b>FIELD GOALS-ATTEMPTS</b>	17-21	7-8
<b>ON-SIDE KICKS</b>	0-0	0-0
<b>RED-ZONE SCORES</b>	(50-60) 83%	(20-26) 77%
<b>RED-ZONE TOUCHDOWNS</b>	(35-60) 58%	(15-26) 58%
<b>PAT-ATTEMPTS</b>	(52-52) 100%	(26-27) 96%
<b>ATTENDANCE</b>	46874	75912
Games/Avg Per Game	7/6696	7/10845

SCORE BY QUARTERS	1st	2nd	3rd	4th	OT	Total
Kennesaw State	76	189	74	82	-	421
Opponents	45	64	48	60	-	217

## 2017 RESULTS (12-2, 5-0 Big South)

Aug. 31	at #19/19 Samford	L, 23-28
Sept. 9	TENNESSEE TECH	W, 27-14
Sept. 16	at Alabama State	W, 20-14
Sept. 30	NORTH GREENVILLE	W, 38-34
Oct. 7	TEXAS SOUTHERN	W, 48-3
Oct. 14	at Liberty *	W, 42-28
Oct. 21	GARDNER-WEBB *	W, 17-3
Oct. 28	at Presbyterian *	W, 28-0
Nov. 4	at Montana State	W, 16-14
Nov. 11	CHARLESTON SOUTHERN *	W, 38-0
Nov. 18	#22 MONMOUTH *	W, 52-21
Nov. 25	#14/14 SAMFORD \$	W, 28-17
Dec. 2	at #2/2 Jacksonville State \$	W, 17-7
Dec. 9	at #5/5 Sam Houston State \$	L, 27-34

\* - Big South Conference game  
HOME GAME IN ALL CAPS

\$ - FCS Playoffs

## 2018 SCHEDULE

Aug. 31	at Eastern Michigan	6:30pm	1st meeting
Sept. 8	HAMPTON	3:00pm	MU leads series, 1-0
Sept. 15	at Lafayette	6:00pm	series tied, 1-1
Sept. 22	at Princeton	4:30pm	1st meeting
Sept. 29	WAGNER	1:00pm	MU leads series, 13-10
Oct. 13	BUCKNELL	1:00pm	MU leads series, 1-0
Oct. 20	CAMPBELL *	1:00pm	1st meeting
Oct. 27	at Presbyterian *	2:30pm	series tied, 2-2
Nov. 3	CHARLESTON SOUTHERN *	1:00pm	CSU leads series, 3-1
Nov. 10	KENNESAW STATE *	12:00pm	KSU leads series, 3-0
Nov. 17	at Gardner-Webb *	1:30pm	MU leads series, 3-1

HOME GAME IN ALL CAPS

\* - Big South Conference game

All Times EST and subject to change

## HAWK QUICK FACTS

Location: ..... West Long Branch, N.J.  
 Founded: ..... 1933  
 Enrollment: ..... 6,300  
 Nickname: ..... Hawks  
 School Colors: ..... Midnight Blue and White  
 Stadium: ..... Kessler Field at Monmouth Stadium (4,200)  
 Surface: ..... FieldTurf  
 President: ..... Grey Dimenna Esq. (Binghamton, 1975)  
 Athletics Director: ..... Dr. Marilyn McNeil (Calgary, 1968)  
 Senior Woman Administrator: ..... Jennifer Lawler  
 Faculty Athletics Representative: ..... Dr. James Konopack  
 Athletic Dept. Phone: ..... 732-571-3415  
 Ticket Office Phone: ..... 732-263-6889  
 Website: ..... MonmouthHawks.com  
 Twitter Feed: ..... @MUHawksFB

## HAWK FOOTBALL FACTS

First Year: ..... 1993  
 Overall All-Time Record: ..... 144-118 (.550)  
 Overall Big South Record: ..... 8-13 (.381)  
 Big South Championships: ..... none  
 FCS Playoff Appearances: ..... 1 (2017)  
 All-Time FCS Playoff Record: ..... 0-1  
 Last Postseason Appearance: ..... 2017 NCAA FCS First Round  
 ..... at Northern Iowa (L, 7-46)  
 2017 Overall Record: ..... 9-3  
 2017 Big South Record (Finish): ..... 4-1 (2nd)  
 Final 2017 National Top 25 Rankings: ..... RV - STATS; RV - FCS Coaches  
 Football Office Phone: ..... 732-263-5179  
 Best Time To Reach Coach Kevin Callahan: ..... Contact SID  
 Football SID Contact: ..... Greg Viscomi  
 SID Office Phone: ..... 732-571-4447  
 SID Cell Phone: ..... 732-966-5821  
 SID e-mail: ..... gviscomi@monmouth.edu  
 SID Fax: ..... 732-571-3535  
 Press Box Phone: ..... 732-571-4400



## 2018 TEAM INFORMATION

**Primary Offense:** Multiple

**Primary Defense:** 4-3

**Lettermen Returning:** 42

22 Offense  
 17 Defense  
 3 Specialty

**Lettermen Lost:** 17

4 Offense  
 10 Defense  
 3 Specialty



**Starters Returning:** 18

*Offense (10)*

QB Kenji Bahar - 6-3, 190, R-Jr.  
 RB Pete Guerriero - 5-10, 195, R-Soph. ..... Co-Freshman of the Year  
 WR Reggie White Jr. - 6-3, 210, R-Sr. .... 1st Team All-Big South  
 WR Vinny Grasso - 5-7, 175, Gr.  
 WR Matt Castronuova - 5-9, 175, Sr.  
 TE Jake Powell - 6-5, 240, R-Jr. .... 1st Team All-Big South  
 RT Russ Clayton - 6-4, 290, Gr.  
 RG Peter Righi - 6-3, 295, R-Sr.  
 LG Ryan Wetzel - 6-4, 290, R-Sr. .... 1st Team All-Big South  
 LT Mahmoud Shabana - 6-3, 280, Jr.

*Defense (6)*

DE Daivone Thomas - 6-0, 260, R-Sr.  
 DT Gerron Pendarvis - 6-1, 295, Sr.  
 DE Lowell Kelly-Gamble - 6-2, 235, Jr.  
 LB Tre Nelson - 6-1, 225, Sr.  
 LB Diego Zubieta - 5-10, 205, Sr.  
 DB Tymere Berry - 6-1, 175, R-Jr. .... 2nd Team All-Big South

*Specialty (2)*

PK Matt Mosquera - 5-10, 175, Jr.  
 KR Pete Guerriero - 5-10, 195, R-Soph. .... 1st Team All-Big South

**Starters Lost:** 8

*Offense (1)*

C Alex Thompson ..... 1st Team All-Big South

*Defense (5)*

DL Manny Maragoto ..... 2nd Team All-Big South  
 LB Agbai Iroha  
 DB Mike Basile ..... Co-Defensive Player of the Year  
 DB Teddie Martinez ..... 1st Team All-Big South  
 DB Kamau Dumas

*Specialty (2)*

PK/P Matt White  
 PR Kamau Dumas ..... 1st Team All-Big South





## HEAD COACH

### KEVIN CALLAHAN

26th season at Monmouth  
144-118 (.550)

#### HOMETOWN:

Elmira, N.Y.

#### ALMA MATER (YEAR):

Rochester (1977)

#### PLAYING CAREER:

Defensive Back at Rochester (1975-76)

#### COACHING CAREER:

MONMOUTH - Head Coach ..... 1992-present  
Colgate - Assistant Head Coach/Defensive Coordinator ..... 1984-91  
Wagner - Defensive Coordinator/Linebackers ..... 1981-83  
Syracuse - Offensive Backfield Assistant ..... 1980  
Albany - Graduate Assistant ..... 1977-79

#### COACHING & CAREER HIGHLIGHTS:

- Is the only head coach in the history of Monmouth football
- One of just four FCS head coaches with 25+ years at one school
- In 2017, directed Hawks to its best finish in the Big South (2nd) as well as the program's first-ever FCS Playoff berth as an at-large selection
- Monmouth entered Top 25 rankings for the first time in program history on Oct. 30, 2017 (No. 24 in FCS Coaches Poll), and reached as high as No. 22
- Finalist for 2017 Eddie Robinson National Coach of the Year (10th)
- Has had 29 All-Big South honorees since joining the league, including two Freshman of the Year honorees (**MIKE BASILE** - 2014; **PETE GUERRIERO** - 2017) and Defensive Player of the Year (Basile - 2017)
- Led Monmouth to winning season in 2014, the program's first since 2008
- His 144 wins rank 10th among active coaches at the FCS level
- Led Hawks to five Northeast Conference titles
- Three-time NEC Coach of the Year (1998, 2003, 2006)
- Has had four players named as finalists for Jerry Rice Award
- Squad posted top GPA in the NEC in 2010
- Won 100th game on Oct. 31, 2009 (Bryant)
- Has directed Hawks to three postseason appearances -- 2003 ECAC Football Classic, 2006 Gridiron Classic and 2017 FCS Playoffs
- Awarded The Sports Network Cup in 2004 after going 10-1 to claim the I-AA Mid-Major National Championship
- Has coached 15 Conference Players of the Year while at Monmouth
- Had a CoSIDA Academic All-District selection 15 consecutive seasons
- Six former Hawks have earned spots on NFL rosters, including **MILES AUSTIN**, **CHRIS HOGAN** (Super Bowl LI Champion New England Patriots), **NEAL STERLING** (New York Jets) and **HAKEEM VALLES** (Arizona Cardinals)
- A member of the FCS Football Coaches Committee since 2002, served as President in 2007-08
- Inducted into the Shore Football Coaches Foundation Hall of Fame in June 2016 as well as the Jersey Shore Hall of Fame in 2006

#### ASSISTANT COACHES & SUPPORT STAFF

Faton Bauta (Georgia, 2015) - Offensive Quality Control  
Andy Bobik (Colgate, 1982) - Assoc. Head Coach/Def. Coordinator  
TJ DiMuzio (Delaware, 2006) - Receivers  
Sam Dorsett (Robert Morris, 2003) - Running Backs/Special Teams  
Brian Gabriel (Siena, 2002) - Assistant Head Coach/OL/Recruit Coord.  
Jeff Gallo (Monmouth, 2005) - Assistant Head Coach/Tight Ends  
Andrew Kirkland (Colgate, 2006) - Linebackers  
Kevin Morris (Williams, 1986) - Offensive Coordinator  
Chris Raitano (Monmouth, 2014) - Defensive Line/Video Coordinator  
Lewis Walker (Utah, 2013) - Secondary  
Nate Miker - Athletics Trainer

#### KEVIN CALLAHAN'S HEAD COACHING RECORD

Year	School	Overall	Conference
1993	Monmouth	2-5	
1994	Monmouth	7-2	
1995	Monmouth	7-3	
1996	Monmouth	7-3	3-1
1997	Monmouth	5-4	3-1
1998	Monmouth	5-5	4-1
1999	Monmouth	2-8	2-5
2000	Monmouth	5-6	4-4
2001	Monmouth	7-3	5-2
2002	Monmouth	2-8	2-5
2003	Monmouth	10-2	6-1
2004	Monmouth	10-1	6-1
2005	Monmouth	6-4	4-3
2006	Monmouth	10-2	6-1
2007	Monmouth	4-6	3-3
2008	Monmouth	7-4	6-1
2009	Monmouth	5-6	4-4
2010	Monmouth	3-8	3-5
2011	Monmouth	5-6	4-4
2012	Monmouth	5-5	4-3
2013	Monmouth	6-6	
2014	Monmouth	6-5	1-4
2015	Monmouth	5-6	3-3
2016	Monmouth	4-7	0-5
2017	Monmouth	9-3	4-1
<b>Big South Total</b>		<b>24-21</b>	<b>8-13</b>
<b>Career Total</b>		<b>144-118</b>	<b>74-53</b>



## ALPHABETICAL ROSTER

NO.	NAME	YR	POS	HT	WT	HOMETOWN / PREVIOUS SCHOOL
81	Aldarelli, Joey	So.	WR	6-1	190	Oakhurst, N.J. / Ocean Township
76	Anderson, Greg	Fr.	OL	6-5	320	Carlstadt, N.J. / Becton Regional
36	Antwi, Jason	Fr.	DB	6-0	195	Irvington, N.J. / Irvington
14	Ashley, Andrew	R-Jr.	DB	5-8	175	Laurel, Md. / Good Counsel
91	Aumer, Kurt	So.	DL	6-3	260	Acme, Pa. / Mount Pleasant
1	Bahar, Kenji	R-Jr.	QB	6-3	190	Baltimore, Md. / Calvert Hall
19	Barneys, Bryce	Jr.	DB	6-0	160	Avenel, N.J. / Colonia
13	Batts, Brandon	Sr.	WR	5-10	175	Elkridge, Md. / Mount St. Joseph
1	Berry, Tymere	R-Jr.	DB	6-1	175	Toms River, N.J. / Toms River South
21	Bowers, Mike	So.	DB	6-1	190	Marlton, N.J. / Cherokee
42	Brice, Jonathan	Jr.	DB	6-1	200	Baltimore, Md. / Archbishop Curley
34	Brown, Justin	So.	RB	5-10	200	Branford, Conn. / St. Luke's School
38	Budd, Anthony	So.	DB	5-11	180	Riverdale, Md. / Good Counsel
46	Budroni, Dylan	Jr.	TE	6-5	205	Arnold, Md. / St. Mary's
29	Castronuova, Matt	Sr.	WR	5-9	175	Jackson, N.J. / Jackson Memorial
35	Charles, Jhadir	Fr.	DB	6-0	195	Scotch Plains, N.J. / Pope John XXIII
75	Christian, Manny	Jr.	OL	6-5	295	Newark, N.J. / Newark Central
86	Clark, Shawn	Sr.	TE	6-8	240	Potsdam, N.Y. / Potsdam/Cushing Academy
78	Clayton, Russ	Gr.	OL	6-4	290	Monroe, N.J. / Monroe Twp.
8	Cooper, DeJaun	So.	LB	6-2	195	Germantown, Md. / Northwest
93	Davidson, Russell	Jr.	DL	6-4	250	New Providence, N.J. / New Providence
94	Faber, Ryan	Sr.	DL	6-1	250	Sparta, N.J. / Seton Hall Prep
30	Farri, Juwon	Fr.	RB	5-11	185	Germantown, Md. / Northwest
53	Farris, AJ	Jr.	OL	6-2	290	Newark, Del. / Eastern Christian Academy
85	Fosque, TJ	Fr.	WR	6-3	180	Eatontown, N.J. / Long Branch
62	Gallina, John	R-Jr.	OL	6-7	320	Forest Hill, Md. / Bel Air
33	Gawlik, Mike	So.	RB	5-8	170	Jackson, N.J. / Jackson Memorial
47	Gillespie, Michael	So.	P	6-0	175	Ellicott City, Md. / Howard HS
7	Grasso, Vinny	Gr.	WR	5-7	175	Toms River, N.J. / Monsignor Donovan
23	Greene Jr., Terrance	So.	WR	5-11	180	Philadelphia, Pa. / St. Joe's Prep
6	Gregory, Kyle	R-Sr.	DB	6-0	195	Germantown, Md. / Quince Orchard
50	Grimes, Da'Quan	Jr.	LB	5-11	205	Gaithersburg, Md. / Damascus
25	Guerrero, Pete	R-Sr.	RB	5-10	195	Lyndhurst, N.J. / Lyndhurst
18	Harris, Brandon	So.	QB	6-2	195	Bronx, N.Y. / Trinity Pawling
87	Hartwick, Ben	Sr.	TE	6-6	240	Mahwah, N.J. / Mahwah
58	Hasan, Adham	Sr.	LB	5-11	225	Fredericksburg, Va. / Mountain View
67	Hasan, Samer	Jr.	DL	6-5	250	Fredericksburg, Va. / Riverbend
26	Holden, Romeo	Fr.	RB	5-10	185	New Rochelle, N.Y. / New Rochelle
63	Horoshko, Jake	Fr.	LS	6-2	245	Macungie, Pa. / Allentown Central Catholic
65	James, Charles	Jr.	OL	6-5	295	Union, N.J. / Union
54	Jerman, Eli	Jr.	DL	6-5	240	Chalfont, Pa. / Central Bucks South
73	Jervis, Oliver	Fr.	OL	6-6	255	Sellersville, Pa. / Pennridge
4	Jones, Devell	Sr.	RB	6-0	235	Iselin, N.J. / Lincoln
44	Joseph, Ben	Fr.	LB	6-1	220	Stamford, Conn. / St. Luke's School
95	Kakar, Adam	Jr.	DL	6-3	320	Toms River, N.J. / Toms River North (Milford)
83	Kearney, Assanti	Fr.	WR	6-1	200	Reisterstown, Md. / Franklin
98	Kelly-Gamble, Lowell	Jr.	DL	6-2	235	Bloomfield, N.J. / Bloomfield
60	Larson, Will	R-Jr.	OL	6-5	270	Leesburg, Va. / Tuscarora
3	Leslie, Marcus	R-Sr.	DB	5-10	185	Miami, Fla. / Coral Reef Senior
31	Lewis, Brian	Jr.	DB	6-3	180	Camden, Del. / Laeser Rodney HS

NO.	NAME	YR	POS	HT	WT	HOMETOWN / PREVIOUS SCHOOL
87	Lewis, Cam	Fr.	TE	6-4	240	Felton, Del. / Lake Forest (Jireh Prep)
79	Lora, Derek	So.	OL	6-2	295	Kearny, N.J. / Woodbury Forest School
68	Mainor, Terrance	So.	DL	6-4	220	Easton, Pa. / Wilson
27	Manning, Solomon	R-So.	LB	6-1	240	Colonia, N.J. / Colonia (Rutgers)
88	Marcus, Justin	Fr.	TE	6-6	220	Morganville, N.J. / Marlboro
52	Massey, Erik	So.	LB	6-2	225	Teaneck, N.J. / Bergen Catholic
32	McCreary, Colin	So.	K	6-1	200	Clarks Summit, Pa. / Abington Heights
2	Moore IV, Lonnie	R-So.	WR	5-10	160	Sicklerville, N.J. / Paul VI
28	Morales III, Eddie	Fr.	WR	5-9	170	Farmingdale, N.J. / Howell
37	Mosquera, Matt	Jr.	K	5-10	175	Middletown, N.J. / Middletown South
24	Muhammad-Chambers, Hasan	So.	DB	6-0	185	Brooklyn, N.Y. / Christ the King
51	Nelson, Tre	Sr.	LB	6-1	225	Palmerton, Pa. / Palmerton
59	Ntui-Ebob, Samuel	Fr.	DE	6-2	250	Silver Spring, Md. / Paint Branch
15	O'Connor, Shawn	So.	QB	6-0	190	Spotswood, N.J. / Spotswood
10	Parham, Quentin	Sr.	TE	6-4	205	Glassboro, N.J. / Glassboro (Lackawanna Col.)
97	Pendarvis, Gerron	Sr.	DL	6-1	295	Waterbury, Conn. / Holy Cross HS
16	Pershyn, Jared	Fr.	QB	6-4	210	Milford, N.J. / Delaware Valley Regional
57	Pierce, Sam	Sr.	DL	6-2	280	New Brunswick, N.J. / New Brunswick
83	Pimentel, German	So.	TE	6-4	210	New Brunswick, N.J. / New Brunswick
5	Powell, Evan	Jr.	LB	6-1	230	Marlton, N.J. / Cherokee
17	Powell, Jake	Sr.	TE	6-5	240	Marlton, N.J. / Cherokee
61	Prendergast, Scott	Fr.	OL	6-3	275	Howell, N.J. / Howell
82	Ratacki, Grant	Sr.	WR	5-11	190	Fair Haven, N.J. / Rumson Fair Haven
55	Righi, Peter	R-Sr.	OL	6-3	295	Fair Haven, N.J. / Rumson Fair-Haven
64	Rutowski, Joe	Jr.	OL	6-3	265	Middletown, N.J. / Middletown South
92	Scarlett, Kahari	Jr.	DL	6-3	220	Bloomfield, Conn. / Bloomfield
99	Schoer, Ryan	R-Sr.	DL	6-1	245	Manalapan, N.J. / Red Bank Regional (URI)
84	Scott, Gene	So.	TE	6-4	240	Wall, N.J. / Wall
70	Shabana, Mahmoud	Jr.	OL	6-3	280	New York, N.Y. / Brooklyn Tech
40	Shanks, Shamar	Jr.	LB	6-2	220	Baltimore, Md. / Gilman
64	Shoemaker, Nick	Fr.	DL	6-1	235	Dunmore, Pa. / Dunmore
12	Smyth, Max	So.	QB	6-5	215	Riverton, N.J. / Palmyra
72	Syracuse, Brian	Jr.	OL	6-4	275	Nanuet, N.Y. / Nanuet
69	Szuba, Justin	So.	OL	6-7	260	Brick, N.J. / Brick Memorial
48	Talley, Zach	R-Sr.	DL	6-3	240	Quakertown, Pa. / Lansdale Catholic
89	Tantleff, Matt	So.	WR	6-3	175	Bernardsville, N.J. / Bernardsville
20	Terry, Justin	So.	DB	5-11	175	Brooklyn, N.Y. / Christ the King
96	Thomas, Daivone	R-Sr.	DL	6-0	260	Millstone, N.J. / Allentown
80	Tredway, Zach	So.	WR	6-3	185	Langhorne, Pa. / Neshaminy
90	Venier, Nick	Jr.	DL	6-5	255	Staten Island, N.Y. / New Dorp
66	Vines, Kent	Fr.	LS	6-1	250	Durham, N.C. / Jordan
45	Warren, Mike	Fr.	DE	6-1	240	Butler, N.J. / Butler (Northern Illinois)
41	Watson, Brady	So.	DB	5-11	180	Brick, N.J. / Brick Memorial
71	Wetzel, Ryan	R-Sr.	OL	6-4	290	Freehold, N.J. / Colts Neck
9	White Jr., Reggie	R-Sr.	WR	6-3	210	Randallstown, Md. / Milford Mill Academy
74	Williams, Tyler	Fr.	OL	6-3	285	Pine Bush, N.Y. / Don Bosco
77	Wolfe, Marc	So.	OL	6-4	270	Williamstown, N.J. / Williamstown
22	Zokouri, Eric	So.	RB	5-10	200	Silver Spring, Md. / Montgomery Blair
56	Zubieta, Diego	Sr.	LB	5-10	205	Newtown Square, Pa. / Penncrest



**#9 REGGIE WHITE JR.**  
R-SR • WR • 6-3 • 210



**NOTES:** First Team All-Big South ... Ranked second in the league in every receiving category, including yards, yards per game, receptions and tied for third in touchdowns ... Ranked 24th nationally in touchdowns ... 15th among FCS wideouts in receptions per game ... Finished with three 100+ yard games ... Caught at least two passes in every single contest ... Became fourth Monmouth player to eclipse 2,000 receiving yards in a career.



**#1 TYMERE BERRY**  
R-JR • DB • 6-1 • 175



**NOTES:** Second Team All-Big South selection in 2017 ... Started all but one game at cornerback (missed due to injury) ... Ranked fifth in the NCAA and first in the Big South with 15 passes defended, including a pair of interceptions ... Sixth on Monmouth in tackles with 40.0, including 4.5 for a loss ... Sixth in interception return yards and fifth in tackles for a loss in conference games.



## 2017 INDIVIDUAL STATISTICAL LEADERS

RUSHING	GP	Att	Gain	Loss	Net	Avg	TD	Long	Avg/G
PETE GUERRIERO	11	178	1102	41	1061	6.0	9	71	96.5
ERIC ZOKOURI	5	73	507	10	497	6.8	6	50	99.4
Michael Jolly	11	47	403	7	396	8.4	3	52	36.0
DEVELL JONES	12	62	324	17	307	5.0	11	53	25.6
VINNY GRASSO	12	3	79	0	79	26.3	1	39	6.6

PASSING	GP	Effic	Cmp-Att-Int	Pct	Yds	TD	Lng	Avg/G
KENJI BAHAR	12	130.12	205-331-13	61.9	2368	16	61	197.3

RECEIVING	GP	No.	Yds	Avg	TD	Long	Avg/G
REGGIE WHITE JR.	12	74	874	11.8	8	61	72.8
VINNY GRASSO	12	29	315	10.9	0	36	26.2
JAKE POWELL	12	23	330	14.3	3	46	27.5
LONNIE MOORE IV	12	22	347	15.8	1	61	28.9
PETE GUERRIERO	11	20	119	5.9	0	31	10.8

PUNT RETURNS	No.	Yds	Avg	TD	Long
Kamau Dumas	14	179	12.8	1	89
VINNY GRASSO	3	66	22.0	1	70

INTERCEPTIONS	No.	Yds	Avg	TD	Long
Teddie Martinez	5	29	5.8	0	19
Kamau Dumas	3	64	21.3	1	39
TYMERE BERRY	2	36	18.0	0	36

KICKOFF RETURNS	No.	Yds	Avg	TD	Long
LONNIE MOORE IV	30	657	21.9	0	43
PETE GUERRIERO	6	228	38.0	1	95

SCORING	TD	FGs	Kick	Rush	Rcv	Pass	DXP	Saf	Pts
DEVELL JONES	11	0-0	0-0	1-1	0	0-0	0	0	68
PETE GUERRIERO	10	0-0	0-0	0-0	0	0-0	0	0	60
REGGIE WHITE JR.	8	0-0	0-0	0-0	0	0-0	0	0	48
ERIC ZOKOURI	7	0-0	0-0	0-1	0	0-0	0	0	42
MATT MOSQUERA	0	1-2	36-38	0-0	0	0-0	0	0	39

TOTAL OFFENSE	GP	Plays	Rush	Pass	Total	Avg/G
KENJI BAHAR	12	384	33	2368	2401	200.1
PETE GUERRIERO	11	178	1061	0	1061	96.5
ERIC ZOKOURI	5	73	497	0	497	99.4
Michael Jolly	11	47	396	0	396	36.0
DEVELL JONES	12	62	307	0	307	25.6

PUNTING	No.	Yds	Avg	Long	TB	FC	I20	Bkd
Matt White	52	2080	40.0	73	0	20	16	0

ALL PURPOSE	GP	Rush	Rec	PR	KOR	IR	Tot	Avg/G
PETE GUERRIERO	11	1061	119	0	228	0	1408	128.0
LONNIE MOORE IV	12	52	347	0	657	0	1056	88.0
REGGIE WHITE JR.	12	0	874	0	0	0	874	72.8
ERIC ZOKOURI	5	497	94	0	0	0	591	118.2
VINNY GRASSO	12	79	315	66	23	0	483	40.2

TACKLES	GP	SOLO	AST	TOT	TFL-YDS	SK-YDS
Mike Basile	12	91	35	126	9.5-49	3.0-26
DIEGO ZUBIETA	11	30	32	62	4.0-8	1.5-4
Teddie Martinez	12	40	18	58	2.5-3	.
Agbai Iroha	9	36	17	53	6.0-15	2.0-10
DeJAUN COOPER	12	23	26	49	2.5-9	1.0-4
TRE NELSON	12	24	20	44	2.0-7	1.0-6
TYMERE BERRY	11	33	10	43	4.5-11	.
Kamau Dumas	12	32	5	37	2.0-6	.

2018 returnees in ALL CAPS

## 2017 TEAM STATISTICS

	MU	OPP
<b>SCORING</b>	394	331
Points Per Game	32.8	27.6
Points Off Turnovers	98	99
<b>FIRST DOWNS</b>	224	240
Rushing	109	91
Passing	104	133
Penalty	11	16
<b>RUSHING YARDAGE</b>	2380	1687
Yards gained rushing	2674	1968
Yards lost rushing	294	281
Rushing Attempts	431	434
Average Per Rush	5.5	3.9
Average Per Game	198.3	140.6
TDs Rushing	34	16
<b>PASSING YARDAGE</b>	2368	3014
Comp-Att-Int	205-332-13	227-396-13
Average Per Pass	7.1	7.6
Average Per Catch	11.6	13.3
Average Per Game	197.3	251.2
TDs Passing	16	30
<b>TOTAL OFFENSE</b>	4748	4701
Total Plays	763	830
Average Per Play	6.2	5.7
Average Per Game	395.7	391.8
<b>KICK RETURNS: #-Yards</b>	47-1039	35-815
<b>PUNT RETURNS: #-Yards</b>	18-249	23-231
<b>INT RETURNS: #-Yards</b>	13-154	13-65
<b>KICK RETURN AVERAGE</b>	22.1	23.3
<b>PUNT RETURN AVERAGE</b>	13.8	10.0
<b>INT RETURN AVERAGE</b>	11.8	5.0
<b>FUMBLES-LOST</b>	16-9	8-4
<b>PENALTIES-Yards</b>	64-642	52-533
Average Per Game	53.5	44.4
<b>PUNTS-Yards</b>	52-2080	57-2209
Average Per Punt	40.0	38.8
Net punt average	35.6	34.0
<b>KICKOFFS-Yards</b>	70-4124	65-3774
Average Per Kick	58.9	58.1
Net kick average	38.7	36.3
<b>TIME OF POSSESSION/Game</b>	29:37	30:23
<b>3RD-DOWN Conversions</b>	64/148	69/175
3rd-Down Pct	43%	39%
<b>4TH-DOWN Conversions</b>	10/20	14/28
4th-Down Pct	50%	50%
<b>SACKS BY-Yards</b>	23-143	19-142
<b>MISC YARDS</b>	25	0
<b>TOUCHDOWNS SCORED</b>	55	46
<b>FIELD GOALS-ATTEMPTS</b>	4-6	8-13
<b>ON-SIDE KICKS</b>	0-0	0-0
<b>RED-ZONE SCORES</b>	(42-47) 89%	(37-47) 79%
<b>RED-ZONE TOUCHDOWNS</b>	(38-47) 81%	(29-47) 62%
<b>PAT-ATTEMPTS</b>	(48-52) 92%	(31-41) 76%
<b>ATTENDANCE</b>	16409	30661
Games/Avg Per Game	5/3282	7/4380

SCORE BY QUARTERS	1st	2nd	3rd	4th	OT	Total
Monmouth	76	127	126	58	7	394
Opponents	85	105	69	72	0	331

### 2017 RESULTS (9-3, 4-1 Big South)

Sept. 2	LAFAYETTE	W, 31-12
Sept. 9	#19/19 LEHIGH	W, 46-27
Sept. 16	at Albany	L, 14-28
Sept. 23	at Hampton	(OT) W, 30-23
Sept. 30	at Bucknell	W, 35-13
Oct. 7	at Holy Cross	W, 48-36
Oct. 21	LIBERTY *	W, 56-39
Oct. 28	at Charleston Southern *	W, 23-20
Nov. 4	PRESBYTERIAN *	W, 42-21
Nov. 11	GARDNER-WEBB *	W, 41-14
Nov. 18	at #21/22 Kennesaw State *	L, 21-52
Nov. 25	at #20/21 Northern Iowa \$	L, 7-46

\* - Big South Conference game  
HOME GAME IN ALL CAPS

\$ - FCS Playoffs

## 2018 SCHEDULE

Sept. 8	at Austin Peay	7:00pm	PC leads series, 1-0
Sept. 15	STETSON	1:00pm	SU leads series, 8-0-2
Sept. 22	BLUEFIELD COLLEGE	7:00pm	PC leads series, 1-0
Oct. 6	at Kennesaw State *	2:00pm	KSU leads series, 2-1
Oct. 13	HAMPTON	12:00pm	1st meeting
Oct. 20	at Charleston Southern *	6:00pm	PC leads series, 14-11
Oct. 27	MONMOUTH *	2:30pm	series tied, 2-2
Nov. 3	at Gardner-Webb *	1:30pm	GWU leads series, 21-19
Nov. 10	CAMPBELL *	12:00pm	PC leads series, 3-0
Nov. 17	at Wofford	1:30pm	WOF leads, 40-40-3

HOME GAME IN ALL CAPS

\* - Big South Conference game

All Times EST and subject to change

## BLUE HOSE QUICK FACTS

Location: ..... Clinton, S.C.  
 Founded: ..... 1880  
 Enrollment: ..... 1,100  
 Nickname: ..... Blue Hose  
 School Colors: ..... Garnet and Blue  
 Stadium: ..... Bailey Memorial Stadium (6,500)  
 Surface: ..... Natural Grass  
 President: ..... Bob Staton (Presbyterian, 1968)  
 Athletics Director: ..... Danny Sterling (Virginia Tech, 1994)  
 Senior Woman Administrator: ..... Dee Nichols  
 Faculty Athletics Representative: ..... Dr. Roy Campbell  
 Athletic Dept. Phone: ..... 864-833-8240  
 Ticket Office Phone: ..... 864-833-8241  
 Website: ..... www.gobluehose.com  
 Twitter Feed: ..... @BlueHoseSports

## BLUE HOSE FOOTBALL FACTS

First Year: ..... 1913  
 Overall All-Time Record: ..... 497-514-35 (.492)  
 Overall Big South Record: ..... 10-40 (.200)  
 Big South Championships: ..... none  
 FCS Playoff Appearances: ..... none  
 All-Time FCS Playoff Record: ..... n/a  
 Last Postseason Appearance: ..... 2005 NCAA Division II Second Round  
 ..... vs. Central Arkansas (L, 28-53)  
 2017 Overall Record: ..... 4-7  
 2017 Big South Record (Finish): ..... 1-4 (4th)  
 Final 2017 National Top 25 Rankings: ..... none  
 Football Office Phone: ..... 864-833-8247  
 Best Time To Reach Coach Tommy Spangler: ..... Contact SID  
 Football SID Contact: ..... Greg Hartlage  
 SID Office Phone: ..... 864-833-7095  
 SID Cell Phone: ..... 864-266-9757  
 SID e-mail: ..... ghartlage@presby.edu  
 SID Fax: ..... 864-833-8323  
 Press Box Phone: ..... 864-938-4040

## 2018 TEAM INFORMATION

**Primary Offense:** Spread

**Primary Defense:** 4-3

**Lettermen Returning:** 26

9 Offense  
 16 Defense  
 1 Specialty

**Lettermen Lost:** 41

23 Offense  
 14 Defense  
 4 Specialty

**Starters Returning:** 10

*Offense (4)*

WR DaShawn Davis - 5-9, 155, Sr. .... 2nd Team All-Big South  
 WR Keith Pearson - 5-9, 165, Soph.  
 OL Tobias Hagins - 6-3, 290, Sr.  
 OL Eli Teeselink - 6-0, 300, R-Jr.

*Defense (5)*

DL Gyasi Yeldell - 6-2, 245, R-Sr.  
 DE Nick Chiaravallotti - 6-1, 235, Soph.  
 DB Ryan Burgess - 6-1, 195, R-Sr.  
 DB Dirk Cureton - 5-10, 190, Soph.  
 DB Michael Fisher - 5-9, 180, R-Sr.

*Specialty (1)*

RS DaShawn Davis, 5-9, 155, Sr.

**Starters Lost:** 14

*Offense (7)*

QB Ben Cheek  
 RB Torrance Marable ..... 1st Team All-Big South  
 WR DarQuez Watson  
 WR Cedric Frazier  
 OL Jerius Duncan  
 OL Thomas Hughes  
 OL Adonis Sealey

*Defense (6)*

DT Michael Branch  
 DL K.J. Presley  
 LB Grant Beidel ..... 2nd Team All-Big South  
 LB Nick Moss  
 DB Rock Ya-Sin ..... 1st Team All-Big South  
 DB Elijah Turner

*Specialty (1)*

P/K Brett Norton



## 2017 All-Conference Honors

*Offense (4)*  
 WR DaShawn Davis - 5-9, 155, Sr. .... 2nd Team All-Big South  
 WR Keith Pearson - 5-9, 165, Soph.  
 OL Tobias Hagins - 6-3, 290, Sr.  
 OL Eli Teeselink - 6-0, 300, R-Jr.  
*Defense (5)*  
 DL Gyasi Yeldell - 6-2, 245, R-Sr.  
 DE Nick Chiaravallotti - 6-1, 235, Soph.  
 DB Ryan Burgess - 6-1, 195, R-Sr.  
 DB Dirk Cureton - 5-10, 190, Soph.  
 DB Michael Fisher - 5-9, 180, R-Sr.  
*Specialty (1)*  
 RS DaShawn Davis, 5-9, 155, Sr.

**Starters Lost:** 14

*Offense (7)*

QB Ben Cheek  
 RB Torrance Marable ..... 1st Team All-Big South  
 WR DarQuez Watson  
 WR Cedric Frazier  
 OL Jerius Duncan  
 OL Thomas Hughes  
 OL Adonis Sealey

*Defense (6)*

DT Michael Branch  
 DL K.J. Presley  
 LB Grant Beidel ..... 2nd Team All-Big South  
 LB Nick Moss  
 DB Rock Ya-Sin ..... 1st Team All-Big South  
 DB Elijah Turner

*Specialty (1)*

P/K Brett Norton





**HEAD COACH****TOMMY SPANGLER**

*16th overall season at Presbyterian College  
46-31 (.597 - 7 years as head coach)*

**HOMETOWN:**

Stone Mountain, Ga.

**ALMA MATER (YEAR):**

Georgia (1984)

**TOMMY SPANGLER'S HEAD COACHING RECORD**

Year	School	Overall	Conference
2001	Presbyterian College	7-4	5-2
2002	Presbyterian College	8-3	5-2
2003	Presbyterian College	4-6	2-5
2004	Presbyterian College	6-5	4-3
2005	Presbyterian College	10-2	7-0
2006	Presbyterian College	7-4	5-2
2017	Presbyterian College	4-7	1-4
<b>Big South Total</b>		<b>4-7</b>	<b>1-4</b>
<b>Career Total</b>		<b>46-31</b>	<b>29-18</b>

**PLAYING CAREER:**


Defensive Back at Georgia (1979-82)

**COACHING CAREER:**

PRESBYTERIAN COLLEGE - Head Coach ..... 2017-present  
 PRESBYTERIAN COLLEGE - Defensive Coordinator ..... 2013-16  
 Louisiana Tech - Defensive Coordinator ..... 2007-12  
 PRESBYTERIAN COLLEGE - Head Coach ..... 2001-06  
 PRESBYTERIAN COLLEGE - Defensive Coordinator/Assistant HC ..... 1997-00  
 Georgia Southern - Defensive Coordinator ..... 1992-96  
 Georgia Southern - Co-Defensive Coordinator ..... 1990-91  
 Georgia Southern - Defensive Backs ..... 1987-89  
 Georgia - Graduate Assistant ..... 1985-86

**COACHING & CAREER HIGHLIGHTS:**

- Named Presbyterian College's head coach on Nov. 22, 2016
- In his second stint as PC's head coach, having first served in the role six years from 2001-06
- Blue Hose led the Big South in passing defense in 2017 and allowed the second-fewest sacks
- Guided PC to a 42-24 record as head coach from 2001-06, and the 57.1 winning percentage was the highest in PC history
- The Blue Hose had the South Atlantic Conference's top defense in 2006 (13.2 points allowed and 233.5 total defense)
- Clinched the program's first-ever appearance in the Division II playoffs in 2005 after leading PC to a 10-2 record, SAC title and a Top 10 national ranking
- Voted the SAC Coach of the Year and AFCA Region 2 Coach of the Year in 2005
- Now in his 16th overall season in a coaching capacity for the Blue Hose
- Helped Presbyterian to a 6-5 record in his second season back on staff in 2013, which was the program's first winning season since 2007
- His 2014 defense held seven FCS opponents to 15.9 points
- Served six seasons as Louisiana Tech's defensive coordinator, and turned around defense that ranked last in all of FBS into one of the top units in the WAC -- including six All-WAC selections in 2011
- His 2011 defense scored six touchdowns and the program's best scoring defense average in two decades
- Was a 2011 Broyles Award nominee for his defensive efforts that year
- Helped Georgia Southern to a pair of National Championships
- Named Southern Conference Defensive Coach of the Year in 1993, as Eagles ranked sixth nationally in scoring defense
- Member of Georgia's 1980 National Championship squad that defeated Notre Dame in the Sugar Bowl

**ASSISTANT COACHES & SUPPORT STAFF**

Bryson Abraham (Louisiana Tech, 2015) - Wide Receivers  
 DaRon Dickey (Presbyterian, 2016) - Defensive Ends  
 Sumner Ellis (Louisiana Tech, 2010) - Linebackers  
 Tamyn Garrick (Presbyterian, 2015) - Quarterbacks/Recruiting Coordinator  
 Mitch Hall (Western Carolina, 2003) - Running Backs  
 Kent Haltiwanger (Presbyterian, 1987) - Tight Ends/Dir. of Football Ops  
 Roland Matthews (Presbyterian College, 2014) - Defensive Line/Equipment  
 Joey Orck (Presbyterian College, 2008) - Offensive Line  
 Pierce Spangler (Louisiana Tech, 2017) - Defensive Ends/Special Teams  
 Adam Hager - Associate Director of Sports Medicine

## ALPHABETICAL ROSTER

NO.	NAME	YR	POS	HT	WT	HOMETOWN / PREVIOUS SCHOOL
37	Bacon, R.J.	R-So.	P	6-1	180	Columbia, S.C. / Spring Valley HS
23	Baker, Robert	R-Sr.	DB	6-3	195	Conyers, Ga. / Salem HS
23	Bethae, Aquanzie	Fr.	RB	6-0	170	Florence, S.C. / South Florence HS
10	Bettis, Tyson	Fr.	RB	6-1	195	Monetta, S.C. / Ridge Spring-Monetta
62	Blackwood, Bryce	Fr.	OL	6-0	255	Waxhaw, N.C. / Cuthbertson HS
9	Boddie, Julian	Fr.	RB	5-10	193	Charlotte, N.C. / Providence HS
41	Boland, Jackson	R-Sr.	P	5-10	215	Ware Shoals, S.C. / Ware Shoals HS
24	Brown, Reggie	Fr.	DB	5-11	175	Bluffton, S.C. / Bluffton HS
82	Buchanan, Creighton	R-So.	WR	6-4	195	Alpharetta, Ga. / King's Ridge Christian School
33	Buick, Airon	So.	DE	6-1	235	Norcross, Ga. / Meadow Creek HS
74	Bullock, Ryan	Fr.	OL	6-3	315	Stockbridge, Ga. / Strong Rock Christian Acad.
25	Burgess, Ryan	R-Sr.	DB	6-1	195	Lithonia, Ga. / Chamblee HS
36	Byrd, Orinthus	So.	DB	6-1	195	Spartanburg, S.C. / Spartanburg HS
44	Campbell, Colby	So.	LB	6-0	210	Montmorenci, S.C. / South Aiken HS
21	Carrington, Trent	So.	DB	6-1	190	Fayetteville, Ga. / Fayette County HS
12	Cherry, Jack	Fr.	QB	6-0	205	Charlotte, N.C. / Providence HS
48	Chiaravallotti, Nick	So.	DE	6-1	235	Matthews, N.C. / Porter Ridge HS
59	Christian, Joe	So.	LS	6-1	205	Simpsonville, S.C. / Greenville HS
96	Collins Dylan	Fr.	DE	6-3	185	Belmont, N.C. / Stuart Cramer
99	Cox, Campbell	Fr.	DL	6-4	245	Lexington, S.C. / Gray Collegiate Academy
78	Crosby, George	So.	OL	6-2	290	Walterboro, S.C. / Colleton County HS
3	Cureton, Dirk	So.	CB	5-10	190	Charlotte, N.C. / Butler HS
87	Darby, Jalen	Fr.	WR	6-2	170	Orangeburg, S.C. / Orangeburg-Wilkinson HS
5	Davis, DaShawn	Sr.	WR	5-9	155	Inman, S.C. / Chapin HS
13	Davis, Zola	Sr.	RB	6-2	220	North Charleston, S.C. / Wando HS
29	Devoe, Damoray	Fr.	DB	6-1	160	Fairfax, S.C. / Allendale-Fairfax
26	Digieso, Jackson	Fr.	DB	5-10	160	Gilbert, S.C. / Gilbert HS
79	Earley, Jake	Fr.	DL	6-2	220	Chapin, S.C. / Chapin
35	Easley, Wil	So.	LB	5-9	190	Saluda, S.C. / Saluda HS
80	Evans-Williams, Kris	So.	WR	5-10	182	Clinton, S.C. / Clinton
6	Fisher, Michael	R-Sr.	DB	5-9	180	Mooresville, N.C. / South Iredell HS
73	Foster, Luke	So.	TE	6-5	220	Easley, S.C. / Easley HS
28	Gaines, Prince-Donald	Fr.	DB	5-10	180	Atlanta, Ga. / Riverwood
38	Gilbert, Drew	Fr.	K	5-11	160	Woodstock, Ga. / Woodstock HS
19	Goodwin, Deamondre	Fr.	WR	6-3	212	Hopkins, S.C. / Lower Richland
84	Gossett, Britt	Fr.	WR	5-11	170	Johnston, S.C. / Wardlaw Academy
86	Grant, Javante	Fr.	WR	6-2	180	Hanahan, S.C. / Hanahan
76	Hagins, Tobias	Sr.	OL	6-3	290	Baxley, Ga. / Appling County HS
4	Haygood, Rod	So.	DB	5-10	175	Glen St. Mary, Fla. / Baker County HS
85	Hilton, Riley	R-Sr.	TE	6-2	230	Fort Mill, S.C. / Nation Ford HS
49	Horchler, Will	Fr.	TE	6-3	215	Union, S.C. / Union HS
46	Inabinet, Marquise	Jr.	DL	6-0	260	Columbia, S.C. / Georgia Military
30	Jackson, Ben	Fr.	DB	5-9	180	Hopkins, S.C. / Lower Richland
51	James, Gavin	Fr.	OL	6-1	280	Westminster, S.C. / West Oak
22	Jeter, Jarius	Fr.	RB	5-11	185	Spartanburg, S.C. / Broome HS
8	Johnson, Drew	So.	QB	6-1	195	Spartanburg, S.C. / Christ School (ETSU)
89	Johnson, Grant	Fr.	WR	6-0	160	Norcross, Ga. / Norcross HS
67	Johnson, Nyckolas	Fr.	OL	5-10	255	Dalzell, S.C. / Crestwood HS
88	Keels, Trey	So.	QB	6-6	210	Chester, S.C. / Lewisville HS
17	King, Cal	R-Jr.	WR	6-3	190	Anderson, S.C. / Westside HS
52	Lanham, Tre	So.	LB	6-1	235	Edgefield, S.C. / Strom Thurmond HS
93	Latimore, Javen	Fr.	DL	6-2	240	Laurens, S.C. / Laurens
72	Lee, Drew	Fr.	OL	6-1	285	Bluffton, S.C. / Bluffton HS
6	Lindsay, Kyle	Fr.	WR	5-8	155	Tyrone, Ga. / Sandy Creek
97	Lindsay, Robbie	Jr.	RB	6-2	210	Greenville, S.C. / Christ Church

NO.	NAME	YR	POS	HT	WT	HOMETOWN / PREVIOUS SCHOOL
18	Linley, Eli	Fr.	DB	5-9	174	Kennesaw, Ga. / North Cobb
63	Locklear, Jake	Fr.	OL	6-4	280	Fort Mill, S.C. / Indian Land HS
83	McGee, Mitchell	Fr.	WR	5-9	165	Lexington, S.C. / Lexington HS
15	McLaughlin, Mason	Fr.	QB	6-2	175	Concord, N.C. / Concord First Assembly
43	McNulty, Seth	Fr.	DB/LB	5-8	180	Lexington, S.C. / Northside Christian
25	Meyers, Dohnte	Fr.	RB/WR	5-11	175	Duluth, Ga. / Norcross
32	Miller, Michael	Fr.	LB	6-0	225	Cumming, Ga. / Forsyth Central
43	Montgomery, Cody	R-Jr.	TE	6-3	220	Richburg, S.C. / Lewisville HS
11	Morgan, Jordan	Fr.	QB	5-10	190	Taylor, S.C. / Eastside HS
19	Morris, Jaylon	Fr.	RB	5-11	180	Columbia, S.C. / Spring Valley
38	Moses, Tyrese	Fr.	LB	5-10	200	Laurens, S.C. / Laurens HS
7	Murdaugh, Myles	Fr.	DB	5-10	175	Hampton, S.C. / Wade Hampton
47	Murphy, Evan	Fr.	DB/WR	6-2	175	Atlanta, Ga. / North Springs HS
3	Murphy, Jaizell	Fr.	QB	5-9	164	Andrews, S.C. / Andrews
42	Murray, Kimonti	So.	LB	6-2	195	Pembroke, Ga. / Bryan County HS
32	Nagy, Jarrett	Fr.	RB	5-9	195	Cornelius, N.C. / Hough HS
81	Najmabadi, Jacob	Fr.	WR	5-9	160	Simpsonville, S.C. / Southside Christian
57	Owens, Jalen	Fr.	LB	5-7	198	Sumter, S.C. / Crestwood HS
55	Palmer, Jonathan	Fr.	LB	6-0	215	Savannah, Ga. / Savannah Country Day
34	Pearce, Glenn	Fr.	WR	5-10	180	Rabun Gap, Ga. / Rabun Gap-Nacoochee
2	Pearson, Keith	So.	WR	5-9	165	Enoree, S.C. / Woodruff HS
28	Porter, Quasim	Fr.	RB	5-9	175	Myrtle Beach, S.C. / Carolina Forest HS
18	Potter, Wesley	Fr.	WR	6-3	185	Canton, Ga. / Sequoyah HS
53	Revelle, Guy	R-Jr.	OL	6-4	255	Tampa, Fla. / Jesuit HS
31	Rivers, Duncan	Fr.	LB	6-0	190	Lexington, S.C. / Gray Collegiate Academy
45	Roberts, Will	So.	LB	6-1	225	Thomson, Ga. / Thomson HS
68	Rowe, Darrius	R-Sr.	OL	6-1	335	Douglasville, Ga. / Alexander HS
92	Rush, Detrel	R-So.	FB	6-3	230	Greeleyville, S.C. / C.E. Murray HS
--	Sanders, Marin	Fr.	K	6-0	185	Aiken, S.C. / South Aiken HS
30	Satcher, Sanford	Fr.	RB	5-9	160	Johnston, S.C. / Wardlaw Academy
40	Short, Braiden	Fr.	LB	5-11	200	Chapin, S.C. / Chapin HS
56	Short, Cooper	So.	LS	6-0	260	Kings Mountain, Ga. / Kings Mountain HS
64	Sloan, John	Fr.	LB	6-0	232	Cayce, S.C. / Gray Collegiate Academy
17	Stephens, Davis	Fr.	DB	6-2	160	Kennesaw, Ga. / Mount Paran Christian School
54	Stevens, Chad	So.	DT	6-2	340	Saluda, S.C. / Strom Thurmond (Ga. Military)
20	Suber, Noah	Fr.	DB	5-10	170	Anderson, S.C. / Westside HS
65	Teesselink, Eli	R-Jr.	OL	6-0	300	Waconia, Minn. / IMG Academy
94	Terrill, Jalen	Fr.	DL	5-9	280	Greer, S.C. / Greer HS
4	Thompson, Brandon	So.	QB	6-1	220	Union, S.C. / Union (UNC Wesleyan)
58	Thornburg, Gabriel	Fr.	OL	6-4	265	Woodstock, Ga. / Etowah
77	Threadgill, Dylan	Fr.	OL	6-3	295	Spartanburg, S.C. / Broome HS
27	Tonge, Ajani	Fr.	LB	5-10	180	Columbia, S.C. / Spring Valley
91	Torres, Colin	So.	DL	6-0	250	Snellville, Ga. / Brookwood HS
60	Tyler, Blake	Fr.	OL	6-2	280	Latta, S.C. / Latta HS
14	Vose, Joseph	Fr.	QB	6-0	185	Marietta, Ga. / The Walker School
16	Walker, John	R-Sr.	QB	6-0	185	Simpsonville, S.C. / Southside Christian School
90	Ware, Travigea	Fr.	DL	6-1	225	Greer, S.C. / Greer HS
69	Westbrook, Noah	Fr.	OL	6-2	265	Johnston, S.C. / Strom Thurmond HS
95	Wilhelm, Tanner	So.	TE	6-3	235	Fyffe, Ala. / Fyffe HS
98	Wilhelm, Tyler	So.	DL	6-3	245	Fyffe, Ala. / Fyffe HS
36	Williams, Braylen	Fr.	DB	5-10	170	Laurens, S.C. / Laurens HS
75	Williams, Ethan	So.	OL	6-4	230	Easley, S.C. / Powdersville HS
39	Williams, Jonathan	Fr.	LB	6-2	170	Bamberg, S.C. / Bamberg-Ehrhardt HS
--	Whitener, Taji	So.	DB	5-10	185	Union, S.C. / Union HS
7	Yeldell, Gyasi	R-Sr.	DL	6-2	245	Aiken, S.C. / Silver Bluff HS



**#5 DaSHAWN DAVIS**  
SR • WR • 5-9 • 155



**NOTES:** PC's leading receiver for the second straight season in both receptions and yardage ... Fourth in the Big South in receptions, seventh in receiving yards, ninth in yards per catch and seventh in receiving touchdowns ... Fourth in receptions in Big South games, fourth in receiving yards, third in receiving touchdowns, fourth in receptions per game and fourth in receiving yards per game ... Two-touchdown game against Monmouth ... Caught at least four passes in each of his last eight games.



**#7 GYASI YELDELL**  
R-SR • DL • 6-2 • 245



**NOTES:** Started 11 games at defensive end ... Totaled 47 tackles for sixth in the league among linemen, fifth-most on the team and first among linemen, including 2.5 tackles for loss and 1.0 sack ... Recorded a career-high seven tackles against Cumberland ... Contributed six tackles against Charleston Southern, Kennesaw State and five against The Citadel, Liberty ... Recorded his 1.0 sack against Saint Francis ... Made at least two tackles in every game.



## 2017 INDIVIDUAL STATISTICAL LEADERS

RUSHING	GP	Att	Gain	Loss	Net	Avg	TD	Long	Avg/G
Torrance Marable	11	181	1059	21	1038	5.7	4	78	94.4
Ben Cheek	9	111	496	112	384	3.5	3	46	42.7
Mark Robinson	11	75	338	6	332	4.4	5	24	30.2
DaSHAWN DAVIS	11	14	112	10	102	7.3	1	49	9.3
Will Brock	4	13	61	1	60	4.6	1	14	15.0

PASSING	GP	Effic	Cmp-Att-Int	Pct	Yds	TD	Lng	Avg/G
Ben Cheek	9	122.62	85-137-4	62.0	926	4	70	102.9
Will Brock	4	126.11	48-91-2	52.7	646	5	59	161.5
JOHN WALKER	3	24.29	4-11-1	36.4	8	0	5	2.7

RECEIVING	GP	No.	Yds	Avg	TD	Long	Avg/G
DaSHAWN DAVIS	11	41	490	12.0	3	59	44.5
Darquez Watson	11	22	309	14.0	1	58	28.1
Cedric Frazier	9	21	176	8.4	0	40	19.6
KEITH PEARSON	11	12	131	10.9	0	20	11.9
RILEY HILTON	11	11	85	7.7	1	21	7.7
Damien McGhee	10	10	173	17.3	2	70	17.3

PUNT RETURNS	No.	Yds	Avg	TD	Long
DaSHAWN DAVIS	12	78	6.5	0	21

INTERCEPTIONS	No.	Yds	Avg	TD	Long
Rock Ya-Sin	5	45	9.0	0	30
RYAN BURGESS	1	1	1.0	0	1
Elijah Turner	1	19	19.0	0	19

KICKOFF RETURNS	No.	Yds	Avg	TD	Long
KEITH PEARSON	28	609	21.8	0	41
Torrance Marable	6	85	14.2	0	31
DaSHAWN DAVIS	4	72	18.0	0	22

SCORING	TD	FGs	Kick	Rush	Rcv	Pass	DXP	Saf	Pts
Torrance Marable	6	0-0	0-0	0-0	0	0-0	0	0	36
Brett Norton	0	4-9	23-23	0-0	0	0-0	0	0	35
Mark Robinson	5	0-0	0-0	0-0	0	0-0	0	0	30
DaSHAWN DAVIS	4	0-0	0-0	0-0	0	0-0	0	0	24
Ben Cheek	3	0-0	0-0	0-0	0	0-0	0	0	18
Damien McGhee	2	0-0	0-0	0-0	0	0-0	0	0	12

TOTAL OFFENSE	GP	Plays	Rush	Pass	Total	Avg/G
Ben Cheek	9	248	384	926	1310	145.6
Torrance Marable	11	181	1038	0	1038	94.4
Will Brock	4	104	60	646	706	176.5
Mark Robinson	11	75	332	0	332	30.2
DaSHAWN DAVIS	11	14	102	0	102	9.3

PUNTING	No.	Yds	Avg	Long	TB	FC	I20	Bkd
Brett Norton	57	2309	40.5	62	3	13	17	0

ALL PURPOSE	GP	Rush	Rec	PR	KOR	IR	Tot	Avg/G
Torrance Marable	11	1038	130	0	85	0	1253	113.9
KEITH PEARSON	11	14	131	0	609	0	754	68.5
DaSHAWN DAVIS	11	102	490	78	72	0	742	67.5
Ben Cheek	9	384	3	0	0	0	387	43.0
Mark Robinson	11	332	5	0	0	0	337	30.6

TACKLES	GP	SOLO	AST	TOT	TFL-YDS	SK-YDS
Grant Beidel	11	43	60	103	8.0-22	1.5-8
Elijah Turner	11	27	31	58	3.0-8	.
Nick Moss	11	21	35	56	3.5-11	2.5-7
Rock Ya-Sin	11	34	15	49	1.0-1	.
DIRK CURETON	11	32	15	47	1.0-1	.
GYASI YELDELL	11	15	32	47	2.5-6	1.0-3
RYAN BURGESS	10	22	23	45	2.0-4	.
MICHAEL FISHER	10	25	20	45	3.0-17	2.0-15

2018 returnees in ALL CAPS

## 2017 TEAM STATISTICS

SCORING	PC	OPP
Points Per Game	16.5	29.5
Points Off Turnovers	35	96
FIRST DOWNS	169	239
Rushing	94	146
Passing	71	82
Penalty	4	11
RUSHING YARDAGE	1878	2800
Yards gained rushing	2089	2990
Yards lost rushing	211	190
Rushing Attempts	409	520
Average Per Rush	4.6	5.4
Average Per Game	170.7	254.5
TDs Rushing	14	26
PASSING YARDAGE	1580	1805
Comp-Att-Int	137-240-7	129-247-7
Average Per Pass	6.6	7.3
Average Per Catch	11.5	14.0
Average Per Game	143.6	164.1
TDs Passing	9	17
TOTAL OFFENSE	3458	4605
Total Plays	649	767
Average Per Play	5.3	6.0
Average Per Game	314.4	418.6
KICK RETURNS: #-Yards	43-878	26-478
PUNT RETURNS: #-Yards	13-112	23-237
INT RETURNS: #-Yards	7-65	7-91
KICK RETURN AVERAGE	20.4	18.4
PUNT RETURN AVERAGE	8.6	10.3
INT RETURN AVERAGE	9.3	13.0
FUMBLES-LOST	20-9	17-9
PENALTIES-Yards	45-446	42-303
Average Per Game	40.5	27.5
PUNTS-Yards	57-2309	38-1388
Average Per Punt	40.5	36.5
Net punt average	35.3	33.1
KICKOFFS-Yards	39-2263	59-3536
Average Per Kick	58.0	59.9
Net kick average	38.1	38.7
TIME OF POSSESSION/Game	29:29	30:31
3RD-DOWN Conversions	52/141	72/150
3rd-Down Pct	37%	48%
4TH-DOWN Conversions	7/18	11/18
4th-Down Pct	39%	61%
SACKS BY-Yards	14-72	12-73
MISC YARDS	23	-6
TOUCHDOWNS SCORED	24	45
FIELD GOALS-ATTEMPTS	4-9	5-10
ON-SIDE KICKS	0-0	0-3
RED-ZONE SCORES	(18-30) 60%	(35-43) 81%
RED-ZONE TOUCHDOWNS	(14-30) 47%	(30-43) 70%
PAT-ATTEMPTS	(24-24) 100%	(40-44) 91%
ATTENDANCE	18558	43803
Games/Avg Per Game	8/2320	3/14601

SCORE BY QUARTERS	1st	2nd	3rd	4th	OT	Total
Presbyterian College	34	54	38	56	-	182
Opponents	92	72	85	76	-	325

## 2017 RESULTS (4-7, 1-4 Big South)

Aug. 31	at Wake Forest	L, 7-51
Sept. 9	#13/14 THE CITADEL	L, 7-48
Sept. 16	CAMPBELL	W, 28-16
Sept. 23	CUMBERLAND	W, 27-20
Sept. 30	#7/7 WOFFORD	L, 7-31
Oct. 7	ST. FRANCIS (Pa.)	W, 26-14
Oct. 14	CHARLESTON SOUTHERN *	L, 0-7
Oct. 28	KENNESAW STATE *	L, 0-28
Nov. 4	at #24 Monmouth *	L, 21-42
Nov. 11	at Liberty *	L, 28-47
Nov. 18	GARDNER-WEBB *	W, 31-21

\* - Big South Conference game  
HOME GAME IN ALL CAPS

## 2018 SCHEDULE

Sept. 1	SHAW	6:00pm	HU leads series, 24-9-2
Sept. 8	at Monmouth	3:00pm	MU leads series, 1-0
Sept. 15	TENNESSEE STATE	6:00pm	TSU leads series, 2-0
Sept. 22	at Northern Iowa	5:00pm	1st meeting
Sept. 29	CHARLESTON SOUTHERN	2:00pm	1st meeting
Oct. 6	LANE	2:00pm	1st meeting
Oct. 13	at Presbyterian	12:00pm	1st meeting
Oct. 27	VIRGINIA-LYNCHBURG	2:00pm	1st meeting
Nov. 3	at SUNY-Maritime	1:00pm	1st meeting
Nov. 10	at Mississippi Valley State	1:00pm	MVSU leads series, 1-0
Nov. 17	ST. ANDREWS	1:00pm	1st meeting

HOME GAME IN ALL CAPS  
All Times EST and subject to change

## PIRATE QUICK FACTS

Location: ..... Hampton, Va.  
 Founded: ..... 1868  
 Enrollment: ..... 4,768  
 Nickname: ..... Pirates  
 School Colors: ..... Reflex Blue and White  
 Stadium: ..... Armstrong Stadium (12,000)  
 Surface: ..... AstroTurf 3D Decade  
 President : ..... Dr. William R. Harvey (Talladega College, 1961)  
 Athletics Director: ..... Eugene Marshall Jr. (Northeastern, 1981)  
 Senior Woman Administrator: ..... Paula Jackson  
 Faculty Athletics Representative: ..... Novelle Dickenson  
 Athletic Dept. Phone: ..... 757-727-6461  
 Ticket Office Phone: ..... 757-728-6828  
 Website: ..... www.hamptonpirates.com  
 Twitter Feed: ..... @HUAthletics1868

## PIRATE FOOTBALL FACTS

First Year: ..... 1902  
 Overall All-Time Record: ..... 565-431-34 (.565)  
 Overall Division I Conference Record (22 years): ..... 116-67 (.634)  
 FCS Playoff Appearances: ..... 5 (1997-98-04-05-06)  
 All-Time FCS Playoff Record: ..... 0-5  
 Last Postseason Appearance: ..... 2006 NCAA FCS First Round  
 ..... vs. New Hampshire (L, 38-41)  
 2017 Overall Record: ..... 6-5  
 2017 MEAC Record (Finish): ..... 5-3 (5th)  
 Final 2017 National Top 25 Rankings: ..... none  
 Football Office Phone: ..... 864-833-8247  
 Best Time To Reach Coach Robert Prunty ..... Contact SID  
 Football SID Contact: ..... Jim Heath  
 SID Office Phone: ..... 757-727-5757  
 SID Cell Phone: ..... 757-503-8107  
 SID e-mail: ..... james.heath@hamptonu.edu  
 SID Fax: ..... 757-727-5813  
 Press Box Phone: ..... 757-727-5422



## HEAD COACH

### ROBERT PRUNTY

1st season at Hampton



#### HOMETOWN:

Chatham, Va.

#### ALMA MATER (YEAR):

Alabama A&M (1988)

#### PLAYING CAREER:

Linebacker at Alabama A&M (1986-87)

Linebacker at Hampton (1983-84)

#### COACHING CAREER:

HAMPTON - Head Coach ..... 2017-present  
 East Carolina - Defensive Line ..... 2017  
 Cincinnati - Assoc. Head Coach/Defensive Ends/Co-Def. Coord. .... 2014-17  
 Cincinnati - Associate Head Coach/Defensive Ends ..... 2013  
 Texas Tech - Defensive Ends ..... 2010-12  
 Hargrave Military Academy - Head Coach ..... 2002-09  
 Gretna (Va.) High School - Head Coach ..... 1993-01

#### COACHING & CAREER HIGHLIGHTS:

- Named Hampton's 21st head coach on Dec. 8, 2017
- 4-time conference Recruiter of the Year honoree with two different FBS programs
- Part of five bowl appearances during seven combined seasons coaching at the FBS level
- Big 12 Conference Recruiter of the Year in 2010-11 by Scout.com
- Named the American Athletic Conference's top recruiter in 2012-13 and 2013-14
- Helped guide Cincinnati to the Belk (2013), Military (2014) and Hawai'i (2015) Bowls
- Worked with 10 All-AAC defensive selections during his time in the conference
- Spent three seasons under **TOMMY TUBERVILLE** at Texas Tech
- Helped Texas Tech sign the highest-rated recruiting class in school history in 2011
- While head coach at Hargrave Military Academy from 2002-09, 27 of his players reached the NFL -- including two First Round selections
- Won multiple state championships while leading the resurgence at Gretna (Va.) High School, including 11-1 finish in his final year of 2001.





## 2018 SCHEDULE

Sept. 1	at Southern Utah	8:00pm	1st meeting
Sept. 8	at Alabama A&M	7:00pm	UNA leads series, 18-3-1
Sept. 15	at North Dakota State	3:30pm	NDSU leads series, 1-0
Sept. 22	AZUSA PACIFIC	7:00pm	1st meeting
Sept. 29	at Campbell	6:00pm	1st meeting
Oct. 6	WEST FLORIDA	7:00pm	series tied, 1-1
Oct. 13	MISSISSIPPI COLLEGE	7:00pm	UNA leads series, 18-14-2
Oct. 20	at Jackson State	3:00pm	1st meeting
Nov. 3	SHORTER	7:00pm	UNA leads series, 6-0
Nov. 10	NORTH GREENVILLE	2:30pm	UNA leads series, 4-0
Nov. 17	at Incarnate Word	7:00pm	1st meeting

HOME GAME IN ALL CAPS  
All Times EST and subject to change

## LION QUICK FACTS

Location: ..... Florence, Ala.  
Founded: ..... 1830  
Enrollment: ..... 7,300  
Nickname: ..... Lions  
School Colors: ..... Purple and Gold  
Stadium: ..... Braly Municipal Stadium (14,215)  
Surface: ..... ProGrass Turf  
President: ..... Dr. Ken Kitts (Appalachian State, 1985)  
Athletics Director: ..... Mark Linder (Wayne State, 1991)  
Senior Woman Administrator: ..... Debbie Williams  
Faculty Athletics Representative: ..... Pat Roden  
Athletic Dept. Phone: ..... 256-765-4397  
Ticket Office Phone: ..... 256-765-LION  
Website: ..... www.roarlions.com  
Twitter Feed: ..... @UNAFootball

## LION FOOTBALL FACTS

Years: ..... 1912-28 \* (did not field team from 1929-48)  
Program Reinstated: ..... 1949  
Overall All-Time Record: ..... 465-266-16 (.633)  
National Championships: ..... 3 (1993, 1994-95)  
All-Time Playoff Appearances: ..... 21  
All-Time Playoff Record: ..... 35-18 (.660)  
Last Postseason Appearance: ..... 2016 Division II National Championship  
..... vs. Northwest Missouri State (L, 3-29)  
2017 Overall Record: ..... 5-5  
2017 Conference Record (Finish): ..... 5-3 (xxx)  
Final 2017 National Top 25 Rankings: .....  
Football Office Phone: ..... 256-765-4397  
Best Time To Reach Coach Chris Willis: ..... Contact SID  
Football SID Contact: ..... Jeff Hodges  
SID Office Phone: ..... 256-765-4595  
SID Cell Phone: ..... 256-762-0326  
SID e-mail: ..... SportsInformation@una.edu  
SID Fax: ..... 256-765-4659  
Press Box Phone: ..... 256-760-6372



## HEAD COACH

### CHRIS WILLIS

2nd season as Head Coach  
5-5 (.500)

#### HOMETOWN:

Aberdeen, Miss.

#### ALMA MATER (YEAR):

Delta State (1998)



#### PLAYING CAREER:

Quarterback at Delta State (1996-97)  
Quarterback at Itawamba Community College (1994-95)

#### COACHING CAREER:

NORTH ALABAMA - Head Coach ..... 2017-present  
NORTH ALABAMA - Assistant Head Coach/Def. Coordinator ..... 2012-16  
NORTH ALABAMA - Secondary Coach ..... 2004-11  
NORTH ALABAMA - Running Backs Coach ..... 2003  
NORTH ALABAMA - Tight Ends Coach ..... 2002  
Delta State - Assistant Coach ..... 2000-01  
Delta State - Graduate Assistant Coach ..... 1999

#### COACHING & CAREER HIGHLIGHTS:

- Named North Alabama's 10th head coach on Dec. 22, 2016
- In his first season leading the UNA program in 2017, faced Division II's toughest schedule and overcame a rash of key injuries to emerge with a 5-5 overall record and a 5-3 Gulf South Conference mark
- Despite playing six NCAA playoff teams on its 10-game schedule, UNA boasted one of the nation's premier defensive units in 2017
- Helped UNA to 12 playoff appearances and seven conference championships in his 15 seasons on the coaching staff
- North Alabama has gone 144-50 with Willis on the sidelines
- Part of defensive coaching unit that helped Lions become first Gulf South Conference school to ever win four consecutive league titles
- In 2016 the Lions went 11-2, won an unprecedented fourth straight Gulf South Conference championship and advanced to the NCAA Division II National Championship Game
- His 2016 defense ranked No. 1 in NCAA Division II in passing efficiency defense and was third in scoring defense
- The 2013 UNA defense produced three All-Americans, as well as the Division II National Defensive Player of the Year and the Super Region 2 Defensive Player of the Year
- In 2012 the UNA defense produced two All-Americans, recorded two shutouts and held four teams to two touchdowns or less
- North Alabama's 2008 squad was 12-2, reached the Division II Semifinals and led the nation with 32 interceptions
- Served as UNA's Recruiting Coordinator from 2002-05
- Helped Delta State win the NCAA Division II National Championship in his first year as an assistant in 2000
- Also played baseball while at Itawamba CC, and helped school to its first state championship in 1993



Team	BIG SOUTH					OVERALL					Home	Road	Streak
	W	L	PCT	PF	PA	W	L	PCT	PF	PA			
x-Kennesaw State	5	0	1.000	177	52	12	2	.857	421	217	7-0	5-2	L1
Monmouth	4	1	.800	183	146	9	3	.750	394	331	5-0	4-3	L2
Charleston Southern	3	2	.600	57	89	6	5	.545	250	218	4-1	2-4	W1
Presbyterian College	1	4	.200	80	145	4	7	.364	182	325	4-4	0-3	W1
Gardner-Webb	0	5	.000	64	132	1	10	.091	177	311	1-4	0-6	L6
Liberty ^	2	3	.400	166	163	6	5	.545	358	334	4-2	2-3	L1

x - Big South Champions

^ - Ineligible for Big South Championship & FCS Playoffs due to transition to FBS



Kennesaw State - 2017 Big South Champions



**Offensive Player of the Year**  
**Scholar-Athlete of the Year**  
Chandler Burks, QB  
Kennesaw State




**Co-Defensive Players of the Year**  
Anthony Ellis, DL, Charleston Southern  
Mike Basile, S, Monmouth



**Coach of the Year**  
Brian Bohannon  
Kennesaw State



**Special Teams**  
**Player of the Year**  
Justin Thompson  
Kennesaw State



**Co-Freshmen of the Year**  
Bryson Armstrong, LB, Kennesaw State  
Pete Guerriero, RB, Monmouth



### CHARLESTON SOUTHERN (6-5, 3-2 Big South)

S2	at Mississippi State	L, 0-49
S16	at Elon	L, 17-19
S23	POINT	W, 66-0
S30	MISSISSIPPI VALLEY STATE	W, 58-7
O7	at Indiana	L, 0-27
O14	at Presbyterian *	W, 7-0
O21	SAVANNAH STATE	W, 52-27
O28	MONMOUTH *	L, 20-23
N4	at Gardner-Webb *	W, 10-9
N11	at #23/23 Kennesaw State *	L, 0-38
N18	LIBERTY *	W, 20-19

### GARDNER-WEBB (1-10, 0-5 Big South)

S2	#25 NORTH CAROLINA A&T	L, 3-45
S9	at Wyoming	L, 0-27
S16	WESTERN CAROLINA	L, 27-42
S23	at #9/9 Wofford	L, 24-27
O7	SHORTER	W, 42-14
O14	at #25 N.C. Central	L, 17-24
O21	at Kennesaw State *	L, 3-17
O28	LIBERTY *	L, 17-33
N4	CHARLESTON SOUTHERN *	L, 9-10
N11	at #22 Monmouth *	L, 14-41
N18	at Presbyterian *	L, 21-31

### KENNESAW STATE (12-2, 5-0 Big South)

A31	at #19/19 Samford	L, 23-28
S9	TENNESSEE TECH	W, 27-14
S16	at Alabama State	W, 20-14
S30	NORTH GREENVILLE	W, 38-34
O7	TEXAS SOUTHERN	W, 48-3
O14	at Liberty *	W, 42-28
O21	GARDNER-WEBB *	W, 17-3
O28	at Presbyterian *	W, 28-0
N4	at Montana State	W, 16-14
N11	CHARLESTON SOUTHERN *	W, 38-0
N18	#22 MONMOUTH *	W, 52-21
N25	#14/14 SAMFORD \$	W, 28-17
D2	at #2/2 Jacksonville State \$	W, 17-7
D9	at #5/5 Sam Houston State \$	L, 27-34

### LIBERTY (6-5, 2-3 Big South)

S2	at Baylor	W, 48-45
S9	MOREHEAD STATE	W, 58-17
S16	INDIANA STATE	W, 42-41
S23	at #5/7 Jacksonville State	L, 10-31
S30	ST. FRANCIS (Pa.)	L, 7-13
O14	KENNESAW STATE *	L, 28-42
O21	at Monmouth *	L, 39-56
O28	at Gardner-Webb *	W, 33-17
N4	DUQUESNE	W, 27-24
N11	PRESBYTERIAN *	W, 47-28

### MONMOUTH (9-3, 4-1 Big South)

S2	LAFAYETTE	W, 31-12
S9	#19/19 LEHIGH	W, 46-27
S16	at Albany	L, 14-28
S23	at Hampton	(OT) W, 30-23
S30	at Bucknell	W, 35-13
O7	at Holy Cross	W, 48-36
O21	LIBERTY *	W, 56-39
O28	at Charleston Southern *	W, 23-20
N4	PRESBYTERIAN *	W, 42-21
N11	GARDNER-WEBB *	W, 41-14
N18	at #21/22 Kennesaw State *	L, 21-52
N25	at #20/21 Northern Iowa \$	L, 7-46

### PRESBYTERIAN (4-7, 1-4 Big South)

A31	at Wake Forest	L, 7-51
S9	#13/14 THE CITADEL	L, 7-48
S16	CAMPBELL	W, 28-16
S23	CUMBERLAND	W, 27-20
S30	#7/7 WOFFORD	L, 7-31
O7	ST. FRANCIS (Pa.)	W, 26-14
O14	CHARLESTON SOUTHERN *	L, 0-7
O28	KENNESAW STATE *	L, 0-28
N4	at #24 Monmouth *	L, 21-42
N11	at Liberty *	L, 28-47
N18	GARDNER-WEBB *	W, 31-21





## PLAYERS OF THE WEEK

<b>Sept. 4</b>	OFF: Stephen Calvert, Liberty DEF: Mike Basile, Monmouth ST: Alex Probert, Liberty FR: Pete Guerriero, Monmouth
<b>Sept. 11</b>	OFF: Pete Guerriero, Monmouth DEF: Diego Zubieta, Monmouth ST: Alex Probert, Liberty FR: Bryson Armstrong, Kennesaw State
<b>Sept. 18</b>	OFF: Stephen Calvert, Liberty DEF: Bryson Armstrong, Kennesaw State ST: Corbin Jackson, Liberty FR: Mark Robinson, Presbyterian
<b>Sept. 25</b>	OFF: Eric Zokouri, Monmouth DEF: Thomas Adams, Gardner-Webb ST: Brett Norton, Presbyterian FR: Torrance Marable, Presbyterian
<b>Oct. 2</b>	OFF: Chandler Burks, Kennesaw State DEF: Teddie Martinez, Monmouth ST: Taz Lindsey, Charleston Southern FR: Terrence Wilson, Charleston Southern
<b>Oct. 9</b>	OFF: Kenji Bahar, Monmouth DEF: Mike Basile, Monmouth ST: Presbyterian College Special Teams FR: Torrance Marable, Presbyterian
<b>Oct. 16</b>	OFF: Jake McKenzie, Kennesaw State DEF: Anthony Ellis, Charleston Southern ST: Kyle Reighard, Charleston Southern FR: Shaquil Terry, Kennesaw State
<b>Oct. 23</b>	OFF: London Johnson, Charleston So. DEF: Akebren Ralls, Kennesaw State ST: Pete Guerriero, Monmouth FR: Eric Zokouri, Monmouth
<b>Oct. 30</b>	OFF: Chandler Burks, Kennesaw State DEF: Jeremy Peters, Liberty ST: Trey Turner, Liberty FR: Eric Zokouri, Monmouth
<b>Nov. 6</b>	OFF: Chandler Burks, Kennesaw State DEF: Anthony Ellis, Charleston Southern ST: Tyler Tekac, Charleston Southern Justin Thompson, Kennesaw State FR: Pete Guerriero, Monmouth
<b>Nov. 13</b>	OFF: Stephen Calvert, Liberty DEF: Anthony Gore Jr., Kennesaw State ST: Frankie Hickson, Liberty FR: Bryson Armstrong, Kennesaw State
<b>Nov. 20</b>	OFF: Chandler Burks, Kennesaw State DEF: Bryson Armstrong, Kennesaw State ST: Tyler Tekac, Charleston Southern FR: Torrance Marable, Presbyterian

## ALL-CONFERENCE FIRST-TEAM OFFENSE

QB	Chandler Burks, R-Jr., Kennesaw State
RB	Pete Guerriero, R-Fr., Monmouth
RB	Torrance Marable, Fr., Presbyterian College
WR	Reggie White Jr., R-Jr., Monmouth
WR	Antonio Gandy-Golden, Soph., Liberty
WR	Justin Sumpter, R-Jr., Kennesaw State
TE	Jake Powell, R-Soph., Monmouth
OL	Alex Thompson, Sr., Monmouth
OL	Zach Mitchler, R-Jr., Kennesaw State
OL	C.J. Collins, R-Jr., Kennesaw State
OL	Frank Cirone, Sr., Charleston Southern
OL	Ryan Wetzell, R-Jr., Monmouth

## DEFENSE

DL	Anthony Ellis, Sr., Charleston Southern
DL	Johnny Robinson, Jr., Charleston Southern
DL	Solomon Brown, R-Jr., Charleston Southern
DL	Desmond Johnson, R-Soph., Kennesaw State
LB	Bryson Armstrong, R-Fr., Kennesaw State
LB	Kenyatta Dunbar, Sr., Gardner-Webb
LB	Anthony Gore Jr., R-Jr., Kennesaw State
LB	Izzy Sam, R-Sr., Kennesaw State
DB	Mike Basile, Sr., Monmouth
DB	Rock Ya-Sin, Jr., Presbyterian College
DB	Taylor Henkle, R-Jr., Kennesaw State
DB	Teddie Martinez, R-Sr., Monmouth

## SPECIAL TEAMS

PK	Justin Thompson, Jr., Kennesaw State
P	Kyle Reighard, R-Soph., Charleston Southern
LS	Hunter Winstead, Gr., Liberty
KR	Pete Guerriero, R-Fr., Monmouth
PR	Kamau Dumas, R-Sr., Monmouth

## ALL-CONFERENCE SECOND-TEAM OFFENSE

QB	Stephen Calvert, Soph., Liberty
RB	Carrington Mosley, R-Sr., Liberty
RB	Jake McKenzie, R-Jr., Kennesaw State
WR	Kameron Brown, R-Soph., Charleston So.
WR	B.J. Farrow, R-Jr., Liberty
WR	DaShawn Davis, Jr., Presbyterian College
OL	Joseph Alexander Jr., R-Jr., Kennesaw State
OL	Ryan Warrior, R-Jr., Kennesaw State
OL	Matt Frank, R-Sr., Kennesaw State
OL	Matt Stoneberg, R-Sr., Monmouth
OL	Dontae Duff, R-Soph., Liberty

## DEFENSE

DL	Tonarius Portress, Sr., Kennesaw State
DL	Juwan Wells, Jr., Liberty
DL	Manny Maragoto, R-Sr., Monmouth
DL	Josh Ramseur, R-Jr., Gardner-Webb
LB	Grant Beidel, R-Sr., Presbyterian College
LB	J.D. Sosebee, R-Soph., Charleston Southern
LB	Zane Cruz, Sr., Charleston Southern
LB	Solomon McGinty, Gr., Liberty
DB	Shadarius Hopkins, Jr., Charleston Southern
DB	Jeremy Peters, Jr., Liberty
DB	Jace White, R-Jr., Kennesaw State
DB	Tymere Berry, R-Soph., Monmouth

## SPECIAL TEAMS

PK	Alex Probert, Soph., Liberty
P	Trey Turner, Gr., Liberty
LS	Drew McCracken, Jr., Kennesaw State
KR	Frankie Hickson, R-Soph., Liberty
PR	Taz Lindsey, Jr., Charleston Southern

## BIG SOUTH CONFERENCE IN NATIONAL TOP 25 POLLS

Week of	CSU	GWU	KSU	LU	MU	PC
Preseason	14 / 14	-- / --	RV / RV	RV / --	-- / --	-- / --
Sept. 4	16 / 18	-- / --	RV / --	20 / --	-- / --	-- / --
Sept. 11	16 / 19	-- / --	RV / RV	19 / --	RV / --	-- / --
Sept. 18	RV / RV	-- / --	RV / RV	16 / --	RV / --	-- / --
Sept. 25	RV / RV	-- / --	RV / RV	22 / --	RV / RV	-- / --
Oct. 2	RV / RV	-- / --	RV / RV	RV / --	RV / RV	-- / --
Oct. 9	RV / --	-- / --	RV / RV	RV / --	RV / RV	-- / --
Oct. 16	RV / --	-- / --	RV / RV	RV / --	RV / RV	-- / --
Oct. 23	RV / --	-- / --	RV / RV	-- / --	RV / RV	-- / --
Oct. 30	RV / --	-- / --	25 / 25	-- / --	RV / 24	-- / --
Nov. 6	RV / --	-- / --	23 / 23	-- / --	RV / 22	-- / --
Nov. 13	-- / --	-- / --	22 / 21	-- / --	RV / 22	-- / --
Nov. 20	-- / --	-- / --	18 / 16	-- / --	RV / 23	-- / --
Final	-- / --	-- / --	8 / 9	-- / --	RV / RV	-- / --

The STATS FCS poll is listed first, followed by the FCS Coaches Poll

RV - Received Votes

^ - Liberty was not eligible for FCS Coaches Poll due to FBS transition

## THOMAS ADAMS, GARDNER-WEBB

- STATS National Defensive Player of the Week Honorable Mention – Week 4

## JAMES ALLEN, CHARLESTON SOUTHERN

- CoSIDA Academic All-District (1st Team)

## BRYSON ARMSTRONG, KENNESAW STATE

- Jerry Rice Award FCS National Freshman of the Year
- AFCA All-America (1st Team)
- STATS All-America (3rd Team)
- Hero Sports Freshman All-America (1st Team)
- STATS National Freshman of the Week – Sept. 18
- STATS National Freshman of the Week Honorable Mention – Weeks 1, 2, 6, 12

## MIKE BASILE, MONMOUTH

- Indianapolis Colts rookie mini-camp invitee
- Buck Buchanan Award Finalist (6th)
- FCS ADA All-America (Defensive Back)
- STATS All-America (1st Team)
- *Associated Press* All-America (1st Team)
- Hero Sports All-America (1st Team)
- AFCA All-America (2nd Team)
- Walter Camp All-America (2nd Team)
- STATS National Defensive Player of the Week Honorable Mention – Week 6
- College Gridiron Showcase Game participant
- FCS Academic All-Star Team
- NFF Hampshire Honor Society

## BRIAN BOHANNON, KENNESAW STATE

- AFCA FCS Coach of the Year
- Eddie Robinson Award Finalist (3rd)
- AFCA Regional Co-Coach of the Year (Region 2)

## SHANE BUCENELL, CHARLESTON SOUTHERN

- CFPA FCS National Performer of the Year Watch List

## CHANDLER BURKS, KENNESAW STATE

- Walter Payton Award Finalist (18th)
- Doris Robinson Award Finalist
- Hero Sports All-America (2nd Team)
- *Associated Press* All-America (3rd Team)
- STATS National Offensive Player of the Week – Nov. 20
- CFPA National Performer of the Week – Nov. 20
- STATS National Offensive Player of the Week Honorable Mention – Week 10
- CFPA FCS National Performer of the Year Watch List
- CoSIDA Academic All-District (1st Team)
- FCS Academic All-Star Team
- FCS ADA Postgraduate Scholarship Finalist

## KEVIN CALLAHAN, MONMOUTH

- Eddie Robinson Award Finalist (10th)

## STEPHEN CALVERT, LIBERTY

- STATS National Offensive Player of the Week – Sept. 4

## DONTAE DUFF, LIBERTY

- VaSID University Division All-State (1st Team)

## KENYATTA DUNBAR, GARDNER-WEBB

- FCS Bowl Participant

## ANTHONY ELLIS, CHARLESTON SOUTHERN

- Buck Buchanan Award Finalist (9th)
- Hero Sports All-America (1st Team)
- AFCA All-America (2nd Team)
- STATS All-America (2nd Team)
- *Associated Press* All-America (2nd Team)
- Tropical Bowl Participant
- Blanchard-Rogers Award Finalist
- STATS National Defensive Player of the Week Honorable Mention – Weeks 7, 10

## ANTONIO GANDY-GOLDEN, LIBERTY

- VaSID University Division All-State (2nd Team)

## PETE GUERRIERO, MONMOUTH

- Jerry Rice Award Finalist (9th)
- AFCA All-America (2nd Team)
- Hero Sports Freshman All-America (1st Team)
- STATS National Freshman of the Week – Sept. 11
- STATS National Freshman of the Week Honorable Mention – Weeks 1, 8, 10
- CFPA National Performer of the Week Honorable Menion – Week 8

## TAYLOR HENKLE, KENNESAW STATE

- Hero Sports All-America (2nd Team)

## AGBAI IROHA, MONMOUTH

- NFF Hampshire Honor Society

## DESMOND JOHNSON, KENNESAW STATE

- Hero Sports Sophomore All-America (Honorable Mention)

## LONDON JOHNSON, CHARLESTON SOUTHERN

- STATS National Offensive Player of the Week Honorable Mention – Week 8

## LUCAS JONES, KENNESAW STATE

- Allstate AFCA Good Works Team Nominee

## KENNESAW STATE

- STATS National Team of the Week – Oct. 16

## TORRANCE MARABLE, PRESBYTERIAN

- Jerry Rice Award Finalist (18th)
- Hero Sports Freshman All-America (Honorable Mention)
- STATS National Freshman of the Week Honorable Mention – Weeks 1, 4, 12

## TEDDIE MARTINEZ, MONMOUTH

- STATS National Defensive Player of the Week Honorable Mention – Week 5

## TYRELL MAXWELL, GARDNER-WEBB

- Los Angeles Rams rookie mini-camp invitee
- Walter Payton Award Watch List
- CFPA FCS National Performer of the Year Watch List

## WILL MILLIKAN, GARDNER-WEBB

- CoSIDA Academic All-District (1st Team)

## ZACH MITCHLER, KENNESAW STATE

- *Associated Press* All-America (3rd Team)

## MONMOUTH

- Most Improved APR in 2016-17 Award

## CARRINGTON MOSLEY, LIBERTY

- VaSID University Division All-State (1st Team)

## JEREMY PETERS, LIBERTY

- STATS National Defensive Player of the Week Honorable Mention – Week 9

## PRESBYTERIAN COLLEGE

- Highest APR in 2016-17 Award

## ALEX PROBERT, LIBERTY

- STATS National Special Teams Player of the Week Honorable Mention – Week 1

## DEMETRI ROYER, CHARLESTON SOUTHERN

- Hero Sports Freshman All-America (Honorable Mention)

## CHRISTIAN RUNZA, MONMOUTH

- NFF Hampshire Honor Society

## MATT STONEBERG, MONMOUTH

- NFF Hampshire Honor Society

## TYLER TEKAC, CHARLESTON SOUTHERN

- STATS National Player of the Week Honorable Mention – Week 12

## ALEX THOMPSON, MONMOUTH

- Signed as free agent by Baltimore Ravens
- STATS All-America (3rd Team)
- *Associated Press* All-America (3rd Team)
- College Gridiron Showcase Game participant

## JUSTIN THOMPSON, KENNESAW STATE

- AFCA All-America (1st Team)

## TREY TURNER, LIBERTY

- Allstate AFCA Good Works Team Nominee

## JUWAN WELLS, LIBERTY

- VaSID University Division All-State (2nd Team)
- STATS National Defensive Player of the Week Honorable Mention – Week 11

## MATT WHITE, MONMOUTH

- NFF Hampshire Honor Society

## TERRANCE WILSON, CHARLESTON SOUTHERN

- STATS National Freshman of the Week Honorable Mention – Week 5

## HUNTER WINSTEAD, LIBERTY

- STATS All-America (2nd Team)
- Hero Sports All-America (2nd Team)
- VaSID University Division All-State (1st Team)
- CoSIDA Academic All-America (2nd Team)
- CoSIDA Academic All-District (1st Team)
- NCAA Postgraduate Scholarship Recipient
- VaSID University Division Academic All-State

## ERIC ZOKOURI, MONMOUTH

- STATS National Freshman of the Week Honorable Mention – Week 5



# 2017 YEAR-IN-REVIEW: FINAL STATS (TEAM)



SCORING OFFENSE	GP	TD	XP	2XP	DXP	FG	SAF	PTS	AVG
Monmouth	12	55	48	1	0	4	1	394	32.8
Liberty	11	46	38	1	0	14	0	358	32.5
Kennesaw State	14	53	52	0	0	17	0	421	30.1
Charleston Southern	11	33	31	0	0	7	0	250	22.7
Presbyterian	11	24	24	0	0	4	1	182	16.5
Gardner-Webb	11	21	21	0	0	10	0	177	16.1

TOTAL OFFENSE	GP	RUSH	PASS	PLYS	YARDS	AVG/P	TD	YDS/G
Liberty	11	1532	3409	836	4941	5.9	44	449.2
Kennesaw State	14	4623	1469	992	6092	6.1	51	435.1
Monmouth	12	2380	2368	763	4748	6.2	50	395.7
Charleston Southern	11	2123	1394	667	3517	5.3	30	319.7
Gardner-Webb	11	2154	1341	714	3495	4.9	20	317.7
Presbyterian	11	1878	1580	649	3458	5.3	23	314.4

SCORING DEFENSE	GP	TD	XP	2XP	DXP	FG	SAF	PTS	AVG
Kennesaw State	14	28	26	1	0	7	0	217	15.5
Charleston Southern	11	26	22	0	0	12	2	218	19.8
Monmouth	12	46	31	0	0	8	0	331	27.6
Gardner-Webb	11	42	31	2	0	8	0	311	28.3
Presbyterian	11	45	40	0	0	5	0	325	29.5
Liberty	11	44	43	0	0	9	0	334	30.4

TOTAL DEFENSE	GP	RUSH	PASS	PLYS	YARDS	AVG/P	TD	YDS/G
Kennesaw State	14	1429	2791	847	4220	5.0	27	301.4
Charleston Southern	11	1388	2039	742	3427	4.6	25	311.5
Monmouth	12	1687	3014	830	4701	5.7	46	391.8
Gardner-Webb	11	1904	2488	666	4392	6.6	40	399.3
Presbyterian	11	2800	1805	767	4605	6.0	43	418.6
Liberty	11	2475	2459	763	4934	6.5	43	448.5

RUSHING OFFENSE	GP	ATT	YDS	AVG	TD	YDS/G
Kennesaw State	14	816	4623	5.7	41	330.2
Monmouth	12	431	2380	5.5	34	198.3
Gardner-Webb	11	457	2154	4.7	11	195.8
Charleston Southern	11	480	2123	4.4	20	193.0
Presbyterian	11	409	1878	4.6	14	170.7
Liberty	11	386	1532	4.0	15	139.3

PASS EFFICIENCY	GP	ATT	CMP	PCT	INT	YDS	TD	EFFIC
Liberty	11	450	261	58.0	7	3409	29	139.8
Kennesaw State	14	176	87	49.4	4	1469	10	133.7
Monmouth	12	332	205	61.7	13	2368	16	129.7
Charleston Southern	11	187	91	48.7	8	1394	10	120.4
Presbyterian	11	240	137	57.1	7	1580	9	118.9
Gardner-Webb	11	257	121	47.1	12	1341	9	93.1

RUSHING DEFENSE	GP	ATT	YDS	AVG	TD	YDS/G
Kennesaw State	14	425	1429	3.4	10	102.1
Charleston Southern	11	426	1388	3.3	13	126.2
Monmouth	12	434	1687	3.9	16	140.6
Gardner-Webb	11	406	1904	4.7	21	173.1
Liberty	11	446	2475	5.5	26	225.0
Presbyterian	11	520	2800	5.4	26	254.5

PASS EFFIC. DEFENSE	GP	ATT	CMP	PCT	INT	YDS	TD	EFFIC
Kennesaw State	14	422	251	24	59.5	2791	17	117.0
Charleston Southern	11	316	186	7	58.9	2039	12	121.2
Liberty	11	317	170	12	53.6	2459	17	128.9
Presbyterian	11	247	129	7	52.2	1805	17	130.7
Monmouth	12	396	227	13	57.3	3014	30	139.7
Gardner-Webb	11	260	158	5	60.8	2488	19	161.4

PASSING OFFENSE	GP	ATT	CMP	INT	PCT	YDS	AVG	TD	YDS/G
Liberty	11	450	261	7	58.0	3409	7.6	29	309.9
Monmouth	12	332	205	13	61.7	2368	7.1	16	197.3
Presbyterian	11	240	137	7	57.1	1580	6.6	9	143.6
Charleston Southern	11	187	91	8	48.7	1394	7.5	10	126.7
Gardner-Webb	11	257	121	12	47.1	1341	5.2	9	121.9
Kennesaw State	14	176	87	4	49.4	1469	8.3	10	104.9

PASS DEFENSE	GP	ATT	CMP	INT	PCT	YDS	AVG	TD	YDS/G
Presbyterian	11	247	129	7	52.2	1805	7.3	17	164.1
Charleston Southern	11	316	186	7	58.9	2039	6.5	12	185.4
Kennesaw State	14	422	251	24	59.5	2791	6.6	17	199.4
Liberty	11	317	170	12	53.6	2459	7.8	17	223.5
Gardner-Webb	11	260	158	5	60.8	2488	9.6	19	226.2
Monmouth	12	396	227	13	57.3	3014	7.6	30	251.2

FIELD GOALS	GP	MADE	ATT	PCT
Kennesaw State	14	17	21	.810
Liberty	11	14	20	.700
Charleston Southern	11	7	10	.700
Gardner-Webb	11	10	15	.667
Monmouth	12	4	6	.667
Presbyterian	11	4	9	.444

NET YARDS PER PUNT	GP	NO	YDS	AVG/P	PR	AVG	TBK	NET/P
Charleston Southern	11	64	2651	41.4	109	1.7	2	39.1
Liberty	11	54	2180	40.4	41	0.8	6	37.4
Monmouth	12	52	2080	40.0	231	4.4	0	35.6
Presbyterian	11	57	2309	40.5	237	4.2	3	35.3
Kennesaw State	14	49	1907	38.9	147	3.0	2	35.1
Gardner-Webb	11	64	2537	39.6	304	4.8	4	33.6

PAT KICKING	GP	MADE	ATT	PCT
Kennesaw State	14	52	52	1.000
Presbyterian	11	24	24	1.000
Gardner-Webb	11	21	21	1.000
Charleston Southern	11	31	32	.969
Monmouth	12	48	52	.923
Liberty	11	38	43	.884

PUNT RETURN AVG	GP	RET	YDS	TD	AVG
Monmouth	12	18	249	2	13.8
Presbyterian	11	13	112	1	8.6
Charleston Southern	11	20	152	1	7.6
Kennesaw State	14	27	182	0	6.7
Liberty	11	18	115	0	6.4
Gardner-Webb	11	10	40	0	4.0

KICKOFF RETURN AVG	GP	RET	YDS	TD	AVG
Kennesaw State	14	27	624	1	23.1
Monmouth	12	47	1039	1	22.1
Presbyterian	11	43	878	0	20.4
Liberty	11	38	762	0	20.1
Gardner-Webb	11	38	735	0	19.3
Charleston Southern	11	30	493	0	16.4

INTERCEPTIONS	GP	NO	YDS	TD	AVG
Kennesaw State	14	24	191	1	8.0
Monmouth	12	13	154	2	11.8
Liberty	11	12	88	2	7.3
Charleston Southern	11	7	94	1	13.4
Presbyterian	11	7	65	0	9.3
Gardner-Webb	11	5	90	0	18.0

FUMBLES RECOVERED	GP	RCV	RET	YDS	TD	AVG
Charleston Southern	11	12	3	88	1	29.3
Kennesaw State	14	11	0	0	0	0.0
Presbyterian	11	9	3	43	0	14.3
Liberty	11	5	1	2	0	2.0
Gardner-Webb	11	4	1	53	1	53.0
Monmouth	12	4	0	0	0	0.0

TURNOVER MARGIN	Gained				Lost			
	GP	FUM	INT	TOT	FUM	INT	TOT	MAR PER/G
Kennesaw State	14	11	24	35	8	4	14	+23 1.64
Liberty	11	5	12	17	7	7	14	+3 0.27
Presbyterian	11	9	7	16	9	7	16	+0 0.00
Charleston Southern	11	12	7	19	12	8	20	-1 -0.09
Monmouth	12	4	13	17	9	13	22	-5 -0.42
Gardner-Webb	11	4	5	9	5	12	17	-8 -0.73

FIRST DOWNS	GP	RUSH	PASS	PEN	TOTAL
Kennesaw State	14	216	61	16	293
Liberty	11	87	153	19	259
Monmouth	12	109	104	11	224
Gardner-Webb	11	118	72	9	199
Charleston Southern	11	112	48	13	173
Presbyterian	11	94	71	4	169

3RD-DN CONVS	GP	CONV	ATT	PCT
Kennesaw State	14	107	214	50.0
Liberty	11	75	171	43.9
Monmouth	12	64	148	43.2
Presbyterian	11	52	141	36.9
Gardner-Webb	11	56	159	35.2
Charleston Southern	11	46	139	33.1

4TH-DN CONVS	GP	CONV	ATT	PCT
Liberty	11	11	16	68.8
Kennesaw State	14	22	32	68.8
Gardner-Webb	11	12	19	63.2
Charleston Southern	11	7	13	53.8
Monmouth	12	10	20	50.0
Presbyterian	11	7	18	38.9

OPP 3RD-DN CONV.	GP	CONV	ATT	PCT
Liberty	11	54	159	34.0
Kennesaw State	14	59	171	34.5
Charleston Southern	11	64	167	38.3
Monmouth	12	69	175	39.4
Gardner-Webb	11	66	141	46.8
Presbyterian	11	72	150	48.0

OPP 4TH-DN CONV.	GP	CONV	ATT	PCT
Monmouth	12	14	28	50.0
Kennesaw State	14	14	26	53.8
Charleston Southern	11	7	12	58.3
Presbyterian	11	11	18	61.1
Liberty	11	16	23	69.6
Gardner-Webb	11	6	7	85.7

SACKS BY	GP	SKS	YDS
Charleston Southern	11	34	227
Kennesaw State	14	31	207
Monmouth	12	23	143
Presbyterian	11	14	72
Gardner-Webb	11	13	100
Liberty	11	11	66

SACKS ALLOWED	GP	SKS	YDS
Kennesaw State	14	10	48
Presbyterian	11	12	73
Liberty	11	15	111
Monmouth	12	19	142
Charleston Southern	11	20	114
Gardner-Webb	11	24	135

TIME OF POSSESSION	GP	TOTAL	AVG/G
Kennesaw State	14	467:08	33:22
Charleston Southern	11	333:31	30:19
Gardner-Webb	11	327:33	29:46
Monmouth	12	355:27	29:37
Presbyterian	11	324:21	29:29
Liberty	11	312:47	28:26

RED ZONE OFFENSE	GP	RedZone	PCT	TDs	R/P	FG-AT	Fum/Int/Downs/Other
Monmouth	12	42-47	89.4	38	24/14	4-5	1/3/0/0
Liberty	11	35-40	87.5	23	14/9	12-13	2/1/1/0
Kennesaw State	14	50-60	83.3	35	30/5	15-17	1/0/4/3
Charleston Southern	11	21-26	80.8	19	16/3	2-3	2/1/1/0
Gardner-Webb	11	14-22	63.6	6	4/2	8-12	0/3/1/0
Presbyterian	11	18-30	60.0	14	10/4	4-5	4/1/5/1

RED ZONE DEFENSE	GP	RedZone	PCT	TDs	R/P	FG-AT	Fum/Int/Downs/Other
Kennesaw State	14	20-26	76.9	15	8/7	5-5	1/4/1/0
Monmouth	12	37-47	78.7	29	14/15	8-11	1/2/4/0
Charleston Southern	11	28-35	80.0	19	9/10	9-13	3/0/0/0
Presbyterian	11	35-43	81.4	30	21/9	5-8	3/1/0/1
Liberty	11	25-30	83.3	22	16/6	3-6	0/1/1/0
Gardner-Webb	11	30-35	85.7	24	17/7	6-7	1/1/1/1

## FINAL 2017 NCAA TEAM STATISTICAL LEADERS (TOP 40)

### RUSHING OFFENSE

1. Kennesaw State	330.2
22. Monmouth	198.3
24. Gardner-Webb	195.8
26. Charleston Southern	193.0

### TURNOVER MARGIN

1. Kennesaw State	+1.64
-------------------	-------

### 3RD DOWN CONVERSION PERCENTAGE

2. Kennesaw State	50.0
19. Monmouth	43.2

### YARDS PER COMPLETION

5. Kennesaw State	16.89
9. Charleston Southern	15.32

### NET PUNTING

6. Charleston Southern	39.09
------------------------	-------

### PUNT RETURNS

7. Monmouth	13.83
-------------	-------

### SCORING DEFENSE

7. Kennesaw State	15.5
25. Charleston Southern	19.8

### TIME OF POSSESSION

8. Kennesaw State	33:22
-------------------	-------

### 4TH DOWN CONVERSION PERCENTAGE

8. Kennesaw State	68.8
18. Gardner-Webb	63.2
37. Charleston Southern	53.8

### RED ZONE OFFENSE

9. Monmouth	89.4
35. Kennesaw State	83.3

### KICKOFF RETURNS

10. Kennesaw State	24.26
24. Monmouth	22.11

### SACKS PER GAME

10. Charleston Southern	3.09
-------------------------	------

### TOTAL DEFENSE

12. Kennesaw State	301.4
18. Charleston Southern	311.5

### RUSHING DEFENSE

12. Kennesaw State	102.1
29. Charleston Southern	126.2

### PASSING DEFENSE

14. Presbyterian	164.1
26. Charleston Southern	185.4
39. Kennesaw State	199.4

### TEAM TACKLES-FOR-LOSS

17. Charleston Southern	7.5
-------------------------	-----

### TOTAL OFFENSE

19. Kennesaw State	435.1
--------------------	-------

### SCORING OFFENSE

21. Monmouth	32.8
30. Kennesaw State	30.1

### COMPLETION PERCENTAGE

21. Monmouth	61.7
--------------	------

### PASSING EFFICIENCY DEFENSE

30. Kennesaw State	116.95
--------------------	--------

### PASSING EFFICIENCY

37. Kennesaw State	133.75
--------------------	--------



# 2017 YEAR-IN-REVIEW: FINAL STATS (IND.)



TOTAL OFFENSE	GP	RUSH	PASS	PLAYS	TOTAL	YDS/G
CALVERT, Stephen - LIBERTY	11	-24	3363	473	3339	303.5
MAXWELL, Tyrell - GWU	11	935	1324	426	2259	205.4
BAHAR, Kenji - MU	12	33	2368	384	2401	200.1
BURKS, Chandler - KSU	14	1103	1307	410	2410	172.1
CHEEK, Ben - PC	9	384	926	248	1310	145.6
GUERRIERO, Pete - MU	11	1061	0	178	1061	96.5
JOHNSON, London - CSU	10	366	581	158	947	94.7
MARABLE, Torrance - PC	11	1038	0	181	1038	94.4
MOSLEY, Carrington - LIBERTY	11	896	0	185	896	81.5
TERRY, Shaquil - KSU	14	806	0	63	806	57.6

SCORING	GP	TD	XPT	FG	2XP	PTS	PTS/G
BURKS, Chandler - KSU	14	18	0	0	0	108	7.7
THOMPSON, Justin - KSU	14	0	52	17	0	103	7.4
PROBERT, Alex - LIBERTY	11	0	38	14	0	80	7.3
GANDY-GOLDEN, A. - LIBERTY	10	10	0	0	0	60	6.0
FARROW, B.J. - LIBERTY	10	10	0	0	0	60	6.0
JONES, Devell - MU	12	11	0	0	2	68	5.7
GUERRIERO, Pete - MU	11	10	0	0	0	60	5.5
MOSLEY, Carrington - LIBERTY	11	9	0	0	0	54	4.9
SCHUMACHER, Paul - GWU	11	0	21	10	0	51	4.6
SHULER, Noah - CSU	11	8	0	0	0	48	4.4

SCORING (KICK)	GP	PATs	FGs	PTS	PTS/G
THOMPSON, Justin - KSU	14	52-52	17-21	103	7.4
PROBERT, Alex - LIBERTY	11	38-42	14-20	80	7.3
SCHUMACHER, Paul - GWU	11	21-21	10-15	51	4.6
MOSQUERA, Matt - MU	9	36-38	1-2	39	4.3
NORTON, Brett - PC	11	23-23	4-9	35	3.2
WHITE, Matt - MU	12	12-14	3-4	21	1.8

ALL PURPOSE YARDS / GAME	GP	RUSH	RCV	PR	KR	YDS	AVG/G
GUERRIERO, Pete - MU	11	1061	119	0	228	1408	128.0
MARABLE, Torrance - PC	11	1038	130	0	85	1253	113.9
GANDY-GOLDEN, A. - LIBERTY	10	0	1066	0	0	1066	106.6
HICKSON, Frankie - LIBERTY	11	375	45	0	577	997	90.6
MOSLEY, Carrington - LIBERTY	11	896	100	0	0	996	90.5
MOORE, Lonnie - MU	12	52	347	0	657	1056	88.0
TERRY, Shaquil - KSU	14	806	129	3	286	1224	87.4
MAXWELL, Tyrell - GWU	11	935	0	0	0	935	85.0
BURKS, Chandler - KSU	14	1103	0	0	0	1103	78.8
WHITE Jr., Reggie - MU	12	0	874	0	0	874	72.8

RUSHING YARDS / GAME	GP	ATT	YDS	ACG	TD	LONG	YDS/G
GUERRIERO, Pete - MU	11	178	1061	6.0	9	71	96.5
MARABLE, Torrance - PC	11	181	1038	5.7	4	78	94.4
MAXWELL, Tyrell - GWU	11	174	935	5.4	7	83	85.0
MOSLEY, Carrington - LIBERTY	11	185	896	4.8	9	36	81.5
BURKS, Chandler - KSU	14	255	1103	4.3	18	28	78.8
TERRY, Shaquil - KSU	14	63	806	12.8	3	84	57.6
SHULER, Noah - CSU	11	115	583	5.1	8	30	53.0
McKENZIE, Jake - KSU	14	163	731	4.5	3	30	52.2
HOLLAND, Darnell - KSU	14	80	727	9.1	8	84	51.9
CAGLE, Jayln - GWU	11	105	479	4.6	1	37	43.5

PASSING YARDS / GAME	GP	ATT	CMP	INT	PCT	YDS	TD	AVG/G
CALVERT, Stephen - LIBERTY	11	438	257	6	58.7	3363	29	305.7
BAHAR, Kenji - MU	12	331	205	13	61.9	2368	16	197.3
MAXWELL, Tyrell - GWU	11	252	119	11	47.2	1324	9	120.4
CHEEK, Ben - PC	9	137	85	4	62.0	926	4	102.9
BURKS, Chandler - KSU	14	155	76	3	49.0	1307	9	93.4
JOHNSON, London - CSU	10	78	41	3	52.6	581	4	58.1

PASSING EFFICIENCY	GP	ATT	CMP	INT	PCT	YDS	TD	EFF
CALVERT, Stephen - LIBERTY	11	438	257	6	58.7	3363	29	142.3
BAHAR, Kenji - MU	12	331	205	13	61.9	2368	16	130.1
CHEEK, Ben - PC	9	137	85	4	62.0	926	4	122.6
MAXWELL, Tyrell - GWU	11	252	119	11	47.2	1324	9	94.4

RECEPTIONS	GP	REC	YDS	TD	LONG	AVG/C	YDS/G
WHITE Jr., Reggie - MU	12	74	874	8	61	11.8	72.8
GANDY-GOLDEN, A. - LIBERTY	10	69	1066	10	55	15.4	106.6
KING, Damian - LIBERTY	11	66	669	4	42	10.1	60.8
DAVIS, DaShawn - PC	11	41	490	3	59	12.0	44.5
REDDICK, Cephas - LIBERTY	10	38	605	4	68	15.9	60.5
SUMPTER, Justin - KSU	14	33	610	5	55	18.5	43.6
FARROW, B.J. - LIBERTY	10	32	571	10	76	17.8	57.1
GRASSO, Vinny - MU	12	29	315	0	36	10.9	26.2
BROWN, Kameron - CSU	10	25	552	2	87	22.1	55.2
POWELL, Jake - MU	12	23	330	3	46	14.3	27.5

RECEIVING YARDS	GP	REC	YDS	TD	LONG	AVG/C	YDS/G
GANDY-GOLDEN, A. - LIBERTY	10	69	1066	10	55	15.4	106.6
WHITE Jr., Reggie - MU	12	74	874	8	61	11.8	72.8
KING, Damian - LIBERTY	11	66	669	4	42	10.1	60.8
SUMPTER, Justin - KSU	14	33	610	5	55	18.5	43.6
REDDICK, Cephas - LIBERTY	10	38	605	4	68	15.9	60.5
FARROW, B.J. - LIBERTY	10	32	571	10	76	17.8	57.1
BROWN, Kameron - CSU	10	25	552	2	87	22.1	55.2
DAVIS, DaShawn - PC	11	41	490	3	59	12.0	44.5
MOORE, Lonnie - MU	12	22	347	1	61	15.8	28.9
POWELL, Jake - MU	12	23	330	3	46	14.3	27.5

PUNTING AVERAGE (min 3.6/g)	GP	NO	YDS	LONG	AVG
REIGHARD, Kyle - CSU	11	64	2651	57	41.4
TURNER, Trey - LIBERTY	10	53	2158	62	40.7
NORTON, Brett - PC	11	57	2309	62	40.5
WHITE, Matt - MU	12	52	2080	73	40.0
KOMORNIK, Andrew - GWU	11	64	2537	57	39.6

FIELD GOALS PER GAME	GP	FG	FGA	PCT	FG/G
PROBERT, Alex - LIBERTY	11	14	20	70.0	1.27
THOMPSON, Justin - KSU	14	17	21	81.0	1.21
SCHUMACHER, Paul - GWU	11	10	15	66.7	0.91
NORTON, Brett - PC	11	4	9	44.4	0.36
WHITE, Matt - MU	12	3	4	75.0	0.25
MOSQUERA, Matt - MU	9	1	2	50.0	0.11

FIELD GOAL PERCENTAGE	GP	FG	FGA	LG	PCT
THOMPSON, Justin - KSU	14	17	21	42	81.0
PROBERT, Alex - LIBERTY	11	14	20	49	70.0
SCHUMACHER, Paul - GWU	11	10	15	44	66.7
NORTON, Brett - PC	11	4	9	47	44.4

PAT KICKING PERCENTAGE	GP	MADE	ATT	PCT
THOMPSON, Justin - KSU	14	52	52	100.0
NORTON, Brett - PC	11	23	23	100.0
SCHUMACHER, Paul - GWU	11	21	21	100.0
MOSQUERA, Matt - MU	9	36	38	94.7
PROBERT, Alex - LIBERTY	11	38	42	90.5
WHITE, Matt - MU	12	12	14	85.7

PUNT RETURNS	GP	RET	YDS	TD	LONG	AVG
BIRDSALL, Bert - KSU	14	23	160	0	53	7.0
STUBBS, DJ - LIBERTY	11	17	115	0	32	6.8
LINDSEY, Taz - CSU	10	16	160	1	45	10.0
DUMAS, Kamau - MU	12	14	179	1	89	12.8
DAVIS, DaShawn - PC	11	12	78	0	21	6.5
HENDERSON, Jacob - GWU	11	10	40	0	23	4.0

PUNT RETURN AVG (min. 1.2/g)	GP	RET	YDS	TD	LONG	AVG
LINDSEY, Taz - CSU	10	16	160	1	45	10.0
BIRDSALL, Bert - KSU	14	23	160	0	53	7.0
STUBBS, DJ - LIBERTY	11	17	115	0	32	6.8

KICKOFF RETURNS	GP	RET	YDS	TD	LONG	AVG
MOORE, Lonnie - MU	12	30	657	0	43	21.9
PEARSON, Keith - PC	11	28	609	0	41	21.8
HICKSON, Frankie - LIBERTY	11	27	577	0	84	21.4
CARTER, Tysean - GWU	10	25	490	0	44	19.6
LINDSEY, Taz - CSU	10	18	307	0	31	17.1
TERRY, Shaquil - KSU	14	11	286	1	97	26.0
ROLLINS, Brody - GWU	11	9	168	0	28	18.7
RALLS, Akebren - KSU	14	8	138	0	32	17.2
ALLEN, James - CSU	9	8	133	0	23	16.6
GUERRIERO, Pete - MU	11	6	228	1	95	38.0

KICKOFF RETURN AVG (min. 1.2/g)	GP	RET	YDS	TD	LONG	AVG
MOORE, Lonnie - MU	12	30	657	0	43	21.9
PEARSON, Keith - PC	11	28	609	0	41	21.8
HICKSON, Frankie - LIBERTY	11	27	577	0	84	21.4
CARTER, Tysean - GWU	10	25	490	0	44	19.6
LINDSEY, Taz - CSU	10	18	307	0	31	17.1

## TACKLES PER GAME

	GP	POS	SOLO	AST	TOTAL	AVG/G	SKS
BASILE, Mike - MU	12	DB	91	35	126	10.5	3.0
BEIDEL, Grant - PC	11	LB	43	60	103	9.4	1.5
ROYER, Demetri - CSU	9	DB	35	42	77	8.6	0.0
ARMSTRONG, Bryson - KSU	14	LB	85	29	114	8.1	11.0
SOSEBEE, J.D. - CSU	11	LB	39	42	81	7.4	2.0
WELLS, Juwan - LIBERTY	11	DE	43	31	74	6.7	4.5
ADAMS, Thomas - GWU	11	DB	43	31	74	6.7	0.0
DUNBAR, Kenyatta - GWU	11	LB	38	31	69	6.3	4.0
SAM, Izzy - KSU	14	LB	51	33	84	6.0	2.0
IROHA, Agbai - MU	9	LB	36	17	53	5.9	2.0
ROWLAND, Brandon - CSU	11	DB	36	28	64	5.8	0.0
BROWN, Solomon - CSU	10	DL	31	27	58	5.8	3.5
MCKINNEY, Jaylyn - LIBERTY	9	LB	21	30	51	5.7	0.0
PEGUES, Jeffrey - GWU	9	LB	19	32	51	5.7	0.0
ZUBIETA, Diego - MU	11	LB	30	32	62	5.6	1.5
TILLMON, Brandon - LIBERTY	11	SAF	38	22	60	5.5	0.5
HORNE, Corey - GWU	11	LB	27	33	60	5.5	0.0
TURNER, Elijah - PC	11	DB	27	31	58	5.3	0.0
GORE, Anthony - KSU	14	LB	50	23	73	5.2	3.0
MCGINTY, Solomon - LIBERTY	10	LB	29	22	51	5.1	0.5
CRUZ, Zane - CSU	10	LB	23	28	51	5.1	1.5
MOSS, Nick - PC	11	LB	21	35	56	5.1	2.5
MARTINEZ, Teddie - MU	12	DB	40	18	58	4.8	0.0
HOPKINS, Shadarius - CSU	11	DB	23	29	52	4.7	0.0
ELLIS, Anthony - CSU	11	DE	30	22	52	4.7	9.0

## SACKS

	GP	POS	SOLO	AST	YDS	TOTAL	AVG/G
ARMSTRONG, Bryson - KSU	14	LB	11	0	78	11.0	0.79
ELLIS, Anthony - CSU	11	DE	8	2	67	9.0	0.82
ROBINSON, Johnny - CSU	10	DL	5	3	34	6.5	0.65
MARAGOTO, Manny - MU	12	DL	4	2	35	5.0	0.42
WELLS, Juwan - LIBERTY	11	DE	4	1	28	4.5	0.41
DUNBAR, Kenyatta - GWU	11	LB	4	0	41	4.0	0.36
MARCUS, Justin - KSU	14	DL	4	0	30	4.0	0.29
BROWN, Solomon - CSU	10	DL	3	1	25	3.5	0.35
BROWN, Dia'Vante - LIBERTY	11	DL	3	1	22	3.5	0.32
BASILE, Mike - MU	12	DB	3	0	26	3.0	0.25

## TACKLES FOR LOSS

	GP	POS	SOLO	AST	YDS	TOTAL	AVG/G
ELLIS, Anthony - CSU	11	DE	11	10	95	16.0	1.45
DUNBAR, Kenyatta - GWU	11	LB	13	1	64	13.5	1.23
ARMSTRONG, Bryson - KSU	14	LB	12	1	79	12.5	0.89
ROBINSON, Johnny - CSU	10	DL	10	4	43	12.0	1.20
WELLS, Juwan - LIBERTY	11	DE	9	4	49	11.0	1.00
BASILE, Mike - MU	12	DB	9	1	49	9.5	0.79
MARAGOTO, Manny - MU	12	DL	7	2	40	8.0	0.67
SOSEBEE, J.D. - CSU	11	LB	4	8	21	8.0	0.73
JOHNSON, Desmond - KSU	14	DL	7	2	26	8.0	0.57
SAM, Izzy - KSU	14	LB	7	2	37	8.0	0.57

## INTERCEPTIONS

	GP	INT	YDS	TD	LONG	INT/G
YA-SIN, Rock - PC	11	5	45	0	30	0.45
MARTINEZ, Teddie - MU	12	5	29	0	19	0.42
ROMAN, Keon - KSU	13	4	2	0	1	0.31
PETERS, Jeremy - LIBERTY	11	3	8	1	15	0.27
WHITE, Jace - KSU	12	3	68	0	43	0.25
DUMAS, Kamau - MU	12	3	64	1	39	0.25
RALLS, Akebren - KSU	14	3	57	1	55	0.21
HENKLE, Taylor - KSU	14	3	38	0	28	0.21
ARMSTRONG, Bryson - KSU	14	3	7	0	5	0.21
MCGINTY, Solomon - LIBERTY	10	2	8	0	8	0.20

## PASSES DEFENDED

	GP	PBU	INT	TOTAL	AVG/G
BERRY, Tymere - MU	11	14	2	16	1.45
HOPKINS, Shadarius - CSU	11	12	2	14	1.27
YA-SIN, Rock - PC	11	8	5	13	1.18
RALLS, Akebren - KSU	14	12	3	15	1.07
DUMAS, Kamau - MU	12	9	3	12	1.00
PETERS, Jeremy - LIBERTY	11	8	3	11	1.00
MARTINEZ, Teddie - MU	12	5	5	10	0.83
DOZIER, Triston - GWU	11	8	0	8	0.73
TURNER, Chris - LIBERTY	11	7	1	8	0.73
ARMSTRONG, Bryson - KSU	14	7	3	10	0.71

## FUMBLES FORCED

	GP	FF	AVG/G
ELLIS, Anthony - CSU	11	3	0.27
ARMSTRONG, Bryson - KSU	14	3	0.21
CRUZ, Zane - CSU	10	2	0.20
CURETON, Dirk - PC	11	2	0.18
GORE, Anthony - KSU	14	2	0.14
RALLS, Akebren - KSU	14	2	0.14
ROYER, Demetri - CSU	9	1	0.11
ALLEN, James - CSU	9	1	0.11
IRONS, Lucas - LIBERTY	9	1	0.11
FISHER, Michael - PC	10	1	0.10

## FUMBLES RECOVERED

	GP	REC	AVG/G
ARMSTRONG, Bryson - KSU	14	4	0.29
BRANCH, Michael - PC	11	2	0.18
BEIDEL, Grant - PC	11	2	0.18
YA-SIN, Rock - PC	11	2	0.18
HENKLE, Taylor - KSU	14	2	0.14
IRONS, Lucas - LIBERTY	9	1	0.11
SAYEGH, Landon - CSU	9	1	0.11
WILLIAMS, Anton - CSU	9	1	0.11
MCGINTY, Solomon - LIBERTY	10	1	0.10
ALEXANDER, Benjamin - LIBERTY	10	1	0.10

## FINAL 2017 NCAA INDIVIDUAL STATISTICAL LEADERS (TOP 35)

### SOLO TACKLES PER GAME

1. Mike Basile, Monmouth ..... 7.6
10. Bryson Armstrong, Kennesaw State ..... 6.1

### RUSHING TOUCHDOWNS

1. Chandler Burks, Kennesaw State ..... 18
20. Devell Jones, Monmouth ..... 11
33. Pete Guerriero, Monmouth ..... 9

### FUMBLES RECOVERED

1. Bryson Armstrong, Kennesaw State ..... 4

### PASSES DEFENDED PER GAME

6. Tymere Berry, Monmouth ..... 1.5
20. Shadarius Hopkins, Charleston So. .... 1.3
30. Rock Ya-Sin, Presbyterian ..... 1.2

### YARDS PER RECEPTION

8. Kameron Brown, Charleston Southern ..... 22.08
21. Justin Sumpter, Kennesaw State ..... 18.48

### TOTAL TACKLES PER GAME

8. Mike Basile, Monmouth ..... 10.5
29. Grant Beidel, Presbyterian ..... 9.4

### INTERCEPTIONS PER GAME

11. Rock Ya-Sin, Presbyterian ..... 0.5
19. Teddie Martinez, Monmouth ..... 0.4

### RUSHING YARDS PER CARRY

12. Pete Guerrierp, Monmouth ..... 5.96
19. Torrance Marable, Presbyterian ..... 5.73
31. Tyrell Maxwell, Gardner-Webb ..... 5.37

### PUNT RETURNS

12. Taz Lindsey, Charleston Southern ..... 10.0
30. Bert Birdsall, Kennesaw State ..... 7.0

### ALL-PURPOSE YARDS

13. Pete Guerriero, Monmouth ..... 128.00

### FIELD GOAL PERCENTAGE

13. Justin Thompson, Kennesaw State ..... 81.0

### SCORING

14. Chandler Burks, Kennesaw State ..... 7.7
18. Justin Thompson, Kennesaw State ..... 7.4

### RECEPTIONS PER GAME

15. Reggie White Jr, Monmouth ..... 6.2

### TACKLES-FOR-LOSS PER GAME

16. Anthony Ellis, Charleston Southern ..... 1.5

### RUSHING YARDS PER GAME

17. Pete Guerriero, Monmouth ..... 96.5
18. Torrance Marable, Presbyterian ..... 94.4
23. Tyrell Maxwell, Gardner-Webb ..... 85.0
32. Chandler Burks, Kennesaw State ..... 78.8

### SACKS PER GAME

18. Anthony Ellis, Charleston Southern ..... 0.82
26. Bryson Armstrong, Kennesaw State ..... 0.79

### FIELD GOALS PER GAME

20. Justin Thompson, Kennesaw State ..... 1.21

### COMPLETION PERCENTAGE

24. Ben Cheek, Presbyterian ..... 62.0
27. Kenji Bahar, Monmouth ..... 61.9

### PUNTING AVERAGE

29. Kyle Reighard, Charleston Southern ..... 41.4

## CHARLESTON SOUTHERN (4-8, 0-3 Big South)

A31	VMI	L, 24-27
S7	NORTH GREENVILLE	W, 9-0
S14	at Presbyterian	L, 6-26
S21	WEST VIRGINIA STATE	W, 10-3
S28	at West Liberty State	W, 28-26
O12	at Savannah State	W, 21-3
O19	at Liberty *	L, 17-31
O26	JACKSONVILLE	L, 21-24
N2	at South Florida	L, 6-56
N9	#25 GARDNER-WEBB *	L, 15-57
N16	ELON *	L, 13-21
N21	at The Citadel	L, 19-53

## ELON (4-7, 2-1 Big South)

S7	FLORIDA INTERNATIONAL	W, 23-22
S14	at #7 Furman	L, 7-57
S21	JOHNSON C. SMITH	W, 38-14
S28	at North Carolina A&T	L, 20-34
O5	at #9 Northwestern State	L, 20-47
O12	at Gardner-Webb *	L, 27-38
O19	at East Tennessee State	L, 15-31
N2	HOFSTRA	L, 13-27
N9	LIBERTY *	W, 56-35
N16	at Charleston Southern *	W, 21-13
N23	#14 WOFFORD	L, 9-34

## GARDNER-WEBB (9-1, 3-0 Big South)

A31	MORGAN STATE	W, 28-24
S7	at #12 Georgia Southern	L, 0-56
S14	EAST TENNESSEE STATE	W, 13-10
S21	at Chattanooga	W, 26-24
O5	at Liberty *	W, 31-21
O12	ELON *	W, 38-27
O26	at Florida International	W, 17-14
N2	TENNESSEE-MARTIN	W, 24-0
N9	at Charleston Southern *	W, 57-15
N16	SAVANNAH STATE	W, 44-13

## LIBERTY (2-9, 1-2 Big South)

A31	WESTERN CAROLINA	L, 3-23
S7	WEST LIBERTY STATE	W, 35-6
S21	#4 APPALACHIAN STATE	L, 22-29
S28	at Central Florida	L, 17-48
O5	GARDNER-WEBB *	L, 21-31
O12	at Akron	L, 21-49
O19	CHARLESTON SOUTHERN *	W, 31-17
O26	at VMI	L, 14-38
N2	#17 EASTERN KENTUCKY (OT)	L, 28-35
N9	at Elon *	L, 35-56
N23	at Hofstra	L, 3-32


## BIG SOUTH

Team	W	L	PCT	PF	PA
x-Gardner-Webb	3	0	1.000	126	63
Elon	2	1	.667	104	86
Liberty	1	2	.333	87	104
Charleston Southern	0	3	.000	45	109

## OVERALL

Team	W	L	PCT	PF	PA	Home	Road	Streak
x-Gardner-Webb	9	1	.900	278	204	5-0	4-1	W8
Elon	4	7	.364	249	352	3-2	1-5	L1
Liberty	2	9	.182	230	364	2-4	0-5	L4
Charleston Southern	4	8	.333	189	327	2-4	2-4	L6


x - Big South Champions



**Offensive Player of the Year**  
Jeremy Martin, QB  
Gardner-Webb




**Defensive Player of the Year**  
Mario Williams, FS  
Gardner-Webb



**Freshman of the Year**  
Keppy Baucom, LB  
Gardner-Webb



**Coach of the Year**  
Steve Patton  
Gardner-Webb



**Scholar-Athlete of the Year**  
Andrew Harmon, K  
Gardner-Webb



Jeremy Martin (12) and Mario Williams (26) led Gardner-Webb to the first Big South title in 2002



### CHARLESTON SOUTHERN (1-11, 0-4 Big South)

A30	at The Citadel	L, 10-64
S6	at Wingate	L, 6-22
S13	PRESBYTERIAN	L, 14-17
S20	WEST VIRGINIA STATE	W, 49-42
S27	TUSCULUM	L, 7-58
O11	at VMI *	L, 7-50
O18	at South Florida	L, 7-55
O25	NORTH GREENVILLE	L, 21-49
N1	LIBERTY *	L, 6-17
N8	at Gardner-Webb *	L, 0-46
N15	at James Madison	L, 7-45
N22	COASTAL CAROLINA *	L, 14-48

### COASTAL CAROLINA (6-5, 1-3 Big South)

S6	NEWBERRY	W, 21-14
S13	MOREHEAD STATE	L, 6-31
S20	at Jacksonville	L, 9-14
S25	at North Greenville	W, 49-39
O4	GARDNER-WEBB *	L, 17-38
O11	CHARLESTON (WV)	W, 47-0
O25	at Savannah State	W, 29-19
N1	VMI *	L, 10-19
N8	at Davidson	W, 52-27
N15	at Liberty *	L, 21-38
N22	at Charleston Southern *	W, 48-14

### GARDNER-WEBB (8-4, 0-0 Big South)

A30	CLARK-ATLANTA	W, 45-0
S6	at #15 Montana State	L, 3-38
S13	WEBBER INTERNATIONAL	W, 52-10
S20	CHATTANOOGA	W, 23-13
S27	at #8 Furman	L, 0-45
O4	at Coastal Carolina *	W, 38-17
O11	LIBERTY *	W, 27-17
O18	at VMI *	W, 37-25
N1	at #17 Florida Atlantic	L, 26-31
N8	CHARLESTON SOUTHERN *	W, 46-0
N15	FLORIDA INTERNATIONAL (OT)	W, 22-19
N22	at Western Carolina	L, 16-39

### LIBERTY (6-6, 3-1 Big South)

A30	at James Madison	L, 6-48
S6	at Toledo	L, 3-49
S13	at Bowling Green	L, 3-62
S20	KENTUCKY WESLEYAN	W, 47-7
S27	YOUNGSTOWN STATE	L, 3-43
O4	VMI *	W, 31-28
O11	at Gardner-Webb *	L, 17-27
O18	at East Tennessee State	L, 23-33
N1	at Charleston Southern *	W, 17-6
N8	NORFOLK STATE	W, 69-21
N15	COASTAL CAROLINA *	W, 38-21
N22	HOFSTRA (OT)	W, 49-42

### VMI (6-6, 2-2 Big South)

A30	at Navy	L, 10-37
S6	at Davidson	W, 31-9
S13	WILLIAM & MARY	L, 24-34
S20	NORFOLK STATE	W, 34-9
S27	GEORGETOWN	W, 42-14
O4	at Liberty *	L, 28-31
O11	CHARLESTON SOUTHERN *	W, 50-7
O18	GARDNER-WEBB *	L, 25-37
O25	at Richmond	L, 25-35
N1	at Coastal Carolina *	W, 19-10
N8	AUSTIN PEAY	W, 48-7
N15	vs. The Citadel	L, 23-27

	BIG SOUTH					OVERALL								
Team	W	L	PCT	PF	PA	W	L	PCT	PF	PA	Home	Road	Neu	Streak
x-Gardner-Webb	4	0	1.000	148	59	8	4	.667	335	254	6-0	2-4	0-0	L1
Liberty	3	1	.750	103	82	6	6	.500	306	378	5-1	1-5	0-0	W4
VMI	2	2	.500	122	85	6	6	.500	359	257	4-2	2-3	0-1	L1
Coastal Carolina	1	3	.250	96	109	6	5	.545	309	253	2-3	4-2	0-0	W1
Charleston Southern	0	4	.000	27	161	1	11	.083	148	513	1-5	0-6	0-0	L8

x - Big South Champions



**Offensive Player of the Year**  
Dre Barnes, RB  
Liberty




**Defensive Player of the Year**  
Mario Williams, FS  
Gardner-Webb



**Freshman of the Year**  
Jonna Lee, LB  
Charleston Southern



**Coach of the Year**  
Steve Patton  
Gardner-Webb



**Co-Scholar-Athletes of the Year**  
Jim Maxwell, LB, Gardner-Webb  
Matt Sharpe, K, VMI



Gardner-Webb - 2003 Big South Champions

## CHARLESTON SOUTHERN (5-5, 1-3 Big South)

S11	at Presbyterian	L, 14-19
S18	at Jacksonville	W, 38-3
S25	CHARLESTON (WV)	W, 38-21
O2	VMI *	W, 25-24
O9	at Howard	L, 6-24
O23	NORTH GREENVILLE	W, 55-6
O30	at Liberty *	L, 6-34
N6	ALLEN	W, 58-6
N13	GARDNER-WEBB *	L, 0-18
N20	at #21 Coastal Carolina *	L, 28-52

## COASTAL CAROLINA (10-1, 4-0 Big South)

S4	at Morehead State	W, 28-7
S11	DAVIDSON	W, 31-24
S18	at Newberry	L, 7-21
S25	NORTH GREENVILLE	W, 58-7
O9	CHARLESTON (WV)	W, 48-13
O16	at VMI *	W, 21-14
O23	LIBERTY *	W, 33-6
O30	at Gardner-Webb *	W, 31-19
N6	SAVANNAH STATE	W, 52-14
N13	JACKSONVILLE	W, 48-23
N20	CHARLESTON SOUTHERN *	W, 52-28

## GARDNER-WEBB (5-6, 2-2 Big South)

S4	at Tennessee Tech	L, 26-32
S11	at Morgan State	W, 56-49
S18	#4 FURMAN	L, 6-34
S25	#25 WESTERN CAROLINA (OT)	W, 26-20
O2	at Liberty *	L, 9-17
O9	at #25 Hampton	L, 25-48
O23	VMI *	W, 28-17
O30	COASTAL CAROLINA *	L, 19-31
N6	at #10 Wofford	L, 17-49
N13	at Charleston Southern *	W, 18-0
N20	SOUTHEASTERN LOUISIANA	W, 52-34

## LIBERTY (6-5, 3-1 Big South)

S4	WEST VIRGINIA TECH	W, 55-17
S11	at Kent State	L, 10-38
S18	#24 LEHIGH	L, 16-34
S25	at Youngstown State	L, 17-27
O2	GARDNER-WEBB *	W, 17-9
O9	#18 WILLIAM & MARY	L, 17-37
O23	at Coastal Carolina *	L, 6-33
O30	CHARLESTON SOUTHERN *	W, 34-6
N6	at VMI *	W, 38-17
N13	at Chattanooga	W, 43-40
N20	ELON	W, 27-17

## VMI (0-11, 0-4 Big South)

S4	at Ohio	L, 14-42
S11	RICHMOND	L, 7-34
S18	TENNESSEE TECH	L, 10-16
S25	at William & Mary	L, 6-42
O2	at Charleston Southern *	L, 24-25
O9	at Georgetown	L, 0-21
O16	COASTAL CAROLINA *	L, 14-21
O23	at Gardner-Webb *	L, 17-28
O30	at #9 James Madison	L, 10-41
N6	LIBERTY *	L, 17-38
N20	#10 WOFFORD	L, 18-19


## BIG SOUTH

Team	W	L	PCT	PF	PA
x-Coastal Carolina	4	0	1.000	137	67
Liberty	3	1	.750	95	65
Gardner-Webb	2	2	.500	74	65
Charleston Southern	1	3	.250	59	128
VMI	0	4	.000	72	112

x - Big South Champions

## OVERALL

Team	W	L	PCT	PF	PA	Home	Road	Streak
x-Coastal Carolina	10	1	.909	413	176	7-0	3-1	W8
Liberty	6	5	.545	280	275	4-2	2-3	W4
Gardner-Webb	5	6	.455	282	335	3-2	2-4	W2
Charleston Southern	5	5	.500	268	212	4-1	1-4	L2
VMI	0	11	.000	137	327	0-5	0-6	L11



**Offensive Player of the Year**  
Patrick Hall, RB  
Coastal Carolina



**Defensive Player of the Year**  
Harold Wells, DL  
Gardner-Webb



**Freshman of the Year**  
Jerome Simpson, WR  
Coastal Carolina



**Coach of the Year**  
David Bennett  
Coastal Carolina



**Scholar-Athlete of the Year**  
Adam DeGraffenreid, DE  
Charleston Southern



Coastal Carolina - 2004 Big South Champions



## CHARLESTON SOUTHERN (7-4, 3-1 Big South)

S3	at The Citadel	L, 14-28
S10	PRESBYTERIAN	L, 0-42
S17	JACKSONVILLE	W, 16-10
S24	at North Greenville	W, 35-28
O1	HOWARD	L, 22-27
O8	at VMI *	L, 12-34
O15	WEST VIRGINIA WESLEYAN	W, 63-42
O22	SAVANNAH STATE	W, 48-28
N5	at Gardner-Webb *	W, 38-7
N12	LIBERTY *	W, 31-30
N19	#8 COASTAL CAROLINA * (2OT)	W, 34-27

## COASTAL CAROLINA (9-2, 3-1 Big South)

S3	at Elon	W, 17-10
S10	#1 JAMES MADISON	W, 31-27
S17	at Appalachian State	L, 3-30
S24	DELAWARE STATE	W, 24-6
O1	at #17 South Carolina State	W, 24-23
O15	GARDNER-WEBB *	(OT) W, 34-31
O22	at Liberty *	(3OT) W, 27-21
O29	VMI *	W, 38-14
N5	at Savannah State	W, 42-16
N12	MANSFIELD	W, 71-8
N19	at Charleston Southern *	(2OT) L, 27-34

## GARDNER-WEBB (5-6, 2-2 Big South)

S3	UNION	W, 65-12
S10	BELHAVEN	W, 54-7
S24	TENNESSEE-MARTIN	L, 28-31
O1	at #6 Furman	L, 31-48
O8	#8 HAMPTON	L, 21-52
O15	at #15 Coastal Carolina *	(OT) L, 31-34
O22	at VMI *	(3OT) W, 55-52
O29	LIBERTY *	W, 21-16
N5	CHARLESTON SOUTHERN *	L, 7-38
N12	at Savannah State	W, 31-21
N19	WOFFORD	L, 42-56

## LIBERTY (1-10, 0-4 Big South)

S3	CONCORD	W, 17-6
S10	at Connecticut	L, 0-59
S17	YOUNGSTOWN STATE	L, 0-42
S24	at #16 William & Mary	L, 0-56
O1	VMI *	L, 7-10
O8	CHATTANOOGA	L, 21-24
O15	TOWSON	L, 17-38
O22	#14 COASTAL CAROLINA *(3OT)	L, 21-27
O29	at Gardner-Webb *	L, 16-21
N12	at Charleston Southern *	L, 30-31
N19	at Norfolk State	L, 17-34

## VMI (3-8, 2-2 Big South)

S3	DAVIDSON	W, 33-0
S10	#11 WILLIAM & MARY	L, 7-41
S17	at Duke	L, 14-40
S24	#10 LEHIGH	L, 26-28
O1	at Liberty *	W, 10-7
O8	CHARLESTON SOUTHERN *	W, 34-12
O15	at Wofford	L, 23-38
O22	GARDNER-WEBB *	(3OT) L, 52-55
O29	at #13 Coastal Carolina *	L, 14-38
N5	at #18 Richmond	L, 3-38
N19	THE CITADEL	L, 14-22

## BIG SOUTH

Team	W	L	PCT	PF	PA	W	L	PCT	PF	PA	Home	Road	Streak
x-Charleston Southern	3	1	.750	115	98	7	4	.636	313	303	5-2	2-2	W5
x-Coastal Carolina	3	1	.750	126	100	9	2	.818	338	220	5-0	4-2	L1
Gardner-Webb	2	2	.500	114	140	5	6	.455	386	367	3-4	2-2	L1
VMI	2	2	.500	110	112	3	8	.273	230	319	2-4	1-4	L5
Liberty	0	4	.000	74	89	1	10	.091	146	348	1-5	0-5	L10

x - Big South Co-Champions



**Offensive Player of the Year**  
Collin Drafts, QB  
Charleston Southern



**Defensive Player of the Year**  
Jada Ross, LB  
Charleston Southern



**Freshman of the Year**  
Zach Terrell, RB  
Liberty



**Coach of the Year**  
Jay Mills  
Charleston Southern



**Scholar-Athlete of the Year**  
Adam DeGraffenreid, DE  
Charleston Southern



Charleston Southern - 2005 Big South Co-Champions



## CHARLESTON SOUTHERN (9-2, 2-2 Big South)

S2	at Presbyterian	W, 21-13
S9	at The Citadel (2OT)	W, 38-35
S16	WINGATE	W, 20-17
S30	NORTH GREENVILLE	W, 20-10
O7	at Savannah State	W, 38-13
O14	EDWARD WATERS	W, 47-0
O21	VMI *	W, 27-22
O28	GEORGETOWN	W, 24-10
N4	GARDNER-WEBB *	W, 28-14
N11	at Liberty *	L, 20-34
N18	at #7 Coastal Carolina *	L, 17-31

## COASTAL CAROLINA (9-3, 4-0 Big South)

S2	ELON	L, 20-23
S9	at Wofford	W, 41-38
S16	at #17 Georgia Southern	L, 21-38
S23	SOUTH CAROLINA STATE	W, 33-14
S30	at Winston-Salem State	W, 31-12
O7	#3 FURMAN	W, 29-27
O14	at VMI *	W, 31-27
O28	LIBERTY *	W, 28-26
N4	SAVANNAH STATE	W, 66-6
N11	at Gardner-Webb *	W, 52-24
N18	#21 CHARLESTON SOUTHERN *	W, 31-17
N25	at #1 Appalachian State \$	L, 28-45

## GARDNER-WEBB (6-5, 2-2 Big South)

S2	at Jacksonville	W, 49-14
S9	TENNESSEE TECH	W, 30-26
S16	at UT-Martin	L, 9-35
S23	#2 APPALACHIAN STATE	L, 6-41
S30	at Southeastern Louisiana	W, 28-21
O14	GLENVILLE STATE	W, 31-23
O21	at Liberty *	W, 27-24
O28	VMI *	W, 35-31
N4	at #18 Charleston Southern *	L, 14-28
N11	#12 COASTAL CAROLINA *	L, 24-52
N18	#20 WOFFORD	L, 17-34

## LIBERTY (6-5, 2-2 Big South)

A31	ST. PAUL'S	W, 27-0
S9	GLENVILLE STATE	W, 31-7
S16	at Towson	L, 3-10
S23	at Savannah State	W, 28-0
S30	at Wake Forest	L, 14-34
O14	WILLIAM & MARY	L, 13-14
O21	GARDNER-WEBB *	L, 24-27
O28	at #17 Coastal Carolina *	L, 26-28
N4	WESTERN CAROLINA	W, 21-0
N11	#16 CHARLESTON SOUTHERN *	W, 34-20
N18	at VMI *	W, 38-32

## VMI (1-10, 0-4 Big South)


S2	DAVIDSON	W, 20-19
S9	at Norfolk State	L, 19-32
S16	at #8 Richmond	L, 7-58
S23	at William & Mary	L, 6-38
S30	JAMES MADISON	L, 7-45
O7	at Army	L, 7-62
O14	#19 COASTAL CAROLINA *	L, 27-31
O21	at #17 Charleston Southern *	L, 22-27
O28	at Gardner-Webb *	L, 31-35
N11	at The Citadel	L, 21-48
N18	LIBERTY *	L, 32-38

	BIG SOUTH					OVERALL							
Team	W	L	PCT	PF	PA	W	L	PCT	PF	PA	Home	Road	Streak
x-Coastal Carolina	4	0	1.000	142	94	9	3	.750	411	297	5-1	4-2	L1
Charleston Southern	2	2	.500	92	101	9	2	.818	300	199	6-0	3-2	L2
Gardner-Webb	2	2	.500	100	135	6	5	.545	270	329	3-3	3-2	L3
Liberty	2	2	.500	122	107	6	5	.545	259	172	4-2	2-3	W3
VMI	0	4	.000	112	131	1	10	.091	199	433	1-3	0-7	L10

x - Big South Champions



**Offensive Player of the Year**  
Tyler Thigpen, QB  
Coastal Carolina



**Defensive Player of the Year**  
Brian Johnston, DE  
Gardner-Webb



**Freshman of the Year**  
Tim Maypray, SB  
VMI



**Coach of the Year**  
Danny Rocco  
Liberty



**Scholar-Athlete of the Year**  
Josh Hoke, K  
Coastal Carolina



Coastal Carolina - 2006 Big South Champions

## CHARLESTON SOUTHERN (5-6, 1-3 Big South)

S1	at The Citadel	L, 14-35
S8	at #12 Wofford	L, 24-52
S15	JOHNSON C. SMITH	W, 44-20
S22	at Hawaii (#18)	L, 10-66
S29	at North Greenville	W, 46-33
O6	SAVANNAH STATE	W, 28-0
O20	LIBERTY *	L, 10-50
O27	at Gardner-Webb *	L, 25-29
N3	at VMI *	W, 37-28
N10	PRESBYTERIAN	W, 28-24
N17	COASTAL CAROLINA *	L, 2-41

## COASTAL CAROLINA (5-6, 3-1 Big South)

S1	at Delaware State	L, 18-23
S8	WINSTON-SALEM STATE	W, 28-21
S15	GEORGIA SOUTHERN	L, 34-42
S22	at #8 James Madison	L, 10-45
O6	at Furman	L, 17-27
O13	CHOWAN	W, 51-0
O20	PRESBYTERIAN (OT)	L, 34-41
O27	VMI *	W, 42-35
N3	at Liberty *	L, 24-37
N10	GARDNER-WEBB *	W, 17-14
N17	at Charleston Southern *	W, 41-2

## GARDNER-WEBB (5-6, 2-2 Big South)

S1	at Ohio	L, 14-36
S8	JACKSONVILLE	W, 27-6
S22	at Mississippi State	L, 15-31
S29	AUSTIN PEAY	W, 20-13
O6	at #5 Appalachian State	L, 7-45
O13	at #8 Wofford	L, 17-52
O20	at VMI *	W, 36-22
O27	CHARLESTON SOUTHERN *	W, 29-25
N3	SAVANNAH STATE	W, 66-0
N10	at Coastal Carolina *	L, 14-17
N17	LIBERTY *	L, 0-31

## LIBERTY (8-3, 4-0 Big South)

S1	TUSCULUM	W, 38-14
S8	SHIPPENSBURG	W, 35-14
S15	at William & Mary (2OT)	L, 41-48
S22	at Elon	L, 14-42
S29	ST. FRANCIS (Pa.)	W, 68-10
O6	at Toledo	L, 34-35
O20	at Charleston Southern *	W, 50-10
O27	PRESBYTERIAN	W, 48-14
N3	COASTAL CAROLINA *	W, 37-24
N10	VMI *	W, 73-34
N17	at Gardner-Webb *	W, 31-0

## VMI (2-9, 0-4 Big South)


S1	LOCK HAVEN	W, 20-0
S8	WILLIAM & MARY	L, 16-63
S15	at #7 James Madison	L, 17-45
S22	at Lehigh	L, 6-37
S29	at Robert Morris	W, 40-13
O13	PRESBYTERIAN	L, 21-45
O20	GARDNER-WEBB *	L, 22-36
O27	at Coastal Carolina *	L, 35-42
N3	CHARLESTON SOUTHERN *	L, 28-37
N10	at Liberty *	L, 34-73
N17	THE CITADEL	L, 28-70

	BIG SOUTH					OVERALL							
Team	W	L	PCT	PF	PA	W	L	PCT	PF	PA	Home	Road	Streak
x-Liberty	4	0	1.000	191	68	8	3	.727	469	245	6-0	2-3	W5
Coastal Carolina	3	1	.750	124	88	5	6	.455	316	287	4-2	1-4	W2
Gardner-Webb	2	2	.500	79	95	5	6	.455	245	278	4-1	1-5	L2
Charleston Southern	1	3	.250	74	148	5	6	.455	268	378	3-2	2-4	L1
VMI	0	4	.000	119	188	2	9	.182	267	461	1-5	1-4	L6


x - Big South Champions



**Offensive Player of the Year**  
Rashad Jennings, RB  
Liberty



**Defensive Player of the Year**  
Brian Johnston, DE  
Gardner-Webb



**Freshman of the Year**  
Jeffery Williams, LB  
Gardner-Webb



**Coach of the Year**  
Danny Rocco  
Liberty



**Scholar-Athlete of the Year**  
Nick Ellis, K  
Charleston Southern



Liberty - 2007 Big South Champions



Team	BIG SOUTH					OVERALL					Home	Road	Streak
	W	L	PCT	PF	PA	W	L	PCT	PF	PA			
x-Liberty	5	0	1.000	186	74	10	2	.833	404	224	6-1	4-1	W3
Stony Brook	3	2	.600	121	136	5	6	.455	274	289	3-3	2-3	W2
Charleston Southern	3	2	.600	87	93	7	5	.583	277	268	5-0	2-5	W4
Gardner-Webb	2	3	.400	106	126	5	6	.455	267	261	3-2	2-4	L2
VMI	1	4	.200	147	163	4	7	.364	378	369	4-2	0-5	W1
Coastal Carolina	1	4	.200	105	160	6	6	.500	267	289	2-4	4-2	L1
Presbyterian **	--	--	--	--	--	4	8	.333	266	416	4-2	0-6	L3

x - Big South Champions


\*\* - Presbyterian College was not eligible for the Big South football championship due to its Division I transition



Liberty - 2008 Big South Champions



**Offensive Player of the Year**  
Rashad Jennings, RB  
Liberty




**Defensive Player of the Year**  
Jeffery Williams, LB  
Gardner-Webb



**Coach of the Year**  
Danny Rocco  
Liberty



**Freshman of the Year**  
Edwin Gowins, RB  
Stony Brook



**Scholar-Athlete of the Year**  
Jacob Rochester, LB  
VMI

## CHARLESTON SOUTHERN (7-5, 3-2 Big South)

A28	at Miami (Fla.)	L, 7-52
S6	at #13 Wofford	L, 23-41
S13	at Miami (Ohio)	L, 27-38
S27	NORTH GREENVILLE	W, 27-0
O4	GARDNER-WEBB *	W, 13-10
O11	at Savannah State	W, 29-20
O18	at Stony Brook *	L, 19-20
O25	at #20 Liberty *	L, 0-42
N1	VMI *	W, 31-21
N8	PRESBYTERIAN	W, 29-18
N15	EDWARD WATERS	W, 48-6
N22	at Coastal Carolina *	W, 24-0

## COASTAL CAROLINA (6-6, 1-4 Big South)

A30	at Penn State (#22)	L, 10-66
S7	COLGATE	L, 19-23
S13	at Monmouth	W, 26-7
S20	TOWSON	W, 31-3
S27	at North Carolina A&T	W, 20-7
O4	#20 LIBERTY *	L, 38-43
O11	at VMI *	L, 20-47
O18	NORTH CAROLINA CENTRAL	W, 35-10
O25	STONY BROOK *	L, 24-28
N8	at Gardner-Webb *	W, 23-18
N15	at Presbyterian	W, 21-13
N22	CHARLESTON SOUTHERN *	L, 0-24

## GARDNER-WEBB (5-6, 2-3 Big South)

A28	at Tennessee Tech	L, 12-28
S6	TUSCULUM	W, 31-12
S13	at Austin Peay	W, 31-15
S27	SAM HOUSTON STATE	L, 33-49
O4	at Charleston Southern *	L, 10-13
O11	at Georgia Tech	L, 7-10
O18	PRESBYTERIAN	W, 47-21
O25	VMI *	W, 34-27
N1	at Stony Brook *	W, 34-33
N8	COASTAL CAROLINA *	L, 18-23
N15	at #22 Liberty *	L, 10-30

## LIBERTY (10-2, 5-0 Big South)

A30	NORTH GREENVILLE	W, 49-10
S6	GLENVILLE STATE	W, 44-27
S13	at Western Carolina	W, 19-16
S27	at #23 Youngstown State	W, 31-28
O4	at Coastal Carolina *	W, 43-38
O11	STONY BROOK *	W, 33-0
O18	LAFAYETTE	L, 21-35
O25	CHARLESTON SOUTHERN *	W, 42-0
N1	at Presbyterian	L, 28-31
N8	at VMI *	W, 38-26
N15	GARDNER-WEBB *	W, 30-10
N22	#12 ELON	W, 26-3

## PRESBYTERIAN COLLEGE (4-8)

A30	at #13 Wofford	L, 21-38
S6	FAYETTEVILLE STATE	W, 38-28
S13	at #18 Elon	L, 12-66
S20	WESTERN CAROLINA	L, 21-23
S27	at #3 Appalachian State	L, 14-48
O4	NORTH GREENVILLE	W, 22-15
O11	NORTH CAROLINA CENTRAL	W, 28-24
O18	at Gardner-Webb	L, 21-47
N1	#17 LIBERTY	W, 31-28
N8	at Charleston Southern	L, 18-29
N15	COASTAL CAROLINA	L, 13-21
N22	at VMI	L, 27-49

## STONY BROOK (5-6, 3-2 Big South)

A30	COLGATE	W, 42-26
S6	#17 ELON	L, 20-30
S13	at Maine	L, 13-28
S20	at Brown	L, 7-17
S26	HOFSTRA	L, 3-43
O11	at #15 Liberty *	L, 0-33
O18	CHARLESTON SOUTHERN *	W, 20-19
O25	at Coastal Carolina *	W, 28-24
N1	GARDNER-WEBB *	L, 33-34
N8	at Iona	W, 68-9
N15	VMI *	W, 40-26

## VMI (4-7, 1-4 Big South)

S6	ST. FRANCIS (Pa.)	W, 49-0
S13	at William & Mary	L, 17-52
S20	CHOWAN	W, 69-20
S27	at Ohio	L, 31-51
O4	#6 RICHMOND	L, 16-56
O11	COASTAL CAROLINA *	W, 47-20
O25	at Gardner-Webb *	L, 27-34
N1	at Charleston Southern *	L, 21-31
N8	#25 LIBERTY *	L, 26-38
N15	at Stony Brook *	L, 26-40
N22	PRESBYTERIAN	W, 49-27





Team	BIG SOUTH					OVERALL					Home	Road	Streak
	W	L	PCT	PF	PA	W	L	PCT	PF	PA			
x-Stony Brook	5	1	.833	182	121	6	5	.545	267	256	4-0	2-5	W1
x-Liberty	5	1	.833	271	123	8	3	.727	400	210	5-1	3-2	L1
Charleston Southern	4	2	.667	170	150	6	5	.545	268	323	4-1	2-4	W4
Coastal Carolina	3	3	.500	133	168	5	6	.455	205	280	5-0	0-6	L1
Gardner-Webb	3	3	.500	138	158	6	5	.545	305	277	3-2	3-3	W1
VMI	1	5	.167	115	179	2	9	.182	225	338	1-4	1-5	L4
Presbyterian **	0	6	.000	136	246	0	11	.000	214	441	0-5	0-6	L14

x - Big South Co-Champions

\*\* - Presbyterian College was not eligible for the Big South football championship due to its Division I transition




Stony Brook - 2009 Big South Co-Champions



**Offensive Player of the Year**  
Mike Brown, WR  
Liberty



**Defensive Player of the Year**  
Tyler Santucci, LB  
Stony Brook



**Coach of the Year**  
Chuck Priore  
Stony Brook



**Freshman of the Year**  
Matt Goods, DL  
Gardner-Webb



**Scholar-Athlete of the Year**  
Mario Brown, LB  
Gardner-Webb

### CHARLESTON SOUTHERN (6-5, 4-2 Big South)

S5	at Florida (#1)	L, 3-62
S12	at #14 Wofford	L, 14-42
S19	at South Florida	L, 0-59
S26	NORTH GREENVILLE	W, 34-0
O3	SAVANNAH STATE	W, 47-10
O17	at Gardner-Webb *	L, 20-27
O24	#23 LIBERTY *	L, 13-20
O31	at VMI *	W, 31-21
N7	at Presbyterian *	W, 46-32
N14	STONY BROOK *	(OT) W, 30-27
N21	COASTAL CAROLINA *	W, 30-23

### COASTAL CAROLINA (5-6, 3-3 Big South)

S3	at Kent State	L, 0-18
S12	MONMOUTH	W, 24-17
S19	at Towson	L, 17-21
S26	NORTH CAROLINA A&T	W, 28-7
O10	VMI *	W, 20-6
O17	at Liberty *	L, 13-58
O24	at Stony Brook *	L, 10-16
O31	at Clemson	L, 3-49
N7	GARDNER-WEBB *	W, 26-21
N14	PRESBYTERIAN *	W, 41-37
N21	at Charleston Southern *	L, 23-30

### GARDNER-WEBB (6-5, 3-3 Big South)

S5	MARS HILL	W, 58-14
S12	at Western Carolina	W, 27-20
S19	at North Carolina State	L, 14-45
O3	at VMI *	W, 27-23
O10	at Buffalo	L, 3-40
O17	CHARLESTON SOUTHERN *	W, 27-20
O24	SOUTHERN VIRGINIA	W, 65-0
O31	STONY BROOK *	L, 14-24
N7	at Coastal Carolina *	L, 21-26
N14	#16 LIBERTY *	L, 28-51
N21	at Presbyterian *	W, 21-14

### LIBERTY (8-3, 5-1 Big South)

S5	at West Virginia	L, 20-33
S12	NORTH CAROLINA CENTRAL	W, 35-10
S19	at Lafayette	W, 19-13
S26	#6 JAMES MADISON	L, 10-24
O3	WEST VIRGINIA WESLEYAN	W, 45-7
O17	COASTAL CAROLINA *	W, 58-13
O24	at Charleston Southern *	W, 20-13
O31	PRESBYTERIAN *	W, 55-19
N7	VMI *	W, 54-14
N14	at Gardner-Webb *	W, 51-28
N21	at Stony Brook *	L, 33-36

### PRESBYTERIAN COLLEGE (0-11, 0-6 Big South)

S5	at Furman	L, 21-45
S12	#10 ELON	L, 7-41
S19	CHATTANOOGA	L, 13-29
S26	at The Citadel	L, 21-46
O3	at Stony Brook *	L, 14-52
O10	at Old Dominion	L, 16-34
O24	VMI *	L, 20-31
O31	at #23 Liberty *	L, 19-55
N7	CHARLESTON SOUTHERN *	L, 32-46
N14	at Coastal Carolina *	L, 37-41
N21	GARDNER-WEBB *	L, 14-21

### STONY BROOK (6-5, 5-1 Big South)

S5	at #24 Hofstra	L, 10-17
S12	at Colgate	L, 13-23
S19	BROWN	W, 21-20
S26	at #15 Massachusetts	L, 17-44
O3	PRESBYTERIAN *	W, 52-14
O10	at North Dakota	L, 24-31
O17	at VMI *	W, 27-20
O24	COASTAL CAROLINA *	W, 16-10
O31	at Gardner-Webb *	W, 24-14
N14	at Charleston Southern *	(OT) L, 27-30
N21	#16 LIBERTY *	W, 36-33

### VMI (2-9, 1-5 Big South)

S5	ROBERT MORRIS	W, 14-13
S19	at #6 James Madison	L, 16-44
S26	at #1 Richmond	L, 28-38
O3	GARDNER-WEBB *	L, 23-27
O10	at Coastal Carolina *	L, 6-20
O17	STONY BROOK *	L, 20-27
O24	at Presbyterian *	W, 31-20
O31	CHARLESTON SOUTHERN *	L, 21-31
N7	at #16 Liberty *	L, 14-54
N14	at Army	L, 17-22
N21	OLD DOMINION	L, 35-42



Team	BIG SOUTH					OVERALL					Home	Road	Streak
	W	L	PCT	PF	PA	W	L	PCT	PF	PA			
xy-Coastal Carolina	5	1	.833	239	109	6	6	.500	380	295	3-3	3-3	L1
x-Stony Brook	5	1	.833	226	122	6	5	.545	343	282	4-1	2-4	L1
x-Liberty	5	1	.833	244	138	8	3	.727	401	222	5-0	3-3	W1
Gardner-Webb	3	3	.500	113	183	5	6	.455	214	306	3-2	2-4	W1
VMI	2	4	.333	84	138	3	8	.273	174	311	2-2	1-6	L4
Charleston Southern	1	5	.167	127	263	3	8	.273	247	457	3-3	0-5	L1
Presbyterian ^ **	0	6	.000	116	196	0	11	.000	223	373	0-5	0-6	--

*x - Big South Co-Champions*  
*y - Big South FCS Playoff automatic qualifier*  
*\*\* - Presbyterian College was not eligible for the Big South football championship due to its Division I transition*  
*^ - PC later forfeited its overall and Big South wins due to the use of a player that was declared ineligible following the season.*



Coastal Carolina - 2010 Big South Co-Champions



**Offensive Player of the Year**  
Mike Brown, QB  
Liberty



**Defensive Player of the Year**  
Andrae Jacobs, LB  
Coastal Carolina



**Coach of the Year**  
David Bennett  
Coastal Carolina



**Freshman of the Year**  
Preston Pemasa, DE  
Gardner-Webb



**Scholar-Athlete of the Year**  
Michael Coulter, QB  
Stony Brook

## CHARLESTON SOUTHERN (3-8, 1-5 Big South)

S4	NORTH GREENVILLE	W, 41-31
S11	WOFFORD	L, 23-34
S18	MARS HILL	W, 28-14
S25	at Hawai'i	L, 7-66
O9	at #24 Liberty *	L, 20-44
O16	GARDNER-WEBB *	L, 25-35
O23	VMI *	L, 16-34
O30	at Stony Brook *	L, 21-41
N6	at Kentucky	L, 21-49
N13	PRESBYTERIAN *	W, 42-39
N20	at Coastal Carolina *	L, 3-70

## COASTAL CAROLINA (6-6, 5-1 Big South)

S4	at West Virginia (#24)	L, 0-31
S11	at Towson (SOT)	L, 45-47
S18	GEORGIA SOUTHERN	L, 26-43
S25	DELAWARE STATE	W, 34-14
O2	at #11 Richmond	L, 19-41
O16	at Presbyterian *	W, 35-7
O23	STONY BROOK *	L, 28-38
O30	at Gardner-Webb *	(OT) W, 30-27
N6	at VMI *	W, 31-3
N13	#11 LIBERTY *	W, 45-31
N20	CHARLESTON SOUTHERN *	W, 70-3
N27	#21 WESTERN ILLINOIS \$	L, 10-17

## GARDNER-WEBB (5-6, 3-3 Big South)

S4	BREVARD	W, 28-14
S11	at Akron (OT)	W, 38-37
S18	WESTERN CAROLINA	L, 14-28
S25	at Sam Houston State	L, 14-30
O2	at Old Dominion	L, 7-14
O16	at Charleston Southern *	W, 35-25
O23	PRESBYTERIAN *	L, 24-26 ^
O30	COASTAL CAROLINA *	(OT) L, 27-30
N6	at #12 Liberty *	L, 14-40
N13	at Stony Brook *	L, 3-55
N20	VMI *	W, 10-7

## LIBERTY (8-3, 5-1 Big South)

S4	ST. FRANCIS (Pa.)	W, 52-7
S11	at Ball State	W, 27-23
S18	at Robert Morris	L, 23-30
S25	at #3 James Madison	L, 3-10
O2	SAVANNAH STATE	W, 52-14
O9	CHARLESTON SOUTHERN *	W, 44-20
O16	at VMI *	W, 41-7
O30	at Presbyterian *	W, 34-24
N6	GARDNER-WEBB *	W, 40-14
N13	at Coastal Carolina *	L, 31-45
N20	STONY BROOK *	W, 54-28

## PRESBYTERIAN COLLEGE (0-11, 0-6 Big South)

S2	at Wake Forest	L, 13-53
S11	at Clemson	L, 21-58
S18	at The Citadel	L, 14-26
S25	NORTH GREENVILLE	L, 17-34
O2	at VMI *	L, 13-24
O16	COASTAL CAROLINA *	L, 7-35
O23	at Gardner-Webb *	W, 26-24 ^
O30	#12 LIBERTY *	L, 24-34
N6	STONY BROOK *	L, 7-37
N13	at Charleston Southern *	L, 39-42
N20	DAVIDSON	W, 42-6 ^

## STONY BROOK (6-5, 5-1 Big South)

S4	at South Florida	L, 14-59
S11	AMERICAN INTERNATIONAL	W, 31-14
S18	at Brown (2OT)	L, 30-33
S25	#9 MASSACHUSETTS	L, 21-26
O9	VMI *	W, 27-9
O16	at Lafayette	L, 21-28
O23	at Coastal Carolina *	W, 38-28
O30	CHARLESTON SOUTHERN *	W, 41-21
N6	at Presbyterian *	W, 37-7
N13	GARDNER-WEBB *	W, 55-3
N20	at #18 Liberty *	L, 28-54

## VMI (3-8, 2-4 Big South)

S4	LOCK HAVEN	W, 48-6
S11	at #11 William & Mary	L, 0-45
S25	at Virginia	L, 7-48
O2	PRESBYTERIAN *	W, 24-13
O9	at Stony Brook *	L, 9-27
O16	#19 LIBERTY *	L, 7-41
O23	at Charleston Southern *	W, 34-16
O30	at Army	L, 7-29
N6	COASTAL CAROLINA *	L, 3-31
N13	at Old Dominion	L, 28-45
N20	at Gardner-Webb *	L, 7-10





Team	BIG SOUTH					OVERALL					Home	Road	Streak
	W	L	PCT	PF	PA	W	L	PCT	PF	PA			
x-Stony Brook	6	0	1.000	293	128	9	4	.692	494	303	6-1	3-3	L1
Liberty	5	1	.833	231	138	7	4	.636	395	242	5-1	2-3	L1
Coastal Carolina	3	3	.500	145	187	7	4	.636	271	307	4-1	3-3	W3
Presbyterian **	3	3	.500	163	118	4	7	.364	276	346	4-1	0-6	W2
VMI	2	4	.333	113	192	2	9	.182	187	351	2-3	0-6	W1
Gardner-Webb	2	3	.333	109	201	4	7	.364	199	350	3-2	1-5	L2
Charleston Southern	0	6	.000	123	213	0	11	.000	186	440	0-5	0-6	L12

x - Big South Champions

\*\* - Presbyterian College was not eligible for the Big South football championship due to its Division I transition




Stony Brook - 2011 Big South Champions



**Offensive Player of the Year**  
Miguel Maysonet, RB  
Stony Brook



**Defensive Player of the Year**  
Justin Bethel, DB  
Presbyterian College



**Coach of the Year**  
Chuck Priore  
Stony Brook



**Freshman of the Year**  
Donelle Williams, LB  
Presbyterian College



**Scholar-Athlete of the Year**  
Marcus Lott, S  
Coastal Carolina

## CHARLESTON SOUTHERN (0-11, 0-6 Big South)

S3	at UCF	L, 0-62
S10	at Florida State (#4/5)	L, 10-62
S17	at Jacksonville	L, 30-37
S24	NORFOLK STATE	L, 3-33
O1	WESLEY COLLEGE	L, 20-32
O15	at VMI *	L, 17-21
O22	LIBERTY *	L, 16-38
O29	at Gardner-Webb *	L, 7-14
N5	STONY BROOK *	L, 31-50
N12	COASTAL CAROLINA *	L, 38-45
N19	at Presbyterian *	L, 14-45

## COASTAL CAROLINA (7-4, 3-3 Big South)

S3	FURMAN	W, 30-23
S10	CATAWBA	W, 20-3
S17	at Georgia	L, 0-59
S24	at North Carolina A&T	W, 31-14
O8	VMI *	W, 34-10
O15	at Liberty *	L, 27-63
O22	GARDNER-WEBB *	L, 24-26
O29	at Stony Brook *	L, 0-42
N5	PRESBYTERIAN *	W, 15-8
N12	at Charleston Southern *	W, 45-38
N19	at Western Carolina	W, 45-21

## GARDNER-WEBB (4-7, 2-4 Big South)

S3	BREVARD	W, 34-17
S10	at Ohio	L, 3-30
S17	at Wake Forest	L, 5-48
O1	at Samford	L, 14-41
O8	LIBERTY *	L, 3-35
O15	at Presbyterian *	L, 14-28
O22	at Coastal Carolina *	W, 26-24
O29	CHARLESTON SOUTHERN *	W, 14-7
N3	VIRGINIA STATE	W, 34-13
N12	STONY BROOK *	L, 28-76
N19	at VMI *	L, 24-31

## LIBERTY (7-4, 5-1 Big South)

S3	at North Carolina State	L, 21-43
S10	ROBERT MORRIS	W, 38-7
S17	#13/14 JAMES MADISON	L, 24-27
S24	at #15/16 Lehigh	L, 24-27
O1	KENTUCKY WESLEYAN	W, 57-0
O8	at Gardner-Webb *	W, 35-3
O15	#20 COASTAL CAROLINA *	W, 63-27
O22	at Charleston Southern *	W, 38-16
O29	PRESBYTERIAN * (2OT)	W, 27-20
N5	VMI *	W, 37-31
N19	at Stony Brook *	L, 31-41

## PRESBYTERIAN COLLEGE (4-7, 3-3 Big South)

S3	#8/8 WOFFORD	L, 28-35
S10	NORTH GREENVILLE	W, 38-21
S17	at California ^	L, 12-63
S24	at Furman	L, 21-62
O8	at Stony Brook *	L, 24-42
O15	GARDNER-WEBB *	W, 28-14
O22	at #1 Georgia Southern	L, 14-48
O29	at #23 Liberty * (2OT)	L, 20-27
N5	at Coastal Carolina *	L, 8-15
N12	VMI *	W, 38-6
N19	CHARLESTON SOUTHERN *	W, 45-14

^ - at AT&T Park - San Francisco, Calif.

## STONY BROOK (9-4, 6-0 Big South)

S3	at UTEP	(OT) L, 24-31
S10	at Buffalo	L, 7-35
S17	BROWN	L, 20-21
S24	LAFAYETTE	W, 37-20
O8	PRESBYTERIAN *	W, 42-24
O15	SAINT ANSELM	W, 55-6
O22	at VMI *	W, 42-14
O29	COASTAL CAROLINA *	W, 42-0
N5	at Charleston Southern *	W, 50-31
N12	at Gardner-Webb *	W, 76-28
N19	#16/16 LIBERTY *	W, 41-31
N26	ALBANY \$	W, 31-28
D3	at #1/1 Sam Houston State \$	L, 27-34

## VMI (2-9, 2-4 Big South)

S3	DELAWARE STATE	L, 21-24
S10	#5/5 WILLIAM & MARY	L, 7-24
S17	at #6/9 Richmond	L, 19-34
S24	at Akron	L, 13-36
O8	at #24 Coastal Carolina *	L, 10-34
O15	CHARLESTON SOUTHERN *	W, 21-17
O22	STONY BROOK *	L, 14-42
O29	at The Citadel	L, 14-41
N5	at #22/22 Liberty *	L, 31-37
N12	at Presbyterian *	L, 6-38
N19	GARDNER-WEBB *	W, 31-24




Team	BIG SOUTH					OVERALL					Home	Road	Streak
	W	L	PCT	PF	PA	W	L	PCT	PF	PA			
xy-Coastal Carolina	5	1	.833	252	106	8	5	.615	446	369	3-2	5-3	L1
x-Liberty	5	1	.833	197	118	6	5	.545	299	244	4-2	2-3	W3
x-Stony Brook	5	1	.833	232	90	10	3	.769	460	202	7-0	3-3	L1
Charleston Southern	3	3	.500	130	161	5	6	.455	219	312	4-1	1-5	L1
Gardner-Webb	2	4	.333	147	188	3	8	.273	225	389	3-3	0-5	W1
VMI	1	5	.167	66	189	2	9	.182	133	338	2-4	0-5	L6
Presbyterian College	0	6	.000	74	246	2	9	.182	171	417	1-4	1-5	L6

*x - Big South Co-Champions*  
*y - Big South FCS Playoff automatic qualifier*



Coastal Carolina - 2012 Big South Co-Champions




**Offensive Player of the Year**  
Miguel Maysonet, RB  
Stony Brook



**Defensive Player of the Year**  
Quinn Backus, LB  
Coastal Carolina



**Coach of the Year**  
Joe Moglia  
Coastal Carolina



**Freshman of the Year**  
Josh Woodrum, QB  
Liberty



**Scholar-Athlete of the Year**  
Pat Kelly, WR  
Liberty

## CHARLESTON SOUTHERN (5-6, 3-3 Big South)

S1	at The Citadel	L, 14-49
S8	JACKSONVILLE	L, 10-31
S15	at Illinois	L, 0-44
S22	at Shorter	W, 23-20
O6	at #13/13 Stony Brook *	L, 7-49
O13	VMI *	W, 32-14
O20	PRESBYTERIAN *	W, 31-21
O27	EDWARD WATERS	W, 42-7
N3	at Liberty *	L, 12-26
N10	GARDNER-WEBB *	W, 28-10
N17	at Coastal Carolina *	L, 20-41

## COASTAL CAROLINA (8-5, 5-1 Big South)

S1	NORTH CAROLINA A&T	W, 29-13
S8	at Furman (3OT)	W, 47-45
S15	#20/25 EASTERN KENTUCKY	L, 17-35
S22	at Toledo	L, 28-38
S29	at #16/17 Appalachian State	L, 14-55
O13	#11/11 STONY BROOK *	L, 21-27
O20	at VMI *	W, 34-7
O27	LIBERTY *	W, 36-12
N3	at Gardner-Webb *	W, 55-33
N10	at Presbyterian *	W, 65-7
N17	CHARLESTON SOUTHERN *	W, 41-20
N24	at #22/22 Bethune-Cookman \$	W, 24-14
D1	at #3/3 Old Dominion \$	L, 35-63

## GARDNER-WEBB (3-8, 2-4 Big South)

S1	#10/13 WOFFORD	L, 7-34
S8	at Richmond	L, 8-41
S15	SAMFORD	L, 23-44
S22	at Pittsburgh	L, 10-55
O6	at Liberty *	L, 35-42
O13	MIDAMERICA NAZARENE	W, 30-28
O20	at #10/10 Stony Brook *	L, 10-41
O27	VMI *	W, 38-7
N3	COASTAL CAROLINA *	L, 33-55
N10	at Charleston Southern *	L, 10-28
N17	PRESBYTERIAN *	W, 21-15

## LIBERTY (6-5, 5-1 Big South)

S1	at Wake Forest	L, 17-20
S8	#24 NORFOLK STATE	L, 24-31
S15	at #12/14 Montana	L, 14-34
S22	#13/16 LEHIGH	L, 26-28
O6	GARDNER-WEBB *	W, 42-35
O13	at Presbyterian *	W, 56-7
O20	CONCORD	W, 21-13
O27	at Coastal Carolina *	L, 12-36
N3	CHARLESTON SOUTHERN *	W, 26-12
N10	#6/8 STONY BROOK *	W, 28-14
N17	at VMI *	W, 33-14

## PRESBYTERIAN COLLEGE (2-9, 0-6 Big South)

S1	BREVARD	W, 45-10
S8	at Georgia Tech	L, 3-59
S15	at Vanderbilt	L, 0-58
S22	FURMAN	L, 21-31
S29	at Davidson	W, 28-13
O6	at VMI *	L, 7-17
O13	LIBERTY *	L, 7-56
O20	at Charleston Southern *	L, 21-31
O27	#9/10 STONY BROOK *	L, 17-56
N10	COASTAL CAROLINA *	L, 7-65
N17	at Gardner-Webb *	L, 15-21

## STONY BROOK (10-3, 5-1 Big South)

S1	CENTRAL CONNECTICUT STATE	W, 49-17
S8	PACE	W, 77-7
S15	at Syracuse	L, 17-28
S22	COLGATE	W, 32-31
S29	at Army	W, 23-3
O6	CHARLESTON SOUTHERN *	W, 49-7
O13	at Coastal Carolina *	W, 27-21
O20	GARDNER-WEBB *	W, 41-10
O27	at Presbyterian *	W, 56-17
N3	VMI *	W, 45-7
N10	at Liberty *	L, 14-28
N24	#14/18 VILLANOVA \$	W, 20-10
D1	at #2/2 Montana State \$	L, 10-16

## VMI (2-9, 1-5 Big South)

S1	at Delaware State	L, 10-17
S8	CHOWAN	W, 24-17
S15	RICHMOND	L, 6-47
S22	at Navy	L, 3-41
O6	PRESBYTERIAN *	W, 17-7
O13	at Charleston Southern *	L, 14-32
O20	COASTAL CAROLINA *	L, 7-34
O27	at Gardner-Webb *	L, 7-38
N3	at #9/9 Stony Brook *	L, 7-45
N10	THE CITADEL	L, 24-27
N17	LIBERTY *	L, 14-33






Team	BIG SOUTH					OVERALL					Home	Road	Streak
	W	L	PCT	PF	PA	W	L	PCT	PF	PA			
xy-Coastal Carolina	4	1	.800	235	130	12	3	.800	615	457	7-0	5-3	L1
x-Liberty	4	1	.800	184	90	8	4	.667	447	211	6-1	2-3	W5
Charleston Southern	3	2	.600	107	142	10	3	.769	313	303	4-1	6-2	L2
Gardner-Webb	2	3	.400	63	116	7	5	.583	263	276	5-1	2-4	W2
Presbyterian College	1	4	.200	105	163	3	8	.273	258	358	3-3	0-5	L4
VMI	1	4	.200	113	166	2	10	.167	235	416	2-4	0-6	L2

x - Big South Co-Champions  
y - Big South FCS Playoff automatic qualifier



Coastal Carolina - 2013 Big South Co-Champions



**Offensive Player of the Year**  
Lorenzo Taliaferro, RB  
Coastal Carolina




**Defensive Player of the Year**  
Quinn Backus, LB  
Coastal Carolina



**Coach of the Year**  
Jamey Chadwell  
Charleston Southern



**Special Teams  
Player of the Year**  
LaDarius Hawthorne  
Coastal Carolina



**Freshman of the Year**  
Daniel Croghan III, QB  
Charleston Southern



**Scholar-Athlete of the Year**  
Scott Hyland, LB  
Liberty

## CHARLESTON SOUTHERN (10-3, 3-2 Big South)

A31	at The Citadel	W, 32-29
S7	SHORTER	W, 23-15
S14	at Campbell	W, 30-10
S21	at Norfolk State	W, 20-12
S28	at Appalachian State	W, 27-24
O5	NORTH GREENVILLE	W, 28-14
O12	at VMI *	W, 25-17
O19	at Colorado	L, 10-43
O26	CHARLOTTE	W, 36-14
N2	at Presbyterian *	W, 27-16
N9	#3/5 COASTAL CAROLINA *	W, 31-26
N16	at Gardner-Webb *	L, 10-27
N23	LIBERTY *	L, 14-56

## COASTAL CAROLINA (12-3, 4-1 Big South)

A31	at South Carolina State	W, 27-20
S7	FURMAN	W, 35-28
S14	at #25 Eastern Kentucky	W, 51-32
S21	HAMPTON	W, 50-17
S28	at Elon	W, 53-28
O12	GARDNER-WEBB *	W, 42-7
O19	at Liberty * (2OT)	W, 55-52
O26	VMI *	W, 66-27
N2	CHARLOTTE	W, 50-25
N9	at #16/18 Charleston Southern *	L, 26-31
N16	PRESBYTERIAN *	W, 46-13
N23	at South Carolina (#11/12)	L, 10-70
N30	#12/12 BETHUNE-COOKMAN \$	W, 48-24
D7	at #4/5 Montana \$	W, 42-35
D14	at #1/1 North Dakota State \$	L, 14-48

## GARDNER-WEBB (7-5, 2-3 Big South)

A31	FURMAN	W, 28-21
S7	at Marshall	L, 0-55
S14	#11/15 RICHMOND	W, 12-10
S21	at #8/10 Wofford	W, 3-0
S28	POINT	W, 55-7
O5	at Charlotte	L, 51-53
O12	at #6/8 Coastal Carolina *	L, 7-42
O26	LIBERTY *	L, 0-24
N2	WARNER	W, 51-14
N9	at VMI *	L, 9-27
N16	#12/13 CHARLESTON SOUTHERN *	W, 27-10
N23	at Presbyterian *	W, 20-13

## LIBERTY (8-4, 4-1 Big South)

A29	at Kent State	L, 10-17
S7	MONMOUTH	W, 45-15
S14	MORGAN STATE	W, 38-10
S21	at #20/23 Richmond	L, 21-30
S28	KENTUCKY WESLEYAN	W, 73-7
O5	at Old Dominion	L, 17-21
O19	#4/6 COASTAL CAROLINA * (2OT)	L, 52-55
O26	at Gardner-Webb *	W, 24-0
N2	VMI *	W, 17-7
N9	PRESBYTERIAN *	W, 35-14
N16	BREVARD	W, 59-21
N23	at #16/18 Charleston Southern *	W, 56-14

## PRESBYTERIAN COLLEGE (3-8, 1-4 Big South)

A29	at Wake Forest	L, 7-31
S7	BREVARD	W, 42-24
S14	at Furman	L, 20-21
S28	CHARLOTTE	L, 21-45
O5	at #15/17 Wofford	L, 14-55
O19	VMI *	W, 49-35
O26	POINT	W, 49-19
N2	#18/24 CHARLESTON SOUTHERN *	L, 16-27
N9	at Liberty *	L, 14-35
N16	at #9/11 Coastal Carolina *	L, 13-46
N23	GARDNER-WEBB *	L, 13-20

## VMI (2-10, 1-4 Big South)

A31	at #14/15 Richmond	L, 0-34
S7	GLENVILLE STATE	W, 34-27
S14	NORTH GREENVILLE	L, 24-37
S21	at Virginia	L, 0-49
S28	ROBERT MORRIS (2OT)	L, 31-37
O12	#25 CHARLESTON SOUTHERN *	L, 17-25
O19	at Presbyterian *	L, 35-49
O26	at #3/6 Coastal Carolina *	L, 27-66
N2	at Liberty *	L, 7-17
N9	GARDNER-WEBB *	W, 27-9
N16	at The Citadel	L, 10-31
N23	BUCKNELL	L, 23-35



Team	BIG SOUTH					OVERALL					Home	Road	Streak
	W	L	PCT	PF	PA	W	L	PCT	PF	PA			
xy-Liberty	4	1	.800	147	83	9	5	.643	448	373	4-2	5-3	L1
x-Coastal Carolina	4	1	.800	187	100	12	2	.857	522	274	5-1	7-1	L1
Presbyterian College	3	2	.600	74	90	6	5	.545	175	270	4-2	2-3	W1
Charleston Southern	3	2	.600	134	100	8	4	.667	361	264	5-1	3-3	L1
Monmouth	1	4	.200	88	146	6	5	.545	322	282	4-1	2-4	W1
Gardner-Webb	0	5	.000	50	161	4	8	.333	225	335	3-2	1-6	L5

x - Big South Co-Champions  
y - Big South FCS Playoff automatic qualifier



Liberty - 2014 Big South Co-Champions



**Offensive**  
**Player of the Year**  
Alex Ross, QB  
Coastal Carolina



**Defensive**  
**Player of the Year**  
Quinn Backus, LB  
Coastal Carolina



**Co-Coach of the Year**  
Harold Nichols, Presbyterian College  
Joe Moglia, Coastal Carolina



**Special Teams**  
**Player of the Year**  
John Lunsford, PK  
Liberty



**Freshman**  
**of the Year**  
Mike Basile, DB  
Monmouth



**Scholar-Athlete**  
**of the Year**  
Mitch Hanson, OL  
Liberty

## CHARLESTON SOUTHERN (8-4, 3-2 Big South)

A28	POINT	W, 61-9
S6	NEWBERRY	W, 16-10
S11	CAMPBELL	W, 34-10
S20	THE CITADEL	W, 20-18
S27	at Charlotte	(OT) W, 47-41
O11	at Vanderbilt	L, 20-21
O18	PRESBYTERIAN *	L, 3-7
O25	at #3/4 Coastal Carolina *	L, 22-43
N1	at Monmouth *	W, 27-0
N8	GARDNER-WEBB *	W, 44-14
N15	at Liberty *	W, 38-36
N22	at Georgia (#9/10)	L, 9-55

## COASTAL CAROLINA (12-2, 4-1 Big South)

A30	at The Citadel	W, 31-16
S6	at North Carolina A&T	W, 31-30
S13	SOUTH CAROLINA STATE	W, 30-3
S20	at Florida A&M	W, 48-3
S27	ELON	W, 31-3
O4	at Furman	(2OT) W, 37-31
O11	at Presbyterian *	W, 40-28
O25	CHARLESTON SOUTHERN *	W, 43-22
N1	at Gardner-Webb *	W, 38-14
N8	at Charlotte	W, 59-34
N15	MONMOUTH *	W, 52-21
N22	LIBERTY *	L, 14-15
D6	#16/18 RICHMOND \$	W, 36-15
D13	at #2/3 North Dakota State \$	L, 32-39

## GARDNER-WEBB (4-8, 0-5 Big South)

A30	at #18/21 Furman	L, 3-13
S6	at Wake Forest	L, 7-23
S13	VIRGINIA-LYNCHBURG	W, 34-0
S20	WOFFORD	W, 43-36
S27	at The Citadel	L, 14-37
O4	CHARLOTTE	W, 27-24
O18	at VMI	(2OT) W, 47-41
O25	at Liberty *	L, 0-34
N1	#2/3 COASTAL CAROLINA *	L, 14-38
N8	at Charleston Southern *	L, 14-44
N15	PRESBYTERIAN *	L, 7-14
N22	at Monmouth *	L, 15-31

## LIBERTY (9-5, 4-1 Big South)

A30	at North Carolina (#23)	L, 29-56
S6	at Norfolk State	W, 17-0
S13	BREVARD	W, 56-31
S20	#25 BRYANT	W, 38-21
S27	at Indiana State	L, 19-38
O4	#20/21 RICHMOND	(2OT) L, 39-46
O11	at Appalachian State	(OT) W, 55-48
O25	GARDNER-WEBB *	W, 34-0
N1	at Presbyterian *	W, 28-7
N8	MONMOUTH *	W, 34-24
N15	CHARLESTON SOUTHERN *	L, 36-38
N22	at #1/2 Coastal Carolina *	W, 15-14
N29	at #15/15 James Madison \$	W, 26-21
D6	at #5/5 Villanova \$	L, 22-29

## MONMOUTH (6-5, 1-4 Big South)

A30	DELAWARE STATE	W, 52-21
S13	WAGNER	W, 21-16
S20	at Duquesne	L, 21-30
S27	at Lehigh	W, 28-21
O4	at Robert Morris	W, 51-20
O11	COLUMBIA	W, 61-28
O25	at Presbyterian *	L, 12-18
N1	CHARLESTON SOUTHERN *	L, 0-27
N8	at Liberty *	L, 24-34
N15	at #1/2 Coastal Carolina *	L, 21-52
N22	GARDNER-WEBB *	W, 31-15

## PRESBYTERIAN COLLEGE (6-5, 3-2 Big South)

A28	at Northern Illinois	L, 3-55
S6	BLUEFIELD	W, 69-14
S13	#12/12 FURMAN	W, 10-7
S20	at North Carolina State	L, 0-42
O4	WESTERN CAROLINA	W, 19-14
O11	#3/3 COASTAL CAROLINA *	L, 28-40
O18	at #22/23 Charleston Southern *	W, 7-3
O25	MONMOUTH *	W, 18-12
N1	LIBERTY *	L, 7-28
N8	at Mississippi	L, 0-48
N15	at Gardner-Webb *	W, 14-7





Team	BIG SOUTH					OVERALL					Home	Road	Streak
	W	L	PCT	PF	PA	W	L	PCT	PF	PA			
x-Charleston Southern	6	0	1.000	173	76	10	3	.769	368	282	6-0	4-3	L1
Coastal Carolina	4	2	.667	184	107	9	3	.750	421	241	6-1	3-2	L2
Monmouth	3	3	.500	107	125	5	6	.455	226	277	3-2	2-4	W2
Liberty	3	3	.500	151	154	6	5	.545	285	296	5-0	1-5	W1
Kennesaw State	2	4	.333	103	152	6	5	.545	318	233	5-1	1-4	L3
Gardner-Webb	2	4	.333	64	145	4	7	.364	141	227	3-3	1-4	L1
Presbyterian College	1	5	.167	77	96	2	9	.182	138	223	2-3	0-6	W1

x - Big South Champions



Charleston Southern - 2015 Big South Champions



**Offensive Player of the Year**  
DeAngelo Henderson, RB  
Coastal Carolina



**Defensive Player of the Year**  
Chima Uzowihe, DE  
Liberty



**Coach of the Year**  
Jamey Chadwell  
Charleston Southern



**Special Teams  
Player of the Year**  
Devin Brown  
Coastal Carolina



**Freshman of the Year**  
Solomon Brown, LB  
Charleston Southern



**Scholar-Athlete of the Year**  
Alex Ross, QB  
Coastal Carolina

### CHARLESTON SOUTHERN (10-3, 6-0 Big South)

S3	NORTH GREENVILLE	W, 41-14
S12	at Troy	L, 16-44
S17	EAST TENNESSEE STATE	W, 47-7
S26	at The Citadel	W, 33-20
O10	MONMOUTH *	W, 37-7
O17	at Presbyterian *	W, 10-7
O24	at Gardner-Webb *	W, 34-0
O31	#1/2 COASTAL CAROLINA *	W, 33-25
N7	at Kennesaw State *	W, 28-14
N14	LIBERTY *	W, 31-24
N21	at Alabama (#2/3/3)	L, 6-56
D5	#18/18 THE CITADEL \$	W, 14-6
D11	at #1/1 Jacksonville State \$	L, 38-58

### COASTAL CAROLINA (9-3, 4-2 Big South)

S5	at Furman	W, 38-35
S12	at South Carolina State	W, 41-14
S19	WESTERN ILLINOIS	W, 34-27
S26	BRYANT	W, 31-17
O3	ALABAMA A&M	W, 55-0
O10	PRESBYTERIAN *	W, 24-17
O24	at Monmouth *	W, 23-20
O31	at #19/24 Charleston Southern *	L, 25-33
N7	GARDNER-WEBB *	W, 46-0
N14	KENNESAW STATE *	W, 45-13
N19	at Liberty *	L, 21-24
N28	#18/18 THE CITADEL \$	L, 38-41

### GARDNER-WEBB (4-7, 2-4 Big South)

S5	at South Alabama	L, 23-33
S12	ELON	(3OT) L, 13-21
S19	VIRGINIA UNION	W, 13-9
S26	at Wofford	L, 0-16
O10	#15/15 LIBERTY *	W, 34-20
O17	at Kennesaw State *	L, 7-12
O24	#20 CHARLESTON SOUTHERN *	L, 0-34
O31	at Presbyterian *	W, 14-10
N7	at #8/8 Coastal Carolina *	L, 0-46
N14	EAST TENNESSEE STATE	W, 28-3
N21	MONMOUTH *	L, 9-23

### KENNESAW STATE (6-5, 2-4 Big South)

S3	at East Tennessee State	W, 56-16
S12	EDWARD WATERS	W, 58-7
S19	SHORTER	W, 18-10
S26	at Dayton	L, 27-31
O10	POINT	W, 56-17
O17	GARDNER-WEBB *	W, 12-7
O24	at Liberty *	L, 35-45
O31	MONMOUTH *	W, 23-13
N7	#13/15 CHARLESTON SO. *	L, 14-28
N14	at #4/4 Coastal Carolina *	L, 13-45
N21	at Presbyterian *	L, 6-14

### LIBERTY (6-5, 3-3 Big South)

S5	DELAWARE STATE	W, 32-13
S12	at West Virginia	L, 17-41
S19	#7/8 MONTANA	W, 31-21
S26	at Southern Illinois	L, 13-34
O3	at Georgia State	W, 41-33
O10	at Gardner-Webb *	L, 20-34
O17	at Monmouth *	(OT) L, 17-20
O24	KENNESAW STATE *	W, 45-35
N7	PRESBYTERIAN *	W, 21-13
N14	at #8/11 Charleston Southern *	L, 24-31
N19	#4/4 COASTAL CAROLINA *	W, 24-21

### MONMOUTH (5-6, 3-3 Big South)

S5	HOLY CROSS	L, 19-27
S12	at Central Michigan	L, 10-31
S19	at Wagner	W, 31-16
S26	at #16/16 Fordham	L, 31-54
O3	BRYANT	W, 31-24
O10	at Charleston Southern *	L, 7-37
O17	#22/22 LIBERTY *	(OT) W, 20-17
O24	#1/2 COASTAL CAROLINA *	L, 20-23
O31	at Kennesaw State	L, 13-23
N14	PRESBYTERIAN *	W, 21-16
N21	at Gardner-Webb *	W, 23-9

### PRESBYTERIAN (2-9, 1-5 Big South)

S5	at Miami (Ohio)	L, 7-26
S12	at Charlotte	L, 10-34
S19	CAMPBELL	W, 23-13
S26	#8/9 CHATTANOOGA	L, 0-21
O3	at Western Carolina	L, 21-33
O10	at #1/2 Coastal Carolina *	L, 17-24
O17	#23 CHARLESTON SOUTHERN *	L, 7-10
O31	GARDNER-WEBB *	L, 10-14
N7	at Liberty *	L, 13-21
N14	at Monmouth *	L, 16-21
N21	KENNESAW STATE *	W, 14-6



Team	BIG SOUTH					OVERALL					Home	Road	Streak
	W	L	PCT	PF	PA	W	L	PCT	PF	PA			
xy-Charleston Southern	4	1	.800	159	60	7	4	.636	363	251	4-1	3-3	L1
x-Liberty	4	1	.800	153	117	6	5	.545	302	286	4-2	2-3	L2
Kennesaw State	3	2	.600	169	130	8	3	.727	428	239	4-2	4-1	L1
Gardner-Webb	3	2	.600	134	116	5	6	.455	276	251	3-3	2-3	W2
Presbyterian College	1	4	.200	33	136	2	9	.182	98	340	1-3	1-6	L5
Monmouth	0	5	.000	98	187	4	7	.364	280	361	1-2	3-5	L5

x - Big South Co-Champions  
y - Big South FCS Playoff automatic qualifier



Charleston Southern - 2016 Big South Co-Champs



**Offensive Player of the Year**  
Tyrell Maxwell, QB  
Gardner-Webb



**Defensive Player of the Year**  
Anthony Ellis, DL  
Charleston Southern



**Coach of the Year**  
Jamey Chadwell  
Charleston Southern



**Special Teams  
Player of the Year**  
Darius Hammond  
Charleston Southern



**Freshman of the Year**  
Jaylan Foster, DB  
Gardner-Webb



**Scholar-Athlete of the Year**  
Lucas Holder, OL  
Liberty

## CHARLESTON SOUTHERN (7-4, 4-1 Big South)

A27	at #1/1 North Dakota State	(OT) L, 17-24
S3	KENTUCKY STATE	W, 57-7
S10	at Florida State (#3/3)	L, 8-52
S24	at Monmouth *	W, 35-7
O1	at #14 Coastal Carolina	(2OT) W, 59-58
O22	PRESBYTERIAN *	W, 38-3
O29	BUCKNELL	W, 49-28
N5	GARDNER-WEBB *	L, 10-17
N12	at #24/25 Liberty *	W, 48-26
N19	#22 KENNESAW STATE *	W, 28-7
N26	at #19/19 Wofford \$	L, 14-15

## GARDNER-WEBB (5-6, 3-2 Big South)

S3	at Elon	W, 31-6
S10	at Western Carolina	L, 14-44
S17	#15/15 THE CITADEL	L, 24-31
S24	at Ohio	L, 21-37
O1	BENEDICT	W, 45-0
O8	PRESBYTERIAN *	W, 24-3
O15	#16 COASTAL CAROLINA	L, 7-17
O22	KENNESAW STATE *	L, 39-47
O29	at Liberty *	(OT) L, 20-23
N5	at #8/9 Charleston Southern *	W, 17-10
N19	MONMOUTH *	(OT) W, 34-33

## KENNESAW STATE (8-3, 3-2 Big South)

S3	EAST TENNESSEE STATE	(2OT) L, 17-20
S10	POINT	W, 49-3
S24	at Duquesne	W, 36-28
O1	at Furman	W, 52-42
O8	MISSOURI S&T	W, 49-16
O15	LIBERTY *	L, 21-36
O22	at Gardner-Webb *	W, 47-39
O29	at Monmouth *	W, 49-17
N5	CLARK ATLANTA	W, 56-0
N12	PRESBYTERIAN *	W, 45-10
N19	at #13/14 Charleston Southern *	L, 7-28

## LIBERTY (6-5, 4-1 Big South)

S3	at Virginia Tech	L, 13-36
S10	JACKSONVILLE	W, 55-7
S17	at SMU	L, 14-29
S24	#3/4 JACKSONVILLE STATE	L, 19-48
O1	ROBERT MORRIS	W, 41-7
O15	at Kennesaw State *	W, 36-21
O22	MONMOUTH *	W, 52-28
O29	GARDNER-WEBB *	(OT) W, 23-20
N5	at Presbyterian *	W, 16-0
N12	#14/14 CHARLESTON SOUTHERN *	L, 26-48
N17	at #16 Coastal Carolina	L, 7-42

## MONMOUTH (4-7, 0-5 Big South)

S3	at Lehigh	W, 23-21
S10	at Delaware State	W, 34-20
S17	at Kent State	L, 7-27
S24	#11/12 CHARLESTON SOUTHERN *	L, 7-35
O1	FORDHAM	(OT) W, 42-41
O8	at Howard	W, 59-27
O13	at Presbyterian *	L, 13-17
O22	at Liberty *	L, 28-52
O29	KENNESAW STATE *	L, 17-49
N5	at #18 Coastal Carolina	L, 17-38
N19	at Gardner-Webb *	(OT) L, 33-34

## PRESBYTERIAN (2-9, 1-4 Big South)

S1	at Central Michigan	L, 3-49
S10	at #6/6 Chattanooga	L, 0-34
S17	at Campbell	W, 31-14
S24	FLORIDA TECH	L, 7-28
O8	at Gardner-Webb *	L, 3-24
O13	MONMOUTH *	W, 17-13
O22	at #9/9 Charleston Southern *	L, 3-38
O29	#18 COASTAL CAROLINA	L, 17-48
N5	LIBERTY *	L, 0-16
N12	at Kennesaw State *	L, 10-45
N19	at South Alabama	L, 7-31





Team	BIG SOUTH					OVERALL					Home	Road	Streak
	W	L	PCT	PF	PA	W	L	PCT	PF	PA			
x-Kennesaw State	5	0	1.000	177	52	12	2	.857	421	217	7-0	5-2	L1
Monmouth	4	1	.800	183	146	9	3	.750	394	331	5-0	4-3	L2
Charleston Southern	3	2	.600	57	89	6	5	.545	250	218	4-1	2-4	W1
Presbyterian College	1	4	.200	80	145	4	7	.364	182	325	4-4	0-3	W1
Gardner-Webb	0	5	.000	64	132	1	10	.091	177	311	1-4	0-6	L6
Liberty ^	2	3	.400	166	163	6	5	.545	358	334	4-2	2-3	L1

x - Big South Champions

^ - Ineligible for Big South Championship & FCS Playoffs due to transition to FBS



Kennesaw State - 2017 Big South Champions



**Offensive Player of the Year**  
**Scholar-Athlete of the Year**  
Chandler Burks, QB  
Kennesaw State




**Co-Defensive Players of the Year**  
Anthony Ellis, DL, Charleston Southern  
Mike Basile, S, Monmouth



**Coach of the Year**  
Brian Bohannon  
Kennesaw State



**Special Teams**  
**Player of the Year**  
Justin Thompson  
Kennesaw State



**Co-Freshmen of the Year**  
Bryson Armstrong, LB, Kennesaw State  
Pete Guerriero, RB, Monmouth



### CHARLESTON SOUTHERN (6-5, 3-2 Big South)

S2	at Mississippi State	L, 0-49
S16	at Elon	L, 17-19
S23	POINT	W, 66-0
S30	MISSISSIPPI VALLEY STATE	W, 58-7
O7	at Indiana	L, 0-27
O14	at Presbyterian *	W, 7-0
O21	SAVANNAH STATE	W, 52-27
O28	MONMOUTH *	L, 20-23
N4	at Gardner-Webb *	W, 10-9
N11	at #23/23 Kennesaw State *	L, 0-38
N18	LIBERTY *	W, 20-19

### GARDNER-WEBB (1-10, 0-5 Big South)

S2	#25 NORTH CAROLINA A&T	L, 3-45
S9	at Wyoming	L, 0-27
S16	WESTERN CAROLINA	L, 27-42
S23	at #9/9 Wofford	L, 24-27
O7	SHORTER	W, 42-14
O14	at #25 N.C. Central	L, 17-24
O21	at Kennesaw State *	L, 3-17
O28	LIBERTY *	L, 17-33
N4	CHARLESTON SOUTHERN *	L, 9-10
N11	at #22 Monmouth *	L, 14-41
N18	at Presbyterian *	L, 21-31

### KENNESAW STATE (12-2, 5-0 Big South)

A31	at #19/19 Samford	L, 23-28
S9	TENNESSEE TECH	W, 27-14
S16	at Alabama State	W, 20-14
S30	NORTH GREENVILLE	W, 38-34
O7	TEXAS SOUTHERN	W, 48-3
O14	at Liberty *	W, 42-28
O21	GARDNER-WEBB *	W, 17-3
O28	at Presbyterian *	W, 28-0
N4	at Montana State	W, 16-14
N11	CHARLESTON SOUTHERN *	W, 38-0
N18	#22 MONMOUTH *	W, 52-21
N25	#14/14 SAMFORD \$	W, 28-17
D2	at #2/2 Jacksonville State \$	W, 17-7
D9	at #5/5 Sam Houston State \$	L, 27-34

### LIBERTY (6-5, 2-3 Big South)

S2	at Baylor	W, 48-45
S9	MOREHEAD STATE	W, 58-17
S16	INDIANA STATE	W, 42-41
S23	at #5/7 Jacksonville State	L, 10-31
S30	ST. FRANCIS (Pa.)	L, 7-13
O14	KENNESAW STATE *	L, 28-42
O21	at Monmouth *	L, 39-56
O28	at Gardner-Webb *	W, 33-17
N4	DUQUESNE	W, 27-24
N11	PRESBYTERIAN *	W, 47-28

### MONMOUTH (9-3, 4-1 Big South)

S2	LAFAYETTE	W, 31-12
S9	#19/19 LEHIGH	W, 46-27
S16	at Albany	L, 14-28
S23	at Hampton	(OT) W, 30-23
S30	at Bucknell	W, 35-13
O7	at Holy Cross	W, 48-36
O21	LIBERTY *	W, 56-39
O28	at Charleston Southern *	W, 23-20
N4	PRESBYTERIAN *	W, 42-21
N11	GARDNER-WEBB *	W, 41-14
N18	at #21/22 Kennesaw State *	L, 21-52
N25	at #20/21 Northern Iowa \$	L, 7-46

### PRESBYTERIAN (4-7, 1-4 Big South)

A31	at Wake Forest	L, 7-51
S9	#13/14 THE CITADEL	L, 7-48
S16	CAMPBELL	W, 28-16
S23	CUMBERLAND	W, 27-20
S30	#7/7 WOFFORD	L, 7-31
O7	ST. FRANCIS (Pa.)	W, 26-14
O14	CHARLESTON SOUTHERN *	L, 0-7
O28	KENNESAW STATE *	L, 0-28
N4	at #24 Monmouth *	L, 21-42
N11	at Liberty *	L, 28-47
N18	GARDNER-WEBB *	W, 31-21



## BIG SOUTH FCS DIVISION I NON-CONFERENCE OPPONENT HISTORY (2018 OPPONENTS IN BOLD CAPS)

FCS OPPONENT	FCS CONFERENCE	RECORD	SERIES BREAKDOWN
Alabama A&M	Mid-Eastern Athletic	1-0	Coastal Carolina (1-0)
<b>ALABAMA STATE</b>	<b>Southwestern Athletic</b>	<b>1-0</b>	<b>KENNESAW STATE (1-0)</b>
Albany	Northeast	1-1	Stony Brook (1-0), Monmouth (0-1)
Appalachian State	Southern	1-7	Liberty (0-1), Coastal Carolina (0-3), Gardner-Webb (0-2), Presbyterian (0-1), Charleston Southern (1-0)
<b>AUSTIN PEAY</b>	<b>Pioneer/Ohio Valley</b>	<b>3-0</b>	VMI (1-0), Gardner-Webb (2-0)
Bethune-Cookman	Mid-Eastern Athletic	2-0	Coastal Carolina (2-0)
Brown	Ivy	1-3	Stony Brook (1-3)
Bryant	Northeast	3-0	Coastal Carolina (1-0), Liberty (1-0), Monmouth (1-0)
<b>BUCKNELL</b>	<b>Patriot</b>	<b>2-1</b>	VMI (0-1), Charleston Southern (1-0), <b>MONMOUTH (1-0)</b>
Campbell	Pioneer	5-0	Charleston Southern (2-0), Presbyterian (3-0)
Central Connecticut State	Northeast	1-0	Stony Brook (1-0)
Charlotte	FCS Independent	5-2	Charleston Southern (2-0), Coastal Carolina (2-0), Gardner-Webb (1-1), Presbyterian (0-1)
Chattanooga	Southern	3-4	Gardner-Webb (2-0), Liberty (1-1), Presbyterian (0-3)
Coastal Carolina	FCS Independent	1-4	Charleston Southern (1-0), Gardner-Webb (0-1), Liberty (0-1), Monmouth (0-1), Presbyterian (0-1)
Colgate	Patriot	2-2	Stony Brook (2-1), Coastal Carolina (0-1)
Columbia	Ivy	1-0	Monmouth (1-0)
Davidson	Pioneer	6-1	Coastal Carolina (2-0), VMI (3-0), Presbyterian (1-1)
Dayton	Pioneer	0-1	Kennesaw State (0-1)
Delaware State	Mid-Eastern Athletic	5-3	Coastal Carolina (2-1), Liberty (1-0), Monmouth (2-0), VMI (0-2)
Duquesne	Northeast	2-1	Monmouth (0-1), Kennesaw State (1-0), Liberty (1-0)
<b>EAST TENNESSEE STATE</b>	<b>Southern/Independent</b>	<b>4-3</b>	Charleston Southern (1-0), <b>GARDNER-WEBB (2-0)</b> , Elon (0-1), Kennesaw State (1-1), Liberty (0-1)
Eastern Kentucky	Ohio Valley	1-2	Liberty (0-1), Coastal Carolina (1-1)
<b>ELON</b>	<b>Southern/Colonial</b>	<b>6-7</b>	Liberty (2-1), Gardner-Webb (1-1), Coastal Carolina (3-1), Stony Brook (0-1), Presbyterian (0-2), <b>CHARLESTON SOUTHERN (0-1)</b>
Florida A&M	Mid-Eastern Athletic	1-0	Coastal Carolina (1-0)
Florida Atlantic	FCS Independent	0-1	Gardner-Webb (0-1)
Florida International	FCS Independent	3-0	Gardner-Webb (2-0), Elon (1-0)
Fordham	Patriot	1-1	Monmouth (1-1)
Furman	Southern	9-10	Elon (0-1), Gardner-Webb (1-4), Coastal Carolina (6-1), Presbyterian (1-4), Kennesaw State (1-0)
<b>GEORGETOWN</b>	<b>Patriot</b>	<b>2-1</b>	VMI (1-1), Charleston Southern (1-0)
Georgia Southern	Southern	0-5	Gardner-Webb (0-1), Coastal Carolina (0-3), Presbyterian (0-1)
<b>HAMPTON</b>	<b>Mid-Eastern Athletic</b>	<b>2-2</b>	Gardner-Webb (0-2), Coastal Carolina (1-0), <b>MONMOUTH (1-0)</b>
Hofstra	Atlantic 10/Colonial	1-4	Elon (0-1), Liberty (1-1), Stony Brook (0-2)
Holy Cross	Patriot	1-1	Monmouth (1-1)
Howard	Mid-Eastern Athletic	1-2	Charleston Southern (0-2), Monmouth (1-0)
Indiana State	Missouri Valley	1-1	Liberty (1-1)
Iona	FCS Independent	1-0	Stony Brook (1-0)
Jacksonville	Pioneer	6-4	Charleston Southern (2-3), Coastal Carolina (1-1), Gardner-Webb (2-0), Liberty (1-0)
<b>JACKSONVILLE STATE</b>	<b>Ohio Valley</b>	<b>1-3</b>	Charleston Southern (0-1), Liberty (0-2), <b>KENNESAW STATE (1-0)</b>
James Madison	Atlantic 10/Colonial	2-10	Charleston Southern (0-1), Liberty (1-4), VMI (0-4), Coastal Carolina (1-1)
<b>LAFAYETTE</b>	<b>Patriot</b>	<b>3-2</b>	Liberty (1-1), Stony Brook (1-1), <b>MONMOUTH (1-0)</b>
Lehigh	Patriot	3-5	Liberty (0-3), VMI (0-2), Monmouth (3-0)
Maine	Colonial	0-1	Stony Brook (0-1)
Massachusetts	Colonial	0-2	Stony Brook (0-2)
Mississippi Valley State	Southwestern Athletics	1-0	Charleston Southern (1-0)
Monmouth	Northeast/FCS Ind.	3-0	Coastal Carolina (2-0), Liberty (1-0)
Montana	Big Sky	2-1	Liberty (1-1), Coastal Carolina (1-0)
Montana State	Big Sky	1-2	Gardner-Webb (0-1), Stony Brook (0-1), Kennesaw State (1-0)
Morehead State	Pioneer	2-1	Coastal Carolina (1-1), Liberty (1-0)
Morgan State	Mid-Eastern Athletic	3-0	Gardner-Webb (2-0), Liberty (1-0)
Norfolk State	Mid-Eastern Athletic	4-4	Liberty (2-2), VMI (1-1), Charleston Southern (1-1)
<b>NORTH CAROLINA A&amp;T</b>	<b>Mid-Eastern Athletic</b>	<b>5-2</b>	Elon (0-1), Coastal Carolina (5-0), <b>GARDNER-WEBB (0-1)</b>
N.C. Central	FCS Reclassifying/MEAC	3-1	Presbyterian (1-0), Coastal Carolina (1-0), Liberty (1-0), Gardner-Webb (0-1)
North Dakota	FCS Reclassifying	0-1	Stony Brook (0-1)
North Dakota State	Missouri Valley	0-3	Coastal Carolina (0-2), Charleston Southern (0-1)
Northern Iowa	Missouri Valley	0-1	Monmouth (0-1)
Northwestern State	Southland	0-1	Elon (0-1)
Old Dominion	FCS Ind./Colonial	0-5	Presbyterian (0-1), VMI (0-2), Gardner-Webb (0-1), Coastal Carolina (0-1)
Presbyterian	FCS Reclassifying	6-3	Charleston Southern (2-0), Liberty (1-1), VMI (1-1), Coastal Carolina (1-1), Gardner-Webb (1-0)
Richmond	Atlantic 10/Colonial	2-13	VMI (0-9), Coastal Carolina (1-1), Gardner-Webb (1-1), Liberty (0-2)
Robert Morris	Northeast	5-2	VMI (2-1), Liberty (2-1), Monmouth (1-0)
<b>SAMFORD</b>	<b>Southern</b>	<b>1-3</b>	Gardner-Webb (0-2), <b>KENNESAW STATE (1-1)</b>
Sam Houston State	Southland	0-4	Gardner-Webb (0-2), Stony Brook (0-1), Kennesaw State (0-1)
<b>SAVANNAH STATE</b>	<b>FCS Ind./MEAC</b>	<b>15-0</b>	<b>CHARLESTON SOUTHERN (7-0)</b> , Gardner-Webb (3-0), Coastal Carolina (4-0), Liberty (2-0)
South Carolina State	Mid-Eastern Athletic	5-0	Coastal Carolina (5-0)
Southern Illinois	Missouri Valley	0-1	Liberty (0-1)



## BIG SOUTH FCS DIVISION I NON-CONFERENCE OPPONENT HISTORY (2018 OPPONENTS IN BOLD CAPS)

FCS OPPONENT	FCS CONFERENCE	RECORD	SERIES BREAKDOWN
Southeastern Louisiana	Southland	2-0	Gardner-Webb (2-0)
St. Francis (Pa.)	Northeast	4-1	Liberty (2-0), VMI (1-0), Liberty (0-1), Presbyterian (1-0)
Tennessee-Martin	Ohio Valley	1-2	Gardner-Webb (1-2)
<b>TENNESSEE TECH</b>	<b>Ohio Valley</b>	<b>2-3</b>	Gardner-Webb (1-2), VMI (0-1), <b>KENNESAW STATE (1-0)</b>
Texas Southern	Southwestern Athletic	1-0	Kennesaw State (1-0)
<b>THE CITADEL</b>	<b>Southern</b>	<b>6-18</b>	<b>CHARLESTON SOUTHERN (5-5)</b> , VMI (0-7), Presbyterian (0-3), Coastal Carolina (1-1), Gardner-Webb (0-2)
Towson	Atlantic 10/Colonial	1-4	Liberty (0-2), Coastal Carolina (1-2)
Villanova	Colonial	1-1	Stony Brook (1-0), Liberty (0-1)
VMI	Southern	1-2	Charleston Southern (0-1), Liberty (0-1), Gardner-Webb (1-0)
<b>WAGNER</b>	<b>Northeast</b>	<b>2-0</b>	<b>MONMOUTH (2-0)</b>
<b>WESTERN CAROLINA</b>	<b>Southern</b>	<b>6-7</b>	Liberty (2-1), <b>GARDNER-WEBB (2-4)</b> , Presbyterian (1-2), Coastal Carolina (1-0)
Western Illinois	Missouri Valley	1-1	Coastal Carolina (1-1)
William & Mary	Atlantic 10/Colonial	0-12	VMI (0-8), Liberty (0-4)
Winston-Salem State	FCS Reclassifying	2-0	Coastal Carolina (2-0)
<b>WOFFORD</b>	<b>Southern</b>	<b>3-19</b>	Elon (0-1), <b>GARDNER-WEBB (2-7)</b> , VMI (0-2), Coastal Carolina (1-0), Charleston Southern (0-5), <b>PRESBYTERIAN (0-4)</b>
Youngstown State	Gateway/Missouri Valley	1-3	Liberty (1-3)

*Note: Opponents and conferences are since Big South football began in 2002, and are listed based on FCS membership affiliation at time of competition.*

# BIG SOUTH FCS PLAYOFF HISTORY



The Big South Conference made its first appearance in the FCS Playoffs in 2006 when Coastal Carolina received an at-large bid into the 16-team field. The league secured an automatic bid starting in 2010, and has enjoyed great success since -- including three consecutive trips to the Quarterfinals from 2013-15 and four overall. The Big South has received multiple bids four times in the eight years as an AQ conference, has earned two national seeds and associated byes, and has advanced in the postseason eight times in its 13 total appearances. The conference enters the 2018 campaign with a 10-13 all-time record in the postseason. Below is a look at the league's all-time year-by-year playoff history:

## 2006 - COASTAL CAROLINA (At-Large)

Nov. 25 at (1) Appalachian State L, 28-45 1st Round

## 2010 - COASTAL CAROLINA (Automatic Qualifier)

Nov. 27 (21) WESTERN ILLINOIS L, 10-17 1st Round

## 2011 - STONY BROOK (Automatic Qualifier)

Nov. 26 ALBANY W, 31-28 1st Round  
Dec. 3 at (1) Sam Houston State L, 27-34 2nd Round

## 2012 - COASTAL CAROLINA (Automatic Qualifier)

Nov. 24 at (22) Bethune-Cookman W, 24-14 1st Round  
Dec. 1 at (3) Old Dominion L, 35-63 2nd Round

## STONY BROOK (At-Large)

Nov. 24 (14/18) VILLANOVA W, 20-10 1st Round  
Dec. 1 at (2) Montana State L, 10-18 2nd Round

## 2013 - COASTAL CAROLINA (Automatic Qualifier)

Nov. 30 (12) BETHUNE-COOKMAN W, 48-24 1st Round  
Dec. 7 at (4/5) Montana W, 42-35 2nd Round  
Dec. 14 at (1) North Dakota State L, 14-48 Quarterfinals

## 2014 - LIBERTY (Automatic Qualifier)

Nov. 29 at (15) James Madison W, 26-21 1st Round  
Dec. 6 at (5) Villanova L, 22-29 2nd Round

## COASTAL CAROLINA (At-Large - #7 National Seed)

Dec. 6 (16/18) RICHMOND W, 36-15 2nd Round  
Dec. 13 at (2/3) North Dakota State L, 32-39 Quarterfinals

## 2015 - CHARLESTON SOUTHERN (Automatic Qualifier - #8 National Seed)

Dec. 5 (18/18) THE CITADEL W, 14-6 2nd Round  
Dec. 11 at (1/1) Jacksonville State L, 38-58 Quarterfinals

## COASTAL CAROLINA (At-Large)

Nov. 28 (18/18) THE CITADEL L, 38-41 1st Round

## 2016 - CHARLESTON SOUTHERN (Automatic Qualifier)

Nov. 26 at (19/19) Wofford L, 14-15 1st Round

## 2017 - KENNESAW STATE (Automatic Qualifier)

Nov. 25 (14/14) SAMFORD W, 28-17 1st Round  
Dec. 2 at (2/2) Jacksonville State W, 17-7 2nd Round  
Dec. 9 at (5/5) Sam Houston State L, 27-34 Quarterfinals

## MONMOUTH (At-Large)

Nov. 25 at (20/21) Northern Iowa L, 7-46 1st Round

SCHOOL	APPEARANCES	YEARS	AQ	AL	W-L	H	A	BEST FINISH
Coastal Carolina	6	2006-10-12-13-14-15	3	3	4-6	2-2	2-4	Quarterfinals (twice)
Stony Brook	2	2011-12	1	1	2-2	2-0	0-2	2nd Round (twice)
Charleston Southern	2	2015-16	2	--	1-2	1-0	0-2	Quarterfinals
Kennesaw State	1	2017	1	--	2-1	1-0	1-1	Quarterfinals
Liberty	1	2014	1	--	1-1	--	1-1	2nd Round
Monmouth	1	2017	--	1	0-1	--	0-1	1st Round
<b>BIG SOUTH TOTAL</b>	<b>13</b>		<b>8</b>	<b>5</b>	<b>10-13</b>	<b>6-2</b>	<b>4-11</b>	<b>QUARTERFINALS (four times)</b>

HEAD-TO-HEAD CONFERENCE BREAKDOWN						
Conference	Overall	1st Rd	2nd Rd	QF	Streak	
Colonial Athletic	3-2	2-0	1-2	--	L1	
Mid-Eastern Athletic	2-0	2-0	--	--	W2	
Southern	2-3	1-3	1-0	--	W1	
Northeast	1-0	1-0	--	--	W1	
Big Sky	1-1	--	1-1	--	W1	
Ohio Valley	1-1	--	1-0	0-1	W1	
Southland	0-2	--	0-1	0-1	L2	
Missouri Valley	0-4	0-2	--	0-2	L4	
<b>BIG SOUTH TOTAL</b>	<b>10-13</b>	<b>6-5</b>	<b>4-4</b>	<b>0-4</b>	<b>L1</b>	





Nov. 25, 2006  
**#13 COASTAL CAROLINA at #1 APPALACHIAN STATE**  
 NCAA Division I Playoffs - First Round  
 Kidd Brewer Stadium - Boone, N.C.  
 Attendance: 16,223

Score by Quarters	1	2	3	4	Score
Coastal Carolina	0	0	13	15	28
Appalachian State	17	14	7	7	45

#### Scoring Summary

1st Quarter		CCU-ASU	
12:36	ASU	Caldwell 13-yd pass from Edwards (Rauch kick)	0-7 7-80, 2:17 TOP
7:26	ASU	Rauch 33-yd field goal	0-10 9-48, 2:56 TOP
4:42	ASU	Wilson 29-yd pass from Edwards (Rauch kick)	0-17 3-43, 1:19 TOP

#### 2nd Quarter

12:24	ASU	Richardson 6-yd run (Rauch kick)	0-24 10-68, 4:04 TOP
0:15	ASU	Courman 36-yd pass from Edwards (Rauch kick)	0-31 5-66, 0:41 TOP

#### 3rd Quarter

11:50	CCU	Thigpen 1-yd run (Hoke kick)	7-31 8-82, 2:58 TOP
4:52	CCU	Simpson 14-yd pass from Thigpen (Thigpen pass failed)	13-31 7-77, 2:19 TOP
1:27	ASU	Edwards 15-yd run (Rauch kick)	13-38 8-70, 3:11 TOP

#### 4th Quarter

12:28	CCU	Parks 9-yd pass from Thigpen (Hoke kick)	20-38 11-80, 3:49 TOP
1:12	ASU	Edwards 1-yd run (Rauch kick)	20-45 9-66, 5:23 TOP
0:20	CCU	Simpson 36-yd pass from Thigpen (Perkins rush)	28-45 5-71, 0:41 TOP



Nov. 27, 2010  
**#21 WESTERN ILLINOIS at COASTAL CAROLINA**  
 FCS Playoffs - First Round  
 Brooks Stadium - Conway, S.C.  
 Attendance: 4,556

Score by Quarters	1	2	3	4	Score
Western Illinois	0	10	0	7	17
Coastal Carolina	0	0	7	3	10

#### Scoring Summary

2nd Quarter		WIU-CCU	
12:55	WIU	Barr 1-yd run (Smith kick)	7-0 5-92, 1:42 TOP
9:00	WIU	Smith 38-yd field goal	10-0 8-59, 3:08 TOP

#### 3rd Quarter

4:36	CCU	Davenport 17-yd interception return (Durham kick)	10-7
------	-----	---	------

#### 4th Quarter

4:38	CCU	Durham 34-yd field goal	10-10 10-60, 5:16 TOP
------	-----	-------------------------	--------------------------

1:50	WIU	Barr 5-yd run (Smith kick)	17-10 9-81, 2:44 TOP
------	-----	----------------------------	-------------------------



Nov. 26, 2011  
**ALBANY at #24 STONY BROOK**  
 FCS Playoffs - First Round  
 LaValle Stadium - Stony Brook, N.Y.  
 Attendance: 8,286

Score by Quarters	1	2	3	4	Score
Albany	7	14	7	0	28
Stony Brook	0	10	14	7	31

#### Scoring Summary

1st Quarter		UA-SBU	
0:20	UA	Smith 1-yd run (Glass kick)	7-0 10-69, 3:38 TOP

#### 2nd Quarter

14:47	UA	Parker 21-yd blocked punt return (Glass kick)	14-0
9:04	SBU	Skiffington 39-yd field goal	14-3 11-38, 5:43 TOP
5:44	SBU	Brevi 11-yd pass from Essington (Skiffington kick)	14-10 5-50, 1:48 TOP
0:11	UA	King 44-yd pass from Di Lella (Glass kick)	21-10 4-78, 0:28 TOP

#### 3rd Quarter

13:25	UA	Kirchner 43-yd pass from Smith (Glass kick)	28-10 4-75, 1:28 TOP
4:10	SBU	Jackolski 6-yd run (Skiffington kick)	28-17 11-80, 5:41 TOP
1:16	SBU	Jackolski 55-yd pass from Essington (Skiffington kick)	28-24 2-53, 0:49 TOP

#### 4th Quarter

12:40	SBU	Jackolski 11-yd run (Skiffington kick)	28-31 6-80, 2:36 TOP
-------	-----	--	-------------------------





**Dec. 3, 2011**  
**#22 STONY BROOK at #1 SAM HOUSTON STATE**  
**FCS Playoffs - Second Round**  
**Bowers Stadium - Huntsville, Texas**  
**Attendance: 8,161**

<u>Score by Quarters</u>	1	2	3	4	<u>Score</u>
Stony Brook	0	10	0	17	27
Sam Houston State	3	0	14	17	34

**Scoring Summary**

<u>1st Quarter</u>	<u>SBU-SHSU</u>
4:17 SHSU Alaniz 28-yd field goal	0-3
	7-13, 3:04 TOP

<u>2nd Quarter</u>	
8:52 SBU Brevi 37-yd pass from Essington (Skiffington kick)	7-3 3-63, 1:20 TOP
4:23 SBU Skiffington 32-yd field goal	10-3 5-64, 1:25 TOP

<u>3rd Quarter</u>	
7:25 SHSU Sincere 5-yd pass from Bell (Alaniz kick)	10-10 5-42, 2:30 TOP
2:15 SHSU Bell 5-yd run (Alaniz kick)	10-17 8-57, 3:44 TOP

<u>4th Quarter</u>	
14:57 SBU Skiffington 21-yd field goal	13-17 7-82, 2:11 TOP
10:37 SHSU Alaniz 31-yd field goal	13-20 7-57, 4:12 TOP
8:56 SBU Norrell 3-yd pass from Essington (Skiffington kick)	20-20 8-79, 1:35 TOP
8:45 SHSU Diller 80-yd pass from Bell (Alaniz kick)	20-27 1-80, 0:11 TOP
6:37 SBU Jackolski 2-yd run (Skiffington kick)	27-27 6-73, 2:02 TOP
1:01 SHSU Flanders 7-yd run (Alaniz kick)	27-34 10-83, 5:32 TOP



**Nov. 24, 2012**  
**COASTAL CAROLINA at #22 BETHUNE-COOKMAN**  
**FCS Playoffs - First Round**  
**Municipal Stadium - Daytona Beach, Fla.**  
**Attendance: 5,465**

<u>Score by Quarters</u>	1	2	3	4	<u>Score</u>
Coastal Carolina	0	17	0	7	24
Bethune-Cookman	0	0	0	14	14

**Scoring Summary**

<u>2nd Quarter</u>	<u>CCU-BCU</u>
13:50 CCU Whitener 14-yd run (Catron kick)	7-0 6-75, 2:07 TOP
7:23 CCU Hazel 3-yd pass from Hillary (Catron kick)	14-0 9-58, 3:49 TOP
3:05 CCU Catron 35-yd field goal	17-0 5-25, 2:41 TOP

<u>4th Quarter</u>	
10:26 CCU Houston 68-yd interception return (Catron kick)	24-0 24-8
6:44 BCU Blackwell 74-yd pass from Williams (Stroud pass from Williams)2-77, 0:49 TOP	24-8 24-14
1:22 BCU Jackson 10-yd run (Williams pass failed)	24-14 6-80, 1:34 TOP



**Nov. 24, 2012**  
**#14/18 VILLANOVA at #10/11 STONY BROOK**  
**FCS Playoffs - First Round**  
**LaValle Stadium - Stony Brook, N.Y.**  
**Attendance: 4,905**

<u>Score by Quarters</u>	1	2	3	4	<u>Score</u>
Villanova	0	0	3	7	10
Stony Brook	0	14	3	3	20

**Scoring Summary**

<u>2nd Quarter</u>	<u>VU-SBU</u>
14:17 SBU Maysonet 1-yd run (Skiffington kick)	0-7 21-98, 12:43 TOP
3:13 SBU Maysonet 14-yd run (Skiffington kick)	0-14 4-85, 1:54 TOP

<u>3rd Quarter</u>	
7:59 VU Hamilton 41-yd field goal	3-14 6-33, 2:18 TOP
2:23 SBU Skiffington 37-yd field goal	3-17 9-58, 5:30 TOP

<u>4th Quarter</u>	
13:33 SBU Skiffington 29-yd field goal	3-20 7-13, 3:50 TOP
6:57 VU Robertson 21-yd run (Hamilton kick)	10-20 10-72, 3:34 TOP







Dec. 1, 2012  
**COASTAL CAROLINA at #3 OLD DOMINION**  
**FCS Playoffs - Second Round**  
**S.B. Ballard Stadium - Norfolk, Va.**  
**Attendance: 20,068**

Score by Quarters	1	2	3	4	Score
Coastal Carolina	7	14	14	0	35
Old Dominion	14	14	14	21	63

#### Scoring Summary

1st Quarter		CCU-ODU	
11:48	CCU	Hillary 3-yd run	7-0
		(Catron kick)	7-71, 3:12 TOP
8:16	ODU	Roberts 2-yd pass from Heinicke	7-7
		(Brown kick)	9-56, 3:25 TOP
1:01	ODU	Heinicke 7-yd run	7-14
		(Brown kick)	14-92, 5:07 TOP

#### 2nd Quarter

12:22	ODU	Heinicke 8-yd run	7-21
		(Brown kick)	8-48, 2:31 TOP
9:39	CCU	Hazel 14-yd pass from Hillary	14-21
		(Catron kick)	9-81, 2:38 TOP
4:34	CCU	Hazel 1-yd pass from Hillary	21-21
		(Catron kick)	10-80, 4:06 TOP
3:29	ODU	Roberts 35-yd pass from Heinicke	21-28
		(Brown kick)	3-66, 0:57 TOP

#### 3rd Quarter

12:39	ODU	Pinkard 50-yd pass from Heinicke	21-35
		(Brown kick)	6-69, 2:21 TOP
6:28	CCU	Bennett 11-yd pass from Hillary	28-35
		(Catron kick)	15-76, 6:06 TOP
3:00	CCU	Small 18-yd run	35-35
		(Catron kick)	5-45, 2:16 TOP
1:01	ODU	Pinkard 6-yd pass from Heinicke	35-42
		(Brown kick)	6-74, 1:52 TOP

#### 4th Quarter

14:50	ODU	Pinkard 73-yd pass from Heinicke	35-49
		(Brown kick)	3-75, 0:49 TOP
11:01	ODU	Mayers 13-yd pass from Heinicke	35-56
		(Brown kick)	6-50, 1:46 TOP
6:37	ODU	Goodwyn 5-yd run	35-63
		(Brown kick)	9-86, 3:09 TOP



Dec. 1, 2012  
**#10/11 STONY BROOK at #2 MONTANA STATE**  
**FCS Playoffs - Second Round**  
**Bobcat Stadium - Bozeman, Mont.**  
**Attendance: 15,257**

Score by Quarters	1	2	3	4	Score
Stony Brook	0	3	0	7	10
Montana State	7	3	3	3	16

#### Scoring Summary

1st Quarter		SBU-MSU	
0:33	MSU	Bleskin 69-yd pass from McGhee	0-7
		(Haluszka kick)	4-80, 1:35 TOP

#### 2nd Quarter

12:26	SBU	Skiffington 38-yd field goal	3-7
			6-54, 3:07 TOP
4:49	MSU	Perez 48-yd field goal	3-10
			8-46, 3:16 TOP

#### 3rd Quarter

11:33	MSU	Perez 21-yd field goal	3-13
			7-65, 2:11 TOP

#### 4th Quarter

11:53	SBU	Norrell 4-yd pass from Essington	10-13
		(Skiffington kick)	5-60, 2:57
9:04	MSU	Perez 45-yd field goal	10-16
			5-27, 2:49 TOP



Nov. 30, 2013  
**#12 BETHUNE-COOKMAN at #11 COASTAL CAROLINA**  
**FCS Playoffs - First Round**  
**Brooks Stadium - Conway, S.C.**  
**Attendance: 3,007**

Score by Quarters	1	2	3	4	Score
Bethune-Cookman	3	7	0	14	24
Coastal Carolina	21	6	7	14	48

#### Scoring Summary

1st Quarter		BCU-CCU	
9:55	CCU	Blanks 19-yd pass from Ross	0-7
		(Catron kick)	7-62, 2:06 TOP
8:17	CCU	McClure 39-yd fumble recovery	0-14
		(Catron kick)	
3:05	BCU	Cagle 23-yd field goal	3-14
			11-58, 5:12 TOP
0:40	CCU	Hazel 36-yd pass from Ross	3-21
		(Catron kick)	7-82, 2:19 TOP

#### 2nd Quarter

12:22	BCU	Williams 4-yd run	10-21
		(Cagle kick)	8-72, 3:11 TOP
7:25	CCU	Taliaferro 8-yd run	10-27
		(Catron kick blocked)	4-57, 1:11 TOP

#### 3rd Quarter

4:39	CCU	Israel 23-yd pass from Ross	10-34
		(Catron kick)	4-53, 1:48 TOP

#### 4th Quarter

14:28	CCU	Hazel 21-yd pass from Ross	10-41
		(Catron kick)	6-61, 2:27 TOP
8:29	BCU	Poole 16-yd pass from Waters	18-41
		(Waters rush)	14-84, 5:53 TOP
5:26	BCU	Waters 27-yd run	24-41
		(Waters pass failed)	2-59, 0:25 TOP
4:53	CCU	Small 17-yd run	24-48
		(Granger kick)	2-46, 0:30 TOP







Dec. 7, 2013  
**#11 COASTAL CAROLINA at #4/5 MONTANA**  
**FCS Playoffs - Second Round**  
**Washington-Grizzly - Missoula, Mont.**  
**Attendance: 17,345**

Score by Quarters	1	2	3	4	Score
Coastal Carolina	14	21	7	0	42
Montana	14	0	7	14	35

#### Scoring Summary

1st Quarter		CCU-MT	
11:18	MT	Van 1-yrd run	0-7 (Worst kick)
			6-84, 2:02 TOP
9:51	CCU	Bennett 86-yd pass from Ross	7-7 (Catron kick)
			3-94, 1:24 TOP
5:16	MT	Naccarato 15-yd pass from Johnson	7-14 (Worst kick)
			11-74, 4:30 TOP
1:52	CCU	Taliaferro 5-yd run	14-14 (Catron kick)
			9-56, 3:17 TOP

#### 2nd Quarter

6:06	CCU	Mastromatteo 14-yd pass from Ross	21-14 (Catron kick)
			12-69, 4:56 TOP
3:08	CCU	Mastromatteo 20-yd pass from Ross	28-14 (Catron kick)
			4-56, 1:22 TOP
0:31	CCU	Henderson 9-yd run	35-14 (Catron kick)
			5-35, 1:39 TOP

#### 3rd Quarter

11:16	MT	Jones 5-yd pass from Johnson	35-21 (Worst kick)
			10-75, 3:44 TOP
9:33	CCU	Taliaferro 51-yd run	42-21 (Catron kick)
			4-76, 1:38 TOP

#### 4th Quarter

8:43	MT	Saylor 9-yd pass from Johnson	42-28 (Worst kick)
			13-94, 3:37 TOP
5:03	MT	Jones 72-yd pass from Johnson	42-35 (Worst kick)
			3-72, 0:21 TOP



Dec. 14, 2013  
**#11 COASTAL CAROLINA at #1 NORTH DAKOTA STATE**  
**FCS Playoffs - Quarterfinals**  
**Gate City Bank Field - Fargo, N.D.**  
**Attendance: 18,219**

Score by Quarters	1	2	3	4	Score
Coastal Carolina	0	7	0	0	14
North Dakota State	17	17	0	14	48

#### Scoring Summary

1st Quarter		CCU-NDSU	
10:15	NDSU	Keller 27-yd field goal	0-3 8-71, 3:48 TOP
6:16	NDSU	Ojuri 73-yd run	0-10 (Keller kick)
			5-87, 2:06 TOP
3:38	NDSU	Jensen 10-yd run	0-17 (Keller kick)
			3-54, 1:11 TOP

#### 2nd Quarter

9:23	NDSU	Jensen 1-yd run	0-24 (Keller kick)
			8-67, 3:52 TOP
2:46	NDSU	Ojuri 4-yd run	0-31 (Keller kick)
			11-49, 5:38
0:30	CCU	Taliaferro 3-yd run	7-31 (Catron kick)
			7-76, 2:13 TOP
0:00	NDSU	Keller 48-yd field goal	7-34 3-29, 0:22 TOP

#### 3rd Quarter

8:17	CCU	Hazel 20-yd pass from Ross	14-34 (Catron kick)
			7-89, 3:21 TOP

#### 4th Quarter

14:53	NDSU	Vraa 31-yd pass from Jensen	14-41 (Keller kick)
			7-79, 3:17 TOP
8:42	NDSU	Vaadeland 2-yd pass from Jensen	14-48 (Keller kick)
			10-54, 5:59 TOP



Nov. 29, 2014  
**#20/23 LIBERTY at #15 JAMES MADISON**  
**FCS Playoffs - First Round**  
**Bridgeforth Stadium - Harrisonburg, Va.**  
**Attendance: 13,040**

Score by Quarters	1	2	3	4	Score
Liberty	3	7	10	6	26
James Madison	0	21	0	0	21

#### Scoring Summary

1st Quarter		LU-JMU	
5:00	LU	Lunsford 26-yd field goal	3-0 7-72, 3:50 TOP

#### 2nd Quarter

14:53	LU	Abnar 19-yd run	10-0 (Lunsford kick)
			5-85, 2:04 TOP
14:33	JMU	Latney 73-yd run	10-7 (Maglio kick)
			1-73, 0:12 TOP
8:47	JMU	Lee 9-yd run	10-14 (Maglio kick)
			10-54, 2:55 TOP
2:48	JMU	Smith 16-yd pass from Lee	10-21 (Maglio kick)
			11-67m 3:05 TOP

#### 3rd Quarter

10:16	LU	Abnar 7-yd run	17-21 (Lunsford kick)
			7-45, 3:20 TOP
4:45	LU	Lunsford 56-yd field goal	20-21 7-14, 4:02 TOP

#### 4th Quarter

2:53	LU	Fualaau 1-yd run	26-21 (Woodrum rush failed)
			17-85, 11:01 TOP





Dec. 6, 2014  
**#16/18 RICHMOND at #6 COASTAL CAROLINA**  
**FCS Playoffs - Second Round**  
**Brooks Stadium - Conway, S.C.**  
**Attendance: 5,601**

Score by Quarters	1	2	3	4	Score
Richmond	0	0	8	7	15
Coastal Carolina	3	11	22	0	36

#### Scoring Summary

1st Quarter	UR-CCU
1:11 CCU Catron 32-yd field goal	0-3
	11-56, 2:57 TOP

#### 2nd Quarter

7:59 CCU Catron 27-yd field goal	0-6
	7-17, 1:34 TOP
0:33 CCU Weick 13-yd pass from Ross (Cain rush)	0-14
	11-58, 2:50 TOP

#### 3rd Quarter

12:13 CCU Johnson 9-yd run (Catron kick)	0-21
	9-71, 2:42 TOP
11:11 UR Brown 76-yd pass from Strauss (Brown pass from Strauss)	8-21
	2-78, 0:57 TOP
9:15 CCU Henderson 50-yd run (Ross pass from Jones)	8-29
	5-74, 1:46 TOP
0:12 CCU Ross 1-yd run (Catron kick)	8-36
	9-61, 3:24 TOP

#### 4th Quarter

2:32 UR Brown 15-yd pass from Strauss (Yoder kick)	15-36
	4-80, 0:54 TOP



Dec. 6, 2014  
**#20/23 LIBERTY at #5 VILLANOVA**  
**FCS Playoffs - Second Round**  
**Villanova Stadium - Villanova, Pa.**  
**Attendance: 3,113**

Score by Quarters	1	2	3	4	Score
Liberty	10	9	3	0	22
Villanova	0	14	0	15	29

#### Scoring Summary

1st Quarter	LU-VU
12:11 LU Woodrum 1-yd rush (Lunsford kick)	7-0
	5-27, 2:49 TOP
5:07 LU Lunsford 50-yd field goal	10-0
	11-24, 5:07 TOP

#### 2nd Quarter

9:20 LU Lunsford 23-yd field goal	13-0
	6-50, 2:25 TOP
7:29 VU Robertson 3-yd run (Gough kick)	13-7
	4-84, 1:56 TOP
5:24 VU Medley 1-yd run (Gough kick)	13-14
	4-16, 1:59 TOP
1:31 LU Newman 58-yd fumble return (Woodrum pass failed)	19-14

#### 3rd Quarter

5:22 LU Lunsford 21-yd field goal	22-14
	13-41, 6:48 TOP

#### 4th Quarter

13:17 VU Gulyas 70-yd pass from Robertson (Robertson rush)	22-22
	3-80, 0:41 TOP
1:12 VU Robertson 1-yd run (Gough kick)	22-29
	18-84, 7:11 TOP



Dec. 13, 2014  
**#6 COASTAL CAROLINA at #2/3 NORTH DAKOTA STATE**  
**FCS Playoffs - Quarterfinals**  
**Gate City Bank Field - Fargo, N.D.**  
**Attendance: 18,049**

Score by Quarters	1	2	3	4	Score
Coastal Carolina	10	10	6	6	32
North Dakota State	14	10	7	8	39

#### Scoring Summary

1st Quarter	CCU-NDSU
12:56 NDSU Crockett 70-yd run (Keller kick)	0-7
	4-83, 1:57 TOP
10:13 CCU Catron 32-yd field goal	3-7
	9-61, 2:43 TOP
6:31 NDSU Vaadeland 20-yd pass from Wentz (Keller kick)	3-14
	9-76, 3:36 TOP
1:28 CCU Ross 4-yd run (Catron kick)	10-14
	10-77, 4:59 TOP

#### 2nd Quarter

8:06 NDSU Keller 27-yd field goal	10-17
	13-74, 6:38 TOP
7:53 CCU Brown 98-yd kickoff return (Catron kick)	17-17
5:20 NDSU Albers 21-yd pass from Wentz (Keller kick)	17-24
	6-74, 2:24 TOP
0:00 CCU Catron 25-yd field goal	20-24
	14-75, 5:13 TOP

#### 3rd Quarter

9:14 NDSU Wentz 2-yd run (Keller kick)	20-31
	9-69, 4:43 TOP
3:29 CCU Ross 4-yd run (Ross pass failed)	26-31
	11-58, 5:38 TOP

#### 4th Quarter

14:56 CCU Henderson 2-yd run (Ross pass failed)	32-31
	4-95, 1:13 TOP
9:28 NDSU Crockett 45-yd run (Wentz rush)	32-39
	3-69, 1:43 TOP







Nov. 28, 2015  
**#18/18 THE CITADEL at #9/10 COASTAL CAROLINA**  
**FCS Playoffs - First Round**  
**Brooks Stadium - Conway, S.C.**  
**Attendance: 6,751**

Score by Quarters	1	2	3	4	Score
The Citadel	14	0	14	13	41
Coastal Carolina	7	14	7	10	38

#### Scoring Summary

1st Quarter		CIT-CCU	
12:20	CIT	Jackson 6-yd run	7-0
		(Goins kick)	3-11, 1:21 TOP
11:53	CCU	Mapp 91-yd pass from Ross	7-7
		(Granger kick)	2-82, 0:22 TOP
5:56	CIT	Renew 3-yd run	14-7
		(Goins kick)	11-75, 5:57 TOP

#### 2nd Quarter

13:20	CCU	Weick 26-yd pass from Ross	14-14
		(Granger kick)	6-65, 2:07 TOP
6:49	CCU	Henderson 44-yd run	14-21
		(Granger kick)	4-70, 1:16 TOP

#### 3rd Quarter

10:33	CIT	Allen 7-yd run	21-21
		(Goins kick)	10-75, 4:23 TOP
8:47	CCU	Henderson 16-yd pass from Ross	21-28
		(Granger kick)	6-75, 1:46 TOP
7:01	CIT	Allen 1-yd run	28-28
		(Goins kick)	4-73, 1:40 TOP

#### 4th Quarter

13:54	CIT	Goins 49-yd field goal	31-28
			11-38, 4:32 TOP
13:06	CIT	Phillips 32-yd interception return	38-28
		(Goins kick)	
10:07	CCU	Granger 26-yd field goal	38-31
			7-66, 2:59 TOP
5:38	CCU	Abercrombie 16-yd run	38-38
		(Granger kick)	6-79, 2:39 TOP
0:00	CIT	Goins 43-yd field goal	41-38
			4-15, 0:44 TOP



Dec. 5, 2015  
**#18/18 THE CITADEL at #7/9 CHARLESTON SOUTHERN**  
**FCS Playoffs - Second Round**  
**Buccaneer Field - Charleston, S.C.**  
**Attendance: 8,451**

Score by Quarters	1	2	3	4	Score
The Citadel	3	0	0	3	6
Charleston Southern	0	14	0	0	14

#### Scoring Summary

1st Quarter		CIT-CSU	
7:01	CIT	Goins 43-yd field goal	3-0
			8-44, 3:54 TOP

#### 2nd Quarter

6:33	CSU	Holloway 41-yd run	3-7
		(Tekac kick)	4-66, 2:14 TOP
1:14	CSU	Holloway 32-yd run	3-14
		(Tekac kick)	3-42, 0:26 TOP

#### 4th Quarter

6:38	CIT	Goins 39-yd field goal	6-14
			13-33, 6:38 TOP



Dec. 11, 2015  
**#7/9 CHARLESTON SOUTHERN at #1/1 JACKSONVILLE ST.**  
**FCS Playoffs - Quarterfinals**  
**Burgess-Snow Field - Jacksonville, Ala.**  
**Attendance: 22,279**

Score by Quarters	1	2	3	4	Score
Charleston Southern	3	7	7	21	38
Jacksonville State	10	3	21	24	58

#### Scoring Summary

1st Quarter		CSU-JSU	
10:38	JSU	Screws 14-yd pass from Jenkins	0-7
		(Rouleau kick)	7-40, 2:40 TOP
6:00	JSU	Rouleau 35-yd field goal	0-10
2:00	CSU	Kennedy 24-yd field goal	11-43, 3:29 TOP
			12-64, 3:48 TOP

#### 2nd Quarter

7:41	CSU	Holloway 1-yd run	10-10
		(Kennedy kick)	6-63, 2:53 TOP
2:48	JSU	Rouleau 38-yd field goal	10-13
			12-49, 4:46 TOP

#### 3rd Quarter

14:14	JSU	Pope 76-yd run	10-20
		(Rouleau kick)	2-74, 0:38 TOP
8:36	CSU	Hammond 16-yd run	17-20
		(Tekac kick)	11-75, 5:38 TOP
5:25	JSU	Jones 11-yd run	17-27
		(Rouleau kick)	8-69, 3:04 TOP
1:33	JSU	Jenkins 83-yd run	17-34
		(Rouleau kick)	3-91, 1:16 TOP

#### 4th Quarter

13:48	CSU	Dinkins 21-yd pass from Copeland	24-34
		(Tekac kick)	7-75, 2:45 TOP
11:05	JSU	Jenkins 1-yd	24-41
		(Rouleau kick)	6-64, 2:40 TOP
10:48	CSU	Perera 21-yd pass from Copeland	31-41
		(Tekac kick)	1-21, 0:06 TOP
6:40	JSU	Pope 44-yd run	31-48
		(Rouleau kick)	1-44, 0:07 TOP
5:36	CSU	Copeland 3-yd run	38-48
		(Tekac kick)	2-6, 0:52 TOP
3:48	JSU	Rouleau 38-yd field goal	38-51
			5-23, 1:47 TOP
2:16	JSU	Pope 54-yd run	38-58
		(Rouleau kick)	2-50, 0:50 TOP





Nov. 26, 2016  
**#10/10 CHARLESTON SOUTHERN at #19/19 WOFFORD**  
**FCS Playoffs - First Round**  
**Gibbs Stadium - Spartanburg, S.C.**  
**Attendance: 2,605**

Score by Quarters	1	2	3	4	Score
Charleston Southern	7	0	7	0	14
Wofford	0	8	7	0	15

#### Scoring Summary

1st Quarter	CSU-WOF
1:41 CSU Scotland 7-yd pass from Bucenell (Tekac kick)	7-0 11-75, 5:07 TOP

#### 2nd Quarter

9:09 WOF Long 1-yd run (Marvin kick failed)	7-6 16-71, 7:23 TOP
2:19 WOF Tyler Vaughn safety	7-8

#### 3rd Quarter

12:15 CSU Bucenell 2-yd run (Tekac kick)	14-8 6-75; 2:45 TOP
2:32 WOF Long 32-yd run (Marvin kick)	14-15 7-78, 2:36 TOP



Nov. 25, 2017  
**#14/14 SAMFORD at #16/18 KENNESAW STATE**  
**FCS Playoffs - First Round**  
**Fifth Third Bank Stadium - Kennesaw, Ga.**  
**Attendance: 5,566**

Score by Quarters	1	2	3	4	Score
Samford	3	7	0	7	17
Kennesaw State	0	21	7	0	28

#### Scoring Summary

1st Quarter	SAM-KSU
9:51 SAM Weaver 40-yd field goal	3-0 13-54, 5:09 TOP

#### 2nd Quarter

14:52 KSU Sumpter 7-yd pass from Burks (Thompson kick)	3-7 11-65, 5:23 TOP
3:03 KSU Burks 1-yd run (Thompson kick)	3-14 13-86, 5:42 TOP
1:27 SAM Shelling 55-yd pass from Hodges (Weaver kick)	10-14 5-88, 1:30 TOP
0:05 KSU Sumpter 6-yd pass from Burks (Thompson kick)	10-21 9-83, 1:17 TOP

#### 3rd Quarter

0:34 KSU Ralls 55-yd interception return (Thompson kick)	10-28
--	-------

#### 4th Quarter

10:42 SAM Adams 2-yd run (Weaver kick)	17-28 14-75, 4:52 TOP
--	--------------------------



Nov. 25, 2017  
**#23 MONMOUTH at #20/21 NORTHERN IOWA**  
**FCS Playoffs - First Round**  
**UNI Dome - Cedar Falls, Iowa**  
**Attendance: 4,095**

Score by Quarters	1	2	3	4	Score
Monmouth	0	0	0	7	7
Northern Iowa	14	19	13	0	46

#### Scoring Summary

1st Quarter	MU-UNI
12:21 UNI Weston 16-yd pass from Dunne (Drysedale kick)	0-7 7-47, 2:08 TOP
3:04 UNI Farley 1-yd pass from Dunne (Drysedale kick)	0-14 10-93, 5:17 TOP

#### 2nd Quarter

12:27 UNI Fountain 17-yd pass from Dunne (Drysedale kick)	0-21 6-71, 2:39 TOP
10:44 UNI Drysdale 37-yd field goal	0-24 4-7, 1:31 TOP
2:42 UNI Drysdale 22-yd field goal	0-27 14-53, 5:51 TOP
0:11 UNI Fountain 14-yd pass from Dunne (Drysedale kick failed)	0-33 4-61, 0:42 TOP

#### 3rd Quarter

10:34 UNI Drysdale 26-yd field goal	0-36 9-35, 4:26 TOP
4:05 UNI Errthum 23-yd field goal	0-39 7-74, 4:02 TOP
0:11 UNI Howell 17-yd run (Errthum kick)	0-46 4-60, 3:54 TOP

#### 4th Quarter

8:00 MU Moore 19-yd pass from Bahar (Mosquera kick)	7-46 6-62, 3:05 TOP
---	------------------------







Dec. 2, 2017

#16/18 KENNESAW STATE at #2/2 JACKSONVILLE STATE  
FCS Playoffs - Second Round  
Burgess-Snow Field - Jacksonville, Ala.  
Attendance: 17,412

Score by Quarters	1	2	3	4	Score
Kennesaw State	0	3	7	7	17
Jacksonville State	0	7	0	0	7

#### Scoring Summary

2nd Quarter		KSU-JSU
4:20	JSU Thomas 22-yd run	0-7
	(Stinnett kick)	9-53, 4:32 TOP
1:02	KSU Thompson 25-yd field goal	3-7
		9-57, 3:18 TOP

#### 3rd Quarter

10:29	KSU Holland 9-yd run	10-7
	(Thompson kick)	8-48, 4:22 TOP

#### 4th Quarter

14:57	KSU Burks 2-yd run	17-7
	(Thompson kick)	11-72, 5:47 TOP



Dec. 9, 2017

#16/18 KENNESAW STATE at #5/5 SAM HOUSTON STATE  
FCS Playoffs - Quarterfinals  
Bowers Stadium - Huntsville, Texas  
Attendance: 5,725

Score by Quarters	1	2	3	4	Score
Kennesaw State	7	3	3	14	27
Sam Houston State	14	10	3	7	34

#### Scoring Summary

1st Quarter		KSU-SHSU
11:15	KSU Holland 13-yd run	7-0
	(Thompson kick)	7-43, 2:25 TOP
10:00	SHSU Stewart 61-yd pass from Briscoe	7-7
	(Honshtein kick)	4-73, 1:10 TOP
3:10	SHSU Louis 16-yd pass from Briscoe	7-14
	(Honshtein kick)	9-76, 3:04 TOP

#### 2nd Quarter

11:34	SHSU Honshtein 22-yd field goal	7-17
		10-43, 3:22 TOP
5:45	SHSU Avery 1-yd run	7-24
	(Honshtein kick)	10-58, 4:12 TOP
0:00	KSU Thompson 28-yd field goal	10-24
		9-76, 1:46 TOP

#### 3rd Quarter

4:39	KSU Thompson 34-yd field goal	13-24
		14-71, 7:06 TOP
1:46	SHSU Honshtein 21-yd field goal	13-27
		7-74, 2:47 TOP

#### 4th Quarter

14:26	KSU Burks 4-yd run	20-27
	(Thompson kick)	6-85, 2:15 TOP
11:58	SHSU Louis 15-yd pass from Briscoe	20-34
	(Honshtein kick)	7-64, 2:21 TOP
7:21	KSU Reed 23-yd pass from Burks	27-34
	(Thompson kick)	9-62, 4:29 TOP



## OFFENSIVE PLAYER OF THE YEAR

2002	Jeremy Martin, Sr., QB, Gardner-Webb
2003	Dre Barnes, Jr., RB, Liberty
2004	Patrick Hall, Jr., RB, Coastal Carolina
2005	Collin Drafts, Jr., QB, Charleston Southern
2006	Tyler Thigpen, Sr., QB, Coastal Carolina
2007	Rashad Jennings, R-Jr., RB, Liberty
2008	Rashad Jennings, R-Sr., RB, Liberty
2009	Mike Brown, R-Soph., WR/QB, Liberty
2010	Mike Brown, R-Jr., QB, Liberty
2011	Miguel Maysonet, Jr., RB, Stony Brook
2012	Miguel Maysonet, Sr., RB, Stony Brook
2013	Lorenzo Taliaferro, Sr., RB, Coastal Carolina
2014	Alex Ross, R-Jr., QB, Coastal Carolina
2015	DeAngelo Henderson, R-Jr., RB, Coastal
2016	Tyrell Maxwell, Jr., QB, Gardner-Webb
2017	Chandler Burks, R-Jr., QB, Kennesaw State



CHANDLER BURKS

## COACH OF THE YEAR

2002	Steve Patton, Gardner-Webb
2003	Steve Patton, Gardner-Webb
2004	David Bennett, Coastal Carolina
2005	Jay Mills, Charleston Southern
2006	Danny Rocco, Liberty
2007	Danny Rocco, Liberty
2008	Danny Rocco, Liberty
2009	Chuck Priore, Stony Brook
2010	David Bennett, Coastal Carolina
2011	Chuck Priore, Stony Brook
2012	Joe Moglia, Coastal Carolina
2013	Jamey Chadwell, Charleston Southern
2014	Harold Nichols, Presbyterian College
	Joe Moglia, Coastal Carolina
2015	Jamey Chadwell, Charleston Southern
2016	Jamey Chadwell, Charleston Southern
2017	Brian Bohannon, Kennesaw State



BRIAN BOHANNON

## DEFENSIVE PLAYER OF THE YEAR

2002	Mario Williams, Soph., FS, Gardner-Webb
2003	Mario Williams, Jr., FS, Gardner-Webb
2004	Harold Wells, Sr., DT, Gardner-Webb
2005	Jada Ross, R-Soph., LB, Charleston So.
2006	Brian Johnston, Jr., DE, Gardner-Webb
2007	Brian Johnston, Sr., DE, Gardner-Webb
2008	Jeffery Williams, Soph., LB, Gardner-Webb
2009	Tyler Santucci, Sr., LB, Stony Brook
2010	Andrae Jacobs, Soph., LB, Coastal Carolina
2011	Justin Bethel, Sr., DB, Presbyterian College
2012	Quinn Backus, Soph., LB, Coastal Carolina
2013	Quinn Backus, Jr., LB, Coastal Carolina
2014	Quinn Backus, Sr., LB, Coastal Carolina
2015	Chima Uzowihe, Sr., DE, Liberty
2016	Anthony Ellis, Jr., DL, Charleston Southern
2017	Anthony Ellis, Sr., DL, Charleston Southern
	Mike Basile, Sr., DB, Monmouth



MIKE BASILE

ANTHONY ELLIS

## SCHOLAR-ATHLETE OF THE YEAR

2002	Andrew Harmon, K, Gardner-Webb
2003	Jim Maxwell, LB, Gardner-Webb
	Matt Sharpe, K, VMI
2004	Adam DeGraffenreid, DE, Charleston So.
2005	Adam DeGraffenreid, DE, Charleston So.
2006	Josh Hoke, K, Coastal Carolina
2007	Nick Ellis, K/P, Charleston Southern
2008	Jacob Rochester, LB, VMI
2009	Mario Brown, LB, Gardner-Webb
2010	Michael Coulter, QB, Stony Brook
2011	Marcus Lott, S, Coastal Carolina
2012	Pat Kelly, WR, Liberty
2013	Scott Hyland, LB, Liberty
2014	Mitch Hanson, OL, Liberty
2015	Alex Ross, QB, Coastal Carolina
2016	Lucas Holder, OL, Liberty
2017	Chandler Burks, QB, Kennesaw State



CHANDLER BURKS

## FRESHMAN OF THE YEAR

2002	Keppy Baucom, LB, Gardner-Webb
2003	Jonna Lee, LB, Charleston Southern
2004	Jerome Simpson, WR, Coastal Carolina
2005	Zach Terrell, RB, Liberty
2006	Tim Maypray, SB, VMI
2007	Jeffery Williams, LB, Gardner-Webb
2008	Edwin Gowins, RB, Stony Brook
2009	Matt Goods, DL, Gardner-Webb
2010	Preston Pemasa, DL, Gardner-Webb
2011	Donelle Williams, LB, Presbyterian College
2012	Josh Woodrum, QB, Liberty
2013	Danny Croghan III, QB, Charleston So.
2014	Mike Basile, DB, Monmouth
2015	Solomon Brown, LB, Charleston Southern
2016	Jaylan Foster, DB, Gardner-Webb
2017	Bryson Armstrong, LB, Kennesaw State
	Pete Guerriero, RB, Monmouth




BRYSON ARMSTRONG

PETE GUERRIERO

## SPECIAL TEAMS PLAYER OF THE YEAR

2013	LaDarius Hawthorne, Coastal Carolina
2014	John Lunsford, Liberty
2015	Devin Brown, Coastal Carolina
2016	Darius Hammond, Charleston Southern
2017	Justin Thompson, Kennesaw State



JUSTIN THOMPSON



## ALL-TIME ALL-ACADEMIC TEAMS



### 2002

Zach Snyder ..... Charleston Southern  
Josh Rowan ..... Elon  
Andrew Harmon ..... Gardner-Webb  
Jay Cline ..... Liberty

### 2003

Zach Snyder ..... Charleston Southern  
Maurice Simpkins ..... Coastal Carolina  
Jim Maxwell ..... Gardner-Webb  
Jay Cline ..... Liberty  
Matt Sharpe ..... VMI

### 2004

Adam DeGraffenreid ..... Charleston Southern  
Josh Hoke ..... Coastal Carolina  
Sam Gado ..... Liberty  
Alex Correll ..... VMI

### 2005

Adam DeGraffenreid ..... Charleston Southern  
Josh Hoke ..... Coastal Carolina  
Hunter Smith ..... Gardner-Webb  
Brock Farrel ..... Liberty  
John Fox ..... VMI

### 2006

Nick Ellis ..... Charleston Southern  
Josh Hoke ..... Coastal Carolina  
Hunter Smith ..... Gardner-Webb  
Ryan Greiser ..... Liberty  
Jacob Rochester ..... VMI

### 2007

Nick Ellis ..... Charleston Southern  
Whittmin Reese ..... Coastal Carolina  
Billy Luther ..... Gardner-Webb  
Ryan Greiser ..... Liberty  
Jacob Rochester ..... VMI  
Sherman Burnett ..... Presbyterian

### 2008

Justin Witzmann ..... Charleston Southern  
Derrick Frasier ..... Coastal Carolina  
Daniel Cooke ..... Gardner-Webb  
Ryan Greiser ..... Liberty  
Antwan Thomas ..... Presbyterian  
Jeff Santos ..... Stony Brook  
Jacob Rochester ..... VMI

### 2009

Andrew McKain ..... Charleston Southern  
Justin Durham ..... Coastal Carolina  
Mario Brown ..... Gardner-Webb  
Chris Rocco ..... Liberty  
Matt Freeman ..... Presbyterian  
Jeff Santos ..... Stony Brook  
George Handler ..... VMI

### 2010

Brad Sweatt ..... Charleston Southern  
Marcus Lott ..... Coastal Carolina  
Dami Teniola ..... Gardner-Webb  
Matt Bevins ..... Liberty  
Myron Gary ..... Presbyterian  
Michael Coulter ..... Stony Brook  
Chaz Jones ..... VMI

### 2011

Richard Mounce ..... Charleston Southern  
Marcus Lott ..... Coastal Carolina  
Jamie Dunaway ..... Gardner-Webb  
Matt Bevins ..... Liberty  
James Festa ..... Presbyterian  
Kyle Essington ..... Stony Brook  
A.J. Gross ..... VMI

### 2012

Nick Kemper ..... Charleston Southern  
Niccolo Mastromatteo ..... Coastal Carolina  
Lucas Beatty ..... Gardner-Webb  
Pat Kelly ..... Liberty  
Breyon Williams ..... Presbyterian  
Kyle Essington ..... Stony Brook  
Ty Garvin ..... VMI

### 2013

Kirby Broome ..... Charleston Southern  
Niccolo Mastromatteo ..... Coastal Carolina  
Lucas Beatty ..... Gardner-Webb  
Scott Hyland ..... Liberty  
Stephen Doar ..... Presbyterian  
Ty Garvin ..... VMI

### 2014

Christian Reyes ..... Charleston Southern  
Cody Craig ..... Coastal Carolina  
Tyler Hough-Jenkins ..... Gardner-Webb  
Mitch Hanson ..... Liberty  
Joe Johnson ..... Monmouth  
Ugonna Akoh ..... Presbyterian

### 2015

Aaron Brown ..... Charleston Southern  
Alex Ross ..... Coastal Carolina  
James Needham ..... Gardner-Webb  
Prentice Stone ..... Kennesaw State  
Trey Turner ..... Liberty  
Joe Johnson ..... Monmouth  
Ugonna Akoh ..... Presbyterian

### 2016

Ben Robinson ..... Charleston Southern  
Paul Schumacher ..... Gardner-Webb  
Chandler Burks ..... Kennesaw State  
Lucas Holder ..... Liberty  
Darren Ambush ..... Monmouth  
Ryan Brown ..... Presbyterian

### 2017

James Allen ..... Charleston Southern  
Will Millikan ..... Gardner-Webb  
Chandler Burks ..... Kennesaw State  
Hunter Winstead ..... Liberty  
Mike Basile ..... Monmouth  
Elijah Turner ..... Presbyterian

## 2002-09 ALL-DECADE TEAM



QB – Collin Drafts, Charleston Southern  
QB – Tyler Thigpen, Coastal Carolina  
RB – Dre Barnes, Liberty  
RB – Patrick Hall, Coastal Carolina  
RB – Rashad Jennings, Liberty  
FB – Mike Tolbert, Coastal Carolina  
WR – Duvaughn Flagler, Gardner-Webb  
WR – Maurice Price, Charleston Southern  
WR – Jerome Simpson, Coastal Carolina  
WR – Gerald Stevenson, Charleston Southern  
TE – Chris Luck, Liberty  
OL – Demario Deese, Gardner-Webb  
OL – Mike Godsil, Liberty  
OL – Eddie Pinigis, Liberty  
OL – Brad Poston, Coastal Carolina  
OL – Antwon Trice, Coastal Carolina  
PK – Josh Hoke, Coastal Carolina

DL – Adrain Grady, Coastal Carolina  
DL – Brian Johnston, Gardner-Webb  
DL – Harold Wells, Gardner-Webb  
DL – Dennis Justiniani, Charleston Southern  
LB – Mario Brown, Gardner-Webb  
LB – Jada Ross, Charleston Southern  
LB – Tyler Santucci, Stony Brook  
LB – Jeffery Williams, Gardner-Webb  
DB – Patrick Calvary, Liberty  
DB – Cedric McGowan, Gardner-Webb  
DB – Quinton Teal, Coastal Carolina  
DB – Mario Williams, Gardner-Webb  
P – Graham Whitlock, Gardner-Webb  
LS – Dan Pope, Liberty  
RS – Dominic Bolden, Liberty  
RS – Tim Maypray, VMI  
RS – Gerald Stevenson, Charleston Southern  
**Coach:** David Bennett, Coastal Carolina

As part of the Big South's 30th Anniversary celebration in 2013-14, the conference announced its first-ever All-Decade Teams to recognize the student-athletes and coaches who excelled in their respective sport since the conference's founding in 1983. A committee of Big South Conference administrators served as the official voting panel to determine the All-Decade Teams, with fan voting comprising 20 percent of the overall total.

Football All-Decade Team candidates were determined based on being at least one of the following: 1) Was a multiple All-Conference honoree; 2) Was named an All-American; 3) Is a member of the Big South Conference Hall of Fame; 4) Student-athletes must be a college graduate or left their respective institution in good academic standing; 5) and won a Conference Championship as a coach and/or was voted Conference Coach of the Year. Candidates that participated in two different decades were placed in a specific decade based on consultation from member institutions. Member institutions also had final determination in regards to inclusion of student-athletes and coaches.

The next Football All-Decade Team will cover 2010-19 and will be announced following the 2019 season.

## 2002

### ALL-CONFERENCE FIRST-TEAM OFFENSE

QB Jeremy Martin, Sr., Gardner-Webb  
RB Chris Foster, Jr., Gardner-Webb  
RB Dre Barnes, Soph., Liberty  
WR Aaron Dunklin, Jr., Charleston Southern  
WR William Andrews Jr., Jr., Gardner-Webb  
TE Jason Bright, Sr., Gardner-Webb  
OG Josh Rowan, Sr., Elon  
OG Jamie Pridgen, Jr., Gardner-Webb  
OT Ross Gravley, Sr., Elon  
OT Ryan Smith, Soph., Gardner-Webb  
C Donovan Craft, Sr., Gardner-Webb

### DEFENSE

DL John Amaro, Sr., Charleston Southern  
DL Wesley Wheeler, Jr., Elon  
DL Jason Threat, Jr., Gardner-Webb  
DL Aaron DeBerry, Jr., Liberty  
LB Mike Warren, R-Soph., Elon  
LB Jim Maxwell, Jr., Gardner-Webb  
LB Kendrick Howard, Jr., Liberty  
S Mario Williams, Soph., Gardner-Webb  
S Andre Jerry, Sr., Liberty  
CB Mike Washington, Sr., Charleston Southern  
CB Lamar Ingram, Sr., Gardner-Webb

### SPECIAL TEAMS

K Andrew Harmon, Jr., Gardner-Webb  
P Graham Whitlock, Soph., Gardner-Webb  
RS Mike Washington, Sr., Charleston Southern

### ALL-CONFERENCE SECOND-TEAM OFFENSE

QB Darren Swiggert, Jr., Charleston Southern  
RB Martin Swindell, Sr., Elon  
RB Rashaud Palmer, Jr., Elon  
WR Arketa Banks, Sr., Elon  
WR Jahmelas Bryan, Jr., Gardner-Webb  
TE Phillip Johnson, Sr., Elon  
OG Bryce Gregory, R-Soph., Charleston So.  
OG James Allen, Sr., Gardner-Webb  
OT Will Pulman, Jr., Charleston Southern  
OT Tate Campbell, Sr., Gardner-Webb  
C Brandon Mason, R-Soph., Elon

### DEFENSE

DL Jonathan West, Jr., Charleston Southern  
DL Chris Bell, R-Soph., Elon  
DL Harold Wells, Soph., Gardner-Webb  
DL Gary Gamble, Sr., Gardner-Webb  
LB Bowe Butler, Soph., Charleston Southern  
LB Calvin Sutton, R-Soph., Elon  
LB Keppy Baucom, Fr., Gardner-Webb  
S Nick Nester, Sr., Charleston Southern  
S Vincent Graves, R-Soph., Elon  
CB Stephen McCoy, Jr., Elon  
CB Josh Hubbard, Fr., Gardner-Webb

### SPECIAL TEAMS

K Anthony Turowski, Soph., Elon  
P Jay Kelley, Sr., Liberty  
RS Arketa Banks, Sr., Elon

## 2003

### ALL-CONFERENCE FIRST-TEAM OFFENSE

QB Nick Roberts, Soph., Gardner-Webb  
RB Dre Barnes, Jr., Liberty  
RB Sean Mizzer, Soph., VMI  
WR William Andrews, Jr., Sr., Gardner-Webb  
WR Aaron Dunklin, Sr., Charleston Southern  
WR Lauren Williams, R-Soph., Liberty  
TE Danny McCoy, Sr., Charleston Southern  
OL Jamie Pridgen, Sr., Gardner-Webb  
OL Ryan Smith, Jr., Gardner-Webb  
OL Sam Brown, Sr., VMI  
OL Tom Smith, Jr., Liberty  
OL Clarence Wright, Sr., Charleston Southern

### DEFENSE

DL Aaron DeBerry, Sr., Liberty  
DL Michael Foxx, Jr., VMI  
DL Jason Threat, Sr., Gardner-Webb  
DL Harold Wells, Jr., Gardner-Webb  
LB Jim Maxwell, Sr., Gardner-Webb  
LB Derik Screen, Sr., VMI  
LB Maurice Simpkins, Jr., Coastal Carolina  
LB Jonna Lee, Fr., Charleston Southern  
DB Mario Williams, Jr., Gardner-Webb  
DB Musa Sarki, Sr., VMI  
DB Aaron Sykes, Sr., Gardner-Webb  
DB C.J. Moore, R-Soph., Liberty

### SPECIAL TEAMS

K Matt Sharpe, Sr., VMI  
P Graham Whitlock, Jr., Gardner-Webb  
RS Greg Williamson, Jr., Coastal Carolina  
LS Marlon Roman, Jr., Liberty

### ALL-CONFERENCE SECOND-TEAM OFFENSE

QB Jonathan Wilson, R-Fr., VMI  
RB Chris Foster, Sr., Gardner-Webb  
RB Aundres Perkins, Soph., Coastal Carolina  
WR Zohn Burden, Soph., VMI  
WR Darin Bradford, Sr., Gardner-Webb  
WR Austin Gaines, Fr., Gardner-Webb  
TE Stephen Knorr, Jr., Gardner-Webb  
OL Sean Boyle, Jr., Liberty  
OL Antwon Trice, R-Soph., Coastal Carolina  
OL Andy Sullivan, Soph., Gardner-Webb  
OL Bryce Gregory, Jr., Charleston Southern  
OL Nick Johnson, R-Jr., Coastal Carolina

### DEFENSE

DL Seth Reichart, Jr., Liberty  
DL Adrain Grady, Fr., Coastal Carolina  
DL Rayshun Crosby, Jr., Coastal Carolina  
DL Bryan Thornburg, Soph., Gardner-Webb  
LB Nick Vaughn, R-Jr., Liberty  
LB Keppy Baucom, Soph., Gardner-Webb  
LB Bowe Butler, Jr., Charleston Southern  
LB Tavoris Horton, Jr., Gardner-Webb  
DB Tim Smith, Sr., Charleston Southern  
DB Kijana Thomas, Jr., Charleston Southern  
DB Robert Mason, Soph., VMI  
DB Greg Williamson, Jr., Coastal Carolina  
DB Jensen Turner, Jr., Gardner-Webb

### SPECIAL TEAMS

K Hunter Smith, Fr., Gardner-Webb  
P Adam Peters, Fr., VMI  
RS Kijana Thomas, Jr., Charleston Southern  
LS Sam Brown, Sr., VMI

## 2004

### ALL-CONFERENCE FIRST-TEAM OFFENSE

QB Collin Drafts, Soph., Charleston Southern  
RB Patrick Hall, Jr., Coastal Carolina  
RB Sam Gado, Sr., Liberty  
WR Eddie Gadson, R-Fr., Charleston Southern  
WR Harry Seabrook, Sr., Charleston Southern  
WR Kory Alston, Soph., Gardner-Webb  
WR Zohn Burden, Jr., VMI  
TE Brandon Jeffcoat, Sr., Coastal Carolina  
OL Antwon Trice, R-Jr., Coastal Carolina  
OL Nick Johnson, Sr., Coastal Carolina  
OL Ryan Smith, Sr., Gardner-Webb  
OL Sean Boyle, Sr., Liberty  
OL Thomas Smith, Sr., Liberty

### DEFENSE

DL Kelvin McIver, Jr., Coastal Carolina  
DL Harold Wells, Sr., Gardner-Webb  
DL Seth Reichert, Sr., Liberty  
DL Brandon Schweitzer, Jr., Gardner-Webb  
LB Maurice Simpkins, Jr., Coastal Carolina  
LB Keppy Baucom, Jr., Gardner-Webb  
LB Nick Vaughn, R-Sr., Liberty  
LB Justin Huggard, Jr., VMI  
DB Robert Mason, Jr., VMI  
DB Quinton Teal, Jr., Coastal Carolina  
DB Allen Davis, Sr., Gardner-Webb  
DB Mario Williams, Sr., Gardner-Webb

### SPECIAL TEAMS

K Josh Hoke, Soph., Coastal Carolina  
P Graham Whitlock, Sr., Gardner-Webb  
RS Ralphell Goodson, Sr., Gardner-Webb  
LS Ross Booth, Sr., VMI

### ALL-CONFERENCE SECOND-TEAM OFFENSE

QB Nick Roberts, Jr., Gardner-Webb  
RB Dre Barnes, Sr., Liberty  
RB Sean Mizzer, Jr., VMI  
WR Jerome Simpson, Fr., Coastal Carolina  
WR Maurice Price, Fr., Charleston Southern  
WR Aaron Richardson, Soph., Gardner-Webb  
WR Vonzell Pittman, Soph., Gardner-Webb  
TE Stephen Knorr, Sr., Gardner-Webb  
OL Jonathan Parra, Sr., Charleston Southern  
OL Brad Poston, Soph., Coastal Carolina  
OL C.J. Brown, Jr., Gardner-Webb  
OL Markus Ferguson, R-Jr., Liberty  
OL Jeremy Ward, Jr., VMI

### DEFENSE

DL Adam DeGraffenreid, Jr., Charleston So.  
DL Adrain Grady, Soph., Coastal Carolina  
DL Sam Harper, Soph., Coastal Carolina  
DL Bryan Thornburg, Sr., Gardner-Webb  
LB Bowe Butler, Sr., Charleston Southern  
LB Jada Ross, R-Fr., Charleston Southern  
LB Tavoris Horton, Sr., Gardner-Webb  
LB Todd Baldwin, Jr., VMI  
DB Tavares Shorter, Jr., Charleston Southern  
DB Greg Williamson, Sr., Coastal Carolina  
DB C.J. Moore, R-Jr., Liberty  
DB Erick Harris, Sr., Liberty

### SPECIAL TEAMS

K Hunter Smith, Soph., Gardner-Webb  
P Noah Crouch, R-Jr., Liberty  
RS David Parker, Soph., Coastal Carolina  
LS Jake Neal, Sr., Gardner-Webb



## 2005

### ALL-CONFERENCE FIRST-TEAM OFFENSE

QB Collin Drafts, Jr., Charleston Southern  
RB Andre Copeland, R-Fr., Charleston Southern  
RB Jermaine Boston, Sr., Gardner-Webb  
RB Zach Terrell, Fr., Liberty  
WR Maurice Price, Soph., Charleston Southern  
WR Duvaughn Flagler, Soph., Gardner-Webb  
WR Zohn Burden, Sr., VMI  
TE Bryan Meers, Sr., Charleston Southern  
OL Antwon Trice, Sr., Coastal Carolina  
OL DeAndre Harrison, Sr., Charleston Southern  
OL Jeremy Ward, R-Sr., VMI  
OL Shawn Huntsinger, Sr., Charleston Southern  
OL Brad Poston, Jr., Coastal Carolina  
OL Demario Deese, Fr., Gardner-Webb

### DEFENSE

DL Kelvin McIver, Sr., Coastal Carolina  
DL Brian Johnston, Soph., Gardner-Webb  
DL Vicheal Foss, R-Sr., VMI  
DL Jason Horn, Jr., Liberty  
LB Jada Ross, R-Soph., Charleston Southern  
LB Justin Huggard, Sr., VMI  
LB Maurice Simpkins, Sr., Coastal Carolina  
LB Jamar Leath, Jr., Coastal Carolina  
DB Quinton Teal, Sr., Coastal Carolina  
DB Robert Mason, Sr., VMI  
DB Tavares Shorter, R-Sr., Charleston Southern  
DB Daniel Cooke, Fr., Gardner-Webb

### SPECIAL TEAMS

PK Josh Hoke, Jr., Coastal Carolina  
P Noah Crouch, R-Sr., Liberty  
LS Matt Skeen, Jr., Gardner-Webb  
RS Kory Alston, Jr., Gardner-Webb

### ALL-CONFERENCE SECOND-TEAM OFFENSE

QB Nick Roberts, Sr., Gardner-Webb  
RB Patrick Hall, Sr., Coastal Carolina  
RB Aundres Perkins, Jr., Coastal Carolina  
WR Jerome Simpson, Soph., Coastal Carolina  
WR Brandon Turner, Soph., Liberty  
WR Kory Alston, Jr., Gardner-Webb  
TE Chris Luck, R-Soph., Liberty  
OL Troy James, Soph., Charleston Southern  
OL Kris King, Jr., Gardner-Webb  
OL Andy Sullivan, Sr., Gardner-Webb  
OL Robbie Wright, Sr., Coastal Carolina  
OL Brian Kepple, Jr., Coastal Carolina

### DEFENSE

DL Adrain Grady, Jr., Coastal Carolina  
DL Adam DeGraffenreid, Sr., Charleston So.  
DL Brandon Schweitzer, Sr., Gardner-Webb  
DL Eric Hall, Jr., VMI  
LB Manny Rojas, R-Jr., Liberty  
LB Todd Baldwin, Sr., VMI  
LB Jonathan Little, Sr., Gardner-Webb  
LB Josh Mitchell, Soph., Charleston Southern  
DB Patrick Calvary, Fr., Liberty  
DB Sergio Geiger, Jr., Coastal Carolina  
DB C.J. Hirschman, Soph., Charleston Southern  
DB Xavier Wallace, Fr., Gardner-Webb

### SPECIAL TEAMS

PK Hunter Smith, Jr., Gardner-Webb  
P Michael Hanna, Fr., Gardner-Webb  
LS Darius Jackson, R-Soph., Charleston So.  
LS Zach St. Clair, Jr., Coastal Carolina  
RS Tavares Shorter, R-Sr., Charleston Southern

## 2006

### ALL-CONFERENCE FIRST-TEAM OFFENSE

QB Tyler Thigpen, Sr., Coastal Carolina  
RB Rashad Jennings, R-Soph., Liberty  
RB Sean Mizzer, R-Sr., VMI  
WR Maurice Price, Jr., Charleston Southern  
WR Jerome Simpson, Jr., Coastal Carolina  
WR Duvaughn Flagler, Jr., Gardner-Webb  
TE Rodney Burgess, Sr., Coastal Carolina  
OL Brad Poston, Sr., Coastal Carolina  
OL Brian Kepple, Sr., Coastal Carolina  
OL Demario Deese, Soph., Gardner-Webb  
OL Steve Sene, Sr., Liberty  
OL Kris King, Sr., Gardner-Webb

### DEFENSE

DL Brian Johnston, Jr., Gardner-Webb  
DL Sam Harper, Sr., Coastal Carolina  
DL Dennis Justiniani, Jr., Charleston Southern  
DL Eric Hall, Sr., VMI  
LB Jada Ross, R-Jr., Charleston Southern  
LB Jamar Leath, Sr., Coastal Carolina  
LB Manny Rojas, R-Sr., Liberty  
LB Mario E. Brown, Soph., Gardner-Webb  
DB Quinton Teal, Sr., Coastal Carolina  
DB C.J. Hirschman, Jr., Charleston Southern  
DB Daniel Cooke, Soph., Gardner-Webb  
DB Jamaal Walton, Sr., VMI

### SPECIAL TEAMS

PK Hunter Smith, Sr., Gardner-Webb  
P Michael Hanna, Soph., Gardner-Webb  
LS James Coble, Sr., Coastal Carolina  
RS Wynton Jackson, Jr., Liberty

### ALL-CONFERENCE SECOND-TEAM OFFENSE

QB Collin Drafts, Sr., Charleston Southern  
RB Zach Terrell, Soph., Liberty  
RB Aundres Perkins, Sr., Coastal Carolina  
WR Austin Gaines, Sr., Gardner-Webb  
WR Kory Alston, Sr., Gardner-Webb  
WR Brandon Turner, Jr., Liberty  
TE Chris Luck, Jr., Liberty  
OL Ricky Howell, Jr., Charleston Southern  
OL Robert Brown, Jr., VMI  
OL Ed Pinigis, Jr., Liberty  
OL Jarrett Winfrey, Sr., Liberty  
OL Alex Bragg, R-Soph., Charleston Southern

### DEFENSE

DL Thurston Lee, Sr., Gardner-Webb  
DL Steve Ackley, Jr., Liberty  
DL Jason Horn, Sr., Liberty  
DL Ronnie Mason, Soph., Coastal Carolina  
LB Stevie Ray Lloyd, Jr., Liberty  
LB Josh Mitchell, Jr., Charleston Southern  
LB Jonna Lee, Jr., Charleston Southern  
LB Mike Pavelko, Soph., Gardner-Webb  
DB Dewitt Myers, Sr., Coastal Carolina  
DB E.L. Estes, Jr., Liberty  
DB Ryan Greiser, Soph., Liberty  
DB Okeba Rollinson, R-Soph., Charleston So.

### SPECIAL TEAMS

PK Barrett Way, Jr., VMI  
P Adam Peters, Sr., VMI  
LS Matt Skeen, Sr., Gardner-Webb  
RS C.J. Hirschman, Jr., Charleston Southern

## 2007

### ALL-CONFERENCE FIRST-TEAM OFFENSE

QB Brock Smith, Jr., Liberty  
RB Rashad Jennings, R-Jr., Liberty  
RB Mike Tolbert, Sr., Coastal Carolina  
WR Jerome Simpson, Sr., Coastal Carolina  
WR Duvaughn Flagler, Sr., Gardner-Webb  
WR Dee Brown, Jr., Charleston Southern  
TE Chris Luck, R-Sr., Liberty  
OL Stephen Sene, R-Sr., Liberty  
OL Eddie Pinigis, Sr., Liberty  
OL Marshall Ausberry, R-Sr., Liberty  
OL Demario Deese, Jr., Gardner-Webb  
OL Britt Leggett, R-Jr., Coastal Carolina

### DEFENSE

DL Brian Johnston, Sr., Gardner-Webb  
DL Steve Ackley, Sr., Liberty  
DL Tommy Lloyd, R-Sr., VMI  
DL Adrain Grady, R-Sr., Coastal Carolina  
LB Jada Ross, R-Sr., Charleston Southern  
LB Vince Redd, R-Sr., Liberty  
LB Mario Brown, Jr., Gardner-Webb  
LB Stevie Ray Lloyd, Sr., Liberty  
DB Marrio Norman, R-Jr., Coastal Carolina  
DB Patrick Calvary, Jr., Liberty  
DB Brandon Autry, R-Soph., Coastal Carolina  
DB Cedric McGowan, Soph., Gardner-Webb

### SPECIAL TEAMS

PK Noah Greenbaum, Sr., Liberty  
P Michael Hanna, Jr., Gardner-Webb  
LS Dan Pope, R-Jr., Liberty  
KR Tim Maypray, Jr., VMI  
PR Wynton Jackson, R-Sr., Liberty

### ALL-CONFERENCE SECOND-TEAM OFFENSE

QB Kyle Hughes, Soph., VMI  
RB Zach Terrell, Jr., Liberty  
RB Howard Abegesah, Soph., VMI  
WR Wynton Jackson, R-Sr., Liberty  
WR Tim Maypray, Soph., VMI  
WR Dobson Collins, Jr., Gardner-Webb  
TE Ryan Ard, Jr., Charleston Southern  
OL Robert Brown, Sr., VMI  
OL Ricky Howell, Sr., Charleston Southern  
OL Ivan Anderson, Sr., Gardner-Webb  
OL Mike Godsil, Jr., Liberty  
OL Britt Stone, R-Jr., Liberty

### DEFENSE

DL Dennis Justiniani, Sr., Charleston Southern  
DL Colin Dugan, Jr., Liberty  
DL Phillip Oboh, Soph., Coastal Carolina  
DL Jacob Killeen, R-Jr., Charleston Southern  
LB Jeffery Williams, Fr., Gardner-Webb  
LB Anthony Steele, Sr., Coastal Carolina  
LB Nick Hursky, Jr., Liberty  
LB D.J. Rice, Jr., Coastal Carolina  
DB Whitmin Reese, Jr., Coastal Carolina  
DB Ryan Greiser, Jr., Liberty  
DB Daniel Cooke, Jr., Gardner-Webb  
DB Okeba Rollinson, R-Jr., Charleston Southern

### SPECIAL TEAMS

PK Nick Ellis, Sr., Charleston Southern  
P Zac Kolegue, Sr., Liberty  
LS Matt Hoisington, Sr., Charleston Southern  
KR Dominic Bolden, Jr., Liberty  
PR Dobson Collins, Jr., Gardner-Webb

## 2008

### ALL-CONFERENCE FIRST-TEAM OFFENSE

QB Brock Smith, Sr., Liberty  
RB Rashad Jennings, R-Sr., Liberty  
RB Edwin Gowins, Fr., Stony Brook  
WR Dobson Collins, Sr., Gardner-Webb  
WR Dominic Bolden, Sr., Liberty  
WR Gerald Stevenson, Soph., Charleston So.  
TE Josh Miller, Soph., Gardner-Webb  
OL Mike Godsil, Sr., Liberty  
OL Demario Deese, Sr., Gardner-Webb  
OL Britt Leggett, R-Sr., Coastal Carolina  
OL Steve Council, Sr., Stony Brook  
OL Britt Stone, R-Sr., Liberty

### DEFENSE

DL Jake Killeen, R-Sr., Charleston Southern  
DL James Harris, Sr., Stony Brook  
DL Phillip Oboh, Jr., Coastal Carolina  
DL Adam McKinney, Sr., Presbyterian  
LB Jeffery Williams, Soph., Gardner-Webb  
LB Nick Hursky, Sr., Liberty  
LB Antwan Thomas, Sr., Presbyterian  
LB D.J. Rice, Sr., Coastal Carolina  
DB Daniel Cooke, Sr., Gardner-Webb  
DB Philip Ashley, Jr., Charleston Southern  
DB Kent Hicks, R-Sr., Liberty  
DB Cedric McGowan, Jr., Gardner-Webb

### SPECIAL TEAMS

PK Ryan Gates, Fr., Gardner-Webb  
P Ben Erdman, Soph., Coastal Carolina  
LS Dan Pope, R-Sr., Liberty  
KR Gerald Stevenson, Soph., Charleston So.  
PR Dominic Bolden, Sr., Liberty

### ALL-CONFERENCE SECOND-TEAM OFFENSE

QB Tim Maypray, Jr., VMI  
RB Conte Cuttino, Jr., Stony Brook  
RB Howard Abegesah, Jr., VMI  
WR Jonathan Crawford, R-Sr., Liberty  
WR James Perry III, R-Fr., Gardner-Webb  
WR Brandon Clark, Sr., Presbyterian  
TE Corey Rasberry, R-Sr., Liberty  
OL Lawrence Lovell, Sr., Stony Brook  
OL Alex Bragg, R-Sr., Charleston Southern  
OL George Handler, R-Jr., VMI  
OL James Boatright, Soph., VMI  
OL Corey O'Daniel, Soph., Gardner-Webb

### DEFENSE

DL Justin Witzmann, R-Sr., Charleston So.  
DL Kevin Richard, R-Sr., Liberty  
DL Jordan Woods, Fr., Gardner-Webb  
DL Colin Dugan, Sr., Liberty  
LB Marty Patterson, Soph., Gardner-Webb  
LB Andrew McKain, R-Jr., Charleston Southern  
LB Tyler Santucci, Jr., Stony Brook  
LB A.J. Gross, R-Fr., VMI  
LB Ryan Greiser, Sr., Liberty  
DB Anthony McKnight, Sr., Presbyterian  
DB Pat Calvary, Sr., Liberty  
DB Chris Richards, Jr., Stony Brook

### SPECIAL TEAMS

PK John Paglia, Soph., Charleston Southern  
P Bryson Summers, Sr., Presbyterian  
LS Travis Ludden, Sr., VMI  
KR Dominic Bolden, Sr., Liberty  
PR Dobson Collins, Sr., Gardner-Webb

## 2009

### ALL-CONFERENCE FIRST-TEAM OFFENSE

QB Stan Doolittle, Sr., Gardner-Webb  
RB Edwin Gowins, Soph., Stony Brook  
RB Conte Cuttino, Sr., Stony Brook  
WR Mike Brown, R-Soph., Liberty  
WR Gerald Stevenson, Jr., Charleston Southern  
WR James Perry III, R-Soph., Gardner-Webb  
TE David Duran, R-Soph., Coastal Carolina  
OL Bryan Mosier, R-Sr., Liberty  
OL Paul Fenaroli, Jr., Stony Brook  
OL Corey O'Daniel, Jr., Gardner-Webb  
OL George Handler, R-Sr., VMI  
OL Josh Weaver, R-Sr., Liberty

### DEFENSE

DL Trey Jacobs, Sr., Liberty  
DL Phillip Oboh, Sr., Coastal Carolin  
DL Matt Goods, Fr., Gardner-Webb  
DL Joel Walton, Jr., Charleston Southern  
LB Tyler Santucci, Sr., Stony Brook  
LB Marty Patterson, Jr., Gardner-Webb  
LB Mario Brown, R-Sr., Gardner-Webb  
LB Andrew McKain, R-Sr., Charleston Southern  
DB Josh Norman, Soph., Coastal Carolina  
DB Arin West, Jr., Stony Brook  
DB KaJuan Lee, R-Soph., Liberty  
DB Chris Kuzdale, Soph., Charleston Southern

### SPECIAL TEAMS

PK Matt Bevins, Soph., Liberty  
P Marc Ray, R-Fr., VMI  
LS Andrew McKain, R-Sr., Charleston Southern  
KR David Montgomery, Sr., Gardner-Webb  
PR Tim Maypray, Sr., VMI

### ALL-CONFERENCE SECOND-TEAM OFFENSE

QB Tommy Beecher, R-Sr., Liberty  
RB Howard Abegesah, Sr., VMI  
RB Patrick Hall, Jr., Gardner-Webb  
WR Chris Summers, R-Soph., Liberty  
WR Patrick McKoy, Soph., Presbyterian  
WR Kwame Krakue, R-Jr., Charleston Southern  
TE Will Quarles, R-Sr., Liberty  
OL Ryan Boehm, R-Sr., Coastal Carolina  
OL Kyle Webber, Sr., Gardner-Webb  
OL J.W. Myers, R-Sr., Charleston Southern  
OL Mario Cosby, R-Sr., Liberty  
OL Alex Stadler, R-Jr., Liberty

### DEFENSE

DL Josh Wine, Jr., VMI  
DL Quinon Isom, R-Sr., Gardner-Webb  
DL Asa Chapman, Soph., Liberty  
DL Chris Perri, Sr., Stony Brook  
LB Doncel Bolt, Jr., Liberty  
LB Wes Cheek, Sr., Liberty  
LB Emilio Calvin, R-Soph., VMI  
LB Desmond Steward, R-Soph., Coastal Caro.  
DB Byron Allen, R-Soph., VMI  
DB Chris Rocco, Sr., Liberty  
DB Justin Bethel, Soph., Presbyterian  
DB Chris Richards, Sr., Stony Brook

### SPECIAL TEAMS

PK John Paglia, Jr., Charleston Southern (tie)  
PK Ryan Gates, Soph., Gardner-Webb (tie)  
P Mike Larsson, Soph., Liberty  
LS Matt Quinn, Sr., Presbyterian  
KR Aaron Hewlett, R-Sr., Liberty  
PR Antwan Ivey, Soph., Charleston Southern

## 2010

### ALL-CONFERENCE FIRST-TEAM OFFENSE

QB Mike Brown, R-Jr., Liberty  
RB Miguel Maysonet, Soph., Stony Brook  
RB Brock Jackolski, Jr., Stony Brook  
WR Chris Summers, R-Jr., Liberty  
WR Gerald Stevenson, Sr., Charleston Southern  
WR James Perry III, R-Jr., Gardner-Webb  
TE David Duran, R-Jr., Coastal Carolina  
OL Paul Fenaroli, Sr., Stony Brook  
OL Alex Stadler, R-Sr., Liberty  
OL Corey O'Daniel, Sr., Gardner-Webb  
OL Justin Vargas, R-Sr., Liberty  
OL Brian Crew, Sr., Stony Brook

### DEFENSE

DL Preston Pemasa, Fr., Gardner-Webb  
DL Terry Adams, R-Sr., Liberty  
DL Josh Wine, Sr., VMI  
DL Asa Chapman, Jr., Liberty  
LB Andrae Jacobs, Soph., Coastal Carolina  
LB A.J. Gross, R-Jr., VMI  
LB Kyle O'Donnell, R-Sr., Liberty  
LB Chris Patrick, R-Sr., Charleston Southern  
DB Arin West, Sr., Stony Brook  
DB Josh Norman, Jr., Coastal Carolina  
DB Charles James, R-Soph., Charleston So.  
DB Dominique Davenport, R-Sr., Coastal Caro.

### SPECIAL TEAMS

PK Matt Bevins, Jr., Liberty  
P Mike Larsson, Jr., Liberty  
LS Daniel Bonifas, R-Sr., Coastal Carolina  
KR Gerald Stevenson, Sr., Charleston Southern  
PR Michael Rainey-Wiles, Sr., VMI

### ALL-CONFERENCE SECOND-TEAM OFFENSE

QB Zach MacDowall, R-Sr., Coastal Carolina  
RB Eric O'Neal, Sr., Coastal Carolina  
RB Patrick Hall, Sr., Gardner-Webb (tie)  
RB Trandon Dendy, R-Sr., Presbyterian (tie)  
WR Matt Brevi, Jr., Stony Brook  
WR Brandon Whitley, R-Sr., Coastal Carolina  
WR B.J. Hayes, R-Jr., Liberty  
TE Josh Miller, Sr., Gardner-Webb  
OL Seth Smalls, Sr., Coastal Carolina  
OL Jordan Lancaster, R-Sr., Charleston So.  
OL Soeren Wendland, R-Sr., Liberty  
OL Jamey Cheatwood, R-Fr., Coastal Carolina  
OL Jamie Dunaway, Soph., Gardner-Webb

### DEFENSE

DL Damiso Alexander, R-Sr., VMI  
DL Kent Harper, Sr., Coastal Carolina  
DL Patrick Bannon, Sr., Liberty  
DL Joel Walton, Sr., Charleston Southern  
LB Craig Richardson, Soph., Stony Brook  
LB Jeffery Williams, Sr., Gardner-Webb  
LB Derek Brown, Sr., Presbyterian College  
LB Doncel Bolt, Sr., Liberty  
DB Cedric McGowan, R-Sr., Gardner-Webb  
DB Justin Bethel, Jr., Presbyterian College  
DB Byron Allen, R-Jr., VMI  
DB Bryce Nixon, R-Jr., Gardner-Webb

### SPECIAL TEAMS

PK Wesley Skiffington, R-Soph., Stony Brook  
P Patrick Morgano, Soph., Presbyterian  
LS Hudson Smith, Fr., Gardner-Webb  
KR Brock Jackolski, Jr., Stony Brook  
PR Niccolo Mastromatteo, Fr., Coastal Carolina



## 2011 ALL-CONFERENCE FIRST-TEAM OFFENSE

QB Mike Brown, R-Sr, Liberty  
RB Miguel Maysonet, Jr, Stony Brook  
RB Brock Jackolski, Sr, Stony Brook  
WR Chris Summers, R-Sr, Liberty  
WR James Perry III, R-Sr, Gardner-Webb  
WR Nathan Perera, Soph, Charleston Southern  
TE Tommy Shaver, R-Sr, Liberty  
OL Joe Faiella, Sr, Stony Brook  
OL Rob Bailey, Sr, VMI  
OL Jamie Dunaway, Jr, Gardner-Webb  
OL Malcolm Boyd, Jr, Liberty  
OL Max Travis, Sr, Presbyterian College

### DEFENSE

DL Preston Pemasa, Soph, Gardner-Webb  
DL Ryan Haber, R-Sr, Stony Brook  
DL Brian Davis, Sr, Presbyterian College  
DL Matt Goods, R-Soph, Gardner-Webb  
LB Marty Patterson, R-Sr, Gardner-Webb  
LB A.J. Gross, R-Sr, VMI  
LB Jawara Dudley, Soph, Stony Brook  
LB Andrae Jacobs, Jr, Coastal Carolina  
DB Justin Bethel, Sr, Presbyterian College  
DB Josh Norman, Sr, Coastal Carolina  
DB Charles James, R-Jr, Charleston Southern  
DB Chris Kuzdale, Sr, Charleston Southern

### SPECIAL TEAMS

PK Wesley Skiffington, R-Jr, Stony Brook  
P Mike Larsson, Sr, Liberty  
LS Richard Wright, R-Soph, Liberty  
KR Kevin Fogg, Jr, Liberty  
PR Ricky Rhodes, R-Jr, Gardner-Webb

## ALL-CONFERENCE SECOND-TEAM OFFENSE

QB Kyle Essington, Jr, Stony Brook  
RB Kenny Little, R-Jr, Gardner-Webb  
RB Lance Byrd, Jr, Presbyterian College  
WR Pat Kelly, Jr, Liberty  
WR Matt Hazel, Soph, Coastal Carolina  
WR Tracy Hairston, R-Sr, VMI  
TE Jamie Childers, Sr, Coastal Carolina  
OL Steve Demilio, R-Jr, Gardner-Webb  
OL Jamey Cheatwood, R-Soph, Coastal Caro.  
OL Toney White, R-Sr, Liberty  
OL Tim Franklin, Sr, Coastal Carolina  
OL Aaron Lundy, R-Jr, Liberty

### DEFENSE

DL Asa Chapman, Sr, Liberty  
DL Roosevelt Kirk, Sr, Stony Brook  
DL Chris Thomas, Jr, Coastal Carolina  
DL Francis Bah, R-Soph, Liberty (tie)  
DL Derren Evans, Sr, Presbyterian College (tie)  
LB Nick Sigmon, R-Fr, Liberty  
LB CeeJay Harris, Sr, Presbyterian College  
LB Mike Chocholousek, Jr, Charleston So.  
LB Desmond Steward, Sr, Coastal Carolina  
DB Byron Allen, R-Sr, VMI  
DB Walt Aikens, R-Soph, Liberty  
DB Dominick Reyes, R-Jr, Stony Brook  
DB Kevin Fogg, Jr, Liberty

### SPECIAL TEAMS

PK Trevor Austin, Fr, Gardner-Webb  
P Patrick Morgano, Jr, Presbyterian College  
LS Mike Chocholousek, Jr, Charleston So.  
KR Brock Jackolski, Sr, Stony Brook  
PR Niccolo Mastromatteo, Soph, Coastal Caro.

## 2012 ALL-CONFERENCE FIRST-TEAM OFFENSE

QB Aramis Hillary, Sr, Coastal Carolina  
RB Miguel Maysonet, Sr, Stony Brook  
RB Aldreakis Allen, Jr, Liberty  
WR Kevin Norrell, Sr, Stony Brook  
WR Pat Kelly, Sr, Liberty  
WR Matt Hazel, Jr, Coastal Carolina  
TE Seth Cranfill, R-Soph, Gardner-Webb  
OL Michael Bamiro, R-Jr, Stony Brook  
OL Pat Williams, Sr, Coastal Carolina  
OL Mike Lisi, Soph, Stony Brook  
OL Steve Demilio, R-Sr, Gardner-Webb  
OL Aaron Lundy, R-Sr, Liberty

### DEFENSE

DL Jonathan Coats, Sr, Stony Brook  
DL Charlie Jones, Sr, VMI  
DL Johnny Hartsfield, Sr, Coastal Carolina  
DL Quinton Davis, Sr, Coastal Carolina  
LB Quinn Backus, Soph, Coastal Carolina  
LB Nick Sigmon, R-Soph, Liberty  
LB Tanner Burch, Soph, Gardner-Webb  
LB Jawara Dudley, Jr, Stony Brook  
DB Charles James, R-Sr, Charleston Southern  
DB Dominick Reyes, R-Sr, Stony Brook  
DB Brent Vinson, Sr, Liberty  
DB Dontavais Johnson, Sr, Coastal Carolina

### SPECIAL TEAMS

PK Wesley Skiffington, R-Sr, Stony Brook  
P Bo Lindsey, Sr, Gardner-Webb  
LS Richard Wright, R-Jr, Liberty  
KR Michael Ruff, Sr, Presbyterian  
PR Niccolo Mastromatteo, Jr, Coastal Carolina

## ALL-CONFERENCE SECOND-TEAM OFFENSE

QB Kyle Essington, Sr, Stony Brook  
RB Jeremy Height, Sr, Coastal Carolina  
RB Kenny Little, R-Sr, Gardner-Webb  
WR Kenny Cook, R-Soph, Gardner-Webb  
WR Niccolo Mastromatteo, Jr, Coastal Carolina  
WR Larry Jones III, Fr, Charleston Southern  
TE David Duran, R-Sr, Coastal Carolina  
OL Scott Hernandez, R-Jr, Stony Brook  
OL Jamie Dunaway, Sr, Gardner-Webb  
OL Jay Weatherington, Sr, Liberty  
OL Chad Hamilton, R-Soph, Coastal Carolina  
OL Austin Sargent, Sr, Gardner-Webb

### DEFENSE

DL Maurice Dickson, Jr, Gardner-Webb  
DL Bryant Lewellyn, R-Sr, Liberty  
DL Preston Pemasa, Jr, Gardner-Webb  
DL Cory Freeman, R-Jr, Liberty  
LB Mike McClure, Jr, Coastal Carolina  
LB Scott Hyland, Jr, Liberty  
LB Donelle Williams, Soph, Presbyterian  
LB LJ Perry, Jr, Presbyterian  
DB Walt Aikens, R-Jr, Liberty  
DB Davonte Anderson, Jr, Stony Brook  
DB Elijah Lee, Jr, Charleston Southern  
DB Cedrick Moore, Sr, Stony Brook

### SPECIAL TEAMS

PK John Lunsford, Fr, Liberty  
P Grant Bowden, Jr, Liberty  
LS Hudson Smith, Jr, Gardner-Webb  
KR J.J. Hubbard, Soph, Gardner-Webb  
PR J.J. Hubbard, Soph, Gardner-Webb

## 2013 ALL-CONFERENCE FIRST-TEAM OFFENSE

QB Alex Ross, R-Soph, Coastal Carolina  
RB Lorenzo Taliaferro, Sr, Coastal Carolina  
RB Christian Reyes, Jr, Charleston Southern  
WR Kenny Cook, R-Jr, Gardner-Webb  
WR Matt Hazel, Sr, Coastal Carolina  
WR Darrin Peterson, Soph, Liberty  
TE Brandon Apon, R-Sr, Liberty  
OL Jamey Cheatwood, R-Sr, Coastal Carolina  
OL Hunter Steward, Sr, Liberty  
OL Chad Hamilton, R-Jr, Coastal Carolina  
OL Drew Herring, R-Sr, Coastal Carolina  
OL Clayton Truitt, Jr, Charleston Southern

### DEFENSE

DL Shaquille Riddick, Jr, Gardner-Webb  
DL Preston Pemasa, Sr, Gardner-Webb  
DL Chima Uzowihe, Soph, Liberty  
DL O.J. Le'iatua Mau, Soph, Gardner-Webb  
LB Quinn Backus, Jr, Coastal Carolina  
LB Tanner Burch, Jr, Gardner-Webb  
LB Nick Sigmon, R-Jr, Liberty  
LB Calvin Bryant, Jr, Charleston Southern  
DB Jacob Hagen, R-Jr, Liberty  
DB Walt Aikens, R-Sr, Liberty  
DB Kevin Fogg, R-Sr, Liberty  
DB Keon Williams, Sr, Gardner-Webb

### SPECIAL TEAMS

PK Alex Catron, Jr, Coastal Carolina  
P Jordan Day, R-Sr, Gardner-Webb  
LS Richard Wright, R-Sr, Liberty  
KR Devin Brown, Fr, Coastal Carolina  
PR Jeremiah McKie, Jr, Presbyterian College

## ALL-CONFERENCE SECOND-TEAM OFFENSE

QB Josh Woodrum, R-Soph, Liberty  
RB Desmond Rice, Jr, Liberty  
RB Juanne Blount, R-Jr, Gardner-Webb  
WR Tobin Antigha, Jr, Presbyterian College  
WR Sam Patterson, Soph, VMI  
WR DeMario Bennett, Sr, Coastal Carolina  
TE Mike Estes, R-Fr, Gardner-Webb  
OL Jonathan Burgess, Soph, Liberty  
OL Mitch Hanson, R-Jr, Liberty  
OL Will Lucas, Sr, VMI  
OL Greg Ray, R-Jr, Liberty  
OL Tim Fowler, R-Sr, Presbyterian College

### DEFENSE

DL Cory Freeman, R-Sr, Liberty  
DL James Smith, Jr, Charleston Southern  
DL Dylan Black, Jr, Charleston Southern  
DL Calvin Hollenhorst, R-Soph, Coastal Caro.  
LB Mike McClure, Sr, Coastal Carolina  
LB Chad Geter, Soph, Gardner-Webb  
LB Weston Reber, R-Sr, VMI  
LB Scott Hyland, Sr, Liberty  
DB Elijah Lee, Sr, Charleston Southern  
DB Demaris Freeman, R-Jr, Charleston So.  
DB Richie Sampson, Soph, Coastal Carolina  
DB Denzel Rice, Jr, Coastal Carolina

### SPECIAL TEAMS

PK Jordan Day, R-Sr, Gardner-Webb  
P David Eberhardt, R-Sr, VMI  
LS Hudson Smith, R-Sr, Gardner-Webb  
KR Jeremiah McKie, Jr, Presbyterian College  
PR Niccolo Mastromatteo, Sr, Coastal Carolina

## 2014 ALL-CONFERENCE FIRST-TEAM OFFENSE

QB Alex Ross, R-Jr., Coastal Carolina  
RB De'Angelo Henderson, R-Soph., Coastal  
RB D.J. Abnar, Jr., Liberty  
WR Darrin Peterson, Jr., Liberty  
WR Kenny Cook, R-Sr., Gardner-Webb  
WR Neal Sterling, R-Sr., Monmouth  
TE Seth Cranfill, R-Sr., Gardner-Webb  
OL Chad Hamilton, R-Sr., Coastal Carolina  
OL Kevin Hart, Sr., Coastal Carolina  
OL Clayton Truitt, Sr., Charleston Southern  
OL Jonathan Burgess, Jr., Liberty  
OL Mitch Hanson, R-Sr., Liberty

### DEFENSE

DL Chima Uzowihe, Jr., Liberty  
DL O.J. Mau, Jr., Gardner-Webb  
DL Roderick Holder, Jr., Coastal Carolina  
DL Dominique Davis, Sr., Liberty  
LB Quinn Backus, Sr., Coastal Carolina  
LB Donelle Williams, R-Jr., Presbyterian  
LB Aaron Cook, Soph., Gardner-Webb  
LB Aaron Brown, Jr., Charleston Southern  
DB Jacob Hagen, R-Sr., Liberty  
DB Ed Britt, Jr., Presbyterian College  
DB Pernell Williams, R-Sr., Coastal Carolina  
DB Mike Basile, Fr., Monmouth

### SPECIAL TEAMS

PK John Lunsford, Jr., Liberty  
P Trey Turner, R-Fr., Liberty  
LS Shane Ballard, R-Sr., Coastal Carolina  
KR Devin Brown, R-Soph., Coastal Carolina  
PR Darius Hammond, Soph., Charleston So.

## ALL-CONFERENCE SECOND-TEAM OFFENSE

QB Josh Woodrum, R-Jr., Liberty  
RB Christian Reyes, Sr., Charleston Southern  
RB Lavon Chaney, Soph., Monmouth  
WR Bruce Mapp, R-Soph., Coastal Carolina  
WR John Israel, R-Jr., Coastal Carolina  
WR Tobi Antigha, Sr., Presbyterian College  
TE Dexter Herman, Sr., Liberty  
OL Mo Ashley, R-Sr., Coastal Carolina  
OL Greg Ray, R-Sr., Liberty  
OL Reece Johnston, R-Sr., Monmouth  
OL Devinn Ritter, Sr., Presbyterian College  
OL Erik Austell, R-Soph., Charleston Southern

### DEFENSE

DL Toby Oneychi, R-Sr., Liberty  
DL Calvin Hollenhorst, R-Jr., Coastal Carolina  
DL Dylan Black, Sr., Charleston Southern  
DL Darnell Leslie, R-Soph., Monmouth  
LB John Siczkowski, Jr., Monmouth  
LB Brett Johnson, R-Sr., Coastal Carolina  
LB Nick Sigmon, R-Sr., Liberty  
LB Nick Newman, Soph., Liberty  
DB Troy McGowens, Soph., Charleston So.  
DB Ivan Toomer, R-Jr., Gardner-Webb  
DB Demaris Freeman, R-Sr., Charleston So.  
DB Denzel Rice, Sr., Coastal Carolina

### SPECIAL TEAMS

PK Alex Catron, Sr., Coastal Carolina  
P Ryan Mohr, Sr., Monmouth  
LS Cannon Jordan, R-Sr., Presbyterian College  
KR J.J. Hubbard, Sr., Gardner-Webb  
PR J.J. Hubbard, Sr., Gardner-Webb

## 2015 ALL-CONFERENCE FIRST-TEAM OFFENSE

QB Alex Ross, R-Sr., Coastal Carolina  
RB De'Angelo Henderson, R-Jr., Coastal Caro.  
RB Darrell Bridges, R-Soph., Presbyterian  
WR Darrin Peterson, Sr., Liberty  
WR Bruce Mapp, R-Jr., Coastal Carolina  
WR Darren Ambush, Jr., Monmouth  
TE Mike Estes, R-Jr., Gardner-Webb  
OL Jonathan Burgess, Sr., Liberty  
OL Erik Austell, R-Jr., Charleston Southern  
OL Max Sommer, R-Sr., Liberty  
OL Sam Ekwonike, R-Jr., Coastal Carolina  
OL Voghens Larrieux, R-Jr., Coastal Carolina

### DEFENSE

DL Chima Uzowihe, Sr., Liberty  
DL O.J. Mau, Sr., Gardner-Webb  
DL Anthony Ellis, Soph., Charleston Southern  
DL Jabarai Bothwell, Jr., Coastal Carolina  
LB Chad Geter, R-Jr., Gardner-Webb  
LB Aaron Brown, Sr., Charleston Southern  
LB Donelle Williams, R-Sr., Presbyterian  
LB Solomon Brown, R-Fr., Charleston Southern  
DB Mike Basile, Soph., Monmouth  
DB Ed Britt, Sr., Presbyterian  
DB Malcolm Jackson, Sr., Charleston Southern  
DB Taylor Henkle, R-Fr., Kennesaw State

### SPECIAL TEAMS

PK Ryan Granger, R-Jr., Coastal Carolina  
P Stephen Doar, R-Sr., Presbyterian  
LS Joseph Smith, R-Jr., Charleston Southern  
KR Devin Brown, R-Jr., Coastal Carolina  
PR Darius Hammond, Jr., Charleston Southern

## ALL-CONFERENCE SECOND-TEAM OFFENSE

QB Josh Woodrum, R-Sr., Liberty (tie)  
QB Austin Brown, Sr., Charleston Southern (tie)  
RB Lavon Chaney, Jr., Monmouth  
RB Darius Hammond, Jr., Charleston Southern  
WR Nathan Perera, R-Sr., Charleston Southern  
WR Chris Jones, R-Soph., Coastal Carolina  
WR Zac Parker, Jr., Liberty  
TE Hakeem Valles, R-Sr., Monmouth  
OL Jackson Williamson, Jr., Charleston So.  
OL Benny Timmons, R-Sr., Charleston So.  
OL Alex Thompson, Soph., Monmouth  
OL Chase Tidwell, R-Jr., Coastal Carolina  
OL Malik Letatau, Jr., Kennesaw State

### DEFENSE

DL Roderick Holder, Sr., Coastal Carolina  
DL Ugonna Akoh, R-Jr., Presbyterian  
DL Jebrai Regan, Sr., Gardner-Webb  
DL Calvin Hollenhorst, R-Sr., Coastal Carolina  
LB Alex Searce, Jr., Coastal Carolina  
LB Nick Newman, Jr., Liberty  
LB Payton Minnich, Jr., Monmouth  
LB Aaron Cook, Jr., Gardner-Webb  
DB Troy McGowens, Jr., Charleston Southern  
DB Derrick Farrow, Jr., Kennesaw State  
DB Chris Turner, R-Fr., Liberty  
DB Joe Johnson, Sr., Monmouth

### SPECIAL TEAMS

PK John Lunsford, Sr., Liberty  
P Trey Turner, R-Soph., Liberty  
LS Hunter Winstead, R-Soph., Liberty  
PR Chris Jones, R-Soph., Coastal Carolina

## 2016 ALL-CONFERENCE FIRST-TEAM OFFENSE

QB Tyrell Maxwell, Jr., Gardner-Webb  
RB Mike Holloway, Sr., Charleston Southern  
RB Chaston Bennett, Sr., Kennesaw State  
WR Reggie White Jr., R-Soph., Monmouth  
WR Justin Sumpter, R-Soph., Kennesaw State  
WR Dante' Shells, Sr., Liberty  
TE Mike Estes, R-Sr., Gardner-Webb  
OL Erik Austell, R-Sr., Charleston Southern  
OL Malik Letatau, Sr., Kennesaw State  
OL Frank Cirone, Jr., Charleston Southern  
OL David Sutton, R-Sr., Gardner-Webb  
OL Alex Thompson, Jr., Monmouth

### DEFENSE

DL Anthony Ellis, Jr., Charleston Southern  
DL Juwan Wells, Soph., Liberty  
DL Tonarius Portress, Jr., Kennesaw State  
DL Desmond Johnson, R-Fr., Kennesaw State  
LB Chad Geter, R-Sr., Gardner-Webb  
LB Solomon Brown, R-Soph., Charleston So.  
LB Aaron Cook, Sr., Gardner-Webb  
LB Nick Newman, Sr., Liberty  
DB Mike Basile, Jr., Monmouth  
DB Troy McGowens, Sr., Charleston Southern  
DB Dante Blackmon, R-Sr., Kennesaw State  
DB Jaylan Foster, Fr., Gardner-Webb

### SPECIAL TEAMS

PK Alex Probert, Fr., Liberty  
P Trey Turner, R-Jr., Liberty  
LS Hunter Winstead, R-Jr., Liberty  
KR Darius Hammond, Sr., Charleston Southern  
PR Darius Hammond, Sr., Charleston Southern

## ALL-CONFERENCE SECOND-TEAM OFFENSE

QB Chandler Burks, R-Soph., Kennesaw State  
RB Khalil Lewis, R-Soph., Gardner-Webb  
RB Darius Hammond, Sr., Charleston Southern  
WR Kameron Brown, R-Fr., Charleston Southern  
WR Darren Ambush, Sr., Monmouth  
WR DaShawn Davis, Soph., Presbyterian  
TE Kendall Couamin, Sr., Liberty  
OL Caleb Smith, R-Sr., Gardner-Webb  
OL Lucas Holder, R-Jr., Liberty  
OL Zach Mitchler, R-Soph., Kennesaw State  
OL Will Millikan, Soph., Gardner-Webb  
OL Dontae Duff, R-Fr., Liberty

### DEFENSE

DL Darnell Leslie, R-Sr., Monmouth  
DL Khari Rosier, Sr., Presbyterian  
DL P.J. Fuimaono, Jr., Gardner-Webb  
DL Obinna Ntiasagwe, R-Jr., Presbyterian  
LB Zane Cruz, Jr., Charleston Southern  
LB Anthony Gore Jr., R-Soph., Kennesaw State  
LB Izzy Sam, R-Jr., Kennesaw State  
LB Dexter Robbins, Sr., Liberty  
DB Corbin Jackson, Sr., Charleston Southern  
DB Chris Turner, R-Soph., Liberty  
DB Derrick Farrow, Sr., Kennesaw State  
DB Alpha Jalloh, Sr., Liberty

### SPECIAL TEAMS

PK Paul Schumacher, Jr., Gardner-Webb  
P Brett Norton, Soph., Presbyterian  
LS Joseph Smith, R-Sr., Charleston Southern  
KR Frankie Hickson, R-Fr., Liberty



## 2017

### ALL-CONFERENCE FIRST-TEAM OFFENSE

QB	Chandler Burks, R-Jr., Kennesaw State
RB	Pete Guerriero, R-Fr., Monmouth
RB	Torrance Marable, Fr., Presbyterian College
WR	Reggie White Jr., R-Jr., Monmouth
WR	Antonio Gandy-Golden, Soph., Liberty
WR	Justin Sumpter, R-Jr., Kennesaw State
TE	Jake Powell, R-Soph., Monmouth
OL	Alex Thompson, Sr., Monmouth
OL	Zach Mitchler, R-Jr., Kennesaw State
OL	C.J. Collins, R-Jr., Kennesaw State
OL	Frank Cirone, Sr., Charleston Southern
OL	Ryan Wetzel, R-Jr., Monmouth

### DEFENSE

DL	Anthony Ellis, Sr., Charleston Southern
DL	Johnny Robinson, Jr., Charleston Southern
DL	Solomon Brown, R-Jr., Charleston Southern
DL	Desmond Johnson, R-So., Kennesaw State
LB	Bryson Armstrong, R-Fr., Kennesaw State
LB	Kenyatta Dunbar, Sr., Gardner-Webb
LB	Anthony Gore Jr., R-Jr., Kennesaw State
LB	Izzy Sam, R-Sr., Kennesaw State
DB	Mike Basile, Sr., Monmouth
DB	Rock Ya-Sin, Jr., Presbyterian College
DB	Taylor Henkle, R-Jr., Kennesaw State
DB	Teddie Martinez, R-Sr., Monmouth

### SPECIAL TEAMS

PK	Justin Thompson, Jr., Kennesaw State
P	Kyle Reighard, R-Soph., Charleston So.
LS	Hunter Winstead, Gr., Liberty
KR	Pete Guerriero, R-Fr., Monmouth
PR	Kamau Dumas, R-Sr., Monmouth

### ALL-CONFERENCE SECOND-TEAM OFFENSE

QB	Stephen Calvert, Soph., Liberty
RB	Carrington Mosley, R-Sr., Liberty
RB	Jake McKenzie, R-Jr., Kennesaw State
WR	Kameron Brown, R-Soph., Charleston So.
WR	B.J. Farrow, R-Jr., Liberty
WR	DaShawn Davis, Jr., Presbyterian College
OL	Joseph Alexander Jr., R-Jr., Kennesaw State
OL	Ryan Warrior, R-Jr., Kennesaw State
OL	Matt Frank, R-Sr., Kennesaw State
OL	Matt Stoneberg, R-Sr., Monmouth
OL	Dontae Duff, R-Soph., Liberty

### DEFENSE

DL	Tonarius Portress, Sr., Kennesaw State
DL	Juwan Wells, Jr., Liberty
DL	Manny Maragoto, R-Sr., Monmouth
DL	Josh Ramseur, R-Jr., Gardner-Webb
LB	Grant Beidel, R-Sr., Presbyterian College
LB	J.D. Sosebee, R-Soph., Charleston Southern
LB	Zane Cruz, Sr., Charleston Southern
LB	Solomon McGinty, Gr., Liberty
DB	Shadarius Hopkins, Jr., Charleston So.
DB	Jeremy Peters, Jr., Liberty
DB	Jace White, R-Jr., Kennesaw State
DB	Tymere Berry, R-Soph., Monmouth

### SPECIAL TEAMS

PK	Alex Probert, Soph., Liberty
P	Trey Turner, Gr., Liberty
LS	Drew McCracken, Jr., Kennesaw State
KR	Frankie Hickson, R-Soph., Liberty
PR	Taz Lindsey, Jr., Charleston Southern



MIKE BASILE

## 4-TIME ALL-CONFERENCE (12)

Hunter Smith, Gardner-Webb	2003-04-05-06
Adrain Grady, Coastal Carolina	2003-04-05-07
Jada Ross, Charleston Southern	2004-05-06-07
Jerome Simpson, Coastal Carolina	2004-05-06-07
Daniel Cooke, Gardner-Webb	2005-06-07-08
Demario Deese, Gardner-Webb	2005-06-07-08
James Perry III, Gardner-Webb	2008-09-10-11
Niccolo Mastromatteo, Coastal Carolina	2010-11-12-13
Preston Pemasa, Gardner-Webb	2010-11-12-13
Nick Sigmon, Liberty	2011-12-13-14
Mike Basile, Monmouth	2014-15-16-17
Trey Turner, Liberty	2014-15-16-17

## 3-TIME ALL-CONFERENCE (90)

Bowe Butler, Charleston Southern	2002-03-04
Keppy Baucom, Gardner-Webb	2002-03-04
Ryan Smith, Gardner-Webb	2002-03-04
Harold Wells, Gardner-Webb	2002-03-04
Graham Whitlock, Gardner-Webb	2002-03-04
Mario Williams, Gardner-Webb	2002-03-04
Dre Barnes, Liberty	2002-03-04
Maurice Simpkins, Coastal Carolina	2003-04-05
Antwon Trice, Coastal Carolina	2003-04-05
Nick Roberts, Gardner-Webb	2003-04-05
Zohn Burden, VMI	2003-04-05
Robert Mason, VMI	2003-04-05
Sean Mizzer, VMI	2003-04-06
Aundres Perkins, Charleston Southern	2003-05-06
Collin Drafts, Charleston Southern	2004-05-06
Maurice Price, Charleston Southern	2004-05-06
Brad Poston, Coastal Carolina	2004-05-06
Quinton Teal, Coastal Carolina	2004-05-06
Kory Alston, Gardner-Webb	2004-05-06
Du Vaughn Flagler, Gardner-Webb	2005-06-07
Michael Hanna, Gardner-Webb	2005-06-07
Brian Johnston, Gardner-Webb	2005-06-07
Chris Luck, Liberty	2005-06-07
Zach Terrell, Liberty	2005-06-07
Patrick Calvary, Liberty	2005-07-08
Ryan Greiser, Liberty	2006-07-08
Rashad Jennings, Liberty	2006-07-08
Mario Brown, Gardner-Webb	2006-07-09
Phillip Oboh, Coastal Carolina	2007-08-09
Tim Maypray, VMI	2007-08-09
Howard Abegesah, VMI	2007-08-09
Jeffery Williams, Gardner-Webb	2007-08-10
Cedric McGowan, Gardner-Webb	2007-08-10
Gerald Stevenson, Charleston Southern	2008-09-10
Corey O'Daniel, Gardner-Webb	2008-09-10
Josh Norman, Coastal Carolina	2009-10-11
Marty Patterson, Gardner-Webb	2008-09-11
Mike Brown, Liberty	2009-10-11
Asa Chapman, Liberty	2009-10-11

Mike Larsson, Liberty	2009-10-11
Chris Summers, Liberty	2009-10-11
Justin Bethel, PC	2009-10-11
A.J. Gross, VMI	2008-10-11
Byron Allen, VMI	2009-10-11
Miguel Maysonet, Stony Brook	2010-11-12
Charles James, Charleston Southern	2010-11-12
Wesley Skiffington, Stony Brook	2010-11-12
David Duran, Coastal Carolina	2009-10-12
Jamie Dunaway, Gardner-Webb	2010-11-12
Matt Hazel, Coastal Carolina	2011-12-13
Jamey Cheatwood, Coastal Carolina	2010-11-13
Hudson Smith, Gardner-Webb	2010-12-13
Walt Aikens, Liberty	2011-12-13
Richard Wright, Liberty	2011-12-13
Kenny Cook, Gardner-Webb	2012-13-14
Chad Hamilton, Coastal Carolina	2012-13-14
Quinn Backus, Coastal Carolina	2012-13-14
Alex Ross, Coastal Carolina	2013-14-15
Darrin Peterson, Liberty	2013-14-15
Jonathan Burgess, Liberty	2013-14-15
Chima Uzowihe, Liberty	2013-14-15
O.J. Mau, Gardner-Webb	2013-14-15
Donelle Williams, Presbyterian	2012-14-15
Devin Brown, Coastal Carolina	2013-14-15
Josh Woodrum, Liberty	2013-14-15
Calvin Hollenhorst, Coastal Carolina	2013-14-15
John Lunsford, Liberty	2012-14-15
Mike Estes, Gardner-Webb	2013-15-16
Erik Austell, Charleston Southern	2014-15-16
Chad Geter, Gardner-Webb	2013-15-16
Aaron Cook, Gardner-Webb	2014-15-16
Nick Newman, Liberty	2014-15-16
Troy McGowens, Charleston Southern	2014-15-16
Darius Hammond, Charleston Southern	2014-15-16
Alex Thompson, Monmouth	2015-16-17
Anthony Ellis, Charleston Southern	2015-16-17
Hunter Winstead, Liberty	2015-16-17
<b>SOLOMON BROWN, Charleston Southern</b>	<b>2015-16-17</b>

## 2002 PLAYERS OF THE WEEK

- Sept. 1** OFF: Jehmela Bryan, Gardner-Webb  
DEF: Kendrick Howard, Liberty  
ST: Graham Whitlock, Gardner-Webb  
FR: Justin McAdoo, Gardner-Webb
- Sept. 8** OFF: Dre Barnes, Liberty  
DEF: Calvin Sutton, Elon  
ST: Graham Whitlock, Gardner-Webb  
FR: Gemere Herman, Charleston So.
- Sept. 15** OFF: Jeremy Martin, Gardner-Webb  
DEF: Mario Williams, Gardner-Webb  
ST: Rashaud Palmer, Elon  
FR: Kyle Belkowski, Elon
- Sept. 22** OFF: Jeremy Martin, Gardner-Webb  
DEF: Mike Warren, Elon  
ST: Andrew Harmon, Gardner-Webb  
FR: Keppy Baucom, Gardner-Webb
- Sept. 29** OFF: C.W. Singletary, Elon  
DEF: William Haith, Liberty  
ST: Mike Washington, Charleston So.  
FR: Emerson Fazekas, Elon
- Oct. 6** OFF: Chris Foster, Gardner-Webb  
DEF: Kendrick Howard, Liberty  
ST: Arketa Banks, Elon  
FR: Justin McAdoo, Gardner-Webb
- Oct. 13** OFF: Jeremy Martin, Gardner-Webb  
DEF: Bowe Butler, Charleston Southern  
ST: Lamar Ingram, Gardner-Webb  
FR: Keppy Baucom, Gardner-Webb
- Oct. 20** OFF: Dre Barnes, Liberty  
DEF: Marcell Howard, Liberty  
ST: Adrian Hall, Liberty  
FR: Dwayne Ijames, Elon
- Oct. 27** OFF: George Pressley, Gardner-Webb  
DEF: Jason Threat, Gardner-Webb  
ST: Andrew Harmon, Gardner-Webb  
FR: Jonathan Hanberry, Liberty
- Nov. 3** OFF: Dre Barnes, Liberty  
DEF: Mario Williams, Gardner-Webb  
ST: Anthony Turowski, Elon  
FR: Jonathan Hanberry, Liberty
- Nov. 10** OFF: Rashaud Palmer, Elon  
DEF: Mario Williams, Gardner-Webb  
ST: Arketa Banks, Elon  
FR: Josh Hubbard, Gardner-Webb
- Nov. 17** OFF: Jeremy Martin, Gardner-Webb  
DEF: Mario Williams, Gardner-Webb  
ST: Raschard Buie, Elon  
FR: Keppy Baucom, Gardner-Webb
- Nov. 24** OFF: Dre Barnes, Liberty  
DEF: Calvin Sutton, Elon  
ST: Anthony Turowski, Elon  
FR: David Holland, Liberty

## 2003 PLAYERS OF THE WEEK

- Aug. 31** OFF: William Andrews, Jr., Gardner-Webb  
DEF: Jonathan Little, Gardner-Webb  
ST: Adrian Hall, VMI  
FR: Adam Peters, VMI
- Sept. 7** OFF: Sean Mizzer, VMI  
DEF: Maurice Simpkins, Coastal Carolina  
ST: Graham Whitlock, Gardner-Webb  
FR: Jonna Lee, Charleston Southern
- Sept. 14** OFF: Nick Roberts, Gardner-Webb  
DEF: Aaron Sykes, Gardner-Webb  
ST: Noah Crouch, Liberty  
FR: Collin Drafts, Charleston Southern
- Sept. 21** OFF: Aaron Dunklin, Charleston Southern  
DEF: Mario Williams, Gardner-Webb  
ST: Erick Harris, Liberty  
FR: Robert Adams, Charleston Southern
- Sept. 28** OFF: Aundres Perkins, Coastal Carolina  
DEF: Mario Williams, Gardner-Webb  
ST: Darnell Williams, Coastal Carolina  
FR: Demetrius Morant, Coastal Carolina
- Oct. 4** OFF: Eugene Goodman, Liberty  
DEF: Michael Fox, VMI  
ST: Jake Neal, Gardner-Webb  
FR: Hunter Smith, Gardner-Webb
- Oct. 11** OFF: William Andrews, Jr., Gardner-Webb  
DEF: Justin Huggard, VMI  
ST: Noah Crouch, Liberty  
FR: Jonna Lee, Charleston Southern
- Oct. 18** OFF: Chris Foster, Gardner-Webb  
DEF: Jim Maxwell, Gardner-Webb  
ST: Matt Sharpe, VMI  
FR: Austin Gaines, Gardner-Webb
- Oct. 25** OFF: Aaron Dunklin, Charleston Southern  
DEF: Derick Screen, VMI  
ST: Josh Hoke, Coastal Carolina  
FR: Jonna Lee, Charleston Southern
- Nov. 1** OFF: Dre Barnes, Liberty  
DEF: Maurice Simpkins, Coastal Carolina  
ST: Matt Sharpe, VMI  
FR: Hunter Smith, Gardner-Webb
- Nov. 8** OFF: Nick Roberts, Gardner-Webb  
DEF: Chris Green, Liberty  
ST: Greg Williamson, Coastal Carolina  
FR: Scott Kivosky, Liberty
- Nov. 17** OFF: Eugene Goodman, Liberty  
DEF: Mario Williams, Gardner-Webb  
ST: Graham Whitlock, Gardner-Webb  
FR: Juwon Lawson, Charleston Southern
- Nov. 25** OFF: Eugene Goodman, Liberty  
DEF: Maurice Simpkins, Coastal Carolina  
ST: Noah Crouch, Liberty  
FR: Austin Gaines, Gardner-Webb

## 2004 PLAYERS OF THE WEEK

- Sept. 6** OFF: Marcus Hamilton, Liberty  
DEF: Mario Williams, Gardner-Webb  
ST: Alonzia Phillips, Liberty  
FR: Jerome Simpson, Coastal Carolina
- Sept. 13** OFF: Kory Alston, Gardner-Webb  
DEF: Allen Davis, Gardner-Webb  
ST: Graham Whitlock, Gardner-Webb  
FR: Jerome Simpson, Coastal Carolina
- Sept. 20** OFF: Eddie Gadson, Coastal Carolina  
Eugene Goodman, Liberty  
DEF: Justin Huggard, VMI  
ST: Nick Ellis, Charleston Southern  
FR: C.J. Hirschman, Charleston Southern
- Sept. 27** OFF: Nick Roberts, Gardner-Webb  
DEF: Mario Williams, Gardner-Webb  
ST: Josh Hoke, Coastal Carolina  
FR: Brian Johnston, Gardner-Webb
- Oct. 5** OFF: Collin Drafts, Charleston Southern  
Sam Gado, Liberty  
DEF: Manny Rojas, Liberty  
ST: Noah Crouch, Liberty  
FR: Maurice Price, Charleston Southern
- Oct. 11** OFF: Tyler Thigpen, Coastal Carolina  
DEF: Harold Wells, Gardner-Webb  
ST: Josh Hoke, Coastal Carolina  
FR: Jerome Simpson, Coastal Carolina
- Oct. 18** OFF: Perry Parks, Coastal Carolina  
DEF: Robert Mason, VMI  
ST: Rob Williams, Coastal Carolina  
FR: Marrio Norman, Coastal Carolina
- Oct. 25** OFF: Collins Drafts, Charleston Southern  
DEF: Tavoris Horton, Gardner-Webb  
ST: Hunter Smith, Gardner-Webb  
FR: Mike Tolbert, Coastal Carolina
- Nov. 1** OFF: Dre Barnes, Liberty  
Patrick Hall, Coastal Carolina  
DEF: Harold Wells, Gardner-Webb  
ST: Rob Williams, Coastal Carolina  
FR: Ro-Derrick Middleton, Coastal Caro.
- Nov. 8** OFF: Sam Gado, Liberty  
DEF: Adam DeGraffenreid, Charleston So.  
ST: Josh Hoke, Coastal Carolina  
FR: Barrett Way, VMI
- Nov. 15** OFF: Patrick Hall, Coastal Carolina  
DEF: Harold Wells, Gardner-Webb  
ST: Erick Harris, Liberty  
FR: Alonzia Phillips, Liberty
- Nov. 22** OFF: Patrick Hall, Coastal Carolina  
DEF: Robert Mason, VMI  
ST: Jordan Alford, Liberty  
FR: Rent Sherrill, Gardner-Webb



## 2005 PLAYERS OF THE WEEK

- Sept. 5** OFF: Jonathan Wilson, VMI  
DEF: Jamar Leath, Coastal Carolina  
ST: Noah Crouch, Liberty  
FR: Rod Fluellen, Liberty
- Sept. 12** OFF: Coastal Carolina offense  
DEF: Jamar Leath, Coastal Carolina  
ST: Josh Hoke, Coastal Carolina  
FR: Zach Terrell, Liberty
- Sept. 19** OFF: Collin Drafts, Charleston Southern  
DEF: Justin Huggard, VMI  
ST: Noah Crouch, Liberty  
FR: Markus Murry, Charleston Southern
- Sept. 26** OFF: Robert Adams, Charleston So.  
DEF: Robert Mason, VMI  
ST: Josh Hoke, Coastal Carolina  
FR: Michael Hanna, Gardner-Webb
- Oct. 3** OFF: Jonathan Wilson, VMI  
Tyler Thigpen, Coastal Carolina  
DEF: Justin Huggard, VMI  
ST: Josh Hoke, Coastal Carolina  
FR: Warren Jennings, Coastal Carolina
- Oct. 10** OFF: Zach Terrell, Liberty  
DEF: Todd Baldwin, VMI  
ST: Hunter Smith, Gardner-Webb  
FR: Zach Terrell, Liberty
- Oct. 17** OFF: Andre Copeland, Charleston So.  
DEF: Jamar Leath, Coastal Carolina  
ST: Josh Hoke, Coastal Carolina  
FR: Whittmin Reese, Coastal Carolina
- Oct. 24** OFF: Nick Roberts, Gardner-Webb  
DEF: Mike Pavelko, Gardner-Webb  
ST: Hunter Smith, Gardner-Webb  
Barrett Way, VMI  
FR: Patrick Calvary, Liberty
- Oct. 31** OFF: Tyler Thigpen, Coastal Carolina  
DEF: Brian Johnston, Gardner-Webb  
ST: Noah Crouch, Liberty  
FR: Brock Smith, Liberty
- Nov. 7** OFF: Collin Drafts, Charleston Southern  
DEF: Charleston Southern defense  
ST: David Parker, Coastal Carolina  
FR: Daniel Cooke, Gardner-Webb
- Nov. 14** OFF: Maurice Price, Charleston So.  
DEF: Josh Mitchell, Charleston Southern  
ST: Josh Hoke, Coastal Carolina  
FR: Brock Smith, Liberty
- Nov. 21** OFF: Collin Drafts, Charleston Southern  
Duvauhn Flagler, Gardner-Webb  
DEF: Jada Ross, Charleston Southern  
ST: Andre Manning, Gardner-Webb  
FR: Markus Murry, Charleston Southern

## 2006 PLAYERS OF THE WEEK

- Sept. 4** OFF: Sean Mizzer, VMI  
DEF: Jamaal Walton, VMI  
ST: Wynton Jackson, Liberty  
FR: Brandon Jackson, Gardner-Webb
- Sept. 11** OFF: Tyler Thigpen, Coastal Carolina  
Collin Drafts, Charleston Southern  
DEF: Okeba Rollinson, Charleston So.  
ST: Michael Hanna, Gardner-Webb  
FR: Stan Doolittle, Gardner-Webb
- Sept. 18** OFF: Jerome Simpson, Coastal Carolina  
DEF: Manny Rojas, Liberty  
ST: Ben Beasley, Liberty  
FR: Jamar Anderson, Coastal Carolina
- Sept. 25** OFF: Rashad Jennings, Liberty  
DEF: Quinton Teal, Coastal Carolina  
ST: Hunter Smith, Gardner-Webb  
FR: Chris Rocco, Liberty
- Oct. 2** OFF: Tyler Thigpen, Coastal Carolina  
DEF: Mario E. Brown, Gardner-Webb  
ST: Michael Hanna, Gardner-Webb  
FR: David Montgomery, Gardner-Webb
- Oct. 9** OFF: Jerome Simpson, Coastal Carolina  
DEF: Jamar Leath, Coastal Carolina  
ST: Sean Lundy, Coastal Carolina  
FR: Tim Maypray, VMI
- Oct. 16** OFF: Mike Tolbert, Coastal Carolina  
DEF: Mario E. Brown, Gardner-Webb  
ST: Nick Ellis, Charleston Southern  
FR: Tim Maypray, VMI
- Oct. 23** OFF: Devin Campbell, Gardner-Webb  
DEF: Jada Ross, Charleston Southern  
ST: Hunter Smith, Gardner-Webb  
FR: Christian Kelly, VMI
- Oct. 30** OFF: Devin Campbell, Gardner-Webb  
DEF: Quinton Teal, Coastal Carolina  
ST: Dominic Bolden, Liberty  
FR: David Montgomery, Gardner-Webb
- Nov. 6** OFF: Collin Drafts, Charleston Southern  
DEF: Jon Carmon, Charleston Southern  
ST: Josh Hoke, Coastal Carolina  
FR: Tim Torrence, Liberty
- Nov. 13** OFF: Tyler Thigpen, Coastal Carolina  
DEF: Manny Rojas, Liberty  
ST: Wynton Jackson, Liberty  
FR: Dominique Davenport, Coastal Caro.
- Nov. 20** OFF: Tyler Thigpen, Coastal Carolina  
DEF: Marrio Norman, Coastal Carolina  
ST: Dominic Bolden, Liberty  
FR: Kyle Hughes, VMI

## 2007 PLAYERS OF THE WEEK

- Sept. 3** OFF: Zach Terrell, Liberty  
DEF: Joe Taylor, VMI  
ST: Wynton Jackson, Liberty  
FR: Tyson Petty, Gardner-Webb
- Sept. 10** OFF: William Richardson, Coastal Caro.  
DEF: Brian Johnston, Gardner-Webb  
ST: Wynton Jackson, Liberty  
FR: Eric O'Neal, Coastal Carolina
- Sept. 17** OFF: Rashad Jennings, Liberty  
DEF: Philip Ashley, Charleston Southern  
ST: Noah Greenbaum, Liberty  
FR: DeMarcus Moon, Charleston So.
- Sept. 24** OFF: Stan Doolittle, Gardner-Webb  
DEF: Mario E. Brown, Gardner-Webb  
ST: Evan Kay, Gardner-Webb  
FR: Jeffery Williams, Gardner-Webb
- Oct. 1** OFF: Kyle Hughes, VMI  
DEF: Brian Johnston, Gardner-Webb  
ST: Wynton Jackson, Liberty  
FR: Bryan Barnson, VMI
- Oct. 8** OFF: Rashad Jennings, Liberty  
DEF: Josh Warrior, Charleston Southern  
ST: Nick Ellis, Charleston Southern  
FR: Derrick Frasier, Coastal Carolina
- Oct. 15** OFF: Tim Maypray, VMI  
DEF: Ro-Derrick Middleton, Coastal Caro.  
ST: Jamar Anderson, Coastal Carolina  
FR: Jeffery Williams, Gardner-Webb
- Oct. 22** OFF: Rashad Jennings, Liberty  
DEF: Brian Johnston, Gardner-Webb  
ST: Noah Greenbaum, Liberty  
FR: Keon Cunningham, Coastal Carolina
- Oct. 29** OFF: Mike Tolbert, Coastal Carolina  
DEF: Brandon Autry, Coastal Carolina  
ST: Arthur Sitton, Coastal Carolina  
FR: Patrick Hall, Gardner-Webb
- Nov. 5** OFF: Tim Maypray, VMI  
DEF: Vince Redd, Liberty  
ST: Gerald Stevenson, Charleston So.  
FR: Eric O'Neal, Coastal Carolina
- Nov. 12** OFF: Sidney Bryant, Charleston So.  
Brock Smith, Liberty  
DEF: Santini Washington, Coastal Caro.  
ST: Liberty Special Teams  
FR: Gerald Stevenson, Charleston So.
- Nov. 19** OFF: Rashad Jennings, Liberty  
DEF: Steven Ackley, Liberty  
ST: Tim Maypray, VMI  
FR: Jeffery Williams, Gardner-Webb

## 2008 PLAYERS OF THE WEEK

- Sept. 1** OFF: Conte Cuttino, Stony Brook  
DEF: Chris Richards, Stony Brook  
ST: Jonathan Crawford, Liberty  
FR: Edwin Gowins, Stony Brook
- Sept. 8** OFF: Tim Maypray, VMI  
DEF: Dominique Davenport, Coastal  
ST: Gerald Stevenson, Charleston So.  
FR: Edwin Gowins, Stony Brook
- Sept. 15** OFF: Zach MacDowall, Coastal Carolina  
DEF: Chad Brown, Liberty  
ST: Mike Larsson, Liberty  
FR: Chris Kuzdale, Charleston Southern
- Sept. 22** OFF: Zach MacDowall, Coastal Carolina  
DEF: D.J. Rice, Coastal Carolina  
ST: Bryson Summers, Presbyterian  
FR: Greg Stevens, VMI
- Sept. 29** OFF: Rashad Jennings, Liberty  
DEF: Nick Hursky, Liberty  
ST: Ryan Gates, Gardner-Webb  
FR: Matt Bevins, Liberty
- Oct. 6** OFF: Rashad Jennings, Liberty  
DEF: Kamalu Umu, Charleston Southern  
ST: Andy Brown, Charleston Southern  
FR: Matt Bevins, Liberty
- Oct. 13** OFF: Tim Maypray, VMI  
DEF: A.J. Gross, VMI  
ST: Michael Hanna, Gardner-Webb  
FR: Matt Bevins, Liberty
- Oct. 20** OFF: Philip Peoples, Gardner-Webb  
DEF: Jeffery Williams, Gardner-Webb  
ST: Luke Gaddis, Stony Brook  
FR: Edwin Gowins, Stony Brook
- Oct. 27** OFF: Devin Campbell, Gardner-Webb  
DEF: Jeffery Williams, Gardner-Webb  
ST: Cedric McGowan, Gardner-Webb  
FR: Ryan Gates, Gardner-Webb
- Nov. 3** OFF: Brandon Miley, Presbyterian  
DEF: Anthony McKnight, Presbyterian  
ST: Cam Miller, Presbyterian  
FR: Edwin Gowins, Stony Brook
- Nov. 10** OFF: Edwin Gowins, Stony Brook  
DEF: Marcus Lott, Coastal Carolina  
ST: Ben Erdman, Coastal Carolina  
FR: Jordan Woods, Gardner-Webb
- Nov. 17** OFF: Edwin Gowins, Stony Brook  
DEF: Nick Hursky, Liberty  
ST: Ben Shipps, Liberty  
FR: Josh Norman, Coastal Carolina
- Nov. 24** OFF: Tim Maypray, VMI  
DEF: Nick Hursky, Liberty  
ST: Liberty Special Teams  
FR: Justin Bethel, Presbyterian

## 2009 PLAYERS OF THE WEEK

- Sept. 7** OFF: Mike Brown, Liberty  
DEF: Eric Church, VMI  
ST: Ryan Gates, Gardner-Webb  
FR: Matthew Goods, Gardner-Webb
- Sept. 14** OFF: Stan Doolittle, Gardner-Webb  
DEF: Marty Patterson, Gardner-Webb  
ST: Wesley Skiffington, Stony Brook  
FR: Aldreakis Allen, Liberty
- Sept. 21** OFF: Mike Brown, Liberty  
DEF: Arin West, Stony Brook  
ST: Matt Brevi, Stony Brook  
FR: Matthew Goods, Gardner-Webb
- Sept. 28** OFF: Kyle Hughes, VMI  
DEF: E.J. Brown, Coastal Carolina  
ST: Mike Larsson, Liberty  
FR: Kenny Tuiloma, Stony Brook
- Oct. 5** OFF: Stan Doolittle, Gardner-Webb  
DEF: Darren Rogers, Gardner-Webb  
ST: Wesley Skiffington, Stony Brook  
Tim Maypray, VMI  
FR: Matthew Goods, Gardner-Webb
- Oct. 12** OFF: Zach MacDowall, Coastal Carolina  
DEF: Derrick Frasier, Coastal Carolina  
ST: Justin Durham, Coastal Carolina  
FR: Lance Byrd, Presbyterian
- Oct. 19** OFF: Patrick Hall, Gardner-Webb  
Michael Coulter, Stony Brook  
DEF: Liberty Defense  
ST: Matt Bevins, Liberty  
FR: Aldreakis Allen, Liberty
- Oct. 26** OFF: Howard Abegesah, VMI  
DEF: Emilio Calvin, VMI  
ST: Mike Larsson, Liberty  
FR: Brent Vinson, Liberty
- Nov. 2** OFF: Tommy Beecher, Liberty  
DEF: Arin West, Stony Brook  
ST: Antwan Ivey, Charleston Southern  
FR: SirChauncey Holloway, Liberty
- Nov. 9** OFF: A.J. Toscano, Charleston Southern  
DEF: Josh Norman, Coastal Carolina  
ST: Matt Bevins, Liberty  
FR: Lance Byrd, Presbyterian
- Nov. 16** OFF: Mike Brown, Liberty  
DEF: Chris Kuzdale, Charleston So.  
ST: John Paglia, Charleston Southern  
FR: Lance Byrd, Presbyterian
- Nov. 23** OFF: Edwin Gowins, Stony Brook  
DEF: Matt Bach, Charleston Southern  
ST: John Paglia, Charleston Southern  
FR: Patrick Morgano, Presbyterian

## 2010 PLAYERS OF THE WEEK

- Sept. 6** OFF: Mike Brown, Liberty  
DEF: Jeffery Williams, Gardner-Webb  
ST: Michael Rainey-Wiles, VMI  
FR: Juaune Blount, Gardner-Webb
- Sept. 13** OFF: James Perry III, Gardner-Webb  
Mike Brown, Liberty  
DEF: Bryce Nixon, Gardner-Webb  
ST: Ryan Gates, Gardner-Webb  
FR: Juaune Blount, Gardner-Webb
- Sept. 20** OFF: Gerald Stevenson, Charleston So.  
DEF: Cedrick Moore, Stony Brook  
ST: Andy Brown, Charleston Southern  
FR: James Nunley, Charleston Southern
- Sept. 27** OFF: Edwin Gowins, Stony Brook  
DEF: Jonas Rousseau, Stony Brook  
ST: Tarvorris Jolly, Coastal Carolina  
FR: James Nunley, Charleston Southern
- Oct. 4** OFF: Chris Summers, Liberty  
DEF: A.J. Gross, VMI  
ST: Patrick Morgano, Presbyterian  
FR: Jimmy Pruitt, Presbyterian
- Oct. 11** OFF: Mike Brown, Liberty  
DEF: Charles James, Charleston So.  
ST: Gerald Stevenson, Charleston So.  
FR: Chris Mayo, Liberty
- Oct. 18** OFF: Zach MacDowall, Coastal Carolina  
DEF: Jamel Davis, Coastal Carolina  
ST: Gerald Stevenson, Charleston So.  
FR: Jawara Dudley, Stony Brook
- Oct. 25** OFF: Miguel Maysonet, Stony Brook  
DEF: Brian Davis, Presbyterian  
ST: Cam Miller, Presbyterian  
FR: Preston Pemasa, Gardner-Webb
- Nov. 1** OFF: Mike Brown, Liberty  
Miguel Maysonet, Stony Brook  
DEF: Dominique Davenport, Coastal  
ST: Matt Bevins, Liberty  
FR: Ryan Singer, Presbyterian
- Nov. 8** OFF: Chris Summers, Liberty  
DEF: Andrae Jacobs, Coastal Carolina  
ST: Matt Bevins, Liberty  
FR: Malcolm Dixon, Charleston Southern
- Nov. 15** OFF: Zach MacDowall, Coastal Carolina  
DEF: Davonte Anderson, Stony Brook  
ST: Brock Jackolski, Stony Brook  
FR: Matt Hazel, Coastal Carolina
- Nov. 22** OFF: Mike Brown, Liberty  
DEF: Coastal Carolina Defense  
ST: Matt Bevins, Liberty  
FR: Niccolo Mastromatteo, Coastal Caro.



## 2011 PLAYERS OF THE WEEK

- Sept. 5** OFF: Aramis Hillary, Coastal Carolina  
DEF: Paco Varol, Liberty  
ST: Ricky Rhodes, Gardner-Webb  
FR: Trevor Austin, Gardner-Webb
- Sept. 12** OFF: Mike Brown, Liberty  
DEF: Kevin Fogg, Liberty  
ST: CeeJay Harris, Presbyterian  
FR: Trevor Austin, Gardner-Webb
- Sept. 19** OFF: Malcolm Dixon, Charleston So.  
DEF: Will Hunt, Charleston Southern  
ST: Justin Bethel, Presbyterian  
FR: Quinn Backus, Coastal Carolina
- Sept. 26** OFF: Miguel Maysonet, Stony Brook  
DEF: Dan Mulrooney, Stony Brook  
ST: Wesley Skiffington, Stony Brook  
FR: Demarcus Rouse, Presbyterian
- Oct. 3** OFF: SirChauncey Holloway, Liberty  
DEF: Marty Patterson, Gardner-Webb  
ST: Ervin Garner, Liberty  
FR: Desmond Rice, Liberty
- Oct. 10** OFF: Kyle Essington, Stony Brook  
DEF: Josh Norman, Coastal Carolina  
ST: Brock Jackolski, Stony Brook  
FR: Desmond Rice, Liberty
- Oct. 17** OFF: Mike Brown, Liberty  
DEF: Justin Bethel, Presbyterian  
Byron Allen, VMI  
ST: Brock Jackolski, Stony Brook  
FR: Desmond Rice, Liberty
- Oct. 24** OFF: Ricky Rhodes, Gardner-Webb  
DEF: KaJuan Lee, Liberty  
ST: Kevin Fogg, Liberty  
FR: Trevor Austin, Gardner-Webb
- Oct. 31** OFF: Miguel Maysonet, Stony Brook  
DEF: Maurice Dickson, Gardner-Webb  
ST: Graham Purvis, Gardner-Webb  
FR: Donelle Williams, Presbyterian
- Nov. 7** OFF: Eric Kordenbrock, VMI  
DEF: Josh Norman, Coastal Carolina  
ST: Kevin Fogg, Liberty  
FR: Ivan Toomer, Gardner-Webb
- Nov. 14** OFF: Brock Jackolski, Stony Brook  
DEF: Philip George, Coastal Carolina  
ST: Niccolo Mastromatteo, Coastal Caro.  
FR: Mike Lisi, Stony Brook
- Nov. 21** OFF: Kyle Essington, Stony Brook  
DEF: Byron Allen, VMI  
ST: J.J. Hubbard, Gardner-Webb  
FR: Jeremiah McKie, Presbyterian

## 2012 PLAYERS OF THE WEEK

- Sept. 3** OFF: Miguel Maysonet, Stony Brook  
DEF: Dontavais Johnson, Coastal Caro.  
ST: Michael Ruff, Presbyterian  
FR: John Lunsford, Liberty
- Sept. 10** OFF: Aramis Hillary, Coastal Carolina  
DEF: Quinn Backus, Coastal Carolina  
ST: Kevin Fogg, Liberty  
Alex Catron, Coastal Carolina  
FR: Jamie Williams, Stony Brook
- Sept. 17** OFF: Miguel Maysonet, Stony Brook  
DEF: Tanner Burch, Gardner-Webb  
ST: Bo Lindsey, Gardner-Webb  
FR: Josh Woodrum, Liberty
- Sept. 24** OFF: Aramis Hillary, Coastal Carolina  
DEF: Quinn Backus, Coastal Carolina  
ST: John Lunsford, Liberty  
FR: Tamyn Garrick, Presbyterian
- Oct. 1** OFF: Miguel Maysonet, Stony Brook  
DEF: Stony Brook Defense  
ST: Wesley Skiffington, Stony Brook  
FR: Bryson Brindle, Presbyterian
- Oct. 8** OFF: Josh Woodrum, Liberty  
Kyle Essington, Stony Brook  
DEF: Adam Morgan, VMI  
ST: John Lunsford, Liberty  
FR: Carlton Heard, Gardner-Webb
- Oct. 15** OFF: Aldreakis Allen, Liberty  
Miguel Maysonet, Stony Brook  
DEF: Tanner Burch, Gardner-Webb  
ST: J.J. Hubbard, Gardner-Webb  
FR: Larry Jones III, Charleston Southern
- Oct. 22** OFF: Teddy Allen, Charleston Southern  
DEF: Quinn Backus, Coastal Carolina  
ST: Wesley Skiffington, Stony Brook  
FR: Larry Jones III, Charleston Southern
- Oct. 29** OFF: Lucas Beatty, Gardner-Webb  
DEF: Quinn Backus, Coastal Carolina  
ST: Bo Lindsey, Gardner-Webb  
FR: Demarcus White, Gardner-Webb
- Nov. 5** OFF: Aldreakis Allen, Liberty  
DEF: Nick Sigmon, Liberty  
ST: Johnny Hartsfield, Coastal Carolina  
FR: Alex Ross, Coastal Carolina
- Nov. 12** OFF: Aramis Hillary, Coastal Carolina  
DEF: Nick Sigmon, Liberty  
ST: Grant Bowden, Liberty  
FR: Stephen Doar, Presbyterian
- Nov. 19** OFF: Kenny Little, Gardner-Webb  
DEF: Quinn Backus, Coastal Carolina  
ST: Grant Bowden, Liberty  
FR: Tiko Thompson, Gardner-Webb

## 2013 PLAYERS OF THE WEEK

- Sept. 2** OFF: Juanne Blount, Gardner-Webb  
DEF: Calvin Bryant, Charleston So.  
ST: LaDarius Hawthorne, Coastal Caro.  
FR: Samson Baldwin, Coastal Carolina
- Sept. 9** OFF: Eric Kordenbrock, VMI  
DEF: Quinn Backus, Coastal Carolina  
ST: Grant Bowden, Liberty  
FR: Alex Searce, Coastal Carolina
- Sept. 16** OFF: Lorenzo Taliaferro, Coastal Caro.  
DEF: Chad Geter, Gardner-Webb  
ST: Jordan Day, Gardner-Webb  
FR: Samson Baldwin, Coastal Carolina
- Sept. 23** OFF: Juanne Blount, Gardner-Webb  
DEF: O.J. Le'iatua Mau, Gardner-Webb  
ST: Jordan Day, Gardner-Webb  
FR: Ben Robinson, Charleston Southern
- Sept. 30** OFF: Coastal Carolina Offensive Line  
DEF: Will Hunt, Charleston Southern  
ST: Mark Deboy, Charleston Southern  
FR: Matthew Nicholson, VMI
- Oct. 7** OFF: Lucas Beatty, Gardner-Webb  
DEF: Kenny Scott, Liberty  
ST: Stephen Doar, Presbyterian  
FR: Mike Estes, Gardner-Webb
- Oct. 14** OFF: Lorenzo Taliaferro, Coastal Caro.  
DEF: Quinn Backus, Coastal Carolina  
ST: Truett Burns, Charleston Southern  
FR: Daniel Croghan III, Charleston So.
- Oct. 21** OFF: Lorenzo Taliaferro, Coastal Caro.  
DEF: Quinn Backus, Coastal Carolina  
ST: LaDarius Hawthorne, Coastal Caro.  
FR: Heys McMath, Presbyterian
- Oct. 28** OFF: Christian Reyes, Charleston So.  
DEF: Liberty Defensive Line  
ST: Devin Brown, Coastal Carolina  
FR: Mike Holloway, Charleston Southern
- Nov. 4** OFF: Lorenzo Taliaferro, Coastal Caro.  
DEF: Mike McClure, Coastal Carolina  
ST: Mark Deboy, Charleston Southern  
FR: De'Angelo Henderson, Coastal Caro.
- Nov. 11** OFF: Christian Reyes, Charleston So.  
DEF: Jacob Hagen, Liberty  
ST: Dillon Christopher, VMI  
FR: Daniel Croghan III, Charleston So.
- Nov. 18** OFF: Lorenzo Taliaferro, Coastal Caro.  
DEF: Shaquille Riddick, Gardner-Webb  
ST: Jordan Day, Gardner-Webb  
FR: Kenyon Brown, Presbyterian
- Nov. 25** OFF: Josh Woodrum, Liberty  
DEF: Chad Geter, Gardner-Webb  
ST: Jordan Day, Gardner-Webb  
FR: Ugonna Akoh, Presbyterian

## 2014 PLAYERS OF THE WEEK

- Sept. 1** OFF: Kwabena Asante, Monmouth  
DEF: Quinn Backus, Coastal Carolina  
ST: Lucas Santangelo, Monmouth  
FR: Todd Macon, Liberty
- Sept. 8** OFF: De'Angelo Henderson, Coastal  
DEF: Liberty Defensive Line  
ST: Devin Brown, Coastal Carolina  
FR: Tyrell Maxwell, Gardner-Webb
- Sept. 15** OFF: De'Angelo Henderson, Coastal  
DEF: DaRon Dickey, Presbyterian  
ST: Stephen Doar, Presbyterian  
FR: Mike Basile, Monmouth
- Sept. 22** OFF: Josh Woodrum, Liberty  
DEF: Jacob Hagen, Liberty  
ST: Darius Hammond, Charleston So.  
FR: Jeffrey Pegues, Gardner-Webb
- Sept. 29** OFF: Alex Ross, Coastal Carolina  
DEF: Quinn Backus, Coastal Carolina  
ST: DJ Martin, Monmouth  
FR: Mike Basile, Monmouth
- Oct. 6** OFF: Josh Woodrum, Liberty  
DEF: Presbyterian College Defense  
ST: John Lunsford, Liberty  
FR: Mike Basile, Monmouth
- Oct. 13** OFF: Josh Woodrum, Liberty  
DEF: Rayshaud Shields, Coastal Caro.  
ST: Lorenzo Mathis, Charleston So.  
FR: Davion Anderson, Charleston So.
- Oct. 20** OFF: Kenny Cook, Gardner-Webb  
DEF: Ugonna Akoh, Presbyterian  
ST: Paul Schumacher, Gardner-Webb  
FR: Jeffrey Pegues, Gardner-Webb
- Oct. 27** OFF: John Israel, Coastal Carolina  
DEF: Chima Uzowihe, Liberty  
ST: Alex Catron, Coastal Carolina  
FR: Stephon Masha, Liberty
- Nov. 3** OFF: Alex Ross, Coastal Carolina  
DEF: Aaron Brown, Charleston Southern  
ST: Alex Catron, Charleston Southern  
FR: Trey Turner, Liberty
- Nov. 10** OFF: Alex Ross, Coastal Carolina  
DEF: Gabe Middlebrook, Charleston So.  
ST: John Lunsford, Liberty  
FR: Oshamar Abercrombie, Coastal Carolina
- Nov. 17** OFF: Christian Reyes, Charleston So.  
DEF: Isaiah Lynn, Presbyterian  
ST: Ed Britt, Presbyterian  
FR: Darrell Bridges, Presbyterian
- Nov. 24** OFF: Gabe Henderson, Liberty  
DEF: Joe Johnson, Monmouth  
ST: Chima Uzowihe, Liberty  
FR: Stephon Masha, Liberty

## 2015 PLAYERS OF THE WEEK

- Sept. 7** OFF: De'Angelo Henderson, Coastal  
DEF: Chima Uzowihe, Liberty  
ST: Devin Brown, Coastal Carolina  
FR: Solomon Brown, Charleston So.
- Sept. 14** OFF: De'Angelo Henderson, Coastal  
DEF: Derrick Farrow, Kennesaw State  
ST: Evan Rabon, Coastal Carolina  
FR: Deonte Fair, Monmouth
- Sept. 21** OFF: Josh Woodrum, Liberty  
DEF: Dimitrios Smith, Monmouth  
ST: Devin Brown, Coastal Carolina  
FR: Cody Williams, Monmouth
- Sept. 28** OFF: Mike Holloway, Charleston So.  
DEF: Ed Britt, Presbyterian  
ST: Matt White, Monmouth  
FR: B.J. Farrow, Liberty
- Oct. 5** OFF: Desmond Rice, Liberty  
DEF: John Sieczkowski, Monmouth  
ST: John Lunsford, Liberty  
FR: Reggie White Jr., Monmouth
- Oct. 12** OFF: Tyrell Maxwell, Gardner-Webb  
DEF: Chad Geter, Gardner-Webb  
ST: Ryan Granger, Coastal Carolina  
FR: Solomon Brown, Charleston So.
- Oct. 19** OFF: Trey White, Kennesaw State  
DEF: Solomon Brown, Charleston So.  
ST: Matt White, Monmouth  
FR: Justin Thompson, Kennesaw State
- Oct. 26** OFF: Lavon Chaney, Monmouth  
DEF: Jabarai Bothwell, Coastal Carolina  
ST: Ryan Granger, Coastal Carolina  
FR: Solomon Brown, Charleston So.
- Nov. 2** OFF: Austin Brown, Charleston So.  
DEF: Chad Geter, Gardner-Webb  
ST: Tyler Tekac, Charleston Southern  
FR: Taylor Henkle, Kennesaw State
- Nov. 9** OFF: Alex Ross, Coastal Carolina  
DEF: Anthony Ellis, Charleston Southern  
ST: Darius Hammond, Charleston So.  
FR: Taylor Henkle, Kennesaw State
- Nov. 16** OFF: Nathan Perera, Charleston So.  
DEF: Alex Ross, Coastal Carolina  
ST: Jabarai Bothwell, Coastal Carolina  
ST: Truett Burns, Charleston Southern  
FR: Cody Williams, Monmouth
- Nov. 23** OFF: Josh Woodrum, Liberty  
DEF: Ed Britt, Presbyterian  
ST: Trey Turner, Liberty  
FR: B.J. Farrow, Liberty

## 2016 PLAYERS OF THE WEEK

- Sept. 5** OFF: Tyrell Maxwell, Gardner-Webb  
DEF: Tonarius Portress, Kennesaw State  
ST: Kelan Fraise, Charleston Southern  
FR: Kameron Brown, Charleston So.
- Sept. 12** OFF: Todd Macon, Liberty  
DEF: Solomon McGinty, Liberty  
ST: Mike Basile, Monmouth  
FR: Kenji Bahar, Monmouth
- Sept. 19** OFF: Darrell Bridges, Presbyterian  
DEF: Mike Basile, Monmouth  
ST: Trey Turner, Liberty  
FR: Stephen Calvert, Liberty
- Sept. 26** OFF: Mike Holloway, Charleston So.  
DEF: Justin Sumpter, Kennesaw State  
DEF: Dante Blackmon, Kennesaw State  
ST: Christian Kinsley, Kennesaw State  
FR: Daniel David, Kennesaw State
- Oct. 3** OFF: Reggie White Jr., Monmouth  
DEF: Juwan Wells, Liberty  
ST: Matt White, Monmouth  
FR: Shane Bucenell, Charleston So.
- Oct. 10** OFF: Tyrell Maxwell, Gardner-Webb  
DEF: Chad Geter, Gardner-Webb  
ST: Matt Mosquera, Monmouth  
FR: Jaylan Foster, Gardner-Webb
- Oct. 17** OFF: Stephen Calvert, Liberty  
DEF: Khari Rosier, Presbyterian  
ST: Alex Probert, Liberty  
FR: Jaylan Foster, Gardner-Webb
- Oct. 24** OFF: Todd Macon, Liberty  
DEF: Charleston Southern Defense  
ST: Truett Burns, Charleston Southern  
FR: Stephen Calvert, Liberty
- Oct. 31** OFF: Chaston Bennett, Kennesaw State  
DEF: Desmond Johnson, Kennesaw St.  
ST: Trey Turner, Liberty  
FR: Alex Probert, Liberty
- Nov. 7** OFF: Tyrell Maxwell, Gardner-Webb  
DEF: Nick Newman, Liberty  
ST: Trey Turner, Liberty  
FR: Davis Neilands, Gardner-Webb
- Nov. 14** OFF: Chandler Burks, Kennesaw State  
DEF: Anthony Ellis, Charleston So.  
ST: Darius Hammond, Charleston So.  
FR: Shane Bucenell, Charleston So.
- Nov. 21** OFF: Darius Hammond, Charleston So.  
DEF: Troy McGowens, Charleston So.  
ST: Paul Schumacher, Gardner-Webb  
FR: Kenji Bahar, Monmouth

## 2017 PLAYERS OF THE WEEK

- Sept. 4** OFF: Stephen Calvert, Liberty  
DEF: Mike Basile, Monmouth  
ST: Alex Probert, Liberty  
FR: Pete Guerriero, Monmouth
- Sept. 11** OFF: Pete Guerriero, Monmouth  
DEF: Diego Zubieta, Monmouth  
ST: Alex Probert, Liberty  
FR: Bryson Armstrong, Kennesaw State
- Sept. 18** OFF: Stephen Calvert, Liberty  
DEF: Bryson Armstrong, Kennesaw State  
ST: Corbin Jackson, Liberty  
FR: Mark Robinson, Presbyterian
- Sept. 25** OFF: Eric Zokouri, Monmouth  
DEF: Thomas Adams, Gardner-Webb  
ST: Brett Norton, Presbyterian  
FR: Torrance Marable, Presbyterian
- Oct. 2** OFF: Chandler Burks, Kennesaw State  
DEF: Teddie Martinez, Monmouth  
ST: Taz Lindsey, Charleston Southern  
FR: Terrence Wilson, Charleston Southern
- Oct. 9** OFF: Kenji Bahar, Monmouth  
DEF: Mike Basile, Monmouth  
ST: Presbyterian College Special Teams  
FR: Torrance Marable, Presbyterian
- Oct. 16** OFF: Jake McKenzie, Kennesaw State  
DEF: Anthony Ellis, Charleston Southern  
ST: Kyle Reighard, Charleston Southern  
FR: Shaquil Terry, Kennesaw State
- Oct. 23** OFF: London Johnson, Charleston So.  
DEF: Akebren Ralls, Kennesaw State  
ST: Pete Guerriero, Monmouth  
FR: Eric Zokouri, Monmouth
- Oct. 30** OFF: Chandler Burks, Kennesaw State  
DEF: Jeremy Peters, Liberty  
ST: Trey Turner, Liberty  
FR: Eric Zokouri, Monmouth
- Nov. 6** OFF: Chandler Burks, Kennesaw State  
DEF: Anthony Ellis, Charleston Southern  
ST: Tyler Tekac, Charleston Southern  
Justin Thompson, Kennesaw State  
FR: Pete Guerriero, Monmouth
- Nov. 13** OFF: Stephen Calvert, Liberty  
DEF: Anthony Gore Jr., Kennesaw State  
ST: Frankie Hickson, Liberty  
FR: Bryson Armstrong, Kennesaw State
- Nov. 20** OFF: Chandler Burks, Kennesaw State  
DEF: Bryson Armstrong, Kennesaw State  
ST: Tyler Tekac, Charleston Southern  
FR: Torrance Marable, Presbyterian



## ALL-AMERICANS

### AMERICAN FOOTBALL COACHES ASSOCIATION

2004	Harold Wells, Gardner-Webb	1st Team
2006	Tyler Thigpen, Coastal Carolina	1st Team
2007	Brian Johnston, Gardner-Webb	1st Team
2008	Demario Deese, Gardner-Webb	1st Team
2011	Brock Jackolski, Stony Brook	1st Team
	Josh Norman, Coastal Carolina	1st Team
2012	Miguel Maysonet, Stony Brook	1st Team
2014	Chad Hamilton, Coastal Carolina	1st Team
2015	Alex Ross, Coastal Carolina	1st Team
2016	Erik Austell, Charleston Southern	1st Team
	Chad Geter, Gardner-Webb	2nd Team
	Mike Basile, Monmouth	2nd Team
2017	Bryson Armstrong, Kennesaw State	1st Team
	Justin Thompson, Kennesaw State	1st Team
	Anthony Ellis, Charleston Southern	2nd Team
	Mike Basile, Monmouth	2nd Team
	Pete Guerriero, Monmouth	2nd Team

### ASSOCIATED PRESS

2003	Mario Williams, Gardner-Webb	2nd Team
	Graham Whitlock, Gardner-Webb	2nd Team
2004	Harold Wells, Gardner-Webb	1st Team
2006	Tyler Thigpen, Coastal Carolina	1st Team
	Jerome Simpson, Coastal Carolina	2nd Team
	Brad Poston, Coastal Carolina	2nd Team
	Brian Johnston, Gardner-Webb	2nd Team
	Quinton Teal, Coastal Carolina	2nd Team
	Maurice Price, Charleston Southern	3rd Team
2007	Brian Johnston, Gardner-Webb	1st Team
2008	Rashad Jennings, Liberty	1st Team
	Philip Ashley, Charleston Southern	3rd Team
	Jeffery Williams, Gardner-Webb	3rd Team
2009	Matt Bevins, Liberty	1st Team
	Tyler Santucci, Stony Brook	2nd Team
	Josh Norman, Coastal Carolina	3rd Team
2010	Matt Bevins, Liberty	2nd Team
	Charles James, Charleston Southern	2nd Team
	Chris Summers, Liberty	3rd Team
2011	Josh Norman, Coastal Carolina	1st Team
	Justin Bethel, Presbyterian	2nd Team
	Joe Faiella, Stony Brook	2nd Team
	Brock Jackolski, Stony Brook	2nd Team
	Malcolm Boyd, Liberty	3rd Team
2012	Miguel Maysonet, Stony Brook	1st Team
	Michael Bamiro, Stony Brook	2nd Team
	Kevin Norrell, Stony Brook	3rd Team
2013	Shaquille Riddick, Gardner-Webb	1st Team
	Lorenzo Taliaferro, Coastal Carolina	2nd Team
	Quinn Backus, Coastal Carolina	2nd Team
	Jamey Cheatwood, Coastal Carolina	3rd Team
	Jacob Hagen, Liberty	3rd Team
2014	Quinn Backus, Coastal Carolina	1st Team
	Jacob Hagen, Liberty	1st Team
	Chad Hamilton, Coastal Carolina	2nd Team
	Seth Cranfill, Gardner-Webb	2nd Team
2015	Jonathan Burgess, Liberty	2nd Team
	Chima Uzowihe, Liberty	2nd Team
	De'Angelo Henderson, Coastal Carolina	3rd Team
	Erik Austell, Charleston Southern	3rd Team
	O.J. Mau, Gardner-Webb	3rd Team
2016	Erik Austell, Charleston Southern	2nd Team
	Anthony Ellis, Charleston Southern	2nd Team
	Mike Basile, Monmouth	2nd Team
	Chad Geter, Gardner-Webb	3rd Team
2017	Mike Basile, Monmouth	1st Team
	Anthony Ellis, Charleston Southern	2nd Team
	Chandler Burks, Kennesaw State	3rd Team
	Zach Mitchler, Kennesaw State	3rd Team
	Alex Thompson, Monmouth	3rd Team

### COLLEGE SPORTING NEWS

2004	Harold Wells, Gardner-Webb
2006	Jerome Simpson, Coastal Carolina
	Maurice Price, Charleston Southern
2007	Brian Johnston, Gardner-Webb
	Dan Pope, Liberty

### COLLEGE SPORTING NEWS (cont.)

2008	Rashad Jennings, Liberty	1st Team
	Dan Pope, Liberty	1st Team
	Tim Maypray, VMI	Positional HM
	Jeffery Williams, Gardner-Webb	Positional HM
2009	Tommy Fraser, Coastal Carolina	1st Team
	Mike Brown, Liberty	1st Team
	Josh Norman, Coastal Carolina	1st Team
	Matt Bevins, Liberty	1st Team
	Paul Fenaroli, Stony Brook	Positional HM
2010	Matt Bevins, Liberty	
	Daniel Bonifas, Coastal Carolina	
	Mike Brown, Liberty	
	Chris Summers, Liberty	
2011	Justin Bethel, Presbyterian	
	Kevin Fogg, Liberty	
	Brock Jackolski, Stony Brook	
	Josh Norman, Coastal Carolina	
	Richard Wright, Liberty	
2012	Miguel Maysonet, Stony Brook	
2013	Lorenzo Taliaferro, Coastal Carolina	
	Richard Wright, Liberty	
	Quinn Backus, Coastal Carolina	
	Jamey Cheatwood, Coastal Carolina	HM
	Kenny Cook, Gardner-Webb	HM
	Jacob Hagen, Liberty	HM
	Shaquille Riddick, Gardner-Webb	HM
2014	Chad Hamilton, Coastal Carolina	
	O.J. Mau, Gardner-Webb	
	Quinn Backus, Coastal Carolina	
	John Lunsford, Liberty	HM
	J.J. Hubbard, Gardner-Webb	HM
	Joe Moglia, Coastal Carolina (coach)	HM
2015	Jonathan Burgess, Liberty	
	Erik Austell, Charleston Southern	
	Joseph Smith, Charleston Southern	
	O.J. Mau, Gardner-Webb	HM

### COLLEGE SPORTS JOURNAL

2011	Justin Bethel, Presbyterian	
	Brock Jackolski, Stony Brook	
	Miguel Maysonet, Stony Brook	
	Josh Norman, Coastal Carolina	
	Chris Summers, Liberty	
	Mike Brown, Liberty	HM
	Kevin Fogg, Liberty	HM
	Marty Patterson, Gardner-Webb	HM
2012	Miguel Maysonet, Stony Brook	
	Kevin Norrell, Stony Brook	
	Michael Bamiro, Stony Brook	HM
	Charles James, Charleston Southern	HM
	Richard Wright, Liberty	HM
2013	Lorenzo Taliaferro, Coastal Carolina	
	Shaquille Riddick, Gardner-Webb	
	Richard Wright, Liberty	
	Quinn Backus, Coastal Carolina	Positional HM
	Walt Aikens, Liberty	Positional HM
	Hudson Smith, Gardner-Webb	Positional HM

### COLLEGESPORTSREPORT.COM

2003	Mario Williams, Gardner-Webb	1st Team
	Graham Whitlock, Gardner-Webb	2nd Team

### CSTV

2003	Graham Whitlock, Gardner-Webb	2nd Team
------	-------------------------------	----------

### FCS ATHLETICS DIRECTORS ASSOCIATION

2014	Quinn Backus, Coastal Carolina	LB
	Jacob Hagen, Liberty	DB
2016	Darius Hammond, Charleston Southern	RS
2017	Mike Basile, Monmouth	DB

### FCS FOOTBALL NETWORK

2011	Justin Bethel, Presbyterian
------	-----------------------------

### HERO SPORTS

2016	Anthony Ellis, Charleston Southern	1st Team
	Erik Austell, Charleston Southern	1st Team
	Darius Hammond, Charleston Southern	1st Team
	Chad Geter, Gardner-Webb	2nd Team
	Mike Basile, Monmouth	3rd Team
	Troy McGowens, Charleston Southern	3rd Team
	Tyrell Maxwell, Gardner-Webb	3rd Team
	Mike Holloway, Charleston Southern	3rd Team
2017	Anthony Ellis, Charleston Southern	1st Team
	Mike Basile, Monmouth	1st Team
	Chandler Burks, Kennesaw State	2nd Team
	Hunter Winstead, Liberty	2nd Team
	Taylor Henkle, Kennesaw State	3rd Team

### PHIL STEELE MAGAZINE

2010	Matt Bevins, Liberty	1st Team
	Chris Summers, Liberty	1st Team
	David Duran, Coastal Carolina	2nd Team
	Asa Chapman, Liberty	4th Team
	Gerald Stevenson, Charleston Southern	4th Team
2011	Justin Bethel, Presbyterian	1st Team
	Josh Norman, Coastal Carolina	1st Team
	Kevin Fogg, Liberty	2nd Team
	Chris Summers, Liberty	2nd Team
	Brock Jackolski, Stony Brook	3rd Team
	Miguel Maysonet, Stony Brook	3rd Team
	Joe Faiella, Stony Brook	4th Team
2012	Miguel Maysonet, Stony Brook	1st Team
	Michael Bamiro, Stony Brook	2nd Team
	Kevin Norrell, Stony Brook	2nd Team
	Charles James, Charleston Southern	3rd Team
	Richard Wright, Liberty	3rd Team
2013	Shaquille Riddick, Gardner-Webb	1st Team
	Lorenzo Taliaferro, Coastal Carolina	2nd Team
	Quinn Backus, Coastal Carolina	3rd Team
	Walt Aikens, Liberty	3rd Team
	Richard Wright, Liberty	3rd Team
	Kenny Cook, Gardner-Webb	4th Team
	Matt Hazel, Coastal Carolina	4th Team
	O.J. Mau, Gardner-Webb	4th Team
	Hudson Smith, Gardner-Webb	4th Team

### STATS LLC

2015	De'Angelo Henderson, Coastal Carolina	2nd Team
	Erik Austell, Charleston Southern	2nd Team
	Jonathan Burgess, Liberty	2nd Team
	Chima Uzowihe, Liberty	2nd Team
	John Lunsford, Liberty	2nd Team
	Joseph Smith, Charleston Southern	2nd Team
	O.J. Mau, Gardner-Webb	3rd Team
	Aaron Brown, Charleston Southern	3rd Team
	Devin Brown, Coastal Carolina	3rd Team
2016	Darius Hammond, Charleston Southern	1st Team
	Erik Austell, Charleston Southern	2nd Team
	Anthony Ellis, Charleston Southern	2nd Team
	Chad Geter, Gardner-Webb	2nd Team
	Mike Basile, Monmouth	2nd Team
	Solomon Brown, Charleston Southern	3rd Team
	Hunter Winstead, Liberty	3rd Team
2017	Mike Basile, Monmouth	1st Team
	Anthony Ellis, Charleston Southern	2nd Team
	Hunter Winstead, Liberty	2nd Team
	Alex Thompson, Monmouth	3rd Team
	Bryson Armstrong, Kennesaw State	3rd Team

### THE SPORTS NETWORK

2002	Mario Williams, Gardner-Webb	3rd Team
2003	Mario Williams, Gardner-Webb	1st Team
	Graham Whitlock, Gardner-Webb	3rd Team
2004	Harold Wells, Gardner-Webb	1st Team
2005	Justin Huggard, VMI	3rd Team
2006	Maurice Price, Charleston Southern	2nd Team
	Jerome Simpson, Coastal Carolina	3rd Team
	Brad Poston, Coastal Carolina	3rd Team

## THE SPORTS NETWORK (cont.)

2007	Brian Johnston, Gardner-Webb	2nd Team
	Mike Tolbert, Coastal Carolina	2nd Team
	Marshall Ausberry, Liberty	HM
	Dominic Bolden, Liberty	HM
	Mario Brown, Gardner-Webb	HM
	Patrick Calvary, Liberty	HM
	Wynton Jackson, Liberty	HM
	Rashad Jennings, Liberty	HM
	Tim Maypray, VMI	HM
	Cedric McGowan, Gardner-Webb	HM
	Marrio Norman, Coastal Carolina	HM
	Eddie Pinigis, Liberty	HM
	Vince Redd, Liberty	HM
	Jada Ross, Charleston Southern	HM
	Jerome Simpson, Coastal Carolina	HM
2008	Rashad Jennings, Liberty	1st Team
	Dominic Bolden, Liberty	3rd Team
	Jeffery Williams, Gardner-Webb	3rd Team
	Dobson Collins, Gardner-Webb	HM
	Mike Godsil, Liberty	HM
2009	Tommy Fraser, Coastal Carolina	1st Team
	Matt Bevins, Liberty	1st Team
2010	Matt Bevins, Liberty	1st Team
	Chris Summers, Liberty	1st Team
2011	Kevin Fogg, Liberty	1st Team
	Justin Bethel, Presbyterian	2nd Team
	Josh Norman, Coastal Carolina	2nd Team
	Joe Faiella, Stony Brook	3rd Team
	Miguel Maysonet, Stony Brook	3rd Team
	Chris Summers, Liberty	3rd Team
2012	Miguel Maysonet, Stony Brook	1st Team
	Michael Bamiro, Stony Brook	1st Team
	Kevin Norrell, Stony Brook	2nd Team
	Quinn Backus, Coastal Carolina	3rd Team
2013	Richard Wright, Liberty	1st Team
	Lorenzo Taliaferro, Coastal Carolina	2nd Team
	Shaquille Riddick, Gardner-Webb	2nd Team
	Quinn Backus, Coastal Carolina	2nd Team
	Kenny Cook, Gardner-Webb	3rd Team
	Jamey Cheatwood, Coastal Carolina	3rd Team
2014	Chad Hamilton, Coastal Carolina	1st Team
	John Lunsford, Liberty	1st Team
	Quinn Backus, Coastal Carolina	1st Team
	Jacob Hagen, Liberty	1st Team
	Darrin Peterson, Liberty	2nd Team
	Shane Ballard, Coastal Carolina	3rd Team

## WALTER CAMP FOUNDATION

2007	Brian Johnston, Gardner-Webb	1st Team
2008	Rashad Jennings, Liberty	1st Team
2009	Matt Bevins, Liberty	1st Team
2010	Matt Bevins, Liberty	1st Team
2011	Kevin Fogg, Liberty	1st Team
2012	Miguel Maysonet, Stony Brook	1st Team
2013	Shaquille Riddick, Gardner-Webb	1st Team
	Quinn Backus, Coastal Carolina	1st Team
2014	Quinn Backus, Coastal Carolina	1st Team
	Jacob Hagen, Liberty	1st Team
2016	Darius Hammond, Charleston Southern	1st Team
2017	Mike Basile, Monmouth	1st Team

## WEEKLY FOOTBALL GAZETTE

2002	Jim Maxwell, Gardner-Webb	HM
	Jeremy Martin, Gardner-Webb	HM
	Jason Bright, Gardner-Webb	HM
	Josh Rowan, Elon	HM
2003	Graham Whitlock, Gardner-Webb	1st Team
	Harold Wells, Gardner-Webb	2nd Team
	Mario Williams, Gardner-Webb	3rd Team
2004	Harold Wells, Gardner-Webb	1st Team
	Allen Davis, Gardner-Webb	2nd Team
	Antwon Trice, Coastal Carolina	3rd Team
	Nick Johnson, Coastal Carolina	HM
2005	Du Vaughn Flagler, Gardner-Webb	3rd Team
	Maurice Price, Charleston Southern	3rd Team
	Robert Mason, VMI	3rd Team
	Quinton Teal, Coastal Carolina	3rd Team

## WEEKLY FOOTBALL GAZETTE (cont.)

2006	Tyler Thigpen, Coastal Carolina	1st Team
	Maurice Price, Charleston Southern	2nd Team
	Jerome Simpson, Coastal Carolina	2nd Team
	Brad Poston, Coastal Carolina	2nd Team
	Brian Johnston, Gardner-Webb	2nd Team
	Quinton Teal, Coastal Carolina	2nd Team
	Brian Kepple, Coastal Carolina	3rd Team
	Mario E. Brown, Gardner-Webb	3rd Team
	Collin Drafts, Charleston Southern	HM
	Rodney Burgess, Coastal Carolina	HM
	Stephen Sene, Liberty	HM
	Kris King, Gardner-Webb	HM
	Wynton Jackson, Liberty	HM
	Dennis Justiniani, Charleston Southern	HM
	Eric Hall, VMI	HM
	Jamar Leath, Coastal Carolina	HM
	Jada Ross, Charleston Southern	HM
	C.J. Hirschman, Charleston Southern	HM

## COLLEGE SPORTS JOURNAL

### ALL-FRESHMAN TEAM

2011	Trevar Austin, Gardner-Webb
	Nick Sigmon, Liberty
	Donelle Williams, Presbyterian
2012	Josh Woodrum, Liberty
	Larry Jones III, Charleston Southern
2013	Devin Brown, Coastal Carolina

### HERO SPORTS SOPHOMORE ALL-AMERICA

2016	Will Millikan, Gardner-Webb	1st Team
	Khalil Lewis, Gardner-Webb	1st Team
	Juwan Wells, Liberty	1st Team
	Solomon Brown, Charleston Southern	1st Team
	Justin Sumpter, Kennesaw State	HM
	Reggie White Jr., Monmouth	HM
2017	Desmond Johnson, Kennesaw State	HM

### HERO SPORTS FRESHMAN ALL-AMERICA

2016	Dontae Duff, Liberty	1st Team
	Jaylan Foster, Gardner-Webb	1st Team
	Desmond Johnson, Kennesaw State	1st Team
	Nick Moss, Presbyterian	HM
	Stephen Calvert, Liberty	HM
	Kameron Brown, Charleston Southern	HM
	Alex Probert, Liberty	HM
2017	Pete Guerriero, Monmouth	1st Team
	Bryson Armstrong, Kennesaw State	1st Team
	Torrance Marable, Presbyterian	HM
	Demetri Royer, Charleston Southern	HM

## PHIL STEELE MAGAZINE

### FRESHMAN ALL-AMERICA

2013	Devin Brown, Coastal Carolina	2nd Team
	Ugonna Akoh, Presbyterian	3rd Team

## NATIONAL AWARD WINNERS

### ALLSTATE AFCA GOOD WORKS TEAM

2010	Jordan Lancaster, Charleston Southern
------	---------------------------------------

### ALLSTATE AFCA GOOD WORKS TEAM

#### NOMINEES

2008	Dominique Davenport, Coastal Carolina
2010	Jordan Lancaster, Charleston Southern
2011	Chris Kuzdale, Charleston Southern
2014	Jonathan Burgess, Liberty
	Christian Reyes, Charleston Southern
2015	Chad Geter, Gardner-Webb
	Chima Uzowihe, Liberty
2016	Dexter Robbins, Liberty
2017	Luther Jones, Kennesaw State
	Trey Turner, Liberty

## AMERICAN FOOTBALL COACHES ASSOCIATION

2004	David Bennett, Coastal Carolina	(Regional Coach of the Year)
2012	Chuck Priore, Stony Brook	(Regional Co-Coach of the Year)
2013	Jamey Chadwell, Charleston Southern	(Regional Coach of the Year)
2014	Joe Moglia, Coastal Carolina	(Region 2 Coach of the Year)
	Robert Wimberly	(Assistant Coach of the Year)
2017	Brian Bohannon, Kennesaw State	(FCS Coach of the Year)
		(Region 2 Co-Coach of the Year)

## COLLEGE FOOTBALL PERFORMANCE AWARDS

2010	Gerald Stevenson, Charleston Southern	FCS Kickoff Returner of the Year
	Chris Summers, Liberty	FCS Wide Receiver of the Year
2011	Kevin Fogg, Liberty	FCS Elite Kickoff Returner Award
	Justin Bethel, Presbyterian	FCS Elite Punt Returner Award
2012	Miguel Maysonet, Stony Brook	FCS All-Purpose Performer of the Year
2013	Shaquille Riddick, Gardner-Webb	FCS Defensive End of the Year Award
2014	Jacob Hagen, Liberty	FCS Defensive Back Award
	Quinn Backus, Coastal Carolina	FCS Elite Linebacker Award
	John Lunsford, Liberty	FCS Elite Placekicker Award
2015	Darius Hammond, Charleston Southern	FCS All-Purpose Performer of the Year

## COLLEGE SPORTING NEWS

2008	Edwin Gowins, Stony Brook	(National Freshman of the Year)
------	---------------------------	---------------------------------

## COLLEGE SPORTS JOURNAL

2012	Miguel Maysonet, Stony Brook	(National Offensive Player of the Year)
------	------------------------------	---

## COLLEGESPORTSREPORT.COM

2005	Charleston Southern	(I-AA Team of the Year)
	Antwon Trice, Coastal Carolina	(All-Division I-AA Offensive Team - 3rd Tm)
	Jada Ross, Charleston Southern	(All-Division I-AA Defensive Team - 3rd Tm)

## SPORTEXE COACHES AWARD

2006	David Bennett, Coastal Carolina	(Division I-AA Coach of the Year)
------	---------------------------------	-----------------------------------

## WEEKLY FOOTBALL GAZETTE

2004	Harold Wells, Gardner-Webb	(National Defensive Lineman of the Year)
2006	Tyler Thigpen, Coastal Carolina	(National Offensive Back of the Year)

## NATIONAL AWARD CANDIDATES / WINNERS

### WALTER PAYTON AWARD

- 2006 Tyler Thigpen, Coastal Carolina (Finalist – 7th)
- 2007 Jerome Simpson, Coastal Carolina
- 2008 Rashad Jennings, Liberty (Finalist – 8th)
- 2010 Mike Brown, Liberty (Finalist – 11th)
- 2011 Mike Brown, Liberty (Finalist – 17th)
- Chris Summers, Liberty
- 2012 Miguel Maysonet, SBU (Finalist – Runner-Up)
- 2013 Lorenzo Taliaferro, Coastal Caro. (Finalist – 11th)
- 2014 Alex Ross, Coastal Carolina (Finalist – 7th)
- Kenny Cook, Gardner-Webb
- 2015 De'Angelo Henderson, Coastal Caro. (Finalist – 10th)
- Alex Ross, Coastal Carolina (Finalist – T-19th)
- Darrin Peterson, Liberty
- 2016 Tyrell Maxwell, Gardner-Webb (Finalist – 24th)
- Darius Hammond, Charleston Southern
- 2017 Chandler Burks, Kennesaw State (Finalist – 18th)
- Tyrell Maxwell, Gardner-Webb

### BUCK BUCHANAN AWARD

- 2004 Mario Williams, Gardner-Webb
- 2007 Brian Johnston, Gardner-Webb (Finalist – 9th)
- 2008 Mario Brown, Gardner-Webb
- 2009 Jeffery Williams, Gardner-Webb
- 2011 Justin Bethel, Presbyterian (Finalist – 14th)
- Josh Norman, Coastal Carolina (Finalist – 19th)
- 2013 Shaquille Riddick, Gardner-Webb (Finalist – 5th)
- Quinn Backus, Coastal Carolina (Finalist – 7th)
- 2014 Quinn Backus, Coastal Carolina (Finalist – 4th)
- Jacob Hagen, Liberty (Finalist – 7th)
- O.J. Mau, Gardner-Webb (Finalist – 24th)
- 2015 Chima Uzowihe, Liberty (Finalist – 22nd)
- O.J. Mau, Gardner-Webb (Finalist – T-23rd)
- 2016 Anthony Ellis, Charleston So. (Finalist – 21st)
- Chad Geter, Gardner-Webb (Finalist – 22nd)
- Mike Basile, Monmouth (Finalist – 24th)
- 2017 Mike Basile, Monmouth (Finalist – 6th)
- Anthony Ellis, Charleston So. (Finalist – 9th)

### EDDIE ROBINSON AWARD

- 2004 David Bennett, Coastal Carolina (Finalist – 8th)
- 2006 David Bennett, Coastal Carolina (Finalist – 9th)
- 2008 Danny Rocco, Liberty (Finalist – 15th)
- 2009 Danny Rocco, Liberty (Finalist – 19th)
- 2010 Danny Rocco, Liberty (Finalist – 21st)
- 2011 Chuck Priore, Stony Brook (Finalist – 11th)
- 2012 Chuck Priore, Stony Brook (Finalist – 7th)
- Joe Moglia, Coastal Carolina (Finalist – 15th)
- 2013 Jamey Chadwell, Charleston So. (Finalist – 8th)
- Joe Moglia, Coastal Carolina (Finalist – 9th)
- 2014 Joe Moglia, Coastal Caro. (Finalist – Runner-Up)
- 2015 Joe Moglia, Coastal Carolina – WINNER**
- 2015 Jamey Chadwell, Charleston So. (Finalist – 4th)
- 2016 Brian Bohannon, Kennesaw State (Finalist – 8th)
- 2017 Brian Bohannon, Kennesaw State (Finalist – 3rd)
- Kevin Callahan, Monmouth (Finalist – 10th)

### JERRY RICE AWARD

- 2012 Josh Woodrum, Liberty (Finalist – 13th)
- 2014 Mike Basile, Monmouth (Finalist – 18th)
- 2015 Solomon Brown, Charleston So. (Finalist – 4th)
- 2016 Stephen Calvert, Liberty (Finalist – 10th)
- Jaylan Foster, Gardner-Webb (Finalist – 14th)
- Alex Probert, Liberty (Finalist – 18th)
- 2017 Bryson Armstrong, Kennesaw State – WINNER**
- Pete Guerriero, Monmouth (Finalist – 9th)
- Torrance Marable, Presbyterian (Finalist – 18th)

### CFPA NATIONAL OFFENSIVE PERFORMER OF THE YEAR WATCH LIST

- 2014 Austin Brown, Charleston Southern
- Brandon Hill, Monmouth
- Josh Woodrum, Liberty
- 2015 Austin Brown, Charleston Southern
- De'Angelo Henderson, Coastal Carolina
- Alex Ross, Coastal Carolina
- Josh Woodrum, Liberty
- Darius Hammond, Charleston So. (midseason)
- 2016 Darius Hammond, Charleston Southern
- Mike Holloway, Charleston So. (midseason)
- Chandler Burks, Kennesaw State (midseason)

### CFPA NATIONAL DEFENSIVE PERFORMER OF THE YEAR WATCH LIST

- 2013 Quinn Backus, Coastal Carolina
- 2014 Quinn Backus, Coastal Carolina
- Jacob Hagen, Liberty

### CFPA NATIONAL ALL-PURPOSE PERFORMER OF THE YEAR WATCH LIST

- 2015 Darius Hammond, Charleston Southern
- Devin Brown, Coastal Carolina
- De'Angelo Henderson, Coastal Carolina

### CFPA DEFENSIVE BACK AWARD WATCH LIST

- 2015 Derrick Farrow, Kennesaw State
- Mike Basile, Monmouth
- Ed Britt, Presbyterian

### CFPA LINEBACKER AWARD WATCH LIST

- 2015 Solomon Brown, Charleston Southern
- Chad Geter, Gardner-Webb

### CFPA DEFENSIVE END/TACKLE AWARD WATCH LIST

- 2015 O.J. Mau, Gardner-Webb
- Chima Uzowihe, Liberty

### CFPA PLACEKICKER AWARD WATCH LIST

- 2015 Ryan Granger, Coastal Carolina
- John Lunsford, Liberty

### CFPA PUNTER AWARD WATCH LIST

- 2015 Stephen Doar, Presbyterian

### CFPA KICKOFF RETURNER AWARD WATCH LIST

- 2015 Devin Brown, Coastal Carolina

### CFPA PUNT RETURNER AWARD WATCH LIST

- 2015 Darius Hammond, Charleston Southern
- Chris Jones, Coastal Carolina
- Zac Parker, Liberty

### CFPA NATIONAL FRESHMAN PERFORMER OF THE YEAR WATCH LIST

- 2012 Josh Woodrum, Liberty
- Bryson Brindle, Presbyterian
- 2013 De'Angelo Henderson, Coastal Carolina
- Ben Robinson, Charleston Southern
- 2014 Oshamar Abercrombie, Coastal Carolina

### FRED MITCHELL AWARD WATCH LIST

- 2010 Matt Bevins, Liberty
- John Paglia, Charleston Southern
- Wesley Skiffington, Stony Brook
- 2011 Wesley Skiffington, Stony Brook
- 2012 Trevor Austin, Gardner-Webb
- Wesley Skiffington, Stony Brook
- 2015 John Lunsford, Liberty

### LIBERTY MUTUAL COACH OF THE YEAR

- 2008 Danny Rocco, Liberty (Finalist)
- 2009 Danny Rocco, Liberty (Finalist)
- 2010 Danny Rocco, Liberty (Finalist)
- 2012 Joe Moglia, Coastal Carolina (Finalist)
- 2013 Joe Moglia, Coastal Carolina (Finalist)

### TED HENDRICKS DEFENSIVE END OF THE YEAR WATCH LIST

- 2007 Brian Johnston, Gardner-Webb
- 2013 Shaquille Riddick, Gardner-Webb

## NATIONAL PLAYERS / TEAMS OF THE WEEK

### COLLEGE FOOTBALL PERFORMANCE AWARDS

#### NATIONAL PERFORMERS OF THE WEEK

- 2010 Davonte Anderson, Stony Brook
- Week 11 (National Defensive Performer)
- Zach MacDowall, Coastal Carolina
- Week 12 (National Performer)
- 2011 Justin Bethel, Presbyterian
- Week 3 (National Defensive Performer)
- Kyle Essington, Stony Brook
- Week 6 (National Performer)
- 2012 Dontavais Johnson, Coastal Carolina
- Week 1 (National Defensive Performer)
- Aramis Hillary, Coastal Carolina
- Week 11 (National Offensive Performer)
- 2013 Dylan Black, Charleston Southern
- Week 4 (National Defensive Performer)
- Alex Ross, Coastal Carolina
- Week 14 (National Offensive Performer)
- Mike McClure, Coastal Carolina
- Week 14 (National Defensive Performer)
- Alex Ross, Coastal Carolina
- Week 15 (National Offensive Performer)
- Quinn Backus, Coastal Carolina
- Week 15 (National Defensive Performer)
- 2015 Alex Ross, Coastal Carolina
- Week 11
- De'Angelo Henderson, Coastal Carolina
- Week 1 (Honorable Mention)
- Mike Holloway, Charleston Southern
- Week 4 & 14 (Honorable Mention)
- 2016 Todd Macon, Liberty
- Week 8 (Honorable Mention)
- 2017 Chandler Burks, Kennesaw State
- Week 12

### COLLEGE SPORTING NEWS WEEKLY ALL-STAR

- 2004 Mario Williams, Gardner-Webb
- Sept. 5 (Defensive Player of the Week)
- Erick Harris, Liberty
- Nov. 15 (Special Teams Player of the Week)
- 2005 Tyler Thigpen, Coastal Carolina
- Sept. 12 (Offensive Player of the Week)
- 2006 Collin Drafts, Charleston Southern
- Sept. 11 (Offensive Player of the Week)
- Nov. 6 (Offensive Player of the Week)
- Mario E. Brown, Gardner-Webb
- Oct. 2 (Defensive Player of the Week)
- Jada Ross, Charleston Southern
- Oct. 23 (Defensive Player of the Week)
- Tyler Thigpen, Coastal Carolina
- Nov. 13 (Offensive Player of the Week)
- 2007 Dominic Bolden, Liberty
- Nov. 12 (Special Teams Player of the Week)
- 2008 Jeffery Williams, Gardner-Webb
- Oct. 20 (Defensive Player of the Week)
- Conte Cuttino, Stony Brook
- Nov. 17 (Co-Offensive Player of the Week)
- Edwin Gowins, Stony Brook
- Nov. 17 (Co-Offensive Player of the Week)



## COLLEGE SPORTING NEWS WEEKLY ALL-STAR (cont.)

- 2009 Mike Brown, Liberty  
Sept. 21 (Offensive Player of the Week)  
Wes Skiffington, Stony Brook  
Oct. 5 (Special Teams Player of the Week)  
Matt Bevins, Liberty  
Oct. 12 (Special Teams Player of the Week)  
Josh Norman, Coastal Carolina  
Nov. 9 (Defensive Player of the Week)  
Edwin Gowins, Stony Brook  
Nov. 23 (Offensive Player of the Week)
- 2010 Mike Brown, Liberty Sept. 13, Nov. 22  
Ryan Gates, Gardner-Webb Sept. 13  
Gerald Stevenson, Charleston Southern Oct. 18  
Zach MacDowall, Coastal Carolina Nov. 15  
Davonte Anderson, Stony Brook Nov. 15  
Matt Bevins, Liberty Nov. 22
- 2011 Kyle Essington, Stony Brook Oct. 10  
Brock Jackolski, Stony Brook Oct. 17, Nov. 14  
Mike Brown, Liberty Oct. 17
- 2012 Miguel Maysonet, Stony Brook Oct. 1  
Josh Woodrum, Liberty Oct. 8  
Wesley Skiffington, Stony Brook Oct. 22  
Quinn Backus, Coastal Carolina Oct. 29  
Nick Sigmon, Liberty Nov. 12
- 2013 Quinn Backus, Coastal Carolina Sept. 9, Oct. 14  
Chad Geter, Gardner-Webb Sept. 16  
O.J. Mau, Gardner-Webb Sept. 23  
Josh Woodrum, Liberty Nov. 25
- 2014 Quinn Backus, Coastal Carolina Sept. 1, Sept. 29  
Paul Schumacher, Gardner-Webb Oct. 20  
Alex Catron, Coastal Carolina Oct. 27  
Chima Uzowihe, Liberty Nov. 24
- 2015 John Lunsford, Liberty Oct. 5  
Matt White, Monmouth Oct. 19

## COLLEGE SPORTS JOURNAL

- 2012 Dontavais Johnson, Coastal Carolina  
Sept. 5 (Defensive Player of the Week)  
Kevin Fogg, Liberty  
Sept. 12 (Special Teams Player of the Week)  
Quinn Backus, Coastal Carolina  
Sept. 25 (Defensive Player of the Week)  
Nov. 1 (Defensive Player of the Week)  
Nick Sigmon, Liberty  
Nov. 12 (Defensive Player of the Week)

## COLLEGESPORTSREPORT.COM

- 2004 Coastal Carolina  
Oct. 25 (National Team of the Week)
- 2005 Coastal Carolina  
Sept. 12 (National Team of the Week)  
Brian Johnston, Gardner-Webb  
Oct. 30 (Performer of the Week)  
Charleston Southern  
Nov. 5 (National Team of the Week)
- 2006 Tyler Thigpen, Coastal Carolina  
Sept. 11 (Performer of the Week)  
Nov. 6 (Performer of the Week)  
Mario E. Brown, Gardner-Webb  
Oct. 3 (Performer of the Week)  
Coastal Carolina  
Oct. 9 (National Team of the Week)

## FCS FOOTBALL NETWORK

- 2011 Will Hunt, Charleston Southern  
Week 3 (Defensive Player of the Week)

## SME NETWORK WEEKLY ALL-STARS

- 2007 Wynton Jackson, Liberty (Sept. 11)  
Rashad Jennings, Liberty (Sept. 18)
- 2008 Stony Brook  
Week 1 (Offensive Line)  
Jacob Rochester, VMI  
Week 2 (Linebacker)  
Andy Brown, Charleston Southern  
Week 6 (Special Teams)  
A.J. Gross, VMI  
Week 7 (Linebacker)  
Matt Bevins, Liberty  
Week 13 (Special Teams)

## STATS LLC

- 2015 Devin Brown, Coastal Carolina  
Sept. 21 (Special Teams Player of the Week)  
Ryan Granger, Coastal Carolina  
Oct. 12 (Special Teams Player of the Week)  
Matt White, Monmouth  
Oct. 19 (Special Teams Player of the Week)  
Taylor Henkle, Kennesaw State  
Nov. 2 (Freshman of the Week)
- 2016 Stephen Calvert, Liberty  
Oct. 24 (Freshman of the Week)  
Desmond Johnson, Kennesaw State  
Oct. 31 (Freshman of the Week)
- 2017 Stephen Calvert, Liberty  
Sept. 4 (Offensive Player of the Week)  
Pete Guerriero, Monmouth  
Sept. 11 (Freshman of the Week)  
Bryson Armstrong, Kennesaw State  
Sept. 18 (Freshman of the Week)  
Chandler Burks, Kennesaw State  
Nov. 20 (Offensive Player of the Week)

## STATS LLC TEAM OF THE WEEK

- 2017 Kennesaw State - Week 7

## THE SPORTS NETWORK

- 2004 Erick Harris, Liberty  
Nov. 15 (Special Teams Player of the Week)
- 2005 Jamar Leath, Coastal Carolina  
Sept. 12 (Defensive Player of the Week)
- 2006 Mario E. Brown, Gardner-Webb  
Oct. 2 (Defensive Player of the Week)  
Jerome Simpson, Coastal Carolina  
Oct. 9 (Offensive Player of the Week)  
Marrio Norman, Coastal Carolina  
Nov. 20 (Defensive Player of the Week)
- 2007 Brian Johnston, Gardner-Webb  
Oct. 1 (Defensive Player of the Week)
- 2008 Dominique Davenport, Coastal Carolina  
Sept. 8 (Defensive Player of the Week)  
Gerald Stevenson, Charleston Southern  
Sept. 8 (Special Teams Player of the Week)  
Rashad Jennings, Liberty  
Sept. 29 (Offensive Player of the Week)  
Edwin Gowins, Stony Brook  
Nov. 17 (Offensive Player of the Week)  
Tim Maypray, VMI  
Nov. 24 (Offensive Player of the Week)
- 2009 Mike Brown, Liberty  
Sept. 21 (Offensive Player of the Week)  
Josh Norman, Coastal Carolina  
Nov. 9 (Defensive Player of the Week)
- 2010 Jeffery Williams, Gardner-Webb  
Sept. 6 (Defensive Player of the Week)  
Gerald Stevenson, Charleston Southern  
Oct. 18 (Special Teams Player of the Week)  
Zach MacDowall, Coastal Carolina  
Nov. 15 (Offensive Player of the Week)  
Davonte Anderson, Stony Brook  
Nov. 15 (Defensive Player of the Week)  
Mike Brown, Liberty  
Nov. 22 (Offensive Player of the Week)  
Matt Bevins, Liberty  
Nov. 22 (Special Teams Player of the Week)

## THE SPORTS NETWORK (cont.)

- 2011 Graham Purvis, Gardner-Webb  
Oct. 31 (Special Teams Player of the Week)  
Brock Jackolski, Stony Brook  
Nov. 28 (Offensive Player of the Week)  
Donald Porter, Stony Brook  
Nov. 28 (Co-Defensive Player of the Week)
- 2012 Dontavais Johnson, Coastal Carolina  
Sept. 3 (Defensive Player of the Week)  
Nick Sigmon, Liberty  
Nov. 12 (Defensive Player of the Week)
- 2013 Calvin Bryant, Charleston Southern  
Sept. 2 (Defensive Player of the Week)  
O.J. Mau, Gardner-Webb  
Sept. 23 (Defensive Player of the Week)
- 2014 John Lunsford, Liberty  
Oct. 6 (Special Teams Player of the Week)  
Kenny Cook, Gardner-Webb  
Oct. 20 (Co-Offensive Player of the Week)  
Chima Uzowihe, Liberty  
Nov. 24 (Co-Special Teams Player of the Week)

## USACOLLEGEFOOTBALL.ORG

- 2013 Quinn Backus, Coastal Carolina  
Oct. 14 (Defensive Player of the Week)

## WEEKLY FOOTBALL GAZETTE

- 2002 Graham Whitlock, Gardner-Webb  
Sept. 10 (Special Teams Player of the Week)  
Ross Gravely, Elon  
Sept. 10 (Co-Offensive Lineman of the Week)  
Nov. 12 (Co-Offensive Lineman of the Week)  
Brandon Mason, Elon  
Sept. 24 (Co-Offensive Lineman of the Week)  
Jeremy Martin, Gardner-Webb  
Oct. 15 (Co-Offensive Player of the Week)  
Mario Williams, Gardner-Webb  
Nov. 5 (Co-Defensive Player of the Week)  
Anthony Turowski, Elon  
Nov. 5 (Tri-Special Teams Player of the Week)  
Josh Hubbard, Gardner-Webb  
Nov. 12 (Defensive Player of the Week)  
Josh Rowan, Elon  
Nov. 19 (Co-Offensive Lineman of the Week)
- 2003 Aaron Sykes, Gardner-Webb  
Sept. 16 (Co-Defensive Player of the Week)
- 2004 Justin Huggard, VMI  
Sept. 21 (Defensive Player of the Week)  
Josh Hoke, Coastal Carolina  
Sept. 28 (Special Teams Player of the Week)  
Tavoris Horton, Gardner-Webb  
Oct. 25 (Defensive Player of the Week)  
Erick Harris, Liberty  
Nov. 15 (Special Teams Player of the Week)
- 2005 Josh Hoke, Coastal Carolina  
Sept. 25 (Special Teams Player of the Week)  
Oct. 16 (Special Teams Player of the Week)  
Robert Mason, VMI  
Sept. 25 (Defensive Player of the Week)  
Zach Terrell, Liberty  
Oct. 9 (Offensive Player of the Week)  
Andre Copeland, Charleston Southern  
Oct. 16 (Offensive Player of the Week)  
Nick Roberts, Gardner-Webb  
Oct. 23 (Offensive Player of the Week)  
Mike Pavelko, Gardner-Webb  
Oct. 23 (Defensive Player of the Week)  
Barrett Way, VMI  
Oct. 23 (Special Teams Player of the Week)  
Demario Deese, Gardner-Webb  
Oct. 30 (Offensive Lineman of the Week)  
Brian Johnston, Gardner-Webb  
Oct. 30 (Defensive Player of the Week)
- 2006 Jamaal Walton, VMI  
Sept. 6 (Defensive Player of the Week)  
Collin Drafts, Charleston Southern  
Sept. 13 (Offensive Player of the Week)  
Nov. 8 (Offensive Player of the Week)

## WEEKLY FOOTBALL GAZETTE (cont.)

- 2006 Tyler Thigpen, Coastal Carolina  
 Sept. 13 (Offensive Player of the Week)  
 Oct. 5 (Offensive Player of the Week)  
 Nov. 16 (Offensive Player of the Week)  
 Okeba Rollinson, Charleston Southern  
 Sept. 13 (Defensive Player of the Week)  
 Michael Hanna, Gardner-Webb  
 Sept. 13 (Special Teams Player of the Week)  
 Mario E. Brown, Gardner-Webb  
 Oct. 5 (Defensive Player of the Week)  
 Jamar Leath, Coastal Carolina  
 Oct. 12 (Defensive Player of the Week)  
 Jada Ross, Charleston Southern  
 Oct. 26 (Defensive Player of the Week)

## COLLEGE FOOTBALL PERFORMANCE AWARDS POSITIONAL PERFORMERS OF THE WEEK

- 2010 Mike Brown, Liberty  
 Week 1 (Quarterback Performer)  
 Graham Purvis, Gardner-Webb  
 Week 1 (Punter Performer)  
 Michael Rainey-Wiles, VMI  
 Week 1 (Punt Return Performer)  
 Brock Jackolski, Stony Brook  
 Week 2 (Running Back Performer)  
 Chris Summers, Liberty  
 Week 5 (Wide Receiver Performer)  
 Gerald Stevenson, Charleston Southern  
 Week 6 (Kickoff Returner Performer)  
 Week 7 (Kickoff Returner Performer)  
 Miguel Maysonet, Stony Brook  
 Week 8 (Running Back Performer)  
 Brian Davis, Presbyterian  
 Week 8 (Defensive Line Performer)  
 2010 Matt Bevins, Liberty  
 Week 10 (Placekicker Performer)  
 Week 12 (Placekicker Performer)  
 Danny Broggin, Liberty  
 Week 10 (Kickoff Returner Performer)  
 Davonte Anderson, Stony Brook  
 Week 11 (Defensive Back Performer)  
 Brock Jackolski, Stony Brook  
 Week 11 (Kickoff Returner Performer)  
 Zach MacDowall, Coastal Carolina  
 Week 12 (Quarterback Performer)  
 Niccolo Mastromatteo, Coastal Carolina  
 Week 12 (Punt Return Performer)  
 2011 Kevin Fogg, Liberty  
 Week 2 (Kickoff Returner Performer)  
 Week 8 (Kickoff Returner Performer)  
 Week 10 (Kickoff Returner Performer)  
 Mario Thompson, VMI  
 Week 3 (Tight End Performer)  
 Patrick Morgano, Presbyterian  
 Week 3 (Punter Performer)  
 Will Hunt, Charleston Southern  
 Week 3 (Defensive Line Performer)  
 Justin Bethel, Presbyterian  
 Week 3 (Defensive Back Performer)  
 Miguel Maysonet, Stony Brook  
 Week 4 (Running Back Performer)  
 Week 10 (Running Back Performer)  
 Chris Summers, Liberty  
 Week 4 (Wide Receiver Performer)  
 Charles James, Charleston Southern  
 Week 5 (Punt Return Performer)  
 Kyle Essington, Stony Brook  
 Week 6 (Quarterback Performer)  
 Tommy Shaver, Liberty  
 Week 6 (Tight End Performer)  
 Brock Jackolski, Stony Brook  
 Week 7 (Kickoff Returner Performer)  
 Trevor Austin, Gardner-Webb  
 Week 8 (Placekicker Performer)  
 Tre Henderson, Coastal Carolina  
 Week 8 (Kickoff Returner Performer)  
 Treymaine Schley, Gardner-Webb  
 Week 9 (Tight End Performer)

## COLLEGE FOOTBALL PERFORMANCE AWARDS POSITIONAL PERFORMERS OF THE WEEK (cont.)

- 2011 Nathan Perera, Charleston Southern  
 Week 10 (Wide Receiver Performer)  
 Jamie Childers, Coastal Carolina  
 Week 11 (Tight End Performer)  
 J.J. Hubbard, Gardner-Webb  
 Week 12 (Kickoff Returner Performer)  
 2012 Dontavais Johnson, Coastal Carolina  
 Week 1 (Defensive Back Performer)  
 Michael Ruff, Presbyterian  
 Week 1 (Kickoff Returner Performer)  
 Miguel Maysonet, Stony Brook  
 Week 1 (All-Purpose Performer)  
 Week 5 (All-Purpose Performer)  
 Week 7 (All-Purpose Performer)  
 Week 8 (Kickoff Returner Performer)  
 Kevin Fogg, Liberty  
 Week 2 (Punt Returner Performer)  
 J.J. Hubbard, Gardner-Webb  
 Week 9 (Punt Returner Performer)  
 Aramis Hillary, Coastal Carolina  
 Week 11 (Quarterback Performer)  
 Niccolo Mastromatteo, Coastal Carolina  
 Week 11 (Punt Returner Performer)  
 2013 Quinn Backus, Coastal Carolina  
 Week 1 (Linebacker Performer)  
 Week 7 (Linebacker Performer)  
 Jeremiah McKie, Presbyterian  
 Week 2 (Punt Returner Performer)  
 Week 8 (KO Returner Performer)  
 Kevin Fogg, Liberty  
 Week 2 (Defensive Back Performer)  
 Dylan Black, Charleston Southern  
 Week 4 (Defensive Lineman Performer)  
 Lorenzo Taliaferro, Coastal Carolina  
 Week 8 (Running Back Performer)  
 Devin Brown, Coastal Carolina  
 Week 9 (Kickoff Returner Performer)  
 J.J. Hubbard, Gardner-Webb  
 Week 12 (Kickoff Returner Performer)  
 Ugonna Akoh, Presbyterian  
 Week 13 (Defensive Lineman Performer)  
 2014 Devin Brown, Coastal Carolina  
 Week 2 (Kickoff Returner Performer)  
 Darius Hammond, Charleston Southern  
 Week 4 (Punt Returner Performer)  
 John Lunsford, Liberty  
 Week 6 (Placekicker Performer)  
 J.J. Hubbard, Gardner-Webb  
 Week 6 (Kickoff Returner Performer)  
 Patrick Minnich, Monmouth  
 Week 7 (Linebacker Performer)  
 Kenny Scott, Liberty  
 Week 7 (Defensive Back Performer)  
 Kenny Cook, Gardner-Webb  
 Week 8 (Wide Receiver Performer)  
 Alex Catron, Coastal Carolina  
 Week 10 (Placekicker Performer)  
 Hakeem Valles, Monmouth  
 Week 11 (Tight End Performer)

## COLUMBIA STATE ALL-SOUTH CAROLINA TEAM

- 2006 Tyler Thigpen, Coastal Carolina 1st Team  
 Jerome Simpson, Coastal Carolina 1st Team  
 Rodney Burgess, Coastal Carolina 1st Team  
 Jada Ross, Charleston Southern 1st Team  
 Quinton Teal, Coastal Carolina 1st Team  
 C.J. Hirschman, Charleston Southern 1st Team  
 Maurice Price, Charleston Southern 2nd Team  
 Brad Poston, Coastal Carolina 2nd Team  
 Jamar Leath, Coastal Carolina 2nd Team  
 2009 Phillip Oboh, Coastal Carolina  
 Andrew McKain, Charleston Southern  
 Josh Norman, Coastal Carolina  
 Justin Bethel, Presbyterian  
 Gerald Stevenson, Charleston Southern

## COLUMBIA STATE FCS STATE COLLEGE ALL-DECADE FOOTBALL TEAM (2000-09)

- Tyler Thigpen, Coastal Carolina  
 Jerome Simpson, Coastal Carolina  
 Jada Ross, Charleston Southern  
 Antwan Thomas, Presbyterian  
 Quinton Teal, Coastal Carolina  
 Gerald Stevenson, Charleston Southern

## ORANGEBURG (S.C.) TOUCHDOWN CLUB ALL-STATE COLLEGE TEAM

- 2005 Josh Hoke, Coastal Carolina  
 Maurice Simpkins, Coastal Carolina  
 Jerome Simpson, Coastal Carolina  
 Quinton Teal, Coastal Carolina  
 2006 Brad Poston, Coastal Carolina  
 Jada Ross, Charleston Southern  
 Jerome Simpson, Coastal Carolina  
 Tyler Thigpen, Coastal Carolina  
 2007 Marrio Norman, Coastal Carolina  
 Jada Ross, Charleston Southern  
 Jerome Simpson, Coastal Carolina  
 2008 Philip Ashley, Charleston Southern  
 Ben Erdman, Coastal Carolina  
 Britt Leggett, Coastal Carolina  
 Adam McKinney, Presbyterian  
 Phillip Oboh, Coastal Carolina  
 D.J. Rice, Coastal Carolina  
 Gerald Stevenson, Charleston Southern  
 Antwan Thomas, Presbyterian  
 2009 Justin Bethel, Presbyterian  
 Andrew McKain, Charleston Southern  
 J.W. Myers, Charleston Southern  
 Josh Norman, Coastal Carolina  
 Phillip Oboh, Coastal Carolina  
 Gerald Stevenson, Charleston Southern  
 2010 Dominique Davenport, Coastal Carolina  
 Trandon Dendy, Presbyterian  
 David Duran, Coastal Carolina  
 Andrae Jacobs, Coastal Carolina  
 Charles James, Charleston Southern  
 Zach MacDowall, Coastal Carolina  
 Patrick Morgano, Presbyterian  
 Josh Norman, Coastal Carolina  
 Chris Patrick, Charleston Southern  
 Gerald Stevenson, Charleston Southern  
 2011 Justin Bethel, Presbyterian  
 Brian Davis, Presbyterian  
 Andrae Jacobs, Coastal Carolina  
 Charles James, Charleston Southern  
 Chris Kuzdale, Charleston Southern  
 Josh Norman, Coastal Carolina  
 Nathan Perera, Charleston Southern  
 Max Travis, Presbyterian

## ALL-REGION TEAM SELECTIONS & HONORS

### BILL DUDLEY VIRGINIA PLAYER OF THE YEAR

- 2010 Mike Brown, Liberty (Finalist)

### COLUMBIA STATE ALL-SOUTH CAROLINA PLAYER OF THE YEAR

- 2006 Tyler Thigpen, Coastal Carolina (offense)

### SOUTH CAROLINA FOOTBALL HALL OF FAME BLANCHARD-ROGERS AWARD

#### COLLEGIATE PLAYER OF THE YEAR FINALISTS

- 2013 Matt Hazel, Coastal Carolina  
 2016 Chad Geter, Gardner-Webb  
 Mike Holloway, Charleston Southern  
 Khalil Lewis, Gardner-Webb  
 Kamren Mack, Presbyterian  
 2017 Anthony Ellis, Charleston Southern

## TOUCHDOWN CLUB OF RICHMOND BOBBY ROSS COACH OF THE YEAR

2014 Turner Gill, Liberty

## VaSID ANNUAL AWARD WINNERS

2005 Zach Terrell, Liberty Rookie of the Year  
2012 Josh Woodrum, Liberty Off. Rookie of the Year  
2014 Jacob Hagen, Liberty Co-Def. Player of the Year  
Turner Gill, Liberty Coach of the Year

## VaSID (VIRGINIA ALL-STATE)

2002 Dre Barnes, Liberty 1st Team  
2003 Thomas Smith, Liberty 1st Team  
Derik Screen, VMI 1st Team  
2004 Robert Mason, VMI 1st Team  
2005 Zohn Burden, VMI 1st Team  
Justin Huggard, VMI 1st Team  
Zach Terrell, Liberty 2nd Team  
Jeremy Ward, VMI 2nd Team  
Vicheal Foxx, VMI 2nd Team  
Jason Horn, Liberty 2nd Team  
2006 Wynton Jackson, Liberty 1st Team  
Sean Mizzer, VMI 2nd Team  
Jarrett Winfrey, Liberty 2nd Team  
Stephen Sene, Liberty 2nd Team  
Eric Hall, Liberty 2nd Team  
E.L. Estes, Liberty 2nd Team  
Ryan Greiser, Liberty 2nd Team  
2007 Marshall Ausberry, Liberty 1st Team  
Rashad Jennings, Liberty 1st Team  
Stephen Sene, Liberty 1st Team  
Patrick Calvary, Liberty 2nd Team  
Noah Greenbaum, Liberty 2nd Team  
Stevie Ray Lloyd, Liberty 2nd Team  
Tommy Lloyd, VMI 2nd Team  
Eddie Pinigis, Liberty 2nd Team  
Vince Redd, Liberty 2nd Team  
2008 Nick Hursky, Liberty 1st Team  
Rashad Jennings, Liberty 1st Team  
Britt Stone, Liberty 1st Team  
Dominic Bolden, Liberty 1st (Off), 2nd Team (ST)  
Ryan Greiser, Liberty 2nd Team  
Mike Godsil, Liberty 2nd Team  
Kevin Richard, Liberty 2nd Team  
2009 Mike Brown, Liberty 1st Team  
Matt Bevins, Liberty 1st Team  
Bryan Mosier, Liberty 2nd Team  
Josh Weaver, Liberty 2nd Team  
Trey Jacobs, Liberty 2nd Team  
2010 Matt Bevins, Liberty 1st Team  
Asa Chapman, Liberty 1st Team  
Alex Stadler, Liberty 1st Team  
Chris Summers, Liberty 1st Team  
Terry Adams, Liberty 2nd Team  
Mike Brown, Liberty 2nd Team  
A.J. Gross, VMI 2nd Team  
Justin Vargas, Liberty 2nd Team  
2011 Mike Brown, Liberty 1st Team  
Kevin Fogg, Liberty 1st Team  
Chris Summers, Liberty 1st Team  
Rob Bailey, VMI 2nd Team  
Malcolm Boyd, Liberty 2nd Team  
A.J. Gross, VMI 2nd Team  
Mike Larsson, Liberty 2nd Team  
2012 Aldreakis Allen, Liberty 1st Team  
Aaron Lundy, Liberty 1st Team  
Brent Vinson, Liberty 1st Team  
Pat Kelly, Liberty 2nd Team  
Cory Freeman, Liberty 2nd Team  
Charlie Jones, VMI 2nd Team  
Nick Sigmon, Liberty 2nd Team  
2013 Brandon Apon, Liberty 1st Team  
Hunter Steward, Liberty 1st Team  
Walt Aikens, Liberty 1st Team  
Jacob Hagen, Liberty 1st Team  
Desmond Rice, Liberty 2nd Team  
Darrin Peterson, Liberty 2nd Team  
Greg Ray, Liberty 2nd Team  
Jonathan Burgess, Liberty 2nd Team  
Mitch Hanson, Liberty 2nd Team  
Chima Uzowihe, Liberty 2nd Team

## VaSID (cont.)

2014 D.J. Abnar, Liberty 1st Team  
Darrin Peterson, Liberty 1st Team  
Jonathan Burgess, Liberty 1st Team  
Mitch Hanson, Liberty 1st Team  
Jacob Hagen, Liberty 1st Team  
John Lunsford, Liberty 1st Team  
Trey Turner, Liberty 1st Team  
Dexter Herman, Liberty 2nd Team  
Greg Ray, Liberty 2nd Team  
Chima Uzowihe, Liberty 2nd Team  
Nick Sigmon, Liberty 2nd Team  
2015 Jonathan Burgess, Liberty 1st Team  
Max Sommer, Liberty 1st Team  
Chima Uzowihe, Liberty 1st Team  
2016 Juwan Wells, Liberty 1st Team  
Dontae Duff, Liberty 2nd Team  
Frankie Hickson, Liberty 2nd Team  
2017 Carrington Mosley, Liberty 1st Team  
Dontae Duff, Liberty 1st Team  
Hunter Winstead, Liberty 1st Team  
Antonio Gandy-Golden, Liberty 2nd Team  
Juwan Wells, Liberty 2nd Team

## WEEKLY FOOTBALL GAZETTE REGIONAL AWARD WINNERS

2005 Quinton Teal, Coastal Carolina  
Southeast Region Defensive Back of the Year  
Maurice Price, Charleston Southern  
Southeast Region Off. Receiver of the Year  
2006 Tyler Thigpen, Coastal Carolina  
Central Region Off. Back Player of the Year  
Maurice Price, Charleston Southern  
Central Region Offensive Receiver of the Year  
Quinton Teal, Coastal Carolina  
Central Region Def. Back Player of the Year  
Brian Johnston, Gardner-Webb  
Central Region Defensive Lineman of the Year

## WEEKLY FOOTBALL GAZETTE

2002 Josh Rowan, Elon 1st Team  
Mike Warren, Elon 2nd Team  
Dre Barnes, Liberty 2nd Team  
Kendrick Howard, Liberty 2nd Team  
2003 William Andrews Jr., Gardner-Webb 1st Team  
Matt Sharpe, VMI 1st Team  
Harold Wells, Gardner-Webb 1st Team  
Jim Maxwell, Gardner-Webb 1st Team  
Mario Williams, Gardner-Webb 1st Team  
Graham Whitlock, Gardner-Webb 1st Team  
Ryan Smith, Gardner-Webb 2nd Team  
Jamie Pridgen, Gardner-Webb 2nd Team  
Nick Roberts, Gardner-Webb 3rd Team  
Dre Barnes, Liberty 3rd Team  
2004 Allen Davis, Gardner-Webb 1st Team  
Kelvin McIver, Coastal Carolina 1st Team  
Antwon Trice, Coastal Carolina 1st Team  
Harold Wells, Gardner-Webb 1st Team  
Sean Boyle, Liberty 2nd Team  
Eddie Gadson, Charleston Southern 2nd Team  
Patrick Hall, Coastal Carolina 2nd Team  
Josh Hoke, Coastal Carolina 2nd Team  
Nick Johnson, Coastal Carolina 2nd Team  
Robert Mason, VMI 2nd Team  
Brandon Schweitzer, Gardner-Webb 2nd Team  
Ryan Smith, Gardner-Webb 2nd Team  
Thomas Smith, Liberty 2nd Team  
Sam Gado, Liberty 3rd Team  
Justin Huggard, VMI 3rd Team  
Brandon Jeffcoat, Coastal Carolina 3rd Team  
Seth Reichert, Liberty 3rd Team  
Quinton Teal, Coastal Carolina 3rd Team  
2005 Duvaughn Flagler, Gardner-Webb 1st Team  
Maurice Price, Charleston Southern 1st Team  
Antwon Trice, Coastal Carolina 1st Team  
Jada Ross, Charleston Southern 1st Team  
Robert Mason, VMI 1st Team  
Quinton Teal, Coastal Carolina 1st Team  
Vicheal Foxx, VMI 2nd Team  
Justin Huggard, VMI 2nd Team

## WEEKLY FOOTBALL GAZETTE (cont.)

2005 Maurice Simpkins, Coastal Carolina 2nd Team  
Tavares Shorter, Charleston Southern 2nd Team  
DeAndre Harrison, Charleston So. 2nd Team  
Andre Copeland, Charleston Southern 3rd Team  
Zach Terrell, Liberty 3rd Team  
Bryan Meers, Charleston Southern 3rd Team  
Zohn Burden, VMI 3rd Team  
Demario Deese, Gardner-Webb 3rd Team  
Jeremy Ward, VMI 3rd Team  
Josh Hoke, Coastal Carolina 3rd Team  
Jason Horn, Liberty 3rd Team  
2006 Tyler Thigpen, Coastal Carolina 1st Team  
Maurice Price, Charleston Southern 1st Team  
Jerome Simpson, Coastal Carolina 1st Team  
Brad Poston, Coastal Carolina 1st Team  
Brian Kepple, Coastal Carolina 1st Team  
Kris King, Gardner-Webb 1st Team  
Brian Johnston, Gardner-Webb 1st Team  
Eric Hall, VMI 1st Team  
Mario E. Brown, Gardner-Webb 1st Team  
Quinton Teal, Coastal Carolina 1st Team  
Collin Drafts, Charleston Southern 2nd Team  
Rodney Burgess, Coastal Carolina 2nd Team  
Stephen Sene, Liberty 2nd Team  
Wynton Jackson, Liberty 2nd Team, 3rd Team  
Dennis Justiniani, Charleston Southern 2nd Team  
Jamar Leath, Coastal Carolina 2nd Team  
Jada Ross, Charleston Southern 2nd Team  
C.J. Hirschman, Charleston Southern 2nd Team  
Rashad Jennings, Liberty 3rd Team  
Sean Mizzer, VMI 3rd Team  
Duvaughn Flagler, Gardner-Webb 3rd Team  
Demario Deese, Gardner-Webb 3rd Team  
Steve Ackley, Liberty 3rd Team  
Sam Harper, Coastal Carolina 3rd Team  
Stevie Ray Lloyd, Liberty 3rd Team  
Mike Pavelko, Gardner-Webb 3rd Team  
Manny Rojas, Liberty 3rd Team  
Daniel Cooke, Gardner-Webb 3rd Team  
Jamaal Walton, VMI 3rd Team  
Michael Hanna, Gardner-Webb 3rd Team  
Hunter Smith, Gardner-Webb HM  
Jason Horn, Liberty HM  
Thurston Lee, Gardner-Webb HM  
Ronnie Mason, Coastal Carolina HM

## POSTSEASON ALL-STAR GAMES

### COLLEGE ALL-STAR BOWL

2014 Jamey Cheatwood, Coastal Carolina  
Jibrille Fewill, Liberty  
Elijah Lee, Charleston Southern

### COLLEGE GRIDIRON SHOWCASE

2015 Dominique Davis, Liberty  
Joe Kaleta, Coastal Carolina  
Neal Sterling, Monmouth  
2016 Rotchill Medor, Monmouth  
Darrin Peterson, Liberty  
O.J. Mau, Gardner-Webb  
Chima Uzowihe, Liberty  
Alex Ross, Coastal Carolina  
2017 Chad Geter, Gardner-Webb  
Mike Estes, Gardner-Webb  
2018 Alex Thompson, Monmouth  
Mike Basile, Monmouth



## DREAM BOWL

- 2016 Ed Britt, Presbyterian  
Tanner Burch, Gardner-Webb  
Ivan Toomer, Gardner-Webb
- 2017 Aaron Cook, Gardner-Webb  
Caleb Smith, Gardner-Webb  
Daryl Wilson, Presbyterian  
James Needham, Gardner-Webb  
Dante Blackmon, Kennesaw State

## EAST COAST BOWL

- 2005 Vicheal Foxx, VMI
- 2006 Collin Drafts, Charleston Southern  
Phil Jordan, Charleston Southern  
Drew Rucks, Charleston Southern
- 2007 Marcus Brown, VMI  
Rick Howell, Charleston Southern  
Tommy Lloyd, VMI  
Jada Ross, Charleston Southern
- 2008 Terrance Butler, Presbyterian  
Donald Fondren, Charleston Southern  
Lawrence Lovell, Stony Brook  
Josh Mitchell, Charleston Southern  
Tribble Reese, Charleston Southern  
Adam Soivilien, Stony Brook
- 2009 J.W. Myers, Charleston Southern

## EASTHAM ENERGY GAME

- 2011 Corey O'Daniel, Gardner-Webb

## EAST-WEST SHRINE GAME

- 2008 Jerome Simpson, Coastal Carolina
- 2012 Justin Bethel, Presbyterian  
Josh Norman, Coastal Carolina
- 2014 Matt Hazel, Coastal Carolina
- 2015 John Lunsford, Liberty
- 2016 Erik Austell, Charleston Southern

## FOOTBALL NETWORK I-AA ALL-STAR CLASSIC

- 2003 Jim Maxwell, Gardner-Webb  
Jamie Pridgen, Gardner-Webb  
Aaron DeBerry, Liberty

## FCS BOWL

- 2014 Demaris Freeman, Charleston Southern  
Pat O'Hara, Monmouth  
Christian Reyes, Charleston Southern  
Clayton Truitt, Charleston Southern
- 2015 Josh Woodrum, Liberty
- 2016 Derrick Farrow, Kennesaw State  
Aaron Cook, Gardner-Webb
- 2017 Kenyatta Dunbar, Gardner-Webb

## FCS SENIOR SCOUT BOWL

- 2010 Josh Atkinson, Charleston Southern  
Dominique Davenport, Coastal Carolina  
Zach MacDowall, Coastal Carolina  
John Paglia, Charleston Southern  
Gerald Stevenson, Charleston Southern  
Joel Walton, Charleston Southern
- 2011 Matt Brevi, Stony Brook  
Mike Brown, Liberty (invitee only)  
Jamie Childers, Coastal Carolina  
B.J. Hayes, Liberty  
Brock Jackolski, Stony Brook  
Marcus Lott, Coastal Carolina  
Marty Patterson, Gardner-Webb  
James Perry III, Gardner-Webb  
Tommy Shaver, Liberty  
David Bennett, Coastal Carolina (Head Coach)
- 2012 Corvaughn Archie, Charleston Southern  
Anderico Bailey, Presbyterian  
Steve Demilio, Gardner-Webb  
Jamie Dunaway, Gardner-Webb  
Justin Gunn, Liberty  
Andrae Jacobs, Coastal Carolina  
Charles James, Charleston Southern  
Kenny Little, Gardner-Webb  
Issac McKenzie, Charleston Southern  
Austin Sargent, Gardner-Webb

## FCS SENIOR SCOUT BOWL (cont.)

- 2012 Cornelius Sterling, Charleston Southern  
Dylan Taylor, Gardner-Webb
- 2013 Lonnie Johnson, Gardner-Webb  
Richard Wright, Liberty
- 2017 Noah Shuler, Charleston Southern  
Dia'Vante Brown, Liberty

## HULA BOWL

- 2008 Brian Johnston, Gardner-Webb  
Stephen Sene, Liberty  
Jerome Simpson, Coastal Carolina (invitee only)

## MAGNOLIA GRID-IRON CLASSIC

- 2006 Tyler Thigpen, Coastal Carolina  
Quinton Teal, Coastal Carolina

## MEDAL OF HONOR BOWL

- 2014 Walt Aikens, Liberty
- 2015 Quinn Backus, Coastal Carolina  
(American Team MVP)  
Kenny Cook, Gardner-Webb  
Gabe Middlebrook, Charleston Southern

## NATIONAL ALL-STAR.COM BOWL GAME

- 2006 Hunter Smith, Gardner-Webb  
J.P. Weaver, Gardner-Webb

## NFLPA COLLEGIATE BOWL

- 2012 Kevin Norrell, Stony Brook
- 2016 Josh Woodrum, Liberty

## RAYCOM COLLEGE FOOTBALL

### ALL-STAR CLASSIC

- 2012 Charles James, Charleston So. (Defensive MVP)

## SENIOR BOWL

- 2009 Rashad Jennings, Liberty
- 2012 Josh Norman, Coastal Carolina
- 2014 Walt Aikens, Liberty  
Lorenzo Taliaferro, Coastal Carolina
- 2017 Chad Geter, Gardner-Webb (Watch List)

## TEXAS VS. THE NATION BOWL

- 2007 Maurice Price, Charleston Southern
- 2008 Vince Redd, Liberty
- 2009 Dobson Collins, Gardner-Webb

## TROPICAL BOWL

- 2016 Roderick Holder, Coastal Carolina  
Devon Brant, Coastal Carolina  
Daniel Anousheh, Coastal Carolina  
Tyrell Blanks, Coastal Carolina
- 2018 Anthony Ellis, Charleston Southern

## WORLD CHAMPIONSHIP OF AMERICAN FOOTBALL

- 2007 Brad Poston, Coastal Carolina (Team USA)  
Kris King, Gardner-Webb (Team USA)



**BRIAN JOHNSTON (2008 Hula Bowl)**



**JOSH NORMAN (2012 Senior Bowl)**

## NATIONAL ACADEMIC HONORS

### CoSIDA ACADEMIC ALL-AMERICANS

2003	Matt Sharpe, VMI	2nd Team
2004	Jay Cline, Liberty	2nd Team
2005	Josh Hoke, Coastal Carolina	1st Team
2006	Josh Hoke, Coastal Carolina	1st Team
2009	Chris Rocco, Liberty	1st Team
2011	Pat Kelly, Liberty	1st Team
	Marcus Lott, Coastal Carolina	2nd Team
2012	Pat Kelly, Liberty	1st Team
2014	Mitch Hanson, Liberty	1st Team
2015	Alex Ross, Coastal Carolina	2nd Team
	Ugonna Akoh, Presbyterian	2nd Team
2017	Hunter Winstead, Liberty	2nd Team

### CoSIDA ACADEMIC ALL-DISTRICT

2002	Chris Foster, Gardner-Webb (1st Team)
	Josh Rowan, Elon (2nd Team)
	Jay Cline, Liberty (2nd Team)
2003	Chris Foster, Gardner-Webb
	Jay Cline, Liberty
	Sean Boyle, Liberty
	Matt Sharpe, VMI
	Jim Maxwell, Gardner-Webb
2004	Jay Cline, Liberty
	Sam Gado, Liberty
	Sean Boyle, Liberty
	Seth Reichert, Liberty
2005	Josh Hoke, Coastal Carolina
	Patrick Hall, Coastal Carolina
2006	Josh Hoke, Coastal Carolina
	Brad Poston, Coastal Carolina
	Jacob Rochester, VMI
2007	Nick Ellis, Charleston Southern
	Jacob Rochester, VMI
2008	Colin Dugan, Liberty
	Derrick Frasier, Coastal Carolina
	Ryan Greiser, Liberty
	Dan Pope, Liberty
	Kevin Richard, Liberty
	Jacob Rochester, VMI
2009	Matt Bevins, Liberty
	Chris Rocco, Liberty
	Mario Brown, Gardner-Webb
	Matt Freeman, Presbyterian
2010	Brad Sweatt, Charleston Southern
	Jared Tavernier, Presbyterian
2011	Matt Bevins, Liberty
	Kirby Broome, Charleston Southern
	Pat Kelly, Liberty
	Marcus Lott, Coastal Carolina
2012	Pat Kelly, Liberty
	Scott Hyland, Liberty
2013	Lucas Beatty, Gardner-Webb
	Mitch Hanson, Liberty
	Scott Hyland, Liberty
	Niccolo Mastromatteo, Coastal Carolina
	Jeffery Salley, Coastal Carolina
	Keon Williams, Gardner-Webb
2014	Ugonna Akoh, Presbyterian
	Mo Ashley, Coastal Carolina
	Chad Hamilton, Coastal Carolina
	Mitch Hanson, Liberty
	Tyler Hough-Jenkins, Gardner-Webb
	Brett Johnson, Coastal Carolina
	Joe Johnson, Monmouth
	Christian Reyes, Charleston Southern
	Chima Uzowihe, Liberty
2015	Ugonna Akoh, Presbyterian
	Alex Ross, Coastal Carolina
	Joe Johnson, Monmouth
2016	Lucas Holder, Liberty
2017	Will Millikan, Gardner-Webb
	Hunter Winstead, Liberty
	Chandler Burks, Kennesaw State
	James Allen, Charleston Southern

### COLLEGE SPORTS JOURNAL ALL-ACADEMIC TEAM

2012	Kyle Essington, Stony Brook
	Scott Hyland, Liberty
	Pat Kelly, Liberty
	Niccolo Mastromatteo, Coastal Carolina

### FCS ATHLETIC DIRECTORS ASSOCIATION SCHOLAR-ATHLETE OF THE YEAR

2003	Matt Sharpe, VMI
2006	Adam DeGraffenreid, Charleston Southern
2012	Pat Kelly, Liberty

### FCS ATHLETIC DIRECTORS ASSOCIATION POSTGRADUATE SCHOLARSHIP FINALISTS

2005	Adam DeGraffenreid, Charleston Southern
2006	Josh Hoke, Coastal Carolina
2008	Justin Witzmann, Charleston Southern
2013	Niccolo Mastromatteo, Coastal Carolina
2017	Chandler Burks, Kennesaw State

### FCS ATHLETIC DIRECTORS ASSOCIATION ACADEMIC ALL-STAR TEAM

2002	Brandon Mason, Elon
	Josh Rowan, Elon
2003	Matt Sharpe, VMI
2004	Adam DeGraffenreid, Charleston Southern
	Josh Hoke, Coastal Carolina
	Sam Gado, Liberty
	Sean Boyle, Liberty
2005	Adam DeGraffenreid, Charleston Southern
	Josh Hoke, Coastal Carolina
2006	Nick Ellis, Charleston Southern
	Josh Hoke, Coastal Carolina
	Jacob Rochester, VMI
	Hunter Smith, Gardner-Webb
2007	Nick Ellis, Charleston Southern
	Jacob Rochester, VMI
2008	Jacob Rochester, VMI
	Justin Witzmann, Charleston Southern
2009	Chris Rocco, Liberty
2010	Matt Bevins, Liberty
2011	Matt Bevins, Liberty
	Jamie Dunaway, Gardner-Webb
	Tim Franklin, Coastal Carolina
	A.J. Gross, VMI
	Pat Kelly, Liberty
	Marcus Lott, Coastal Carolina
2012	Jamie Dunaway, Gardner-Webb
	Scott Hyland, Liberty
	Pat Kelly, Liberty
	Niccolo Mastromatteo, Coastal Carolina
2013	Mitch Hanson, Liberty
	Scott Hyland, Liberty
	Niccolo Mastromatteo, Coastal Carolina
2014	Mo Ashley, Coastal Carolina
	Brett Johnson, Coastal Carolina
	Lucas Beatty, Gardner-Webb
2015	Darren Ambush, Monmouth
	Ryan Granger, Coastal Carolina
	Alex Ross, Coastal Carolina
	Chima Uzowihe, Liberty
2016	Hunter Winstead, Liberty
	Lucas Holder, Liberty
	Darren Ambush, Monmouth
2017	Chandler Burks, Kennesaw State
	Mike Basile, Monmouth

### FCS ATHLETIC DIRECTORS ASSOCIATION HIGHEST APR AWARD

2009	Gardner-Webb
2010	Gardner-Webb
2011	Stony Brook
2012	Stony Brook
2013	Coastal Carolina
2014	Coastal Carolina
2015	Coastal Carolina
2016	Presbyterian College
2017	Presbyterian College

### FCS ATHLETIC DIRECTORS ASSOCIATION MOST IMPROVED APR AWARD

2010	VMI
2011	Charleston Southern
2012	Gardner-Webb
2013	Charleston Southern
2014	Presbyterian
2015	Presbyterian
2016	Charleston Southern
2017	Monmouth

### JOHN McLENDON MINORITY POSTGRADUATE SCHOLARSHIP

2016	Prentice Stone, Kennesaw State
------	--------------------------------

### NCAA POSTGRADUATE SCHOLARSHIP RECIPIENTS

2006	Anthony Franklin, Coastal Carolina
2014	Mitch Hanson, Liberty
2017	Hunter Winstead, Liberty

### NATIONAL FOOTBALL FOUNDATION NATIONAL SCHOLAR-ATHLETE CAMPBELL TROPHY

2013	Niccolo Mastromatteo, Coastal Caro. (Finalist)
2016	Ben Robinson, Charleston Southern (Semifinalist)

### NATIONAL FOOTBALL FOUNDATION DRADDY TROPHY CANDIDATES

2007	Nick Ellis, Charleston Southern (Semifinalist)
	Ren McKinnon, Coastal Carolina (Semifinalist)
2008	Jacob Rochester, VMI (Semifinalist)
2014	Mitch Hanson, Liberty (Semifinalist)
	Christian Reyes, Charleston Southern (Semifinalist)

### NATIONAL FOOTBALL FOUNDATION NATIONAL HONOR SOCIETY

2007	Brian Kepple, Coastal Carolina
	Anthony Franklin, Coastal Carolina
	Brad Poston, Coastal Carolina
	Jamar Leath, Coastal Carolina
	Sam Harper, Coastal Carolina
	Josh Hoke, Coastal Carolina
	Rodney Burgess, Coastal Carolina
	Tyler Thigpen, Coastal Carolina
2008	Nick Ellis, Charleston Southern
	C.J. Hirschman, Charleston Southern
	Ren McKinnon, Coastal Carolina
2009	Ryan Greiser, Liberty
	Mike Godsfil, Liberty
	Jacob Rochester, VMI
	Justin Witzmann, Charleston Southern
2010	Ryan Ard, Charleston Southern
	Andrew McKain, Charleston Southern
	Matt Freeman, Presbyterian
	Jeff Santos, Stony Brook
	Chris Tyler, Stony Brook
2011	Matt Camire, Liberty
	Kyle O'Donnell, Liberty
	Soeren Wendland, Liberty
2012	Matt Bevins, Liberty
	Mike Larsson, Liberty
2014	Niccolo Mastromatteo, Coastal Carolina
	Jeffery Salley, Coastal Carolina
2015	Mo Ashley, Coastal Carolina
	Quinn Backus, Coastal Carolina
	Cody Craig, Coastal Carolina
	Chad Hamilton, Coastal Carolina
	Mitch Hanson, Liberty
	Kevin Hart, Coastal Carolina
	Brett Johnson, Coastal Carolina
	Christian Reyes, Charleston Southern
	Imir Sanders, Coastal Carolina
2016	Nathan Prater, Charleston Southern
	Alex Ross, Coastal Carolina
	Max Sommer, Liberty
	Chima Uzowihe, Liberty

## NATIONAL FOOTBALL FOUNDATION NATIONAL HONOR SOCIETY (cont.)

- 2017 Darren Ambush, Monmouth  
Gabe Hemighaus, Monmouth  
Payton Minnich, Monmouth  
Ben Robinson, Charleston Southern
- 2018 Mike Basile, Monmouth  
Agbai Iroha, Monmouth  
Christian Runza, Monmouth  
Matt Stoneberg, Monmouth  
Matt White, Monmouth

## DORIS ROBINSON


### SCHOLAR-ATHLETE OF THE YEAR AWARD

- 2015 Alex Ross, Coastal Carolina (Finalist)
- 2016 Lucas Holder, Liberty (Finalist)
- 2017 Chandler Burks, Kennesaw State (Finalist)

## VaSID ACADEMIC ALL-STATE TEAM

- 2004 Matt Sharpe, VMI
- 2007 Jacob Rochester, VMI
- 2008 Jacob Rochester, VMI
- 2009 Jacob Rochester, VMI  
Ryan Greiser, Liberty
- 2011 Pat Kelly, Liberty
- 2012 Pat Kelly, Liberty
- 2014 Mitch Hanson, Liberty
- 2016 Lucas Holder, Liberty  
Hunter Winstead, Liberty
- 2017 Hunter Winstead, Liberty





**TYLER THIGPEN, Coastal Carolina**  
7th Round - 2007 (MINNESOTA)  
(Vikings, Chiefs, Dolphins, Bills, Browns)



**JEROME SIMPSON, Coastal Carolina**  
2nd Round - 2008 (CINCINNATI)  
(Bengals, Vikings, 49ers)



**BRIAN JOHNSTON, Gardner-Webb**  
7th Round - 2008 (KANSAS CITY)  
(Chiefs, Dolphins)



**RASHAD JENNINGS, Liberty**  
7th Round - 2009 (JACKSONVILLE)  
(Jaguars, Raiders, Giants)



**JOSH NORMAN, Coastal Carolina**  
5th Round - 2012 (CAROLINA)  
(Panthers, Redskins)



**JUSTIN BETHEL, Presbyterian**  
6th Round - 2012 (ARIZONA)  
(Cardinals, Falcons)

#### NFL DRAFT PICKS

Tyler Thigpen, Coastal Carolina  
Jerome Simpson, Coastal Carolina  
Brian Johnston, Gardner-Webb  
Rashad Jennings, Liberty  
Josh Norman, Coastal Carolina  
Justin Bethel, Presbyterian  
Walt Aikens, Liberty  
Lorenzo Taliaferro, Coastal Carolina  
Matt Hazel, Coastal Carolina  
Neal Sterling, Monmouth

#### YEAR (ROUND, SELECTION - TEAM)

2007 (7th round, 217th overall - Minnesota Vikings)  
2008 (2nd round, 46th overall - Cincinnati Bengals)  
2008 (7th round, 210th overall - Kansas City Chiefs)  
2009 (7th round, 250th overall - Jacksonville Jaguars)  
2012 (5th round, 143rd overall - Carolina Panthers)  
2012 (6th round, 177th overall - Arizona Cardinals)  
2014 (4th round, 125th overall - Miami Dolphins)  
2014 (4th round, 138th overall - Baltimore Ravens)  
2014 (6th round, 190th overall - Miami Dolphins)  
2015 (7th round, 220th overall - Jacksonville Jaguars)

#### ACTIVE BIG SOUTH NFL PLAYERS ^

Walt Aikens, Liberty  
Mike Basile, Monmouth  
Justin Bethel, Presbyterian  
De'Angelo Henderson, Coastal Carolina  
Josh Norman, Coastal Carolina  
Denzel Rice, Coastal Carolina  
Neal Sterling, Monmouth  
Hakeem Valles, Monmouth  
Josh Woodrum, Liberty

#### CURRENT TEAM (HOW ACQUIRED)

Miami Dolphins (drafted 4th round, 125th overall - 2014)  
New York Giants (signed as free agent - 2018)  
Atlanta Falcons (signed as free agent - 2018)  
Denver Broncos (drafted 6th round, 203rd overall - 2017)  
Washington Redskins (signed as free agent - 2016)  
Cleveland Browns (signed as free agent - 2018)  
New York Jets (signed as free agent - 2017)  
Detroit Lions (signed to practice squad - 2017)  
Baltimore Ravens (signed to reserve/futures contract - 2018)

^ - 2018 Training Camp rosters






**WALT AIKENS**, Liberty  
4th Round - 2014 (MIAMI)  
(Dolphins)




**LORENZO TALIAFERRO**, Coastal Carolina  
4th Round - 2014 (BALTIMORE)  
(Ravens)



**MATT HAZEL**, Coastal Carolina  
6th Round - 2014 (MIAMI)  
(Dolphins, Redskins, Colts, Browns)




**NEAL STERLING**, Monmouth  
7th Round - 2015 (JACKSONVILLE)  
(Jaguars, Jets)




**JIM MAXWELL**, Gardner-Webb  
Undrafted Free Agent - 2004  
(Giants, 49ers, Dolphins, Bengals)



**SAM GADO**, Liberty  
Undrafted Free Agent - 2005  
(6 NFL Teams)



**QUINTON TEAL**, Coastal Carolina  
Undrafted Free Agent - 2007  
(Panthers, Chargers)



**MIKE TOLBERT**, Coastal Carolina  
Undrafted Free Agent - 2008  
(Chargers, Panthers, Bills)



**VINCE REDD**, Liberty  
Undrafted Free Agent - 2008  
(Patriots, Chiefs)



**MAURICE SIMPKINS**, Coastal Carolina  
Undrafted Free Agent - 2010  
(Packers, Rams)



**MIKE BROWN**, Liberty  
Undrafted Free Agent - 2012  
(Jaguars, Panthers)



**CHRIS SUMMERS**, Liberty  
Undrafted Free Agent - 2012  
(Bears, Vikings, Bills)





**DOMINIQUE JONES, Liberty**  
Undrafted Free Agent - 2012  
(8 NFL Teams)



**MIGUEL MAYSONET, Stony Brook**  
Undrafted Free Agent - 2013  
(8 NFL Teams)



**CHARLES JAMES, Charleston Southern**  
Undrafted Free Agent - 2013  
(6 NFL Teams)



**MICHAEL BAMIRO, Stony Brook**  
Undrafted Free Agent - 2013  
(Eagles, Giants)



**KEVIN FOGG, Liberty**  
Undrafted Free Agent - 2014  
(Dolphins, Steelers)



**JACOB HAGEN, Liberty**  
Undrafted Free Agent - 2015  
(Rams, Steelers, Browns)



**NIKO DAVIS, Liberty**  
Undrafted Free Agent - 2015  
(Steelers, Chiefs)



**SHAQUILLE RIDDICK, Gardner-Webb**  
5th Round - 2015  
(Cardinals, Steelers)



**DENZEL RICE, Coastal Carolina**  
Undrafted Free Agent - 2015  
(Eagles, Texans, Browns)



**KENNY COOK, Gardner-Webb**  
Undrafted Free Agent - 2015  
(Chiefs)



**JOHN LUNS福德, Liberty**  
Undrafted Free Agent - 2016  
(49ers, Buccaneers, Seahawks)



**HAKEEM VALLES, Monmouth**  
Undrafted Free Agent - 2016  
(Cardinals, Lions)





**JOSH WOODRUM, Liberty**  
Undrafted Free Agent - 2016  
(Giants, Colts, Bears, Bills, Ravens)



**DE'ANGELO HENDERSON, Coastal Caro.**  
6th Round - 2017  
(Broncos)



**ERIK AUSTELL, Charleston Southern**  
Undrafted Free Agent - 2017  
(Broncos, Texans)



**DARNELL LESLIE, Monmouth**  
Undrafted Free Agent - 2017  
(Cowboys, Steelers)



**MIKE ESTES, Gardner-Webb**  
Free Agent - 2017  
(Chargers)



**MIKE BASILE, Monmouth**  
Free Agent - 2018  
(Giants)

## ALL-TIME PRESEASON FOOTBALL POLLS

2002 Team (first-place votes)	Points
1. Gardner-Webb (5)	28
2. Elon (3)	24
3. Liberty	14
4. Charleston Southern	11

2003 Team (first-place votes)	Points
1. Gardner-Webb (9)	48
2. Liberty (1)	36
3. VMI	34
4. Charleston Southern	17
5. Coastal Carolina	15

2004 Team (first-place votes)	Points
1. Gardner-Webb (9)	46
2. Liberty	33
3. VMI	30
4. Coastal Carolina (1)	28
5. Charleston Southern	13

2005 Team (first-place votes)	Points
1. Coastal Carolina (11)	73
2. Liberty (3)	57
3. Gardner-Webb (2)	56
4. VMI	29
5. Charleston Southern	25

2006 Team (first-place votes)	Points
1. Coastal Carolina (15)	90
2. Charleston Southern	61
3. Gardner-Webb (1)	59
4. Liberty (3)	30
5. VMI	25

2007 Team (first-place votes)	Points
1. Liberty (12)	87
2. Coastal Carolina (7)	79
3. Gardner-Webb (1)	63
4. Charleston Southern	43
5. VMI	28

2008 Team (first-place votes)	Points
1. Liberty (12)	77
2. Coastal Carolina	58
3. Gardner-Webb	52
4. Stony Brook	38
5. Charleston Southern (1)	30
6. VMI	18

2009 Team (first-place votes)	Points
1. Liberty (10)	109
2. Stony Brook (4)	87
3. Coastal Carolina (1)	83
4. Gardner-Webb (1)	77
5. Charleston Southern (1)	56
6. VMI	39
7. Presbyterian College	25

2010 Team (first-place votes)	Points
1. Liberty (13)	103
2. Stony Brook (1)	81
3. Coastal Carolina	68
4. Charleston Southern (1)	65
5. Gardner-Webb	54
6. VMI	31
7. Presbyterian College	18

2011 Team (first-place votes)	Points
1. Liberty (15)	123
2. Stony Brook (2)	104
3. Coastal Carolina (1)	96
T-4. Charleston Southern	59
T-4. Gardner-Webb	59
6. VMI	42
7. Presbyterian College	21

2012 Team (first-place votes)	Points
1. Stony Brook (15)	123
2. Liberty (3)	108
3. Coastal Carolina	74
4. Presbyterian College	69
5. Gardner-Webb	65
6. VMI	38
7. Charleston Southern	27

2013 Team (first-place votes)	Points
1. Coastal Carolina (9)	84
2. Liberty (6)	80
3. Gardner-Webb	58
4. Charleston Southern	39
T-5. VMI	27
T-5. Presbyterian College	27

2014 Team (first-place votes)	Points
1. Coastal Carolina (14)	104
2. Liberty (4)	92
3. Charleston Southern	65
4. Gardner-Webb	58
5. Monmouth	32
6. Presbyterian College	27

2015 Team (first-place votes)	Points
1. Coastal Carolina (15)	139
2. Liberty (6)	129
3. Charleston Southern	106
4. Presbyterian College	72
5. Gardner-Webb	57
6. Monmouth	53
7. Kennesaw State	32

2016 Team (first-place votes)	Points
1. Charleston Southern (16)	106
2. Liberty (1)	86
3. Kennesaw State (1)	68
4. Monmouth	47
5. Gardner-Webb	40
6. Presbyterian College	31

2017 Team (first-place votes)	Points
T-1. Charleston Southern (9)	80
T-1. Kennesaw State (9)	80
3. Gardner-Webb	54
4. Monmouth	36
5. Presbyterian College	20
-- Liberty *	n/a

\* - not eligible for preseason poll due to transition to FBS

2018 Team (first-place votes)	Points
1. Kennesaw State (17)	107
2. Monmouth (1)	82
3. Charleston Southern	75
4. Gardner-Webb	52
5. Campbell	36
6. Presbyterian College	26

From 2002-04, head coaches and SIDs voted on the preseason poll. Beginning in 2005, a media panel joined the preseason voting. In 2008, the SIDs no longer voted on preseason or postseason honors.

## ALL-TIME PRESEASON PLAYERS OF THE YEAR

## Preseason Offensive Player of the Year

2003	Dre Barnes, Jr, RB, Liberty
2004	Dre Barnes, Sr, RB, Liberty
2005	Collin Drafts, Jr, QB, Charleston Southern
	Patrick Hall, Sr, RB, Coastal Carolina
2006	Collin Drafts, Sr, QB, Charleston Southern
2007	Jerome Simpson, Sr, WR, Coastal Carolina
2008	Rashad Jennings, R-Sr, RB, Liberty
2009	Tim Maypray, Sr, QB, VMI
2010	Mike Brown, R-Jr, QB, Liberty
2011	Mike Brown, R-Sr, QB, Liberty
2012	Miguel Maysonet, Sr, RB, Stony Brook
2013	Matt Hazel, Sr, WR, Coastal Carolina
2014	Alex Ross, R-Jr, QB, Coastal Carolina
2015	Alex Ross, R-Sr, QB, Coastal Carolina
2016	Darius Hammond, Sr, RB, Charleston Southern
2017	Tyrell Maxwell, Sr, QB, Gardner-Webb
2018	Chandler Burks, R-Sr, QB, Kennesaw State

## Preseason Defensive Player of the Year

2003	Mario Williams, Jr, FS, Gardner-Webb
2004	Mario Williams, Sr, FS, Gardner-Webb
2005	Kelvin McIver, Sr, DL, Coastal Carolina
2006	Jada Ross, R-Jr, LB, Charleston Southern
2007	Brian Johnston, Sr, DE, Gardner-Webb
2008	Mario Brown, Sr, LB, Gardner-Webb
2009	Jeffery Williams, Jr, LB, Gardner-Webb
2010	Marty Patterson, Sr, LB, Gardner-Webb
2011	Andrae Jacobs, Jr, LB, Coastal Carolina
2012	Charles James, R-Sr, DB, Charleston Southern
2013	Quinn Backus, Jr, LB, Coastal Carolina
2014	Quinn Backus, Sr, LB, Coastal Carolina
2015	O.J. Mau, Sr, DL, Gardner-Webb
2016	Anthony Ellis, Jr, DL, Charleston Southern
2017	Anthony Ellis, Sr, DL, Charleston Southern
2018	Bryson Armstrong, R-Soph, LB, Kennesaw State

ALL-TIME PRESEASON  
ALL-CONFERENCE TEAMS

## 2003

OFFENSE	DEFENSE
QB Darren Swiggett, CSU	DL Johnathan West, CSU
RB Chris Foster, GWU	DL Jason Threat, GWU
RB Dre Barnes, LU	DL Aaron DeBerry, LU
WR Don Phillips, CSU	DL Vicheal Foxx, VMI
WR William Andrews, GWU	LB Jim Maxwell, GWU
WR Darin Bradford, GWU	LB Keppy Baucom, GWU
WR Greg Carlson, VMI	LB Kendrick Howard, LU
TE Stephen Knorr, GWU	LB Derrick Screen, VMI
OL Bryce Gregory, CSU	DB Kijana Thomas, CSU
OL Jerry Gass, GWU	DB Mario Williams, GWU
OL Jamie Pridgen, GWU	DB Jensen Turner, GWU
OL Ryan Smith, GWU	DB Musa Sarki, VMI
OL Sam Brown, VMI	

## SPECIAL TEAMS

PK Matt Sharpe, VMI	P Graham Whitlock, GWU
LS Jake Neal, GWU	RS Josh Hubbard, GWU
LS Sam Brown, VMI	

## 2004

OFFENSE	DEFENSE
QB Nick Roberts, GWU	DL Adam DeGraffenreid, CSU
RB Dre Barnes, LU	DL Adrain Grady, CCU
RB Sean Mizzer, VMI	DL Harold Wells, GWU
WR Austin Gaines, GWU	DL Seth Reichert, LU
WR Lauren Williams, LU	LB Bowe Butler, CSU
WR Zohn Burden, VMI	LB Maurice Simpkins, CCU
WR Gary Price, VMI	LB Keppy Baucom, GWU
TE Stephen Knorr, GWU	LB Todd Baldwin, VMI
OL Bryce Gregory, CSU	DB Kijana Thomas, CSU
OL Nick Johnson, CCU	DB Mario Williams, GWU
OL Ryan Smith, GWU	DB C.J. Moore, LU
OL Sean Boyle, LU	DB Robert Mason, VMI
OL Jeremy Ward, VMI	

## SPECIAL TEAMS

PK Hunter Smith, GWU	P Graham Whitlock, GWU
LS Jake Neal, GWU	RS Kijana Thomas, CSU

## 2005

### OFFENSE

QB Collin Drafts, CSU  
RB Patrick Hall, CCU  
RB Sean Mizzer, VMI  
WR Kory Alston, GWU  
WR Zohn Burden, VMI  
WR Jerome Simpson, CCU  
TE Bryan Meers, CSU  
OL Antwon Trice, CCU  
OL Markus Ferguson, LU  
OL C.J. Brown, GWU  
OL Kevin Inge, LU  
OL Jeremy Ward, VMI

### DEFENSE

DL Kelvin McIver, CCU  
DL Brandon Schweitzer, GWU  
DL Vicheal Foxx, VMI  
DL Adam DeGraffenreid, CSU  
LB Maurice Simpkins, CCU  
LB Keppry Baucom, GWU  
LB Justin Huggard, VMI  
LB Manny Rojas, LU  
DB Robert Mason, VMI  
DB Quinton Teal, CCU  
DB C.J. Moore, LU  
DB Tavares Shorter, CSU

### SPECIAL TEAMS

PK Josh Hoke, CCU  
LS Matt Skeen, GWU  
P Noah Crouch, LU  
RS Sean Mizzer, VMI

## 2006

### OFFENSE

QB Collin Drafts, CSU  
RB Zach Terrell, LU  
RB Aundres Perkins, CCU  
WR Maurice Price, CSU  
WR Duvaughn Flagler, GWU  
WR Jerome Simpson, CCU  
TE Chris Luck, LU  
OL Demario Deese, GWU  
OL Brad Poston, CCU  
OL Brian Kepple, CCU  
OL Kris King, GWU  
OL Ricky Howell, CSU

### DEFENSE

DL Brian Johnston, GWU  
DL Jason Horn, LU  
DL Adrain Grady, CCU  
DL Eric Hall, VMI  
LB Jada Ross, CSU  
LB Jamar Leath, CCU  
LB Manny Rojas, LU  
LB J.P. Weaver, GWU  
DB Quinton Teal, CCU  
DB Daniel Cooke, GWU  
DB Patrick Calvary, LU  
DB C.J. Hirschman, CSU

### SPECIAL TEAMS

PK Josh Hoke, CCU  
LS Matt Skeen, GWU  
P Michael Hanna, GWU  
RS Kory Alston, GWU

## 2007

### OFFENSE

QB Brock Smith, LU  
RB Rashad Jennings, LU  
RB Zach Terrell, LU  
WR Jerome Simpson, CCU  
WR Duvaughn Flagler, GWU  
WR Brandon Turner, LU  
TE Chris Luck, LU  
OL Stephen Sene, LU  
OL Demario Deese, GWU  
OL Rick Howell, CSU  
OL Robert Brown, VMI  
OL Eddie Pinigis, LU

### DEFENSE

DL Brian Johnston, GWU  
DL Dennis Justiniani, CSU  
DL Adrain Grady, CCU  
DL Steven Ackley, LU  
LB Mario Brown, GWU  
LB Jada Ross, CSU  
LB Stevie Ray Lloyd, LU  
LB Mike Pavelko, GWU  
DB C.J. Hirschman, CSU  
DB Daniel Cooke, GWU  
DB Ryan Greiser, LU  
DB Okeba Rollinson, CSU

### SPECIAL TEAMS

PK Nick Ellis, CSU  
LS David McCarthy, GWU  
P Michael Hanna, GWU  
RS Wynton Jackson, LU

## 2008

### OFFENSE

QB Brock Smith, LU  
RB Rashad Jennings, LU  
RB Conte Cuttino, SBU  
WR Dee Brown, CSU  
WR Lynn Suggs, SBU  
WR Dobson Collins, GWU  
TE Scott Fambrough, CCU  
OL Demario Deese, GWU  
OL Britt Leggett, CCU  
OL Mike Godsil, LU  
OL Britt Stone, LU  
OL Alex Bragg, CSU

### DEFENSE

DL Colin Dugan, LU  
DL Phillip Oboh, CCU  
DL Adam Soivilien, SBU  
DL Jake Killeen, CSU  
LB Mario Brown, GWU  
LB Nick Hursky, LU  
LB D.J. Rice, CCU  
LB Josh Mitchell, CSU  
DB Marrio Norman, CCU  
DB Cedric McGowan, GWU  
DB Daniel Cooke, GWU  
DB Patrick Calvary, LU

### SPECIAL TEAMS

PK Luke Gaddis, SBU  
LS Dan Pope, LU  
PR Dobson Collins, GWU  
P Michael Hanna, GWU  
KR Tim Maypray, VMI

## 2009

### OFFENSE

QB Tim Maypray, VMI  
QB Zach MacDowall, CCU  
RB Edwin Gowins, SBU  
RB Conte Cuttino, SBU  
WR Gerald Stevenson, CSU  
WR James Perry III, GWU  
WR Tyson Petty, GWU  
TE Josh Miller, GWU  
OL Corey O'Daniel, GWU  
OL Josh Weaver, LU  
OL George Handler, VMI  
OL Bryan Mosier, LU  
OL Ryan Boehm, CCU

### DEFENSE

DL Phillip Oboh, CCU  
DL Jordan Woods, GWU  
DL Trey Jacobs, LU  
DL Quinon Isom, GWU  
LB Jeffery Williams, GWU  
LB Mario Brown, GWU  
LB Tyler Santucci, SBU  
LB Andrew McKain, CSU  
DB Cedric McGowan, GWU  
DB Chris Richards, SBU  
DB Chris Rocco, LU  
DB Tim Torrence, LU

### SPECIAL TEAMS

PK Ryan Gates, GWU  
LS Andrew McKain, CSU  
PR Tim Maypray, VMI  
P Ben Erdman, CCU  
KR Gerald Stevenson, CSU

## 2010

### OFFENSE

QB Mike Brown, LU  
RB Edwin Gowins, SBU  
RB Patrick Hall, GWU  
WR Gerald Stevenson, CSU  
WR James Perry III, GWU  
WR Chris Summers, LU  
TE David Duran, CCU  
OL Corey O'Daniel, GWU  
OL Paul Fenaroli, SBU  
OL Alex Stadler, LU  
OL Jordan Lancaster, CSU  
OL Jamie Dunaway, GWU

### DEFENSE

DL Joel Walton, CSU  
DL Asa Chapman, LU  
DL Josh Wine, VMI  
DL Quinton Davis, CCU  
LB Marty Patterson, GWU  
LB Jeffery Williams, GWU  
LB Doncel Bolt, LU  
LB Emilio Calvini, VMI  
DB Josh Norman, CCU  
DB Cedric McGowan, GWU  
DB Brent Vinson, LU  
DB Kajuan Lee, LU  
DB Chris Kuzdale, CSU

### SPECIAL TEAMS

PK Matt Bevins, LU  
LS Daniel Bonifas, CCU  
PR Gerald Stevenson, CSU  
P Marc Ray, VMI  
KR Tyson Petty, GWU

## 2011

### OFFENSE

QB Mike Brown, LU  
RB Brock Jackolski, SBU  
RB Miguel Maysonet, SBU  
WR Chris Summers, LU  
WR James Perry III, GWU  
WR Matt Brevi, SBU  
TE David Duran, CCU  
OL Jamey Cheatwood, CCU  
OL Jamie Dunaway, GWU  
OL Malcolm Boyd, LU  
OL Levi McFatter, CSU  
OL Max Travis, PC

### DEFENSE

DL Asa Chapman, LU  
DL Preston Pemasa, GWU  
DL Matt Goods, GWU  
DL Ryan Haber, SBU  
LB Andrae Jacobs, CCU  
LB Marty Patterson, GWU  
LB A.J. Gross, VMI  
LB Craig Richardson, SBU  
DB Josh Norman, CCU  
DB Charles James, CSU  
DB Justin Bethel, PC  
DB Byron Allen, VMI

### SPECIAL TEAMS

PK Matt Bevins, LU  
LS Hudson Smith, GWU  
PR B.J. Hayes, LU  
P Mike Larsson, LU  
KR Brock Jackolski, SBU

## 2012

### OFFENSE

QB Kyle Essington, SBU  
RB Miguel Maysonet, SBU  
RB Kenny Little, GWU  
WR Nathan Perera, CSU  
WR Matt Hazel, CCU  
WR Pat Kelly, LU  
TE David Duran, CCU  
OL Jamie Dunaway, GWU  
OL Malcolm Boyd, LU  
OL Jamey Cheatwood, CCU  
OL Steve Demilio, GWU  
OL Michael Bamiro, SBU

### DEFENSE

DL Preston Pemasa, GWU  
DL Matt Goods, GWU  
DL Francis Bah, LU  
DL Chris Thomas, CCU  
LB Andrae Jacobs, CCU  
LB Jawara Dudley, SBU  
LB Nick Sigmom, LU  
LB Donelle Williams, PC  
DB Charles James, CSU  
DB Walt Aikens, LU  
DB Kevin Fogg, LU  
DB Dominick Reyes, SBU

### SPECIAL TEAMS

PK Wesley Skiffington, SBU  
LS Richard Wright, LU  
PR Niccolo Mastromatteo, CCU  
P Patrick Morgano, PC  
KR Kevin Fogg, LU

## 2013

### OFFENSE

QB Josh Woodrum, LU  
RB Teddy Allen, CSU  
RB Lorenzo Taliaferro, CCU  
WR Matt Hazel, CCU  
WR Kenny Cook, GWU  
WR N. Mastromatteo, CCU  
TE Seth Cranfill, GWU  
OL Chad Hamilton, CCU  
OL Jamey Cheatwood, CCU  
OL Hunter Steward, LU  
OL Will Lucas, VMI  
OL Drew Herring, CCU

### DEFENSE

DL Preston Pemasa, GWU  
DL Matt Goods, GWU  
DL Cory Freeman, LU  
DL Francis Bah, LU  
LB Quinn Backus, CCU  
LB Tanner Burch, GWU  
LB Nick Sigmom, LU  
LB Mike McClure, CCU  
DB Walt Aikens, LU  
DB Elijah Lee, CSU  
DB Kevin Fogg, LU  
DB Johnnie Houston, CCU

### SPECIAL TEAMS

PK John Lunsford, LU  
LS Hudson Smith, GWU  
LS Richard Wright, LU  
P Grant Bowden, LU  
KR J.J. Hubbard, LU  
PR N. Mastromatteo, CCU

## 2014

### OFFENSE

QB Alex Ross, CCU  
RB Christian Reyes, CSU  
RB Juanne Blount, GWU  
WR Kenny Cook, GWU  
WR Darrin Peterson, LU  
WR Tobi Antigha, PC  
TE Mike Estes, GWU  
OL Chad Hamilton, CCU  
OL Jonathan Burgess, LU  
OL Greg Ray, LU  
OL Clayton Truitt, CSU  
OL Mitch Hanson, LU

### DEFENSE

DL O.J. Mau, GWU  
DL Chima Uzowihe, LU  
DL Calvin Hollenhorst, CCU  
DL Dylan Black, CSU  
LB Quinn Backus, CCU  
LB Nick Sigmom, LU  
LB Tanner Burch, GWU  
LB Chad Jeter, GWU  
DB Jacob Hagen, LU  
DB Richie Sampson, CCU  
DB Demaris Freeman, CSU  
DB Denzel Rice, CCU

### SPECIAL TEAMS

PK Alex Catron, CCU  
LS Cannon Jordan, PC  
PR Jeremiah McKie, PC  
P Austin Cain, CCU  
KR Devin Brown, CCU

## 2015

### OFFENSE

QB Alex Ross, CCU  
RB De'Angelo Henderson, CCU  
RB D.J. Abnar, LU  
WR Darrin Peterson, LU  
WR Bruce Mapp, CCU  
WR John Israel, CCU  
TE Mike Estes, GWU  
OL Jonathan Burgess, LU  
OL Erik Austell, CSU  
OL Max Sommer, LU  
OL Voghens Larrieux, CCU  
OL Alex Thompson, MU

### DEFENSE

DL O.J. Mau, GWU  
DL Chima Uzowihe, LU  
DL Roderick Holder, CCU  
DL Calvin Hollenhorst, CCU  
LB Donelle Williams, PC  
LB Aaron Brown, CSU  
LB Aaron Cook, GWU  
LB John Siczekowski, MU  
DB Mike Basile, MU  
DB Ed Britt, PC  
DB Ivan Toomer, GWU  
DB Troy McGowens, CSU

### SPECIAL TEAMS

PK John Lunsford, LU  
LS Hunter Winstead, LU  
PR Darius Hammond, CSU  
P Trey Turner, LU  
KR Devin Brown, CCU

## 2016

### OFFENSE

QB Trey White, KSU  
RB Darius Hammond, CSU  
RB Darrell Bridges, PC  
WR Zac Parker, LU  
WR Darren Ambush, MU  
WR Justin Sumpter, KSU  
TE Joseph Purter, PC  
OL Erik Austell, CSU  
OL Malik Letatau, KSU  
OL Jackson Williamson, CSU  
OL Alex Thompson, MU  
OL Caleb Smith, GWU

### DEFENSE

DL Anthony Ellis, CSU  
DL Darnell Leslie, MU  
DL JaRon Greene, LU  
DL Obinna Ntiasagwe, PC  
LB Chad Geter, GWU  
LB Solomon Brown, CSU  
LB Aaron Cook, GWU  
LB Payton Minnich, MU  
DB Mike Basile, MU  
DB Troy McGowens, CSU  
DB Taylor Henkle, KSU  
DB Chris Turner, LU

### SPECIAL TEAMS

PK Matt White, MU  
LS Joseph Smith, CSU  
PR Darius Hammond, CSU  
P Trey Turner, LU  
KR Darius Hammond, CSU



## 2017

### OFFENSE

QB Tyrrell Maxwell, GWU  
RB Carrington Mosley, LU  
RB Darnell Holland, KSU  
WR Reggie White Jr., MU  
WR Justin Sumpter, KSU  
WR Kameron Brown, CSU  
TE Jake Powell, MU  
OL Frank Cirone, CSU  
OL Dontae Duff, LU  
OL Will Millikan, GWU  
OL Zach Mitchler, KSU  
OL Alex Thompson, MU

### DEFENSE

DL Anthony Ellis, CSU  
DL Tonarius Portress, KSU  
DL Desmond Johnson, KSU  
DL Juwan Wells, LU  
LB Solomon Brown, CSU  
LB Zane Cruz, CSU  
LB Anthony Gore Jr., KSU  
LB Izzy Sam, KSU  
DB Mike Basile, MU  
DB Taylor Henkle, KSU  
DB Shadarius Hopkins, CSU  
DB Chris Turner, LU

### SPECIAL TEAMS

PK Alex Probert, LU  
LS Hunter Winstead, LU

P Trey Turner, LU  
KR Frankie Hickson, LU

## 2018

### FIRST-TEAM

#### OFFENSE

QB Chandler Burks, KSU  
RB Pete Guerriero, MU  
RB Darnell Holland, KSU  
WR Reggie White Jr., MU  
WR Justin Sumpter, KSU  
WR Kameron Brown, CSU  
TE Jake Powell, MU  
OL C.J. Collins, KSU  
OL Ryan Wetzel, MU  
OL Joseph Alexander Jr., KSU  
OL Ryan Warrior, KSU  
OL Russ Clayton, MU

#### DEFENSE

DL Solomon Brown, CSU  
DL Desmond Johnson, KSU  
DL Johnny Robinson, CSU  
DL McKenzie Billingssea, KSU  
LB Bryson Armstrong, KSU  
LB Anthony Gore Jr., KSU  
LB J.D. Sosebee, CSU  
LB Jack Ryan, CU  
DB Jace White, KSU  
DB Tymere Berry, MU  
DB Shadarius Hopkins, CSU  
DB Dorian Walker, KSU

### SPECIAL TEAMS

PK Justin Thompson, KSU  
LS Drew McCracken, KSU  
PR Taz Lindsey, CSU

P Kyle Reighard, CSU  
KR Pete Guerriero, MU

### HONORABLE MENTION

#### OFFENSE

QB Kenji Bahar, MU  
RB Shaquil Terry, KSU  
WR Aaron Blockmon, CU  
TE Riley Hilton, PC  
OL Will Millikan, GWU

#### SPECIAL TEAMS

PK Tyler Tekac, CSU  
P Nicholas Jones, KSU  
KR Shaquil Terry, KSU  
PR Jaquan Brooks, CU  
LS Ethan Ray, CSU

#### DEFENSE

DL Josh Ramseur, GWU  
LB Diego Zubieta, MU  
DB Brandon Rowland, CSU

## RUSHING YARDS

		GP	YARDS	
2002	Dre Barnes, Liberty	11	1,304	
2003	Dre Barnes, Liberty	12	1,347	
2004	Patrick Hall, Coastal Carolina	11	1,107	
2005	Andre Copeland, Charleston Southern	11	721	
2006	Sean Mizzer, VMI	11	1,022	
2007	Howard Abegesah, VMI	11	1,121	
2008	Rashad Jennings, Liberty	11	1,500	
2009	Howard Abegesah, VMI	11	964	
2010	Miguel Maysonet, Stony Brook	11	1,128	
2011	Miguel Maysonet, Stony Brook	13	1,633	
2012	<b>MIGUEL MAYSONET, Stony Brook</b>	<b>13</b>	<b>1,964</b>	
2013	Lorenzo Taliaferro, Coastal Carolina	15	1,729	
2014	De'Angelo Henderson, Coastal Carolina	14	1,534	
2015	De'Angelo Henderson, Coastal Carolina	12	1,346	
2016	Tyrell Maxwell, Gardner-Webb	11	965	QB
2017	Chandler Burks, Kennesaw State	14	1,103	QB

## RUSHING YARDS PER GAME

		GP	ATT	YARDS	YPC	AVG/G
2002	Dre Barnes, Liberty	11	221	1,304	5.9	118.5
2003	Dre Barnes, Liberty	12	229	1,347	5.9	112.2
2004	Patrick Hall, Coastal Carolina	11	155	1,107	7.1	100.6
2005	Andre Copeland, Charleston Southern	11	158	721	4.6	65.5
2006	Sean Mizzer, VMI	11	209	1,022	4.9	92.9
2007	Rashad Jennings, Liberty	11	191	1,113	5.8	123.7
2008	Rashad Jennings, Liberty	11	263	1,500	5.7	136.4
2009	Edwin Gowins, Stony Brook	10	145	890	6.1	89.0
2010	Miguel Maysonet, Stony Brook	11	176	1,128	6.4	102.5
2011	Miguel Maysonet, Stony Brook	13	252	1,633	6.5	125.6
2012	<b>MIGUEL MAYSONET, Stony Brook</b>	<b>13</b>	<b>267</b>	<b>1,964</b>	<b>7.4</b>	<b>151.1</b>
2013	Lorenzo Taliaferro, Coastal Carolina	15	276	1,729	6.3	115.3
2014	De'Angelo Henderson, Coastal Carolina	14	234	1,534	6.6	109.6
2015	De'Angelo Henderson, Coastal Carolina	12	222	1,346	6.1	112.2
2016	Khalil Lewis, Gardner-Webb	10	182	955	5.2	95.5
2017	Pete Guerriero, Monmouth	11	178	1,061	6.0	96.5

## RUSHING TOUCHDOWNS

		GP	TD	
2002	Rashaun Palmer, Elon	11	9	
2003	Aundres Perkins, Coastal Carolina	9	14	
	Eugene Goodman, Liberty	11	14	
2004	Patrick Hall, Coastal Carolina	11	13	
2005	Aundres Perkins, Coastal Carolina	11	12	
2006	Zach Terrell, Liberty	11	13	
2007	Rashad Jennings, Liberty	9	15	
2008	Rashad Jennings, Liberty	11	17	
2009	Patrick Hall, Gardner-Webb	10	12	
2010	Miguel Maysonet, Stony Brook	11	12	
2011	Brock Jackolski, Stony Brook	13	16	
2012	Miguel Maysonet, Stony Brook	13	21	
2013	<b>LORENZO TALIAFERRO, Coastal Carolina</b>	<b>15</b>	<b>27</b>	
2014	De'Angelo Henderson, Coastal Carolina	14	20	
2015	De'Angelo Henderson, Coastal Carolina	12	16	
2016	Khalil Lewis, Gardner-Webb	10	14	
2017	Chandler Burks	14	18	QB

## PASS COMPLETIONS

		GP	CMP	ATT
2002	Jeremy Martin, Gardner-Webb	10	193	326
2003	Nick Roberts, Gardner-Webb	12	203	338
2004	Collin Drafts, Charleston Southern	10	212	340
2005	Collin Drafts, Charleston Southern	11	217	356
2006	Collin Drafts, Charleston Southern	11	223	319
2007	Brock Smith, Liberty	11	150	245
2008	Tribble Reese, Charleston Southern	12	189	310
2009	Stan Doolittle, Gardner-Webb	11	215	347
2010	Mike Brown, Liberty	11	223	351
2011	Mike Brown, Liberty	10	196	299
2012	Aramis Hillary, Coastal Carolina	12	226	352
2013	Alex Ross, Coastal Carolina	14	232	358
2014	<b>ALEX ROSS, Coastal Carolina</b>	<b>14</b>	<b>271</b>	<b>422</b>
2015	Josh Woodrum, Liberty	11	242	390
2016	Stephen Calvert, Liberty	11	150	262
2017	Stephen Calvert, Liberty	11	257	438

## PASS COMPLETION PCT (min. 200 attempts)

		GP	ATT	CMP	PCT	TD	INT
2002	Jeremy Martin, Gardner-Webb	10	326	193	59.2	17	4
2003	Nick Roberts, Gardner-Webb	12	338	203	60.1	20	12
2004	Collin Drafts, Charleston Southern	10	340	212	62.4	21	8
2005	Nick Roberts, Gardner-Webb	11	308	195	63.3	16	16
2006	<b>COLLIN DRAFTS, Charleston Southern</b>	<b>11</b>	<b>319</b>	<b>223</b>	<b>69.9</b>	<b>21</b>	<b>14</b>
2007	Brock Smith, Liberty	11	245	150	61.2	19	7
2008	Brock Smith, Liberty	12	278	179	64.4	19	6
2009	Tommy Beecher, Liberty	10	227	154	67.8	9	5
2010	Mike Brown, Liberty	11	351	223	63.5	23	11
2011	Mike Brown, Liberty	10	299	196	65.6	18	10
2012	Josh Woodrum, Liberty	11	267	183	68.5	11	9
2013	Alex Ross, Coastal Carolina	14	358	232	64.8	26	9
2014	Alex Ross, Coastal Carolina	14	422	271	64.2	20	7
2015	Alex Ross, Coastal Carolina	12	346	231	66.8	21	7
2016	Stephen Calvert, Liberty	11	262	150	57.3	15	9
2017	Kenji Bahar, Monmouth	12	205	331	61.9	16	13

## PASSING YARDAGE

		GP	YARDS
2002	Jeremy Martin, Gardner-Webb	10	2,166
2003	Jonathan Wilson, VMI	12	2,260
2004	Collin Drafts, Charleston Southern	10	2,532
2005	Collin Drafts, Charleston Southern	11	2,594
2006	Tyler Thigpen, Coastal Carolina	12	3,296
2007	Brock Smith, Liberty	11	2,226
2008	Brock Smith, Liberty	12	2,620
2009	Stan Doolittle, Gardner-Webb	11	2,268
2010	Mike Brown, Liberty	11	2,956
2011	Mike Brown, Liberty	10	2,664
2012	Aramis Hillary, Coastal Carolina	12	2,665
2013	Alex Ross, Coastal Carolina	14	3,093
2014	<b>ALEX ROSS, Coastal Carolina</b>	<b>14</b>	<b>3,389</b>
2015	Alex Ross, Coastal Carolina	12	3,009
2016	Stephen Calvert, Liberty	11	1,931
2017	Stephen Calvert, Liberty	11	3,363

## PASSING YARDAGE PER GAME

		GP	YARDS	AVG/G
2002	Jeremy Martin, Gardner-Webb	10	2,166	216.6
2003	Jonathan Wilson, VMI	12	2,260	188.3
2004	Collin Drafts, Charleston Southern	10	2,532	253.2
2005	Collin Drafts, Charleston Southern	11	2,594	235.8
2006	Tyler Thigpen, Coastal Carolina	12	3,296	274.7
2007	Brock Smith, Liberty	11	2,226	202.4
2008	Brock Smith, Liberty	12	2,620	218.3
2009	Stan Doolittle, Gardner-Webb	11	2,268	206.2
2010	Mike Brown, Liberty	11	2,956	268.7
2011	Mike Brown, Liberty	10	2,664	266.4
2012	Lucas Beatty, Gardner-Webb	11	2,483	225.7
2013	Alex Ross, Coastal Carolina	14	3,093	220.9
2014	Josh Woodrum, Liberty	12	2,947	245.6
2015	Josh Woodrum, Liberty	11	2,772	252.0
2016	Stephen Calvert, Liberty	11	1,931	175.5
2017	<b>STEPHEN CALVERT, Liberty</b>	<b>11</b>	<b>3,363</b>	<b>305.7</b>

## TOUCHDOWN PASSES

		GP	TD
2002	Jeremy Martin, Gardner-Webb	10	17
2003	Nick Roberts, Gardner-Webb	12	20
2004	Collin Drafts, Charleston Southern	10	21
2005	Collin Drafts, Charleston Southern	11	20
2006	<b>TYLER THIGPEN, Coastal Carolina</b>	<b>12</b>	<b>29</b>
2007	Brock Smith, Liberty	11	19
2008	Tribble Reese, Charleston Southern	12	23
2009	Michael Coulter, Stony Brook	11	15
2010	Mike Brown, Liberty	11	23
2011	Kyle Essington, Stony Brook	13	20
2012	Kyle Essington, Stony Brook	12	23
2013	Alex Ross, Coastal Carolina	14	26
2014	Alex Ross, Coastal Carolina	14	20
2015	Alex Ross, Coastal Carolina	12	21
2016	Stephen Calvert, Liberty	11	15
	Shane Bucenell, Charleston Southern	9	15
2017	<b>STEPHEN CALVERT, Liberty</b>	<b>11</b>	<b>29</b>

## PASSING EFFICIENCY

	GP	EFFIC
2002	Jeremy Martin, Gardner-Webb	10 129.8
2003	Jonathan Wilson, VMI	12 128.9
2004	Collin Drafts, Charleston Southern	10 140.6
2005	Collin Drafts, Charleston Southern	11 135.6
2006	Tyler Thigpen, Coastal Carolina	12 167.4
2007	Brock Smith, Liberty	11 157.4
2008	Brock Smith, Liberty	12 161.8
2009	Tommy Beecher, Liberty	10 139.4
2010	Mike Brown, Liberty	11 149.6
2011	Kyle Essington, Stony Brook	13 162.7
2012	<b>KYLE ESSINGTON, Stony Brook</b>	<b>12 171.0</b>
2013	Alex Ross, Coastal Carolina	14 156.3
2014	Josh Woodrum, Liberty	12 147.6
2015	Alex Ross, Coastal Carolina	12 155.8
2016	Stephen Calvert, Liberty	11 131.2
2017	Stephen Calvert, Liberty	11 142.3

## TOTAL OFFENSIVE YARDS

	GP	PLYS	YARDS
2002	Jeremy Martin, Gardner-Webb	10 440	2,527
2003	Nick Roberts, Gardner-Webb	12 475	2,585
2004	Nick Roberts, Gardner-Webb	11 469	2,773
2005	Collin Drafts, Charleston Southern	11 478	2,772
2006	Tyler Thigpen, Coastal Carolina	12 452	3,952
2007	Brock Smith, Liberty	11 277	2,265
2008	Brock Smith, Liberty	12 316	2,707
2009	Stan Doolittle, Gardner-Webb	11 454	2,577
2010	Mike Brown, Liberty	11 511	3,810
2011	Mike Brown, Liberty	10 429	3,101
2012	Aramis Hillary, Coastal Carolina	12 482	3,232
2013	Alex Ross, Coastal Carolina	14 477	3,633
2014	<b>ALEX ROSS, Coastal Carolina</b>	<b>14 576</b>	<b>4,080</b>
2015	Alex Ross, Coastal Carolina	12 436	3,218
2016	Tyrell Maxwell, Gardner-Webb	11 403	2,622
2017	Stephen Calvert, Liberty	11 473	3,339

## TOTAL OFFENSE PER GAME

	GP	PLY	YARDS	AVG/G
2002	Jeremy Martin, Gardner-Webb	10 440	2,527	252.7
2003	Nick Roberts, Gardner-Webb	12 475	2,585	215.4
2004	Collin Drafts, Charleston Southern	10 429	2,652	265.2
2005	Collin Drafts, Charleston Southern	11 478	2,772	252.0
2006	Tyler Thigpen, Coastal Carolina	12 452	3,952	329.3
2007	Brock Smith, Liberty	11 277	2,265	205.9
2008	Brock Smith, Liberty	12 316	2,707	225.6
2009	Stan Doolittle, Gardner-Webb	11 454	2,577	234.3
2010	<b>MIKE BROWN, Liberty</b>	<b>11 511</b>	<b>3,810</b>	<b>346.4</b>
2011	Mike Brown, Liberty	10 429	3,101	310.1
2012	Aramis Hillary, Coastal Carolina	12 482	3,232	269.3
2013	Alex Ross, Coastal Carolina	14 477	3,633	259.5
2014	Alex Ross, Coastal Carolina	14 576	4,080	291.4
2015	Alex Ross, Coastal Carolina	12 436	3,218	268.2
2016	Tyrell Maxwell, Gardner-Webb	11 403	2,622	238.4
2017	Stephen Calvert, Liberty	11 473	3,339	303.5

## RECEPTIONS

	GP	REC
2002	William Andrews, Jr., Gardner-Webb	10 45
	Aaron Dunklin, Charleston Southern	12 45
2003	Aaron Dunklin, Charleston Southern	12 79
2004	Eddie Gadson, Charleston Southern	10 69
2005	Maurice Price, Charleston Southern	8 72
2006	<b>MAURICE PRICE, Charleston Southern</b>	<b>11 103</b>
2007	Dee Brown, Charleston Southern	11 69
2008	Dobson Collins, Gardner-Webb	11 76
2009	James Perry III, Gardner-Webb	11 61
2010	Chris Summers, Liberty	10 76
2011	Chris Summers, Liberty	11 64
2012	Pat Kelly, Liberty	11 80
2013	Kenny Cook, Gardner-Webb	12 76
2014	Darrin Peterson, Liberty	14 85
2015	Darrin Peterson, Liberty	10 68
2016	Reggie White Jr., Monmouth	11 69
2017	Reggie White Jr., Monmouth	12 74

## RECEIVING YARDS

	GP	REC	YARDS
2002	Aaron Dunklin, Charleston Southern	12 45	723
2003	Aaron Dunklin, Charleston Southern	12 79	1,025
2004	Eddie Gadson, Charleston Southern	10 69	792
2005	Maurice Price, Charleston Southern	8 72	1,043
2006	Jerome Simpson, Coastal Carolina	12 61	1,077
2007	Dee Brown, Charleston Southern	11 69	898
2008	Dominic Bolden, Liberty	12 56	1,056
2009	James Perry III, Gardner-Webb	11 61	749
2010	Chris Summers, Liberty	10 76	1,081
2011	Chris Summers, Liberty	11 64	1,014
2012	<b>KEVIN NORRELL, Stony Brook</b>	<b>13 66</b>	<b>1,388</b>
2013	Kenny Cook, Gardner-Webb	12 76	1,008
2014	Darrin Peterson, Liberty	14 85	1,379
2015	Darrin Peterson, Liberty	10 68	906
2016	Reggie White Jr., Monmouth	11 69	934
2017	Antonio Gandy-Golden, Liberty	10 69	1,066

## TOUCHDOWN RECEPTIONS

	GP	TD
2002	William Andrews, Jr., Gardner-Webb	10 8
2003	William Andrews, Jr., Gardner-Webb	12 13
2004	Eddie Gadson, Charleston Southern	10 9
2005	Duvuaghni Flagler, Gardner-Webb	11 13
2006	<b>JEROME SIMPSON, Coastal Carolina</b>	<b>12 16</b>
2007	Jerome Simpson, Coastal Carolina	11 11
2008	Dobson Collins, Gardner-Webb	11 10
2009	Jordan Gush, Stony Brook	10 6
2010	Chris Summers, Liberty	10 15
2011	Chris Summers, Liberty	11 7
	Matt Brevi, Stony Brook	13 7
2012	Kevin Norrell, Stony Brook	13 15
2013	Kenny Cook, Gardner-Webb	12 9
	Matt Hazel, Coastal Carolina	14 9
2014	Darrin Peterson, Liberty	14 12
2015	Darrin Peterson, Liberty	10 7
	Bruce Mapp, Coastal Carolina	12 7
2016	Dante' Shells, Liberty	11 8
	Justin Sumpter, Kennesaw State	8 8
2017	Antonio Gandy-Golden, Liberty	10 10
	B.J. Farrow, Liberty	10 10

## ALL-PURPOSE YARDS

	GP	RUSH	RCV	PR	KR	YDS
2002	Dre Barnes, Liberty	11 1,304	169	0	66	1,539
2003	Sean Mizzer, VMI	12 1,244	248	0	17	1,509
2004	Sean Mizzer, VMI	11 729	169	77	505	1,480
2005	Duvuaghni Flagler, Gardner-Webb	11 26	826	0	507	1,359
2006	Sean Mizzer, VMI	11 1,022	121	12	147	1,302
2007	Tim Maypray, VMI	11 391	615	80	889	1,975
2008	Gerald Stevenson, Charleston Southern	12 298	551	60	921	1,830
2009	Tim Maypray, VMI	11 519	152	207	972	1,850
2010	Brock Jackolski, Stony Brook	11 1,029	149	0	788	1,966
2011	<b>BROCK JACKOLSKI, Stony Brook</b>	<b>13 1,418</b>	<b>114</b>	<b>55</b>	<b>854</b>	<b>2,441</b>
2012	Miguel Maysonet, Stony Brook	13 1,964	43	0	309	2,316
2013	Lorenzo Taliaferro, Coastal Carolina	15 1,729	153	0	0	1,882
2014	De'Angelo Henderson, Coastal Carolina	14 1,534	289	0	0	1,823
2015	Darius Hammond, Charleston Southern	13 856	90	217	702	1,865
2016	Chaston Bennett, Kennesaw State	11 672	315	31	386	1,404
2017	Pete Guerriero, Monmouth	11 1,061	119	0	228	1,408

## INTERCEPTIONS

	GP	INT
2002	Lamar Ingram, Gardner-Webb	9 5
2003	Musa Sarki, VMI	12 5
2004	Quinton Teal, Coastal Carolina	11 6
2005	Quinton Teal, Coastal Carolina	11 5
2006	Dewitt Myers, Coastal Carolina	10 4
	Jon Carmon, Charleston Southern	11 4
	Quinton Teal, Coastal Carolina	12 4
2007	Marrio Norman, Coastal Carolina	8 5
2008	Philip Ashley, Charleston Southern	12 6
2009	<b>JOSH NORMAN, Coastal Carolina</b>	<b>11 8</b>
2010	Charles James, Charleston Southern	9 6
	Dominique Davenport, Coastal Carolina	12 6
2011	Donald Porter, Stony Brook	13 6
2012	Davonte Anderson, Stony Brook	13 6
2013	Jacob Hagen, Liberty	12 6
2014	<b>JACOB HAGEN, Liberty</b>	<b>14 8</b>
2015	Ed Britt, Presbyterian	11 4
	Taylor Henkle, Kennesaw State	11 4
	Chris Turner, Liberty	11 4
2016	Dante Blackmon, Kennesaw State	11 6
2017	Rock Ya-Sin, Presbyterian	11 5
	Teddie Martinez, Monmouth	12 5



## TOTAL TACKLES

		GP	TT
2002	Mario Williams, Gardner-Webb	10	120
2003	<b>DERIK SCREEN, VMI</b>	<b>12</b>	<b>144</b>
2004	Robert Mason, VMI	11	120
2005	Justin Huggard, VMI	11	136
2006	Jada Ross, Charleston Southern	11	127
2007	Jada Ross, Charleston Southern	11	131
2008	Jeffery Williams, Gardner-Webb	11	119
2009	Marty Patterson, Gardner-Webb	11	110
2010	A.J. Gross, VMI	11	110
2011	Marty Patterson, Gardner-Webb	9	102
2012	Quinn Backus, Coastal Carolina	13	139
2013	<b>QUINN BACKUS, Coastal Carolina</b>	<b>15</b>	<b>144</b>
2014	Quinn Backus, Coastal Carolina	13	127
2015	Mike Basile, Monmouth	11	119
2016	Chad Geter, Gardner-Webb	11	118
2017	Mike Basile, Monmouth	12	126

## TACKLES PER GAME

		GP	TT	AVG
2002	Mario Williams, Gardner-Webb	10	120	12.00
2003	Derik Screen, VMI	12	144	12.00
2004	Robert Mason, VMI	11	120	10.91
2005	Justin Huggard, VMI	11	136	12.36
2006	Jada Ross, Charleston Southern	11	127	11.55
2007	Jada Ross, Charleston Southern	11	131	11.91
2008	Jeffery Williams, Gardner-Webb	11	119	10.82
2009	Marty Patterson, Gardner-Webb	11	110	10.00
2010	A.J. Gross, VMI	11	110	10.00
2011	Marty Patterson, Gardner-Webb	9	102	11.33
2012	<b>TANNER BURCH, Gardner-Webb</b>	<b>9</b>	<b>113</b>	<b>12.56</b>
2013	Quinn Backus, Coastal Carolina	15	144	9.60
2014	Quinn Backus, Coastal Carolina	13	127	9.77
2015	Mike Basile, Monmouth	11	119	10.82
2016	Chad Geter, Gardner-Webb	11	118	10.73
2017	Mike Basile, Monmouth	12	126	10.50

## QUARTERBACK SACKS

		GP	SK	
2002	Aaron DeBerry, Liberty	11	8.0	
2003	Vicheal Foxx, VMI	12	7.0	
2004	Kelvin McIver, Coastal Carolina	11	7.0	
	Harold Wells, Gardner-Webb	11	7.0	
2005	Eric Hall, VMI	11	5.0	
	Brian Johnston, Gardner-Webb	11	5.0	
2006	Brian Johnston, Gardner-Webb	11	7.5	
2007	Vince Redd, Liberty	11	6.5	
2008	Adam McKinney, Presbyterian	12	7.5	
2009	Phillip Oboh, Coastal Carolina	11	6.5	
2010	Preston Pemasa, Gardner-Webb	11	7.0	FR
2011	Shawn Chapman, VMI	11	5.0	
2012	Maurice Dickson, Gardner-Webb	10	5.5	
2013	Shaquille Riddick, Gardner-Webb	11	8.5	
2014	Toby Onyechi, Liberty	14	9.5	
2015	Chima Uzowihe, Liberty	11	8.0	
2016	Anthony Ellis, Charleston Southern	10	7.0	
2017	<b>BRYSON ARMSTRONG, Kennesaw State</b>	<b>14</b>	<b>11.0</b>	<b>R-FR</b>

## TACKLES FOR LOSS

		GP	TFL	YDS
2002	Mike Warren, Elon	11	13.0	43
2003	Vicheal Foxx, VMI	12	17.0	62
2004	Harold Wells, Gardner-Webb	11	22.5	74
2005	Jason Horn, Liberty	11	13.0	47
2006	Dennis Justiniani, Charleston Southern	11	15.0	44
2007	<b>BRIAN JOHNSTON, Gardner-Webb</b>	<b>11</b>	<b>24.0</b>	<b>115</b>
2008	Antwan Thomas, Presbyterian	12	18.5	78
2009	Tyler Santucci, Stony Brook	11	14.0	57
	Marty Patterson, Gardner-Webb	11	14.0	51
2010	Preston Pemasa, Gardner-Webb	11	14.5	65
2011	Preston Pemasa, Gardner-Webb	10	13.5	61
2012	Nick Sigmon, Liberty	10	11.0	26
	Charlie Jones, VMI	11	11.0	36
2013	Shaquille Riddick, Gardner-Webb	11	19.0	109
2014	Chima Uzowihe, Liberty	14	14.0	83
2015	Anthony Ellis, Charleston Southern	13	17.5	84
2016	Anthony Ellis, Charleston Southern	10	16.0	50
2017	Anthony Ellis, Charleston Southern	11	16.0	95

## PUNT RETURN AVERAGE (min. 1.2 returns/pg)

		GP	PR	YDS	TD	AVG
2002	Mike Washington, Charleston Southern	12	20	208	0	10.4
2003	Adrian Hall, Liberty	10	18	169	0	9.4
2004	Allen Davis, Gardner-Webb	11	14	141	0	10.1
2005	Kory Alston, Gardner-Webb	10	15	247	2	16.5
2006	C.J. Hirschman, Charleston Southern	11	19	258	1	13.6
2007	Wynton Jackson, Liberty	10	17	227	2	13.4
2008	<b>DOMINIC BOLDEN, Liberty</b>	<b>12</b>	<b>17</b>	<b>308</b>	<b>2</b>	<b>18.1</b>
2009	Tim Maypray, VMI	11	16	207	1	12.9
2010	Michael Rainey-Wiles, VMI	9	18	221	1	12.3
2011	Charles James, Charleston Southern	11	19	185	1	9.7
2012	Niccolo Mastromatteo, Coastal Carolina	11	14	159	1	11.4
2013	Niccolo Mastromatteo, Coastal Carolina	12	17	95	0	5.6
2014	Darius Hammond, Charleston Southern	12	16	221	1	13.8
2015	Chris Jones, Coastal Carolina	11	22	254	0	11.5
2016	Darius Hammond, Charleston Southern	10	21	225	0	10.7
2017	Taz Lindsey, Charleston Southern	10	16	160	1	10.0

## KICKOFF RETURN AVERAGE (min. 1.2 returns/pg)

		GP	KR	YDS	TD	AVG
2002	Mike Washington, Charleston Southern	12	33	831	1	25.2
2003	Darnell Williams, Coastal Carolina	11	21	519	0	24.7
2004	Ralphel Goodson, Gardner-Webb	11	23	518	0	22.5
2005	Du Vaughn Flagler, Gardner-Webb	11	20	507	0	25.4
2006	Du Vaughn Flagler, Gardner-Webb	11	19	412	0	21.7
2007	Dominic Bolden, Liberty	11	21	671	1	32.0
2008	Gerald Stevenson, Charleston Southern	12	37	921	0	24.9
2009	David Montgomery, Gardner-Webb	11	23	522	1	22.7
2010	Gerald Stevenson, Charleston Southern	10	22	613	3	27.9
2011	Kevin Fogg, Liberty	11	23	771	3	33.5
2012	Tre Henderson, Coastal Carolina	13	22	597	0	27.1
2013	Jeremiah McKie, Presbyterian	11	20	490	1	24.5
2014	Devin Brown, Coastal Carolina	14	29	808	2	27.9
2015	Devin Brown, Coastal Carolina	12	19	543	2	28.6
2016	<b>DARIUS HAMMOND, Charleston Southern</b>	<b>10</b>	<b>15</b>	<b>506</b>	<b>0</b>	<b>33.7</b>
2017	Lonnie Moore, Monmouth	12	30	657	0	21.9

## OVERALL SCORING

		GP	TD	XPT	FG	PTS
2002	Andrew Harmon, Gardner-Webb	10	0	25	11	58
2003	Matt Sharpe, VMI	12	0	40	17	91
2004	Josh Hoke, Coastal Carolina	11	0	53	10	83
2005	Du Vaughn Flagler, Gardner-Webb	11	13	2	0	80
	Josh Hoke, Coastal Carolina	11	0	38	14	80
2006	Jerome Simpson, Coastal Carolina	12	16	0	0	96
2007	Rashad Jennings, Liberty	9	17	2	0	104
2008	Rashad Jennings, Liberty	11	19	0	0	114
2009	Matt Bevins, Liberty	11	0	41	22	107
2010	Matt Bevins, Liberty	11	0	45	20	105
2011	Brock Jackolski, Stony Brook	13	20	0	0	120
2012	Miguel Maysonet, Stony Brook	13	23	0	0	138
2013	<b>LORENZO TALIAFERRO, Coastal Carolina</b>	<b>15</b>	<b>29</b>	<b>0</b>	<b>0</b>	<b>174</b>
2014	De'Angelo Henderson, Coastal Carolina	14	21	0	0	126
2015	De'Angelo Henderson, Coastal Carolina	12	19	0	0	114
2016	Khalil Lewis, Gardner-Webb	10	14	0	0	84
	Chaston Bennett, Kennesaw State	11	14	0	0	84
2017	Chandler Burks, Kennesaw State	14	18	0	0	108

## KICK SCORING

		GP	PAT	FG	PTS
2002	Andrew Harmon, Gardner-Webb	10	25-28	11-17	58
2003	Matt Sharpe, VMI	12	40-42	17-24	91
2004	Josh Hoke, Coastal Carolina	11	53-54	10-14	83
2005	Josh Hoke, Coastal Carolina	11	38-38	14-22	80
2006	Josh Hoke, Coastal Carolina	12	49-50	10-17	79
2007	Noah Greenbaum, Liberty	11	56-59	15-19	101
2008	Ryan Gates, Gardner-Webb	11	27-39	16-22	75
2009	<b>MATT BEVINS, Liberty</b>	<b>11</b>	<b>41-42</b>	<b>22-26</b>	<b>107</b>
2010	Matt Bevins, Liberty	11	45-46	20-27	105
2011	Wesley Skiffington, Stony Brook	13	60-62	11-15	93
2012	Wesley Skiffington, Stony Brook	12	51-52	12-16	87
2013	Alex Catron, Coastal Carolina	15	60-63	10-13	90
2014	John Lunsford, Liberty	12	43-44	19-24	100
2015	Ryan Granger, Coastal Carolina	12	38-38	16-20	86
2016	Alex Probert, Liberty	11	33-35	15-19	78
2017	Justin Thompson, Kennesaw State	14	52-52	17-21	103

# ALL-TIME STATISTICAL LEADERS - INDIVIDUAL



## TOUCHDOWNS SCORED

		GP	TD	RUSH	PASS	RET
2002	Rashaun Palmer, Elon	11	9	9	0	0
2003	Aundres Perkins, Coastal Carolina	9	14	14	0	0
	Eugene Goodman, Liberty	11	14	14	0	0
2004	Patrick Hall, Coastal Carolina	11	13	13	0	0
2005	Du Vaughn Flagler, Gardner-Webb	11	13	0	13	0
2006	Jerome Simpson, Coastal Carolina	12	16	0	16	0
2007	Rashad Jennings, Liberty	9	17	15	2	0
2008	Rashad Jennings, Liberty	11	19	17	2	0
2009	Patrick Hall, Gardner-Webb	11	12	12	0	0
2010	Chris Summers, Liberty	11	15	0	15	0
2011	Brock Jackolski, Stony Brook	13	20	16	3	1
2012	Miguel Maysonet, Stony Brook	13	23	21	1	1
2013	<b>LORENZO TALIAFERRO, Coastal Carolina</b>	<b>15</b>	<b>29</b>	<b>27</b>	<b>2</b>	<b>0</b>
2014	De'Angelo Henderson, Coastal Carolina	14	21	20	1	0
2015	De'Angelo Henderson, Coastal Carolina	12	19	16	3	0
2016	Khalil Lewis, Gardner-Webb	10	14	14	0	0
	Chaston Bennett, Kennesaw State	11	14	9	5	0
2017	Chandler Burks, Kennesaw State	14	18	0	0	0

## FIELD GOALS MADE

		GP	FG
2002	Andrew Harmon, Gardner-Webb	10	11
2003	Matt Sharpe, VMI	12	17
2004	Josh Hoke, Coastal Carolina	11	10
2005	Josh Hoke, Coastal Carolina	11	14
2006	Josh Hoke, Coastal Carolina	12	10
	Barrett Way, VMI	11	10
2007	Noah Greenbaum, Liberty	11	15
2008	Ryan Gates, Gardner-Webb	11	16
2009	<b>MATT BEVINS, Liberty</b>	<b>11</b>	<b>22</b>
2010	Matt Bevins, Liberty	11	20
2011	Trever Austin, Gardner-Webb	11	12
2012	Wesley Skiffington, Stony Brook	12	12
2013	Jordan Day, Gardner-Webb	12	14
2014	John Lunsford, Liberty	12	19
2015	Ryan Granger, Coastal Carolina	12	16
2016	Alex Probert, Liberty	11	15
2017	Justin Thompson, Kennesaw State	14	17

## PUNTING AVERAGE (min. 3.6 punts per game)

		GP	NO	YARDS	AVG
2002	Adam Resnick, Charleston Southern	11	45	1,734	38.5
2003	<b>GRAHAM WHITLOCK, Gardner-Webb</b>	<b>12</b>	<b>57</b>	<b>2,593</b>	<b>45.5</b>
2004	Graham Whitlock, Gardner-Webb	11	60	2,503	41.7
2005	Noah Crouch, Liberty	11	56	2,215	39.6
2006	Michael Hanna, Gardner-Webb	11	46	2,000	43.5
2007	Michael Hanna, Gardner-Webb	11	38	1,544	40.6
2008	Ben Erdman, Coastal Carolina	12	48	1,822	38.0
2009	Marc Ray, VMI	10	41	1,595	38.9
2010	Patrick Morgano, Presbyterian	11	68	2,683	39.5
2011	Patrick Morgano, Presbyterian	11	66	2,683	40.7
2012	Bo Lindsey, Gardner-Webb	11	58	2,482	42.8
2013	Jordan Day, Gardner-Webb	12	63	2,466	39.1
2014	Trey Turner, Liberty	14	56	2,322	41.5
2015	Trey Turner, Liberty	11	45	1,815	40.3
2016	Andrew Komornik, Gardner-Webb	11	60	2,464	41.1
2017	Kyle Reighard, Charleston Southern	11	64	2,651	41.4

## SCORING OFFENSE

	GP	TD	XP	2XP	DXP	FG	SAF	PTS	AVG
2002 Gardner-Webb	10	35	26	3	0	12	0	278	27.8
2003 VMI	12	44	40	1	1	17	0	359	29.9
2004 Coastal Carolina	11	55	53	0	0	10	0	413	37.5
2005 Gardner-Webb	11	51	48	1	0	10	0	386	35.1
2006 Coastal Carolina	12	54	49	2	1	10	1	411	34.2
<b>2007 LIBERTY</b>	<b>11</b>	<b>61</b>	<b>56</b>	<b>1</b>	<b>0</b>	<b>15</b>	<b>0</b>	<b>469</b>	<b>42.6</b>
2008 VMI	11	51	48	0	2	6	1	378	34.4
2009 Liberty	11	48	46	0	0	22	0	400	36.4
2010 Liberty	11	49	47	0	0	20	0	401	36.5
2011 Stony Brook	13	66	63	0	0	11	1	494	38.0
2012 Stony Brook	13	61	58	0	0	12	0	460	35.4
2013 Coastal Carolina	15	84	63	6	0	12	0	615	41.0
2014 Coastal Carolina	14	67	58	4	0	18	0	522	37.3
2015 Coastal Carolina	12	52	38	8	0	17	2	421	35.1
2016 Kennesaw State	11	60	54	1	0	4	0	428	38.9
2017 Monmouth	12	55	48	1	0	4	1	394	32.8

## SCORING DEFENSE

	GP	TD	XP	2XP	DXP	FG	SAF	PTS	AVG
2002 Gardner-Webb	10	28	23	0	0	3	2	204	20.4
2003 Gardner-Webb	12	29	27	0	0	17	1	254	21.2
2004 Coastal Carolina	11	24	19	1	0	3	1	176	16.0
2005 Coastal Carolina	11	28	23	1	0	9	0	220	20.0
2006 Liberty	11	22	19	0	0	7	0	172	15.6
2007 Liberty	11	33	27	1	0	6	0	245	22.3
2008 Liberty	12	29	25	1	0	7	1	224	18.7
2009 Liberty	11	25	23	1	0	11	1	210	19.1
2010 Liberty	11	29	28	0	0	6	1	222	20.2
2011 Liberty	11	30	26	0	0	12	0	242	22.0
<b>2012 STONY BROOK</b>	<b>13</b>	<b>25</b>	<b>25</b>	<b>0</b>	<b>0</b>	<b>9</b>	<b>0</b>	<b>202</b>	<b>15.5</b>
2013 Liberty	12	28	23	1	0	6	0	211	17.6
2014 Coastal Carolina	14	35	27	2	0	11	0	274	19.6
2015 Coastal Carolina	12	32	26	1	0	7	0	241	20.1
2016 Kennesaw State	11	29	25	2	0	12	0	239	21.7
<b>2017 KENNESAW STATE</b>	<b>14</b>	<b>28</b>	<b>26</b>	<b>1</b>	<b>0</b>	<b>7</b>	<b>0</b>	<b>217</b>	<b>15.5</b>

## RUSHING OFFENSE

	GP	ATT	YARDS	YPC	TD	AVG/G
2002 Elon	11	594	2,454	4.1	25	223.1
2003 Liberty	12	542	2,614	4.8	26	217.8
2004 Coastal Carolina	11	522	3,058	5.9	40	278.0
2005 Coastal Carolina	11	494	2,228	4.5	28	202.5
2006 VMI	11	511	2,273	4.4	16	206.6
2007 VMI	11	647	3,115	4.8	23	283.2
<b>2008 VMI</b>	<b>11</b>	<b>614</b>	<b>3,932</b>	<b>6.4</b>	<b>37</b>	<b>357.5</b>
2009 VMI	11	578	3,044	5.3	23	276.7
2010 Stony Brook	11	429	2,398	5.6	26	218.0
2011 Stony Brook	13	590	3,475	5.9	41	267.3
2012 Stony Brook	13	589	3,582	6.1	37	275.5
2013 Coastal Carolina	15	657	3,782	5.8	50	252.1
2014 Charleston Southern	12	548	2,726	5.0	27	227.2
2015 Kennesaw State	11	604	3,223	5.3	27	293.0
2016 Kennesaw State	11	597	3,527	5.9	41	320.6
2017 Kennesaw State	14	816	4,623	5.7	41	330.2

## RUSHING DEFENSE

	GP	ATT	YARDS	YPC	TD	AVG/G
2002 Elon	11	417	1,725	4.1	20	156.8
2003 Gardner-Webb	12	457	1,714	3.8	14	142.8
2004 Coastal Carolina	11	399	1,541	3.9	9	140.1
2005 Coastal Carolina	11	447	1,598	3.6	19	145.3
2006 Charleston Southern	11	393	1,197	3.0	12	108.8
2007 Liberty	11	439	1,413	3.2	15	128.5
2008 Gardner-Webb	11	362	1,301	3.6	14	118.3
2009 Gardner-Webb	11	401	1,402	3.5	12	127.5
2010 Liberty	11	363	1,273	3.5	11	115.7
<b>2011 STONY BROOK</b>	<b>13</b>	<b>386</b>	<b>1,313</b>	<b>3.4</b>	<b>15</b>	<b>101.0</b>
2012 Liberty	11	353	1,387	3.9	19	126.1
2013 Gardner-Webb	12	427	1,470	3.4	15	122.5
2014 Charleston Southern	12	395	1,687	4.3	14	140.6
2015 Liberty	11	408	1,614	4.0	22	146.7
2016 Kennesaw State	11	389	1,433	3.7	12	130.3
2017 Kennesaw State	14	425	1,429	3.4	10	102.1

## RUSHING TOUCHDOWNS

	GP	TD
2002 Elon	11	25
2003 Coastal Carolina	11	34
2004 Coastal Carolina	11	40
2005 Coastal Carolina	11	28
2006 Liberty	11	23
Coastal Carolina	11	23
2007 Liberty	11	32
2008 VMI	11	37
2009 Liberty	11	31
2010 Stony Brook	11	26
2011 Stony Brook	13	41
2012 Stony Brook	13	37
<b>2013 COASTAL CAROLINA</b>	<b>15</b>	<b>50</b>
2014 Coastal Carolina	14	41
2015 Charleston Southern	13	30
2016 Kennesaw State	11	41
2017 Kennesaw State	14	41

## PASSING OFFENSE

	GP	ATT	CMP	PCT	YARDS	TD	INT	AVG/G
2002 Gardner-Webb	10	337	201	59.6	2,220	17	4	222.0
2003 VMI	12	308	179	58.1	2,509	15	8	209.1
2004 Charleston Southern	10	363	220	60.6	2,599	22	10	259.9
2005 Gardner-Webb	11	420	257	61.2	2,914	24	20	264.9
2006 Coastal Carolina	12	353	223	63.2	3,429	30	11	285.8
2007 Charleston Southern	11	418	236	56.5	2,706	21	24	246.0
2008 Presbyterian	12	494	297	60.1	3,191	17	18	265.9
2009 Presbyterian	11	411	228	55.5	2,596	16	26	236.0
2010 Liberty	11	389	249	64.0	3,178	26	12	288.9
2011 Liberty	11	347	224	64.6	2,973	21	11	270.3
2012 Coastal Carolina	13	401	253	63.1	3,101	26	9	238.5
2013 VMI	12	412	238	57.8	2,866	20	12	238.8
2014 Monmouth	11	386	233	60.4	2,762	24	9	251.1
2015 Coastal Carolina	12	368	243	66.0	3,183	22	7	265.2
2016 Monmouth	11	349	206	59.0	2,303	11	9	209.4
<b>2017 LIBERTY</b>	<b>11</b>	<b>450</b>	<b>261</b>	<b>58.0</b>	<b>3,409</b>	<b>29</b>	<b>7</b>	<b>309.9</b>

## PASSING DEFENSE

PASSING DEFENSE		GP	ATT	CMP	PCT	YARDS	TD	INT	AVG/G
2002	Gardner-Webb	10	211	110	52.1	1,488	9	16	148.8
2003	Charleston Southern	12	293	157	53.6	2,120	24	8	176.7
2004	CHARLESTON SOUTHERN 10	240	142	59.2	1,318	12	8	131.8	
2005	VMI	11	283	174	61.5	1,942	13	11	176.5
2006	Coastal Carolina	12	277	146	52.7	1,836	11	19	153.0
2007	Coastal Carolina	11	218	118	54.1	1,555	11	18	141.4
2008	Coastal Carolina	12	336	188	56.0	2,247	18	11	187.2
2009	Charleston Southern	11	283	160	56.5	1,753	11	12	159.4
2010	Gardner-Webb	11	258	131	50.8	1,635	11	12	148.6
2011	Coastal Carolina	11	315	182	57.8	2,070	16	6	188.2
2012	Charleston Southern	11	251	132	52.6	1,601	14	6	145.5
2013	Gardner-Webb	12	341	185	54.3	2,091	17	14	174.2
2014	Charleston Southern	12	294	168	57.1	2,221	18	15	185.1
2015	Charleston Southern	13	306	178	58.2	1,884	8	8	144.9
2016	Monmouth	11	243	147	60.5	1,738	15	6	158.0
2017	Presbyterian	11	247	129	52.2	1,805	17	7	164.1

## PASSING EFFICIENCY

	GP	ATT	CMP	PCT	YARDS	TD	INT	EFFIC
2002 Gardner-Webb	10	337	201	59.6	2,220	17	4	129.3
2003 VMI	12	308	179	58.1	2,509	15	8	137.4
2004 Charleston Southern	10	363	220	60.6	2,599	22	10	135.2
2005 Charleston Southern	11	363	221	60.9	2,666	20	10	135.2
2006 Coastal Carolina	12	353	223	63.2	3,429	30	11	166.6
2007 Liberty	11	263	163	62.0	2,351	21	7	158.1
2008 VMI	11	86	36	41.9	853	12	5	159.6
2009 Liberty	11	310	211	68.1	2,228	13	5	139.0
2010 Liberty	11	389	249	64.0	3,178	26	12	148.5
2011 Liberty	11	347	224	64.6	2,973	21	11	150.2
<b>2012 STONY BROOK</b>	<b>13</b>	<b>216</b>	<b>126</b>	<b>58.3</b>	<b>2,096</b>	<b>23</b>	<b>8</b>	<b>167.6</b>
2013 Liberty	12	327	215	65.7	2,841	21	7	155.6
2014 Liberty	14	407	252	61.9	3,473	24	14	146.2
2015 Coastal Carolina	12	368	243	66.0	3,183	22	7	154.6
2016 Kennesaw State	11	185	99	53.5	1,748	17	6	156.7
2017 Liberty	11	450	261	58.0	3,409	29	7	139.8



# ALL-TIME STATISTICAL LEADERS - TEAM



PASS DEFENSE EFFICIENCY		GP	ATT	CMP	PCT	YARDS	TD	INT	EFFIC
2002	Gardner-Webb	10	211	110	52.1	1,488	9	16	110.3
2003	VMI	12	351	176	50.1	2,234	13	17	106.1
2004	COASTAL CAROLINA	11	359	159	44.3	1,909	14	27	86.8
2005	Coastal Carolina	11	333	195	58.6	2,114	8	17	109.6
2006	Coastal Carolina	12	277	146	52.7	1,836	11	19	107.8
2007	Coastal Carolina	11	218	118	54.1	1,555	11	18	114.2
2008	Liberty	12	387	226	58.4	2,505	11	12	115.9
2009	Charleston Southern	11	283	160	56.5	1,753	11	12	112.9
2010	Gardner-Webb	11	258	131	50.8	1,635	11	12	108.8
2011	Liberty	11	338	192	56.8	2,188	16	12	119.7
2012	Stony Brook	13	333	188	56.5	2,167	9	9	114.6
2013	Gardner-Webb	12	341	185	54.3	2,091	17	14	114.0
2014	Coastal Carolina	14	444	234	52.7	2,959	16	13	114.7
2015	Charleston Southern	13	306	178	58.2	1,884	8	8	113.3
2016	Charleston Southern	11	300	169	56.3	1,747	15	11	114.4
2017	Kennesaw State	14	422	251	59.5	2,791	17	24	117.0

TOTAL OFFENSE		GP	RUSH	PASS	PLY	YARDS	YPP	TD	YDS/G
2002	Gardner-Webb	10	1,929	2,220	738	4,149	5.6	33	414.9
2003	VMI	12	2,172	2,509	791	4,681	5.9	41	390.1
2004	Coastal Carolina	11	3,058	1,325	724	4,383	6.1	51	398.5
2005	Gardner-Webb	11	1,937	2,914	870	4,851	5.6	48	441.0
2006	Coastal Carolina	12	2,188	3,429	787	5,617	7.1	53	468.1
2007	Liberty	11	2,375	2,351	694	4,726	6.8	53	429.6
2008	Liberty	12	2,562	2,798	786	5,360	6.8	48	446.7
2009	Liberty	11	1,937	2,228	695	4,165	6.0	44	378.6
2010	Liberty	11	1,881	3,178	787	5,059	6.4	47	459.9
2011	Stony Brook	13	3,475	2,266	860	5,741	6.7	61	441.6
2012	Coastal Carolina	13	2,590	3,101	928	5,691	6.1	54	437.8
2013	Coastal Carolina	15	3,782	3,380	1,054	7,162	6.8	80	477.5
2014	Coastal Carolina	14	3,017	3,470	1,014	6,487	6.4	61	463.4
2015	Coastal Carolina	12	2,276	3,183	814	5,459	6.7	50	454.9
2016	KENNESAW STATE	11	3,527	1,748	782	5,275	6.7	58	479.5
2017	Liberty	11	1,532	3,409	836	4,941	5.9	44	449.2

TOTAL DEFENSE		GP	RUSH	PASS	PLY	YARDS	YPP	TD	YDS/G
2002	Gardner-Webb	10	1,936	1,488	629	3,424	5.4	27	342.4
2003	Gardner-Webb	12	1,714	2,131	802	3,845	4.8	23	320.4
2004	Coastal Carolina	11	1,541	1,909	758	3,450	4.6	23	313.6
2005	Coastal Carolina	11	1,598	2,114	780	3,712	4.8	27	337.5
2006	Liberty	11	1,433	1,940	665	3,373	5.1	21	306.6
2007	Gardner-Webb	11	1,849	1,946	796	3,795	4.8	31	345.0
2008	Liberty	12	1,511	2,505	799	4,016	5.0	28	334.7
2009	Liberty	11	1,666	1,888	673	3,554	5.3	24	323.1
2010	Gardner-Webb	11	1,753	1,635	694	3,388	4.9	30	308.0
2011	Stony Brook	13	1,313	3,056	807	4,369	5.4	39	336.1
2012	Stony Brook	13	1,715	2,167	802	3,882	4.8	22	298.6
2013	Gardner-Webb	12	1,470	2,091	768	3,561	4.6	32	296.8
2014	Charleston Southern	12	1,687	2,221	689	3,908	5.7	32	325.7
2015	CHARLESTON SOUTHERN	13	1,912	1,884	783	3,796	4.8	31	292.0
2016	Charleston Southern	11	1,488	1,747	713	3,235	4.5	30	294.1
2017	Kennesaw State	14	1,429	2,791	847	4,220	5.0	27	301.4

TOTAL TOUCHDOWNS		GP	RUSH	PASS	RET	TD
2002	Gardner-Webb	10	16	17	2	35
2003	Gardner-Webb	12	20	22	0	42
2004	Coastal Carolina	11	40	11	4	55
2005	Gardner-Webb	11	24	24	3	51
2006	Coastal Carolina	12	23	30	1	54
2007	Liberty	11	32	21	8	61
2008	VMI	11	37	12	2	51
	Liberty	12	29	19	3	51
2009	Liberty	11	31	13	4	48
2010	Coastal Carolina	12	22	23	6	51
2011	Stony Brook	13	41	20	5	66
2012	Stony Brook	13	37	23	1	61
<b>2013</b>	<b>COASTAL CAROLINA</b>	<b>15</b>	<b>50</b>	<b>30</b>	<b>4</b>	<b>84</b>
2014	Coastal Carolina	14	41	20	6	67
2015	Coastal Carolina	12	28	22	2	52
2016	Kennesaw State	11	41	17	2	60
2017	Monmouth	12	34	16	5	55

TURNOVER MARGIN		GP	FR	INT	TOT	FL	INT	TOT	MAR
2002	Gardner-Webb	10	11	16	27	9	4	13	+14
2003	Coastal Carolina	11	17	17	34	12	10	22	+12
2004	Coastal Carolina	11	11	27	38	10	6	16	+22
2005	Coastal Carolina	11	9	17	26	15	7	22	+4
2006	Charleston Southern	11	8	18	26	4	16	20	+6
	Liberty	11	6	8	14	3	5	8	+6
2007	Coastal Carolina	11	14	18	32	9	8	17	+15
2008	Liberty	12	11	12	23	9	6	15	+8
2009	Liberty	11	12	17	29	3	5	8	+21
2010	Stony Brook	11	9	17	26	3	10	13	+13
2011	Stony Brook	13	16	14	30	7	7	14	+16
2012	Coastal Carolina	13	5	14	19	7	9	16	+3
2013	Liberty	12	7	19	26	4	7	11	+15
2014	Charleston Southern	12	8	15	23	3	12	15	+8
2015	Kennesaw State	11	5	13	18	8	6	14	+4
	Charleston Southern	13	11	8	19	7	8	15	+4
2016	Gardner-Webb	11	5	11	16	6	4	10	+6
2017	KENNESAW STATE	14	11	24	35	8	4	12	+23

FEWEST TDs ALLOWED		GP	RUSH	PASS	RET	TD
2002	Gardner-Webb	10	18	9	1	28
2003	Gardner-Webb	12	14	9	7	30
2004	Coastal Carolina	11	9	14	1	24
2005	Coastal Carolina	11	19	8	1	28
<b>2006</b>	<b>LIBERTY</b>	<b>11</b>	<b>12</b>	<b>9</b>	<b>1</b>	<b>22</b>
2007	Liberty	11	15	17	1	33
2008	Liberty	12	17	11	1	29
2009	Liberty	11	14	10	1	25
2010	Liberty	11	11	15	3	29
2011	Liberty	11	12	16	2	30
2012	Stony Brook	13	13	9	3	25
2013	Liberty	12	12	15	1	28
2014	Charleston Southern	12	14	18	1	33
2015	Gardner-Webb	11	10	13	2	25
2016	Kennesaw State	11	12	14	3	29
2017	Charleston Southern	11	13	12	1	26

QUARTERBACK SACKS		GP	SK	YDS
2002	Charleston Southern	12	31	171
2003	Gardner-Webb	12	29	144
2004	Coastal Carolina	11	24	154
2005	Coastal Carolina	11	23	159
2006	Charleston Southern	11	25	148
2007	Coastal Carolina	11	27	172
2008	Presbyterian	12	24	159
2009	Coastal Carolina	11	25	197
	Gardner-Webb	11	25	142
2010	Coastal Carolina	12	25	167
2011	Gardner-Webb	11	25	191
2012	Stony Brook	13	26	175
2013	Gardner-Webb	12	27	196
	Charleston Southern	13	27	207
2014	Coastal Carolina	14	29	198
	Liberty	14	29	191
2015	Charleston Southern	13	25	154
	Liberty	11	25	202
2016	Charleston Southern	11	29	199
<b>2017</b>	<b>CHARLESTON SOUTHERN</b>	<b>11</b>	<b>34</b>	<b>227</b>

INTERCEPTIONS		GP	INT	YDS	TD
2002	Gardner-Webb	10	16	141	1
	Charleston Southern	12	16	142	0
2003	Coastal Carolina	11	17	162	1
	VMI	12	17	229	1
<b>2004</b>	<b>COASTAL CAROLINA</b>	<b>11</b>	<b>27</b>	<b>380</b>	<b>2</b>
2005	Coastal Carolina	11	17	114	0
2006	Coastal Carolina	12	19	132	0
2007	Liberty	11	18	288	3
	Coastal Carolina	11	18	175	1
2008	Gardner-Webb	11	13	111	1
	Charleston Southern	12	13	165	0
2009	Coastal Carolina	11	21	212	0
2010	Stony Brook	11	17	190	0
2011	Stony Brook	13	14	62	0
2012	Coastal Carolina	13	14	240	2
2013	Liberty	12	19	365	2
2014	Liberty	14	17	167	0
2015	Monmouth	11	13	145	1
	Kennesaw State	11	13	62	1
2016	Liberty	11	14	160	1
2017	Kennesaw State	14	24	191	1

FEWEST SACKS ALLOWED	GP	SK	YDS
2002 Gardner-Webb	10	11	61
2003 Coastal Carolina	11	20	126
2004 Coastal Carolina	11	10	50
Gardner-Webb	11	10	75
2005 Coastal Carolina	11	13	62
2006 Liberty	11	11	58
2007 Liberty	11	8	77
2008 Liberty	12	8	72
<b>2009 VMI</b>	<b>11</b>	<b>5</b>	<b>34</b>
2010 Coastal Carolina	12	7	67
Liberty	11	7	41
2011 Coastal Carolina	11	11	81
2012 Stony Brook	13	11	72
2013 Presbyterian	11	11	69
2014 Charleston Southern	12	14	86
2015 Kennesaw State	11	9	47
2016 Kennesaw State	11	7	44
2017 Kennesaw State	14	10	48

TIME OF POSSESSION	GP	AVG
2002 Gardner-Webb	10	31:42
2003 Gardner-Webb	12	31:47
2004 Coastal Carolina	11	31:04
2005 Charleston Southern	11	30:09
2006 VMI	11	30:27
<b>2007 VMI</b>	<b>11</b>	<b>34:46</b>
2008 Charleston Southern	12	31:32
2009 Stony Brook	11	31:05
2010 Liberty	11	32:11
2011 Stony Brook	13	32:46
2012 Liberty	11	33:26
2013 Charleston Southern	13	33:44
2014 Charleston Southern	12	34:05
2015 Charleston Southern	13	33:12
2016 Kennesaw State	11	31:35
2017 Kennesaw State	14	33:22

FIRST DOWNS	GP	RUSH	PASS	PEN	TOT
2002 Gardner-Webb	10	109	117	17	243
2003 Gardner-Webb	12	128	102	20	250
2004 Gardner-Webb	11	88	109	21	218
2005 Gardner-Webb	11	118	139	16	273
2006 Coastal Carolina	12	103	140	13	256
2007 Liberty	11	120	85	21	226
2008 Liberty	12	123	120	15	258
2009 Charleston Southern	11	103	110	13	226
2010 Liberty	11	106	139	21	266
2011 Stony Brook	13	154	101	19	274
2012 Coastal Carolina	13	142	129	17	288
<b>2013 COASTAL CAROLINA</b>	<b>15</b>	<b>199</b>	<b>144</b>	<b>14</b>	<b>357</b>
2014 Coastal Carolina	14	158	163	18	339
2015 Coastal Carolina	12	121	131	16	268
2016 Kennesaw State	11	166	63	19	248
2017 Kennesaw State	14	216	61	16	293

PUNT RETURN AVERAGE	GP	PR	YDS	TD	AVG
2002 Charleston Southern	12	24	267	1	11.1
2003 Coastal Carolina	11	27	296	2	11.0
2004 Liberty	11	20	239	3	11.9
<b>2005 GARDNER-WEBB</b>	<b>11</b>	<b>21</b>	<b>365</b>	<b>2</b>	<b>17.4</b>
2006 Charleston Southern	11	21	291	2	13.9
2007 Liberty	11	29	413	4	14.2
2008 Liberty	12	23	336	2	14.6
2009 VMI	11	18	257	1	14.3
2010 Liberty	11	19	204	0	10.7
2011 VMI	11	15	190	0	12.7
2012 Gardner-Webb	11	9	137	0	15.2
2013 Presbyterian	11	13	149	1	11.5
2014 Charleston Southern	12	18	260	2	14.4
2015 Charleston Southern	13	14	217	0	15.5
2016 Charleston Southern	11	25	345	1	13.8
2017 Monmouth	12	18	249	2	13.8

KICKOFF RETURN AVERAGE	GP	KR	YDS	TD	AVG
2002 Elon	11	52	990	0	19.0
2003 Coastal Carolina	11	43	883	0	20.5
2004 Coastal Carolina	11	29	629	0	21.7
2005 Gardner-Webb	11	34	791	0	23.3
2006 Liberty	11	32	818	3	25.6
2007 Liberty	11	41	970	1	23.7
2008 Gardner-Webb	11	48	1,090	0	22.7
2009 Liberty	11	39	881	1	22.6
2010 Stony Brook	11	51	1,126	1	22.1
<b>2011 LIBERTY</b>	<b>11</b>	<b>43</b>	<b>1,123</b>	<b>3</b>	<b>26.1</b>
2012 Coastal Carolina	13	53	1,177	0	22.2
2013 Gardner-Webb	12	35	771	1	22.0
2014 Coastal Carolina	14	44	1,007	2	22.9
2015 Charleston Southern	13	34	804	0	23.6
2016 Charleston Southern	11	28	712	0	25.4
2017 Kennesaw State	14	27	624	1	23.1

NET YARDS PER PUNT	GP	NO	YARDS	AVG	PR	AVG	NET
2002 Elon	11	56	2,016	36.0	124	4.4	33.8
2003 Gardner-Webb	12	58	2,544	43.9	353	11.8	37.8
2004 Liberty	11	52	1,993	38.3	208	7.2	34.3
2005 Liberty	11	57	2,265	39.7	139	2.4	36.6
2006 Gardner-Webb	11	48	2,078	43.3	311	6.5	34.7
2007 Liberty	11	39	1,595	40.9	123	3.2	34.7
2008 Presbyterian	12	54	1,990	36.9	23	0.4	36.4
2009 Liberty	11	41	1,479	36.1	44	1.1	34.0
2010 Liberty	11	34	1,376	40.5	146	4.3	34.4
2011 Charleston Southern	11	76	2,875	37.8	139	1.8	35.5
2012 Presbyterian	11	70	2,750	39.3	172	2.5	36.3
2013 Gardner-Webb	12	66	2,543	38.5	56	0.8	36.8
2014 Liberty	14	56	2,322	41.5	190	3.4	37.0
2015 Presbyterian	11	81	3,113	38.4	35	0.4	37.3
<b>2016 KENNESAW STATE</b>	<b>11</b>	<b>32</b>	<b>1,306</b>	<b>40.8</b>	<b>18</b>	<b>0.6</b>	<b>40.2</b>
2017 Charleston Southern	11	64	2,651	41.4	109	1.7	39.1

Single-season record holders in **BOLD ITALIC CAPS**

## ANNUAL NCAA STATISTICAL CHAMPIONS - INDIVIDUAL

Year	Category	Player, school	Total
2003	Punting	Graham Whitlock, Gardner-Webb	45.49
2006	Receptions Per Game	Maurice Price, Charleston Southern	9.36
2009	Field Goals	Matt Bevins, Liberty	2.00
2010	Total Offense	Mike Brown, Liberty	346.36
	Field Goals	Matt Bevins, Liberty	1.82
2011	Kickoff Return Average	Kevin Fogg, Liberty	33.52
2012	Passing Efficiency	Kyle Essington, Stony Brook	171.02
2016	Kickoff Returns	Darius Hammond, Charleston So.	33.73
	Rush Yards Per Carry	Mike Holloway, Charleston Southern	8.39
2017	Fumble Recoveries	Bryson Armstrong, Kennesaw State	4
	Rushing TDs	Chandler Burks, Kennesaw State	18
	Solo Tackles Per Game	Mike Basile, Monmouth	7.6

## ANNUAL NCAA STATISTICAL CHAMPIONS - TEAM

Year	Category	School	Total
2004	Pass Efficiency Defense	Coastal Carolina	86.79
	Turnover Margin	Coastal Carolina	+2.00
2008	Rushing Offense	VMI	357.45
2009	Scoring Offense	Liberty	36.36
	Rushing Offense	VMI	276.73
	Turnover Margin	Liberty	+1.91
2011	Scoring Offense	Stony Brook	38.00
2013	Turnovers Lost	Liberty	11
	Fewest TFL Allowed	Coastal Carolina	3.33
	Time of Possession	Charleston Southern	33:44
2014	Fumbles Lost	Charleston Southern	3
	Fewest Penalties Per Game	Gardner-Webb	3.58
	Fewest Penalty Yards PG	Gardner-Webb	28.58
	4th Down Conversion Pct	Coastal Carolina	80.0
	Time of Possession	Charleston Southern	34:05
2015	Pass Yards per Completion	Kennesaw State	19.05
	Punt Return Defense	Coastal Carolina	0.00
2016	Pass Yards per Completion	Kennesaw State	17.86
	Blocked Kicks	Monmouth	8
	Turnovers Lost	Gardner-Webb	10
2017	Rushing Offense	Kennesaw State	330.2
	Turnover Margin	Kennesaw State	+1.64



**Darius Hammond -- 2016 NCAA Kickoff Return Leader**



**Kennesaw State -- 2017 NCAA FCS Rushing Offense Champion**



## GAME - INDIVIDUAL

### RUSHING YARDS

278	Edwin Gowins, Stony Brook at Iona (11-8-08)
274	Lance Byrd, Presbyterian vs. Charleston Southern (11-7-09)
250	Edwin Gowins, Stony Brook vs. VMI (11-15-08)
245	Rashad Palmer, Elon vs. Liberty (11-9-02)
244	Mike Tolbert, Coastal Carolina vs. VMI (10-27-07)
241	Zach Terrell, Liberty vs. Chattanooga (10-8-05)
235	Tim Maypray, VMI vs. Presbyterian (11-22-08)
233	Conte Cuttino, Stony Brook vs. VMI (11-15-08)
233	Miguel Maysonet, Stony Brook at Coastal Carolina (10-13-12)
230	Dre Barnes, Liberty vs. Norfolk State (11-8-03)

### RUSHING ATTEMPTS

40	Eugene Goodman, Liberty vs. Hofstra (11-22-03)
39	D.J. Abnar, Liberty vs. Monmouth (11-8-14)
38	Dre Barnes, Liberty vs. Eastern Kentucky (11-2-02)
35	Rashad Jennings, Liberty at Coastal Carolina (10-4-08)
35	Juanne Blount, Gardner-Webb at Wofford (9-21-13)
35	D.J. Abnar, Liberty at Coastal Carolina (11-22-14)
34	Aundres Perkins, Coastal Carolina at North Greenville (9-25-03)
34	Juanne Blount, Gardner-Webb vs. Coastal Carolina (10-30-10)
34	Christian Reyes, Charleston Southern at Appalachian State (9-28-13)
34	Trey White, Kennesaw State vs. Gardner-Webb (10-17-15)
34	Chandler Burks, Kennesaw State at Montana State (11-4-17)

### YARDS PER RUSH (min. 10 attempts)

18.77	Mike Tolbert (13 for 244), Coastal Carolina vs. VMI (10-27-07)
16.90	JeVahn Cruz (10 for 169), Stony Brook vs. St. Anselm (10-15-11)
15.31	Rashad Palmer (16 for 245), Elon vs. Liberty (11-9-02)
14.63	Edwin Gowins (19 for 278), Stony Brook at Iona (11-8-08)
14.09	Tyrell Maxwell (11 for 155), Gardner-Webb vs. Presbyterian (10-8-16)
14.08	Aldreakis Allen (13 for 183), Liberty at Presbyterian (10-13-12)
13.73	Mike Holloway (11 for 151), Charleston Southern at Monmouth (9-24-16)
13.18	David Montgomery (11 for 145), Gardner-Webb vs. Jacksonville (9-8-07)
12.60	Mike Holloway (10 for 126), Charleston Southern at North Dakota St. (8-27-16)
12.50	Edwin Gowins (20 for 250), Stony Brook vs. VMI (11-15-08)

### RUSHING TOUCHDOWNS

4	Eugene Goodman, Liberty vs. VMI (10-4-03)
4	Aundres Perkins, Coastal Carolina vs. Charleston Southern (11-20-04)
4	Andre Copeland, Charleston Southern vs. West Virginia Wesleyan (10-15-05)
4	Miguel Maysonet, Stony Brook vs. Lafayette (9-24-11)
4	Sirchauncey Holloway, Liberty vs. Kentucky Wesleyan (10-1-11)
4	Miguel Maysonet, Stony Brook at Charleston Southern (11-5-11)
4	Brock Jackolski, Stony Brook at Gardner-Webb (11-12-11)
4	Aldreakis Allen, Liberty at Presbyterian (10-13-12)
4	Teddy Allen, Charleston Southern vs. Presbyterian (10-20-12)
4	Lorenzo Taliaferro, Coastal Carolina at Liberty (10-19-13)
4	Trey White, Kennesaw State at Monmouth (10-29-16)
4	Chandler Burks, Kennesaw State vs. Monmouth (11-18-17)

### LONGEST RUSH FROM SCRIMMAGE

92t	LaQua Mayes, Presbyterian vs. Bluefield (9-6-14)
87t	Tyrell Maxwell, Gardner-Webb vs. Presbyterian (10-8-16)
86t	Mike Tolbert, Coastal Carolina vs. VMI (10-27-07)
84t	Miguel Maysonet, Stony Brook vs. Central Connecticut State (9-1-12)
84t	Darnell Holland, Kennesaw State vs. Tennessee Tech (9-9-17)
84	Christian Reyes, Charleston Southern vs. Gardner-Webb (11-1-14)
84	Darrell Bridges, Presbyterian vs. Kennesaw State (11-21-15)
84	Shaquil Terry, Kennesaw State vs. Samford (11-25-17)
83t	Michael Rainey-Wiles, VMI vs. Lock Haven (9-1-07)
83t	Tyrell Maxwell, Gardner-Webb vs. Shorter (10-7-17)

### MOST COMBINED RUSHING YARDS, TWO TEAMMATES

483	Edwin Gowins (278) and Conte Cuttino (205), Stony Brook at Iona (11-8-08)
483	Edwin Gowins (250) and Conte Cuttino (233), Stony Brook vs. VMI (11-15-08)
388	Edwin Gowins (278) and Tarran Anderson (110), Stony Brook at Iona (11-8-08)
386	Tim Maypray (235) and Howard Abegesah (151), VMI vs. Presbyterian (11-22-08)
384	Brock Jackolski (193) and Miguel Maysonet (191), SBU vs. CCU (10-29-11)
361	Dre Barnes (211) and Sam Gado (150), Liberty vs. Charleston So. (10-30-04)
356	Miguel Maysonet (182) and Brock Jackolski (174), SBU at Charleston So. (11-5-11)
356	Miguel Maysonet (212) and Marcus Coker (144), SBU at Presbyterian (10-27-12)
355	Eric Zokouri (193) and Pete Guerriero (162), Monmouth vs. Liberty (10-21-17)
346	Dre Barnes (180) and Sam Gado (166), Liberty at VMI (11-6-04)

### 3 TEAMMATES WITH 100 RUSHING YARDS, SAME GAME

VMI	at Robert Morris - 393 (Abegesah 157, Hughes 136, Robinson 100), 9-29-07
SBU	at Iona - 593 (Gowins 278, Cuttino 205, Anderson 110), 11-8-08

### MOST CONSECUTIVE 100-YARD RUSHING GAMES

10	Rashad Jennings, Liberty (Nov. 17, 2007 - Nov. 8, 2008)
7	Eugene Goodman, Liberty (Nov. 15, 2003 - Oct. 2, 2004)
5	Rashad Jennings, Liberty (Sept. 29, 2007 - Nov. 3, 2007)
5	Conte Cuttino, Stony Brook (Oct. 18, 2008 - Nov. 15, 2008)
5	Miguel Maysonet, Stony Brook (Oct. 22, 2011 - Nov. 19, 2011)
5	Brock Jackolski, Stony Brook (Oct. 29, 2011 - Nov. 26, 2011)
5	Lorenzo Taliaferro, Coastal Carolina (Sept. 28, 2013 - Nov. 2, 2013)
5	De'Angelo Henderson, Coastal Carolina (Sept. 12, 2015 - Oct. 10, 2015)

### MOST CONSECUTIVE GAMES WITH A RUSHING TOUCHDOWN

26	De'Angelo Henderson, Coastal Carolina (2014-15)
18	Zach Terrell, Liberty (2006-08)
12	Miguel Maysonet, Stony Brook (2012)
10	Zach Terrell, Liberty (2007)
9	Lorenzo Taliaferro, Coastal Carolina (2013)
8	Mike Holloway, Charleston Southern (2015-16)
6	Zach MacDowall, Coastal Carolina (2010)
6	Khalil Lewis, Gardner-Webb (2016)
6	Chaston Bennett, Kennesaw State (2016)
6	Chandler Burks, Kennesaw State (2017)

### MOST RUSHING YARDS, QUARTERBACK

235	Tim Maypray, VMI vs. Presbyterian (11-22-08)
175	Tyrell Maxwell, Gardner-Webb at Presbyterian (11-18-17)
173	Tyrell Maxwell, Gardner-Webb vs. Liberty (10-10-15)
170	Trey White, Kennesaw State vs. Gardner-Webb (10-17-15)
165	Tyrell Maxwell, Gardner-Webb at Charleston Southern (11-5-16)
165	Tyrell Maxwell, Gardner-Webb at N.C. Central (10-14-17)
163	Malcolm Dixon, Charleston Southern at Jacksonville (9-17-11)
160	Mike Brown, Liberty vs. Stony Brook (11-20-10)
155	Tim Maypray, VMI vs. Coastal Carolina (10-11-08)
155	Trey White, Kennesaw State at Presbyterian (11-21-15)
155	Tyrell Maxwell, Gardner-Webb vs. Presbyterian (10-8-16)

### RUSHING ATTEMPTS, QUARTERBACK

34	Trey White, Kennesaw State vs. Gardner-Webb (10-17-15)
34	Chandler Burks, Kennesaw State at Montana State (11-4-17)
31	Trey White, Kennesaw State at Presbyterian (11-21-15)
30	Mike Brown, Liberty vs. Stony Brook (11-20-10)
29	Trey White, Kennesaw State at Liberty (10-24-15)
29	Chandler Burks, Kennesaw State vs. Missouri S&T (10-8-16)
28	Richard Mounce, Charleston Southern at Gardner-Webb (10-29-11)
28	Chandler Burks, Kennesaw State vs. Liberty (10-15-16)
27	James Murdaugh, Elon vs. Hofstra (11-2-02)
27	Malcolm Dixon, Charleston Southern at Jacksonville (9-17-11)
27	Trey White, Kennesaw State vs. Monmouth (10-31-15)
27	Chandler Burks, Kennesaw State at Furman (10-1-16)

### MOST RUSHING TOUCHDOWNS, QUARTERBACK

4	Trey White, Kennesaw State at Monmouth (10-29-16)
4	Chandler Burks, Kennesaw State vs. Monmouth (11-18-17)
3	James Murdaugh, Elon vs. Liberty (11-9-02)
3	Tyler Thigpen, Coastal Carolina vs. VMI (10-29-05)
3	Tim Maypray, VMI vs. Presbyterian (11-22-08)
3	Trey White, Kennesaw State vs. Edward Waters (9-12-15)
3	Tyrell Maxwell, Gardner-Webb vs. Liberty (10-10-15)
3	Trey White, Kennesaw State at Liberty (10-24-15)
3	Chandler Burks, Kennesaw State at Furman (10-1-16)
3	Chandler Burks, Kennesaw State vs. Missouri S&T (10-8-16)
3	Chandler Burks, Kennesaw State vs. Texas Southern (10-7-17)
3	Chandler Burks, Kennesaw State at Presbyterian (10-28-17)
3	Ben Cheek, Presbyterian vs. Gardner-Webb (11-18-17)

### LONGEST RUSH FROM SCRIMMAGE, QUARTERBACK

87t	Tyrell Maxwell, Gardner-Webb vs. Presbyterian (10-8-16)
83t	Tyrell Maxwell, Gardner-Webb at Shorter (10-7-17)
78t	Robert Mitchell, Charleston Southern vs. Presbyterian (10-22-16)
77t	Tyler Thigpen, Coastal Carolina vs. VMI (10-29-05)
76	Tyler Thigpen, Coastal Carolina at Gardner-Webb (11-11-06)
74t	Ryan Singer, Presbyterian at Liberty (10-29-11)
71t	Kyle Hughes, VMI at Robert Morris (9-29-07)
71	Cody Williams, Monmouth at Fordham (9-26-15)
70t	Mike Brown, Liberty at Stony Brook (11-21-09)
70t	Ryan Singer, Presbyterian vs. Liberty (10-30-10)

### CONSECUTIVE GAMES WITH A RUSHING TOUCHDOWN, QUARTERBACK

7	Collin Drafts, Charleston Southern (2005-06)
6	Zach MacDowall, Coastal Carolina (2010)
6	Chandler Burks, Kennesaw State (2017)
5	Aramis Hillary, Coastal Carolina (2011-12)
5	Chandler Burks, Kennesaw State (2016)

## GAME - TEAM

### RUSHING YARDS

635	Stony Brook at Iona (11-8-08)
523	Presbyterian vs. Bluefield (9-6-14)
521	Stony Brook vs. Pace (9-8-12)
517	VMI vs. Chowan (9-20-08)
498	Kennesaw State at Liberty (10-14-17)
497	VMI vs. Presbyterian (11-22-08)
490	Coastal Carolina vs. Chowan (10-13-07)
482	Kennesaw State at Monmouth (10-29-16)
463	Kennesaw State vs. Clark Atlanta (11-5-16)
459	Liberty vs. Norfolk State (11-8-03)

### RUSHING ATTEMPTS

77	Kennesaw State at Liberty (10-14-17)
74	Kennesaw State at Montana State (11-4-17)
73	Kennesaw State vs. Missouri S&T (10-8-16)
72	Elon at Charleston Southern (11-16-02)
70	VMI vs. Gardner-Webb (10-20-07)
69	VMI at Presbyterian (10-24-09)
69	Coastal Carolina vs. Hampton (9-21-13)
68	VMI vs. Liberty (11-18-06)
67	Coastal Carolina vs. Chowan (10-13-07)
66	five tied with

### YARDS PER RUSH (min. 20 attempts)

12.96	Liberty (23 for 298) vs. Brevard (9-13-14)
11.79	Coastal Carolina (28 for 330) at VMI (10-14-06)
10.08	Stony Brook (63 for 635) at Iona (11-8-08)
9.74	Presbyterian (35 for 341) vs. Point (10-26-13)
9.29	Gardner-Webb (45 for 418) vs. Shorter (10-7-17)
9.23	VMI (56 for 517) vs. Chowan (9-20-08)
9.14	Stony Brook (57 for 521) vs. Pace (9-8-12)
9.13	Liberty (47 for 429) at Presbyterian (10-13-12)
9.08	Kennesaw State (51 for 463) vs. Clark Atlanta (11-5-16)
9.04	VMI (55 for 497) vs. Presbyterian (11-22-08)

### RUSHING TOUCHDOWNS

9	Stony Brook at Iona (11-8-08)
9	Stony Brook vs. Pace (9-8-12)
8	Liberty vs. Norfolk State (11-8-03)
7	Coastal Carolina vs. Charleston (WV) (10-11-03)
7	Coastal Carolina vs. Charleston So. (11-20-04)
7	CSU vs. WV Wesleyan (10-15-05)
7	Coastal Carolina vs. Mansfield (11-12-05)
7	VMI vs. Chowan (9-20-08)
7	Stony Brook at Charleston Southern (11-5-11)
7	Stony Brook at Gardner-Webb (11-12-11)
7	Liberty at Presbyterian (10-13-12)
7	Presbyterian vs. Bluefield (9-6-14)
7	Coastal Carolina at Charlotte (11-8-14)

### FIRST DOWNS RUSHING

27	Coastal Carolina vs. Hampton (9-21-13)
26	Stony Brook at Iona (11-8-08)
25	Coastal Carolina vs. Presbyterian (11-16-13)
25	Kennesaw State at Monmouth (10-29-16)
25	Kennesaw State at Liberty (10-14-17)
24	Charleston So. vs. Edward Waters (10-27-12)
23	Coastal Carolina vs. Chowan (10-13-07)
23	Kennesaw State vs. Clark Atlanta (11-5-16)
22	Stony Brook vs. Pace (9-8-12)
22	Kennesaw State vs. Monmouth (11-18-17)

### CONSECUTIVE GAMES WITH A 100-YARD RUSHER

11	Liberty (Nov. 17, 2007 – Nov. 8, 2008)
10	Stony Brook (Sept. 17, 2011 – Nov. 26, 2011)
9	Liberty (Nov. 1, 2003 – Oct. 2, 2004)
5	Coastal Caro. (Oct. 23, 2004 – Nov. 20, 2004)
5	Liberty (Oct. 30, 2004 – Sept. 3, 2005)
5	Liberty (Sept. 29, 2007 – Nov. 3, 2007)
5	Stony Brook (Sept. 1, 2012 – Sept. 29, 2012)
5	Coastal Carolina (Sept. 28, 2013 – Nov. 2, 2013)
5	Coastal Carolina (Sept. 12, 2015 – Oct. 10, 2015)

## SEASON - INDIVIDUAL

### RUSHING YARDS

1,964	Miguel Maysonet, Stony Brook	2012
1,729	Lorenzo Taliaferro, Coastal Carolina	2013
1,633	Miguel Maysonet, Stony Brook	2011
1,534	De'Angelo Henderson, Coastal Carolina	2014
1,500	Rashad Jennings, Liberty	2008
1,418	Brock Jackolski, Stony Brook	2011
1,347	Dre Barnes, Liberty	2003
1,346	De'Angelo Henderson, Coastal Carolina	2015
1,310	Edwin Gowins, Stony Brook	2008
1,304	Dre Barnes, Liberty	2002

### RUSHING ATTEMPTS

292	D.J. Abnar, Liberty	2014
276	Lorenzo Taliaferro, Coastal Carolina	2013
267	Miguel Maysonet, Stony Brook	2012
263	Rashad Jennings, Liberty	2008
257	Juanne Blount, Gardner-Webb	2013
255	Chandler Burks, Kennesaw State	2017
252	Miguel Maysonet, Stony Brook	2011
245	Christian Reyes, Charleston Southern	2013
234	De'Angelo Henderson, Coastal Carolina	2014
229	Dre Barnes, Liberty	2003

### RUSHING YARDS PER CARRY (100-199 attempts)

9.36	Edwin Gowins, Stony Brook	2008
8.39	Mike Holloway, Charleston Southern	2016
7.14	Patrick Hall, Coastal Carolina	2004
7.00	Zach Terrell, Liberty	2007
6.91	Brock Jackolski, Stony Brook	2010
6.74	Mike Tolbert, Coastal Carolina	2007
6.71	Dre Barnes, Liberty	2004
6.57	Howard Abegesah, VMI	2008
6.53	Sam Gado, Liberty	2004
6.49	Tim Maypray, VMI	2008

### RUSHING YARDS PER CARRY (min. 200 attempts)

7.36	Miguel Maysonet, Stony Brook	2012
6.60	Brock Jackolski, Stony Brook	2011
6.56	De'Angelo Henderson, Coastal Carolina	2014
6.48	Miguel Maysonet, Stony Brook	2011
6.26	Lorenzo Taliaferro, Coastal Carolina	2013
6.06	De'Angelo Henderson, Coastal Carolina	2015
6.01	Sean Mizzer, VMI	2003
5.90	Dre Barnes, Liberty	2002
5.88	Dre Barnes, Liberty	2003
5.70	Rashad Jennings, Liberty	2008

### RUSHING TOUCHDOWNS

27	Lorenzo Taliaferro, Coastal Carolina	2013
21	Miguel Maysonet, Stony Brook	2012
20	De'Angelo Henderson, Coastal Carolina	2014
18	Chandler Burks, Kennesaw State	2017
17	Rashad Jennings, Liberty	2008
16	Brock Jackolski, Stony Brook	2011
16	Desmond Rice, Liberty	2013
16	De'Angelo Henderson, Coastal Carolina	2015
15	Rashad Jennings, Liberty	2007
15	Miguel Maysonet, Stony Brook	2011
15	D.J. Abnar, Liberty	2014

### RUSHING YARDS PER GAME (min. 75% of team's games)

151.1	Miguel Maysonet, Stony Brook	2012
136.4	Rashad Jennings, Liberty	2008
125.6	Miguel Maysonet, Stony Brook	2011
123.7	Rashad Jennings, Liberty	2007
119.1	Edwin Gowins, Stony Brook	2008
118.5	Dre Barnes, Liberty	2002
115.8	Kenny Little, Gardner-Webb	2011
115.3	Lorenzo Taliaferro, Coastal Carolina	2013
115.1	Tim Maypray, VMI	2008
112.2	Dre Barnes, Liberty	2003
112.2	De'Angelo Henderson, Coastal Carolina	2015

### MOST COMBINED RUSHING YARDS, TWO TEAMMATES

3,051	Maysonet (1,633) & Jackolski (1,418) – SBU	2011
2,982	Maysonet (1,964) & Coker (1,018) – SBU	2012
2,505	Gowins (1,310) & Cuttino (1,195) – SBU	2008
2,328	Taliaferro (1,729) & Henderson (599) – CCU	2013
2,269	Taliaferro (1,729) & Ross (540) – CCU	2013
2,225	Henderson (1,534) & Ross (691) – CCU	2014
2,157	Maysonet (1,128) & Jackolski (1,029) – SBU	2010
2,079	Taliaferro (1,729) & Small (350) – CCU	2013
2,041	Maypray (1,266) & Abegesah (775) – VMI	2008
1,920	Maxwell (965) & Lewis (955) – GWU	2016

### TEAMMATES WITH 1,000 RUSHING YARDS

2	SBU (Gowins – 1,310, Cuttino – 1,195)	2008
2	SBU (Maysonet – 1,128, Jackolski – 1,029)	2010
2	SBU (Maysonet – 1,633, Jackolski – 1,418)	2011
2	SBU (Maysonet – 1,964, Coker – 1,018)	2012

### 200-YARD RUSHING GAMES

3	Miguel Maysonet, Stony Brook	2012
2	Dre Barnes, Liberty	2003
2	Edwin Gowins, Stony Brook	2008
2	Conte Cuttino, Stony Brook	2008

### 100-YARD RUSHING GAMES

10	Rashad Jennings, Liberty	2008
9	Miguel Maysonet, Stony Brook	2012
9	Lorenzo Taliaferro, Coastal Carolina	2013
9	De'Angelo Henderson, Coastal Carolina	2014
8	Miguel Maysonet, Stony Brook	2011
8	De'Angelo Henderson, Coastal Carolina	2015
7	Dre Barnes, Liberty	2002
7	Sean Mizzer, VMI	2003
7	Rashad Jennings, Liberty	2007
6	several tied with	

### MOST CONSECUTIVE 100-YARD RUSHING GAMES, SINGLE SEASON

9	Rashad Jennings, Liberty (2008)
5	Eugene Goodman, Liberty (2004)
5	Rashad Jennings, Liberty (2007)
5	Conte Cuttino, Stony Brook (2008)
5	Miguel Maysonet, Stony Brook (2011)
5	Brock Jackolski, Stony Brook (2011)
5	Lorenzo Taliaferro, Coastal Carolina (2013)
5	De'Angelo Henderson, Coastal Carolina (2015)

### MOST CONSECUTIVE 100-YARD RUSHING GAMES, START OF SEASON

9	Rashad Jennings, Liberty (2008)
5	Eugene Goodman, Liberty (2004)
2	Dre Barnes, Liberty (2002)
2	Rashad Jennings, Liberty (2006)
2	Sean Mizzer, VMI (2006)
2	Zach Terrell, Liberty (2007)
2	Edwin Gowins, Stony Brook (2008)
2	Tim Maypray, VMI (2008)
2	Darius Hammond, Charleston Southern (2015)
2	Pete Guerrierio, Monmouth (2017)



RASHAD JENNINGS

## MULTI-RUSHING TOUCHDOWN GAMES

8	Miguel Maysonet, Stony Brook	2012
8	Lorenzo Taliaferro, Coastal Carolina	2013
6	Rashad Jennings, Liberty	2007
6	D.J. Abnar, Liberty	2014
5	Aundres Perkins, Coastal Carolina	2003
5	Patrick Hall, Coastal Carolina	2004
5	Aundres Perkins, Coastal Carolina	2005
5	Patrick Hall, Gardner-Webb	2009
5	Desmond Rice, Liberty	2013
5	De'Angelo Henderson, Coastal Carolina	2014

## 3-TD RUSHING GAMES

5	Lorenzo Taliaferro, Coastal Carolina	2013
3	Eugene Goodman, Liberty	2003
3	Miguel Maysonet, Stony Brook	2011
3	Desmond Rice, Liberty	2013
3	Chandler Burks, Kennesaw State	2017
2	Sam Gado, Liberty	2004
2	Rashad Jennings, Liberty	2006
2	Mike Tolbert, Coastal Carolina	2007
2	Rashad Jennings, Liberty	2007
2	Edwin Gowins, Stony Brook	2008
2	Miguel Maysonet, Stony Brook	2010
2	Aldreakis Allen, Liberty	2012
2	Demarcus Rouse, Presbyterian	2012
2	Trey White, Kennesaw State	2015
2	Mike Holloway, Charleston Southern	2015
2	Khalil Lewis, Gardner-Webb	2016
2	Chandler Burks, Kennesaw State	2016

## 4-TD RUSHING GAMES

2	Miguel Maysonet, Stony Brook	2011
1	Eugene Goodman, Liberty	2003
1	Aundres Perkins, Coastal Carolina	2004
1	Andre Copeland, Charleston Southern	2005
1	Sirchauncey Holloway, Liberty	2011
1	Brock Jackolski, Stony Brook	2011
1	Teddy Allen, Charleston Southern	2012
1	Aldreakis Allen, Liberty	2012
1	Lorenzo Taliaferro, Coastal Carolina	2013
1	Trey White, Kennesaw State	2016
1	Chandler Burks, Kennesaw State	2017

## MOST CONSECUTIVE GAMES WITH A RUSHING TD, SINGLE SEASON

14	De'Angelo Henderson, Coastal Carolina (2014)
12	Miguel Maysonet, Stony Brook (2012)
12	De'Angelo Henderson, Coastal Carolina (2015)
10	Zach Terrell, Liberty (2007)
9	Lorenzo Taliaferro, Coastal Carolina (2013)
6	Khalil Lewis, Gardner-Webb (2016)
6	Mike Holloway, Charleston Southern (2016)
6	Chaston Bennett, Kennesaw State (2016)
6	Chandler Burks, Kennesaw State (2017)
5	D.J. Abnar, Liberty (2014)
5	Chandler Burks, Kennesaw State (2016)
5	Devell Jones, Monmouth (2017)

## MOST CONSECUTIVE GAMES WITH A RUSHING TD, START OF SEASON

14	De'Angelo Henderson, Coastal Carolina (2014)
12	Miguel Maysonet, Stony Brook (2012)
12	De'Angelo Henderson, Coastal Carolina (2015)
10	Zach Terrell, Liberty (2007)
9	Lorenzo Taliaferro, Coastal Carolina (2013)
6	Khalil Lewis, Gardner-Webb (2016)
6	Mike Holloway, Charleston Southern (2016)
5	Devell Jones, Monmouth (2017)

## RUSHING YARDS, QUARTERBACK

1,266	Tim Maypray, VMI	2008
1,103	Chandler Burks, Kennesaw State	2017
965	Tyrell Maxwell, Gardner-Webb	2016
964	Trey White, Kennesaw State	2015
935	Tyrell Maxwell, Gardner-Webb	2017
854	Mike Brown, Liberty	2010
799	Chandler Burks, Kennesaw State	2016
794	Tyrell Maxwell, Gardner-Webb	2015
691	Alex Ross, Coastal Carolina	2014
656	Tyler Thigpen, Coastal Carolina	2006

## RUSHING ATTEMPTS, QUARTERBACK

255	Chandler Burks, Kennesaw State	2017
218	Trey White, Kennesaw State	2015
195	Tim Maypray, VMI	2008
189	Tyrell Maxwell, Gardner-Webb	2015
174	Tyrell Maxwell, Gardner-Webb	2017
168	Tyrell Maxwell, Gardner-Webb	2016
163	Collin Drafts, Charleston Southern	2003
161	Chandler Burks, Kennesaw State	2016
160	Mike Brown, Liberty	2010
154	Alex Ross, Coastal Carolina	2014

## RUSHING TOUCHDOWNS, QUARTERBACK

18	Chandler Burks, Kennesaw State	2017
12	Tim Maypray, VMI	2008
9	Collin Drafts, Charleston Southern	2005
9	Mike Brown, Liberty	2010
9	Mike Brown, Liberty	2011
9	Alex Ross, Coastal Carolina	2014
9	Josh Woodrum, Liberty	2014
9	Trey White, Kennesaw State	2015
9	Chandler Burks, Kennesaw State	2016
8	Zach MacDowall, Coastal Carolina	2010
8	Tyrell Maxwell, Gardner-Webb	2016

## SEASON - TEAM

## RUSHING YARDS

4,623	Kennesaw State	2017
3,932	VMI	2008
3,782	Coastal Carolina	2013
3,527	Kennesaw State	2016
3,582	Stony Brook	2012
3,475	Stony Brook	2011
3,223	Kennesaw State	2015
3,115	VMI	2007
3,058	Coastal Carolina	2004
3,044	VMI	2009

## RUSHING OFFENSE

357.5	VMI	2008
330.2	Kennesaw State	2017
320.6	Kennesaw State	2016
293.0	Kennesaw State	2015
283.2	VMI	2007
278.0	Coastal Carolina	2004
276.7	VMI	2009
275.5	Stony Brook	2012
267.3	Stony Brook	2011
266.5	Charleston Southern	2016

## RUSHING ATTEMPTS

816	Kennesaw State	2017
657	Coastal Carolina	2013
647	VMI	2007
640	Charleston Southern	2013
614	VMI	2008
604	Kennesaw State	2015
597	Kennesaw State	2016
594	Elon	2002
590	Stony Brook	2011
589	Stony Brook	2012

## RUSHING YARDS PER CARRY

6.4	VMI	2008
6.1	Stony Brook	2012
6.0	Stony Brook	2008
6.0	Charleston Southern	2016
5.9	Coastal Carolina	2004
5.9	Stony Brook	2011
5.9	Kennesaw State	2016
5.8	Coastal Carolina	2013
5.7	Kennesaw State	2017
5.6	Stony Brook	2010

## RUSHING TOUCHDOWNS

50	Coastal Carolina	2013
41	Stony Brook	2011
41	Coastal Carolina	2014
41	Kennesaw State	2016
41	Kennesaw State	2017
40	Coastal Carolina	2004
37	VMI	2008
37	Stony Brook	2012
36	Liberty	2013
34	Coastal Carolina	2003
34	Monmouth	2017

## MOST GAMES WITH TEAMMATES RUSHING FOR 100 YARDS, SAME GAME

5	Liberty	2004
4	Liberty	2003
4	Stony Brook	2008
4	Stony Brook	2011
4	Stony Brook	2012
3	Stony Brook	2010
3	Gardner-Webb	2016
2	VMI	2008
2	VMI	2009
2	Gardner-Webb	2011
2	Presbyterian	2011
2	Liberty	2012
2	Coastal Carolina	2013
2	Monmouth	2014
2	Charleston Southern	2015
2	Kennesaw State	2015
2	Liberty	2016
2	Kennesaw State	2017

## RUSHING FIRST DOWNS

216	Kennesaw State	2017
199	Coastal Carolina	2013
180	VMI	2008
171	Charleston Southern	2013
168	Stony Brook	2012
166	Kennesaw State	2016
163	VMI	2007
158	Coastal Carolina	2014
157	Kennesaw State	2015
154	Stony Brook	2011

## MOST GAMES WITH A 100-YARD RUSHER

11	Liberty	2008
11	Stony Brook	2011
10	Stony Brook	2012
9	Liberty	2004
9	Liberty	2007
9	VMI	2008
9	Coastal Carolina	2013
9	Coastal Carolina	2014
8	Stony Brook	2010
8	Coastal Carolina	2015
8	Charleston Southern	2016
8	Monmouth	2017

## MOST 300-YARD RUSHING GAMES

11	Kennesaw State	2017
8	VMI	2008
7	Kennesaw State	2016
5	Stony Brook	2011
5	Coastal Carolina	2013
5	Kennesaw State	2015
4	Liberty	2003
4	Coastal Carolina	2004
4	VMI	2009
4	Stony Brook	2012
4	Charleston Southern	2013
4	Charleston Southern	2014
4	Charleston Southern	2016



## CAREER

### RUSHING YARDS

4,725	Miguel Maysonet, Stony Brook	2010-12
3,633	Rashad Jennings, Liberty	2006-08
3,479	De'Angelo Henderson, Coastal Caro.	2013-15
3,409	Dre Barnes, Liberty	2002-04
3,223	Sean Mizzer, VMI	2003-06
2,949	Tyrell Maxwell, Gardner-Webb	2014-17
2,860	Howard Abegesah, VMI	2006-09
2,631	Lance Byrd, Presbyterian	2009-12
2,623	Mike Holloway, Charleston Southern	2013-16
2,479	Zach Terrell, Liberty	2005-08

### RUSHING ATTEMPTS

695	Miguel Maysonet, Stony Brook	2010-12
647	Sean Mizzer, VMI	2003-06
633	Rashad Jennings, Liberty	2006-08
630	Juanne Blount, Gardner-Webb	2010-14
594	Tyrell Maxwell, Gardner-Webb	2014-17
563	Dre Barnes, Liberty	2002-04
538	De'Angelo Henderson, Coastal Caro.	2013-15
517	Lance Byrd, Presbyterian	2009-12
513	Darrell Bridges, Presbyterian	2014-16
512	Howard Abegesah, VMI	2006-09

### RUSHING YARDS PER CARRY (200-399 attempts)

7.69	Mike Holloway, Charleston Southern	2013-16
7.50	Edwin Gowins, Stony Brook	2008-10
6.72	Brock Jackolski, Stony Brook	2010-11
6.22	Sam Gado, Liberty	2002-04
6.10	Patrick Hall, Coastal Carolina	2003-05
6.03	Mike Tolbert, Coastal Carolina	2004-07
5.93	Ben Robinson, Charleston Southern	2013-16
5.86	Lorenzo Taliaferro, Coastal Carolina	2012-13
5.53	Eugene Goodman, Liberty	2002-04
5.50	Darius Hammond, Charleston So.	2013-16

### RUSHING YARDS PER CARRY (min. 400 attempts)

6.80	Miguel Maysonet, Stony Brook	2010-12
6.57	De'Angelo Henderson, Coastal Caro.	2013-15
6.06	Dre Barnes, Liberty	2002-04
5.88	Tim Maypray, VMI	2006-09
5.74	Rashad Jennings, Liberty	2006-08
5.59	Howard Abegesah, VMI	2006-09
5.44	Aldreakis Allen, Liberty	2009-13
5.42	Aundres Perkins, Coastal Carolina	2003-06
5.24	Zach Terrell, Liberty	2005-08
5.19	Christian Reyes, Charleston Southern	2013-14

### RUSHING TOUCHDOWNS

48	Miguel Maysonet, Stony Brook	2010-12
46	Aundres Perkins, Coastal Carolina	2003-06
42	Rashad Jennings, Liberty	2006-08
42	De'Angelo Henderson, Coastal Carolina	2013-15
32	Lorenzo Taliaferro, Coastal Carolina	2012-13
29	Zach Terrell, Liberty	2005-08
29	Mike Brown, Liberty	2008-11
28	SirChauncey Holloway, Liberty	2009-12
27	Patrick Hall, Gardner-Webb	2007-10
27	Aldreakis Allen, Liberty	2009-13
27	Desmond Rice, Liberty	2011-15
27	<b>CHANDLER BURKS, Kennesaw State</b>	<b>2015-</b>

### RUSHING YARDS PER GAME (min. 20 games)

127.7	Miguel Maysonet, Stony Brook	2010-12
117.6	Dre Barnes, Liberty	2002-04
117.2	Rashad Jennings, Liberty	2006-08
102.4	Edwin Gowins, Stony Brook	2008-10
102.0	Brock Jackolski, Stony Brook	2010-11
91.7	Christian Reyes, Charleston Southern	2013-14
90.7	Conte Cuttino, Stony Brook	2008-09
87.1	Sean Mizzer, VMI	2003-06
84.9	De'Angelo Henderson, Coastal Caro.	2013-15
79.1	Lavon Chaney, Monmouth	2014-16

### 200-YARD RUSHING GAMES

4	Dre Barnes, Liberty	2002-04
3	Miguel Maysonet, Stony Brook	2010-12
2	Edwin Gowins, Stony Brook	2008-10
2	Conte Cuttino, Stony Brook	2008-09

### 100-YARD RUSHING GAMES

22	Rashad Jennings, Liberty	2006-08
21	Miguel Maysonet, Stony Brook	2010-12
18	De'Angelo Henderson, Coastal Caro.	2013-15
17	Dre Barnes, Liberty	2002-04
15	Sean Mizzer, VMI	2003-06
13	Howard Abegesah, VMI	2006-09
12	Brock Jackolski, Stony Brook	2010-11
12	Tyrell Maxwell, Gardner-Webb	2014-17
10	Edwin Gowins, Stony Brook	2008-10
9	four players tied with	

### MULTI-RUSHING TOUCHDOWN GAMES

15	Rashad Jennings, Liberty	2006-08
14	Aundres Perkins, Coastal Carolina	2003-06
14	Miguel Maysonet, Stony Brook	2010-12
10	Patrick Hall, Gardner-Webb	2007-10
9	Lorenzo Taliaferro, Coastal Carolina	2012-13
9	De'Angelo Henderson, Coastal Carolina	2013-15
8	Aldreakis Allen, Liberty	2009-13
8	Desmond Rice, Liberty	2011-15
7	Mike Brown, Liberty	2008-11
7	Brock Jackolski, Stony Brook	2010-11
7	D.J. Abnar, Liberty	2012-15

### 3-TD RUSHING GAMES

6	Miguel Maysonet, Stony Brook	2010-12
5	Rashad Jennings, Liberty	2006-08
5	Lorenzo Taliaferro, Coastal Carolina	2012-13
5	<b>CHANDLER BURKS, Kennesaw State</b>	<b>2015-</b>
4	Desmond Rice, Liberty	2011-15
3	Eugene Goodman, Liberty	2002-04
3	Mike Tolbert, Coastal Carolina	2004-07
3	Edwin Gowins, Stony Brook	2008-10
3	Aldreakis Allen, Liberty	2009-13
3	Trey White, Kennesaw State	2015-16

### 4-TD RUSHING GAMES

2	Miguel Maysonet, Stony Brook	2010-12
1	Eugene Goodman, Liberty	2002-04
1	Aundres Perkins, Coastal Carolina	2003-06
1	Andre Copeland, Charleston Southern	2005
1	SirChauncey Holloway, Liberty	2009-12
1	Brock Jackolski, Stony Brook	2010-11
1	Teddy Allen, Charleston Southern	2010-13
1	Aldreakis Allen, Liberty	2009-13
1	Lorenzo Taliaferro, Coastal Carolina	2012-13
1	Trey White, Kennesaw State	2015-16
1	<b>CHANDLER BURKS, Kennesaw State</b>	<b>2015-</b>

### 1,000 RUSHING YARD SEASONS

3	Rashad Jennings, Liberty	2006-08
3	Miguel Maysonet, Stony Brook	2010-12
2	Dre Barnes, Liberty	2002-04
2	Sean Mizzer, VMI	2003-06
2	Brock Jackolski, Stony Brook	2010-11
2	De'Angelo Henderson, Coastal Caro.	2013-15

### RUSHING YARDS, QUARTERBACK

2,949	Tyrell Maxwell, Gardner-Webb	2014-17
1,908	<b>CHANDLER BURKS, Kennesaw State</b>	<b>2015-</b>
1,785	Tim Maypray, VMI	2006-09
1,638	Tyler Thigpen, Coastal Carolina	2003-06
1,564	Alex Ross, Coastal Carolina	2012-15
1,379	Mike Brown, Liberty	2008-11
1,286	Kyle Hughes, VMI	2006-09
1,262	Malcolm Dixon, Charleston Southern	2010-13
1,182	Nick Roberts, Gardner-Webb	2002-05
1,059	Trey White, Kennesaw State	2015-16

### RUSHING ATTEMPTS, QUARTERBACK

594	Tyrell Maxwell, Gardner-Webb	2014-17
504	Collin Drafts, Charleston Southern	2003-06
419	<b>CHANDLER BURKS, Kennesaw State</b>	<b>2015-</b>
391	Alex Ross, Coastal Carolina	2012-15
361	Kyle Hughes, VMI	2006-09
354	Nick Roberts, Gardner-Webb	2002-05
345	Tyler Thigpen, Coastal Carolina	2003-06
317	Malcolm Dixon, Charleston Southern	2010-13
310	Tim Maypray, VMI	2006-09
310	Mike Brown, Liberty	2008-11

### RUSHING TOUCHDOWNS, QUARTERBACK

27	<b>CHANDLER BURKS, Kennesaw State</b>	<b>2015-</b>
22	Tyrell Maxwell, Gardner-Webb	2014-17
19	Nick Roberts, Gardner-Webb	2002-05
19	Mike Brown, Liberty	2008-11
19	Alex Ross, Coastal Carolina	2012-15
18	Tim Maypray, VMI	2006-09
17	Collin Drafts, Charleston Southern	2003-06
17	Trey White, Kennesaw State	2015-16
16	Zach MacDowall, Coastal Carolina	2008-10
16	Josh Woodrum, Liberty	2012-15

### 100-YARD RUSHING GAMES, QUARTERBACK

12	Tyrell Maxwell, Gardner-Webb	2014-17
7	<b>CHANDLER BURKS, Kennesaw State</b>	<b>2015-</b>
6	Tim Maypray, VMI	2006-09
4	Trey White, Kennesaw State	2015-16
3	Kyle Hughes, VMI	2006-09
3	Malcolm Dixon, Charleston Southern	2010-13
2	Tyler Thigpen, Coastal Carolina	2003-06
2	Mike Brown, Liberty	2008-11
2	Ryan Singer, Presbyterian	2010-11
2	Aramis Hillary, Coastal Carolina	2010-12

### MOST 4-RUSH TD GAMES

1	Trey White, Kennesaw State	2015-16
1	<b>CHANDLER BURKS, Kennesaw State</b>	<b>2015-</b>

### MOST 3-RUSH TD GAMES, QUARTERBACK

5	<b>CHANDLER BURKS, Kennesaw State</b>	<b>2015-</b>
3	Trey White, Kennesaw State	2015-16
1	James Murdaugh, Elon	2002
1	Tyler Thigpen, Coastal Carolina	2003-06
1	Tim Maypray, VMI	2006-09
1	Tyrell Maxwell, Gardner-Webb	2014-17
1	<b>BEN CHEEK, Presbyterian</b>	<b>2015-</b>

### MOST MULTI-RUSHING TD GAMES, QUARTERBACK

6	<b>CHANDLER BURKS, Kennesaw State</b>	<b>2015-</b>
5	Mike Brown, Liberty	2008-11
4	Collin Drafts, Charleston Southern	2003-06
4	Kyle Hughes, VMI	2006-09
4	Tyrell Maxwell, Gardner-Webb	2014-17
3	Nick Roberts, Gardner-Webb	2002-05
3	Tim Maypray, VMI	2006-09
3	Malcolm Dixon, Charleston Southern	2010-13
3	Alex Ross, Coastal Carolina	2012-15
3	Josh Woodrum, Liberty	2012-15
3	Trey White, Kennesaw State	2015-16
2	Zach MacDowall, Coastal Carolina	2008-10
2	Ryan Singer, Presbyterian	2010-11
2	Austin Brown, Charleston Southern	2014-15
2	Robert Mitchell, Charleston Southern	2016-17



MIGUEL MAYSONET

## GAME - INDIVIDUAL

### PASSING YARDS

447	Stephen Calvert, Liberty at Baylor (9-2-17)
430	Lucas Beatty, Gardner-Webb at VMI (10-18-14)
419	Collin Drafts, Charleston Southern vs. Allen (11-6-04)
415	Alex Ross, Coastal Carolina vs. The Citadel (11-28-15)
408	Stephen Calvert, Liberty at Monmouth (10-21-17)
406	Collin Drafts, Charleston Southern vs. Gardner-Webb (11-4-06)
398	Eli Byrd, Charleston Southern at North Greenville (9-29-07)
397	Richard Mounce, Charleston Southern vs. Coastal Carolina (11-12-11)
396	Darren Swiggett, Charleston Southern at The Citadel (11-21-02)
394	Devin Campbell, Gardner-Webb at Stony Brook (11-1-08)

### PASS COMPLETIONS

44	Stephen Calvert, Liberty at Baylor (9-2-17)
37	Tim Webb, Presbyterian at Wofford (8-30-08)
35	Tim Webb, Presbyterian at Appalachian State (9-27-08)
35	Lucas Beatty, Gardner-Webb at Charlotte (10-5-13)
34	Eli Byrd, Charleston Southern at North Greenville (9-29-07)
34	Brandon Miley, Presbyterian at Gardner-Webb (10-18-08)
34	Josh Woodrum, Liberty at Montana (9-15-12)
34	Eric Kordenbrock, VMI vs. Robert Morris (9-28-13)
34	Alex Ross, Coastal Carolina vs. Elon (9-27-14)
34	Josh Woodrum, Liberty at Monmouth (10-17-15)

### PASSING ATTEMPTS

60	Stephen Calvert, Liberty at Baylor (9-2-17)
57	Tim Webb, Presbyterian at Appalachian State (9-27-08)
56	Tim Webb, Presbyterian at Wofford (8-30-08)
56	Brandon Miley, Presbyterian at VMI (11-22-08)
54	Eli Byrd, Charleston Southern at North Greenville (9-29-07)
53	Andrew Trudnowski, Charleston Southern vs. VMI (10-23-10)
53	Lucas Beatty, Gardner-Webb at Monmouth (11-22-14)
53	Josh Woodrum, Liberty at Monmouth (10-17-15)
52	Lucas Beatty, Gardner-Webb at Charlotte (10-5-13)
52	Will Brock, Presbyterian vs. Florida Tech (9-24-16)

### PASS COMPLETION PERCENTAGE (15-19 completions)

88.2	Tommy Beecher (15-of-17), Liberty vs. Presbyterian (10-31-09)
86.4	Aramis Hillary (19-of-22), Coastal Carolina at Presbyterian (11-10-12)
85.0	Austin Brown (17-of-20), Charleston Southern at Charlotte (9-27-14)
85.0	Cody Williams (17-of-20), Monmouth at Howard (10-8-16)
83.3	Jonathan Wilson (15-of-18), VMI vs. Davidson (9-3-05)
83.3	Kaleb Griffin (15-of-18), Presbyterian at Furman (9-14-13)
81.8	Nick Roberts (18-of-22), Gardner-Webb vs. Webber International (9-13-03)
80.0	Tommy Beecher (16-of-20), Liberty at Charleston Southern (10-24-09)
80.0	Kyle Essington (16-of-20), Stony Brook vs. St. Anselm (10-15-11)
79.2	A.J. Toscano (19-of-24), Charleston Southern at VMI (10-31-09)
79.2	Aramis Hillary (19-of-24), Coastal Carolina at Bethune-Cookman (11-24-12)
79.2	Alex Ross (19-of-24), Coastal Carolina vs. Bryant (9-26-15)

### PASS COMPLETION PERCENTAGE (20-29 completions)

84.4	Lucas Beatty (27-of-32), Gardner-Webb at Liberty (10-6-12)
84.0	Lucas Beatty (21-of-25), Gardner-Webb vs. Point (9-28-13)
82.9	Lucas Beatty (29-of-35), Gardner-Webb at The Citadel (9-27-14)
82.8	Collin Drafts (24-of-29), Charleston Southern vs. Allen (11-6-04)
82.8	Mike Brown (24-of-29), Liberty vs. James Madison (9-17-11)
82.1	Collin Drafts (23-of-28), Charleston Southern at Gardner-Webb (11-5-05)
82.1	Josh Woodrum (23-of-28), Liberty at Charleston Southern (11-23-13)
81.5	Tyler Thigpen (22-of-27), Coastal Carolina at Gardner-Webb (11-11-06)
80.6	Mike Brown (29-of-36), Liberty at Lafayette (9-19-09)
80.6	Josh Woodrum (25-of-31), Liberty vs. Gardner-Webb (10-6-12)

### PASS COMPLETION PERCENTAGE (min. 30 completions)

77.3	Josh Woodrum (34-of-44), Liberty at Montana (9-15-12)
75.6	Collin Drafts (31-of-41), Charleston Southern vs. Gardner-Webb (11-4-06)
75.0	Brandon Hill (33-of-44), Monmouth at Lehigh (9-27-14)
73.3	Stephen Calvert (44-of-60), Liberty at Baylor (9-2-17)
72.7	Devin Campbell (32-of-44), Gardner-Webb at Stony Brook (11-1-08)
72.3	Alex Ross (34-of-47), Coastal Carolina vs. Elon (9-27-14)
71.4	Stephen Calvert (30-of-42), Liberty vs. Indiana State (9-16-17)
70.8	Brandon Miley (34-of-48), Presbyterian at Gardner-Webb (10-18-08)
69.8	Lucas Beatty (30-of-43), Gardner-Webb vs. Samford (9-15-12)
68.1	Lucas Beatty (32-of-47), Gardner-Webb vs. Charlotte (10-4-14)

### TOUCHDOWN PASSES

5	Jeremy Martin, Gardner-Webb vs. Savannah State (11-16-02)
5	Collin Drafts, Charleston Southern vs. North Greenville (10-23-04)
5	Collin Drafts, Charleston Southern at The Citadel (9-9-06)
5	Zach MacDowall, Coastal Carolina vs. Charleston Southern (11-20-10)
5	Kyle Essington, Stony Brook vs. Charleston Southern (10-6-12)
5	Aramis Hillary, Coastal Carolina at Presbyterian (11-10-12)
5	Lucas Beatty, Gardner-Webb at VMI (10-18-14)
5	Alex Ross, Coastal Carolina vs. Kennesaw State (11-14-15)
5	Stephen Calvert, Liberty vs. Morehead State (9-9-17)
5	Stephen Calvert, Liberty at Monmouth (10-21-17)

### LONGEST PASS COMPLETION

91t	Alex Ross to Bruce Mapp, Coastal Carolina vs. The Citadel (11-28-15)
90t	Kyle Hughes to Zach Collins, VMI vs. Coastal Carolina (10-11-08)
89t	Kyle Essington to Kevin Norrell, Stony Brook vs. Central Conn. State (9-1-12)
87t	Kyle Hughes to Tim Maypray, VMI vs. Charleston Southern (11-3-07)
87t	Heys McMath to Tobi Antigha, Presbyterian at Coastal Carolina (11-16-13)
87t	Shane Bucenell to Kameron Brown, CSU vs. Mississippi Valley State (9-30-17)
86t	Clint Chappell to Brad Moultrie, Charleston Southern at Presbyterian (9-14-02)
86	Brock Smith to Brandon Turner, Liberty vs. Coastal Carolina (11-3-07)
86t	Kyle Essington to Kevin Norrell, Stony Brook vs. Pace (9-8-12)
86t	Alex Ross to DeMario Bennett, Coastal Carolina at Montana (12-7-13)
86t	Josh Woodrum to Darrin Peterson, Liberty vs. Brevard (9-13-14)

### CONSECUTIVE 300-YARD PASSING GAMES

3	Tyler Thigpen, Coastal Carolina (Nov. 11, 2006 – Nov. 25, 2006)
3	Devin Campbell, Gardner-Webb (Oct. 25, 2008 – Nov. 8, 2008)
3	Josh Woodrum, Liberty (Sept. 13, 2014 – Sept. 27, 2014)
3	Brandon Hill, Monmouth (Sept. 27, 2014 – Oct. 11, 2014)

### MOST CONSECUTIVE 200-YARD PASSING GAMES

17	Mike Brown, Liberty (2010-11)
13	Stephen Calvert, Liberty (2016-17)
8	Collin Drafts, Charleston Southern (2004-05)
8	Collin Drafts, Charleston Southern (2005)
8	Collin Drafts, Charleston Southern (2006)
8	Josh Woodrum, Liberty (2015)
7	Brandon Hill, Monmouth (2014)
7	Alex Ross, Coastal Carolina (2014)
7	Josh Woodrum, Liberty (2014)
7	Alex Ross, Coastal Carolina (2015)

### MOST CONSECUTIVE 200-YARD PASSING GAMES, START OF SEASON

11	Mike Brown, Liberty (2010)
11	Stephen Calvert, Liberty (2017)
7	Brandon Hill, Monmouth (2014)
6	Mike Brown, Liberty (2011)
4	Nick Roberts, Gardner-Webb (2005)
4	Aramis Hillary, Coastal Carolina (2012)
3	Tyler Thigpen, Coastal Carolina (2006)
3	A.J. Toscano, Charleston Southern (2010)

### MOST CONSECUTIVE GAMES WITH A TOUCHDOWN PASS

18	Collin Drafts, Charleston Southern (2005-06)
16	Alex Ross, Coastal Carolina (2013-14)
13	Mike Brown, Liberty (2010-11)
13	Stephen Calvert, Liberty (2016-17)
12	Tyler Thigpen, Coastal Carolina (2006)
11	Aramis Hillary, Coastal Carolina (2011-12)
9	Collin Drafts, Charleston Southern (2003-04)
9	Brock Smith, Liberty (2007-08)
9	Josh Woodrum, Liberty (2014)
8	five tied with

### MOST CONSECUTIVE MULTI-TOUCHDOWN PASS GAMES

6	Michael Coulter (2-2-2-2-2 = 12), Stony Brook (2009)
6	Mike Brown (2-2-2-2-2 = 13), Liberty (2011)
6	Kyle Essington (3-3-2-2-3-2 = 13), Stony Brook (2011-12)
6	Brandon Hill (2-2-2-3-2-4 = 15), Monmouth (2014)
5	Collins Drafts (2-4-2-2-2 = 12), Charleston Southern (2005)
5	Tyler Thigpen (2-4-2-3-3 = 14), Coastal Carolina (2006)
5	Brock Smith (2-2-2-2-2 = 10), Liberty (2008)
5	Kyle Essington (5-2-2-3-3 = 15), Stony Brook (2012)
5	Alex Ross (2-3-2-3-2 = 12), Coastal Carolina (2014)

### GAMES WITH 300 YARDS PASSING AND 100 YARDS RUSHING

1	Tyler Thigpen (306 P, 119 R), Coastal Carolina at Gardner-Webb (11-11-06)
1	Mike Brown (334 P, 160 R), Liberty vs. Stony Brook (11-20-10)

## GAMES WITH 200 YARDS PASSING AND 100 YARDS RUSHING

- 2 Mike Brown (272 P, 149 R), Liberty at Presbyterian (10-30-10)
- Mike Brown (334 P, 160 R), Liberty vs. Stony Brook (11-20-10)
- 2 Tyrell Maxwell (222 P, 155 R), Gardner-Webb vs. Presbyterian (10-8-16)
- Tyrell Maxwell (202 P, 122 R), Gardner-Webb vs. Kennesaw State (10-22-16)
- 1 Tyler Thigpen (306 P, 119 R), Coastal Carolina at Gardner-Webb (11-11-06)
- 1 Nick Roberts (291 P, 137 R), Gardner-Webb vs. Tennessee-Martin (9-24-05)
- 1 Aramis Hillary (245 P, 114 R), Coastal Carolina vs. VMI (10-8-11)
- 1 Alex Ross (202 P, 123 R), Coastal Carolina at Montana (12-7-13)
- 1 London Johnson (219 P, 117 R), Charleston So. vs. Savannah State (10-21-17)

## GAMES WITH 100 YARDS PASSING AND 100 YARDS RUSHING

- 11 Tyrell Maxwell (132 P, 102 R), Gardner-Webb at South Alabama (9-5-15)
- Tyrell Maxwell (105 P, 173 R), Gardner-Webb vs. Liberty (10-10-15)
- Tyrell Maxwell (102 P, 154 R), Gardner-Webb at Elon (9-3-16)
- Tyrell Maxwell (222 P, 155 R), Gardner-Webb vs. Presbyterian (10-8-16)
- Tyrell Maxwell (202 P, 122 R), Gardner-Webb vs. Kennesaw State (10-22-16)
- Tyrell Maxwell (195 P, 165 R), Gardner-Webb at Charleston Southern (11-5-16)
- Tyrell Maxwell (166 P, 100 R), Gardner-Webb vs. Monmouth (11-19-16)
- Tyrell Maxwell (139 P, 111 R), Gardner-Webb vs. Western Carolina (9-16-17)
- Tyrell Maxwell (144 P, 148 R), Gardner-Webb vs. Shorter (10-7-17)
- Tyrell Maxwell (138 P, 165 R), Gardner-Webb at N.C. Central (10-14-17)
- Tyrell Maxwell (169 P, 175 R), Gardner-Webb at Presbyterian (11-18-17)
- 4 Chandler Burks (171 P, 103 R), Kennesaw State at Furman (10-1-16)
- Chandler Burks (169 P, 119 R), Kennesaw State vs. Presbyterian (11-12-16)
- Chandler Burks (111 P, 100 R), Kennesaw State vs. North Greenville (9-30-17)
- Chandler Burks (114 P, 131 R), Kennesaw State vs. Monmouth (11-18-17)
- 2 eight players tied with

## INTERCEPTIONS THROWN

- 5 John Rock, Gardner-Webb at Stony Brook (11-13-10)
- 4 Darren Swiggett, Charleston Southern vs. Gardner-Webb (11-9-02)
- 4 Darren Swiggett, Charleston Southern at The Citadel (11-21-02)
- 4 Nick Roberts, Gardner-Webb vs. Florida International (11-15-03)
- 4 Nick Roberts, Gardner-Webb at Morgan State (9-11-04)
- 4 Collin Drafts, Charleston Southern vs. VMI (10-21-06)
- 4 Tim Webb, Presbyterian at Appalachian State (9-27-08)
- 4 Brandon Miley, Presbyterian at Gardner-Webb (10-18-08)
- 4 Brandon Miley, Presbyterian at Old Dominion (10-10-09)
- 4 Tim Webb, Presbyterian vs. Charleston Southern (11-7-09)
- 4 Michael Coulter, Stony Brook at South Florida (9-4-10)
- 4 John Rock, Gardner-Webb vs. Western Carolina (9-18-10)
- 4 Andrew Trudnowski, Charleston Southern vs. VMI (10-23-10)
- 4 Zach MacDowall, Coastal Carolina vs. Western Illinois (11-27-10)
- 4 Kyle Essington, Stony Brook at Liberty (11-10-12)
- 4 Heys McMath, Presbyterian vs. Liberty (11-1-14)
- 4 Austin Brown, Charleston Southern at Liberty (11-15-14)
- 4 Kenji Bahar, Monmouth at Northern Iowa (11-25-17)

## GAME - TEAM

### PASSING YARDS

- 452 Liberty vs. St. Francis, Pa. (9-4-10)
- 451 Gardner-Webb at VMI (10-18-14)
- 447 Liberty at Baylor (9-2-17)
- 431 Charleston Southern vs. North Greenville (10-25-03)
- 419 Charleston Southern vs. Allen (11-6-04)
- 419 Coastal Carolina at Charlotte (11-8-14)
- 416 Gardner-Webb at Charlotte (10-5-13)
- 415 Coastal Carolina vs. The Citadel (11-28-15)
- 408 Liberty at Monmouth (10-21-17)
- 407 Gardner-Webb vs. Union College (9-3-05)

### PASS COMPLETIONS

- 44 Liberty at Baylor (9-2-17)
- 38 Presbyterian at Gardner-Webb (10-18-08)
- 37 Presbyterian at Wofford (8-30-08)
- 36 Gardner-Webb at Charlotte (10-5-13)
- 35 Gardner-Webb at Furman (10-1-05)
- 35 Presbyterian at Appalachian State (9-27-08)
- 35 Liberty at Montana (9-15-12)
- 34 five times

### PASSING ATTEMPTS

- 63 Presbyterian vs. Florida Tech (9-24-16)
- 61 Presbyterian at Appalachian State (9-27-08)
- 60 Liberty at Baylor (9-2-17)
- 56 Presbyterian at Wofford (8-30-08)
- 56 Presbyterian at VMI (11-22-08)
- 55 Gardner-Webb vs. Western Carolina (9-18-10)
- 54 Charleston Southern at North Greenville (9-29-07)
- 53 five times

## PASS COMPLETION PERCENTAGE (min. 25 attempts)

- 84.6 Gardner-Webb (22-of-26) vs. Point (9-28-13)
- 84.4 Gardner-Webb (27-of-32) at Liberty (10-6-12)
- 82.8 Liberty (24-of-29) vs. James Madison (9-17-11)
- 82.8 Liberty (24-of-29) at Charleston Southern (11-23-13)
- 81.5 Coastal Carolina (22-of-27) at Gardner-Webb (11-11-06)
- 81.5 Monmouth (22-of-27) at Howard (10-8-16)
- 81.3 Liberty (26-of-32) vs. Gardner-Webb (10-6-12)
- 80.8 VMI (21-of-26) vs. Georgetown (9-27-03)
- 80.6 Liberty (29-of-36) at Lafayette (9-19-09)
- 80.0 Charleston Southern (24-of-30) vs. Allen (11-6-04)

## TOUCHDOWN PASSES

- 6 Charleston Southern vs. North Greenville (10-23-04)
- 6 Liberty vs. St. Francis, Pa. (9-4-10)
- 6 Monmouth vs. Columbia (10-11-14)
- 5 Liberty at Elon (11-9-02)
- 5 Gardner-Webb vs. Savannah State (11-16-02)
- 5 Gardner-Webb at VMI (10-18-03)
- 5 Gardner-Webb vs. Union College (9-3-05)
- 5 Charleston Southern at The Citadel (9-9-06)
- 5 Coastal Carolina vs. Savannah State (11-4-06)
- 5 Charleston Southern vs. Edward Waters (11-15-08)
- 5 Charleston Southern vs. Presbyterian (11-13-10)
- 5 Coastal Carolina vs. Charleston Southern (11-20-10)
- 5 Stony Brook vs. Charleston Southern (10-6-12)
- 5 Gardner-Webb vs. VMI (10-27-12)
- 5 Coastal Carolina at Presbyterian (11-10-12)
- 5 Gardner-Webb at Charlotte (10-5-13)
- 5 Gardner-Webb at VMI (10-18-14)
- 5 Coastal Carolina vs. Alabama A&M (10-3-15)
- 5 Coastal Carolina vs. Kennesaw State (11-14-15)
- 5 Liberty vs. Morehead State (9-9-17)
- 5 Liberty at Monmouth (10-21-17)

## AVERAGE YARDS PER COMPLETION (5-9 completions)

- 32.00 Kennesaw State (7 for 224) vs. Presbyterian (11-12-16)
- 31.71 Gardner-Webb (7 for 222) vs. Presbyterian (10-8-16)
- 29.50 Liberty (6 for 177) vs. Appalachian State (9-21-02)
- 28.40 Presbyterian (5 for 142) vs. Campbell (9-16-17)
- 26.75 Liberty (8 for 214) vs. Glenville State (9-6-08)
- 25.25 Gardner-Webb (8 for 202) vs. Kennesaw State (10-22-16)
- 25.17 VMI (6 for 151) vs. Presbyterian (11-22-08)
- 25.11 Stony Brook (9 for 226) at Sam Houston State (12-3-11)
- 24.83 VMI (6 for 149) at Norfolk State (9-9-06)
- 24.57 Stony Brook (7 for 172) vs. Pace (9-8-12)

## AVERAGE YARDS PER COMPLETION (min. 10 completions)

- 25.67 Kennesaw State (12 for 308) vs. Point (10-10-15)
- 24.09 Liberty (11 for 265) vs. Coastal Carolina (11-3-07)
- 23.73 VMI (11 for 261) vs. Charleston Southern (11-3-07)
- 23.36 Liberty (14 for 327) vs. Brevard (9-13-14)
- 22.91 Kennesaw State (11 for 252) at Samford (8-31-17)
- 22.90 VMI (10 for 229) at Coastal Carolina (10-27-07)
- 22.88 Charleston Southern (17 for 389) vs. Mars Hill (9-18-10)
- 22.40 VMI (10 for 224) vs. Presbyterian (10-13-07)
- 22.29 Kennesaw State (14 for 312) at Duquesne (9-24-16)
- 22.21 Liberty (14 for 311) vs. Presbyterian (11-11-17)

## FIRST DOWNS PASSING

- 22 Gardner-Webb at Charlotte (10-5-13)
- 21 Liberty at Monmouth (10-17-15)
- 21 Liberty at Baylor (9-2-17)
- 20 Coastal Carolina vs. Liberty (10-4-08)
- 20 Liberty vs. Coastal Carolina (10-19-13)
- 19 Gardner-Webb at Furman (10-1-05)
- 19 Gardner-Webb vs. Wofford (11-19-05)
- 19 Charleston Southern at North Greenville (9-29-07)
- 19 Presbyterian at Gardner-Webb (10-18-08)
- 19 Gardner-Webb at Stony Brook (11-1-08)
- 19 Coastal Carolina vs. Liberty (11-13-10)
- 19 VMI vs. Robert Morris (9-28-13)
- 19 Coastal Carolina at Liberty (10-19-13)
- 19 Monmouth at Lehigh (9-27-14)
- 19 Coastal Carolina at Charlotte (11-8-14)

## INTERCEPTIONS THROWN

- 5 Gardner-Webb vs. Coastal Carolina (11-11-06)
- 5 Charleston Southern at Wofford (9-8-07)
- 5 VMI at William & Mary (9-11-10)
- 5 Gardner-Webb vs. Western Carolina (9-18-10)
- 5 Gardner-Webb at Stony Brook (11-13-10)



## SEASON - INDIVIDUAL

### PASSING YARDS

3,389	Alex Ross, Coastal Carolina	2014
3,363	Stephen Calvert, Liberty	2017
3,296	Tyler Thigpen, Coastal Carolina	2006
3,093	Alex Ross, Coastal Carolina	2013
3,009	Alex Ross, Coastal Carolina	2015
2,956	Mike Brown, Liberty	2010
2,947	Josh Woodrum, Liberty	2014
2,772	Josh Woodrum, Liberty	2015
2,665	Collin Drafts, Charleston Southern	2006
2,665	Aramis Hillary, Coastal Carolina	2012

### PASS ATTEMPTS

438	Stephen Calvert, Liberty	2017
422	Alex Ross, Coastal Carolina	2014
390	Josh Woodrum, Liberty	2015
388	Lucas Beatty, Gardner-Webb	2014
377	Lucas Beatty, Gardner-Webb	2013
360	Nick Roberts, Gardner-Webb	2004
358	Alex Ross, Coastal Carolina	2013
356	Collin Drafts, Charleston Southern	2005
352	Aramis Hillary, Coastal Carolina	2012
351	Mike Brown, Liberty	2010

### PASS COMPLETIONS

271	Alex Ross, Coastal Carolina	2014
257	Stephen Calvert, Liberty	2017
242	Josh Woodrum, Liberty	2015
234	Lucas Beatty, Gardner-Webb	2014
232	Alex Ross, Coastal Carolina	2013
231	Alex Ross, Coastal Carolina	2015
229	Lucas Beatty, Gardner-Webb	2013
226	Aramis Hillary, Coastal Carolina	2012
223	Collin Drafts, Charleston Southern	2006
223	Mike Brown, Liberty	2010

### TOUCHDOWN PASSES

29	Tyler Thigpen, Coastal Carolina	2006
29	Stephen Calvert, Liberty	2017
26	Alex Ross, Coastal Carolina	2013
23	Tribble Reese, Charleston Southern	2008
23	Mike Brown, Liberty	2010
23	Kyle Essington, Stony Brook	2012
21	Collin Drafts, Charleston Southern	2004
21	Collin Drafts, Charleston Southern	2006
21	Aramis Hillary, Coastal Carolina	2012
21	Alex Ross, Coastal Carolina	2015

### INTERCEPTIONS THROWN

17	Nick Roberts, Gardner-Webb	2004
17	Devin Campbell, Gardner-Webb	2006
16	Nick Roberts, Gardner-Webb	2005
16	Brandon Miley, Presbyterian	2009
16	Zach MacDowall, Coastal Carolina	2010
15	John Rock, Gardner-Webb	2010
14	Collin Drafts, Charleston Southern	2006
13	Collin Drafts, Charleston Southern	2003
13	Eli Byrd, Charleston Southern	2007
13	Lucas Beatty, Gardner-Webb	2012
13	Lucas Beatty, Gardner-Webb	2013
13	Kenji Bahar, Monmouth	2017

### LOWEST PERCENTAGE OF INT (min. 200 attempts)

1.03	Josh Woodrum (4 on 390), Liberty	2015
1.23	Jeremy Martin (4 on 326), GWU	2002
1.36	Devin Campbell (3 on 220), GWU	2008
1.37	Stephen Calvert (6 on 438), Liberty	2017
1.44	Stan Doolittle (5 on 347), Gardner-Webb	2009
1.66	Alex Ross (7 on 422), Coastal Carolina	2014
1.70	Tyrell Maxwell (4 on 235), Gardner-Webb	2016
1.80	Brandon Hill (6 on 334), Monmouth	2014
1.97	Kyle Essington (4 on 203), Stony Brook	2011
2.02	Alex Ross (7 on 346), Coastal Carolina	2015

### COMPLETION PERCENTAGE (min. 200 attempts)

69.9	Collin Drafts, Charleston Southern	2006
68.5	Josh Woodrum, Liberty	2012
67.8	Tommy Beecher, Liberty	2009
66.8	Alex Ross, Coastal Carolina	2015
65.6	Mike Brown, Liberty	2011
65.5	Aramis Hillary, Coastal Carolina	2011
64.8	Alex Ross, Coastal Carolina	2013
64.4	Brock Smith, Liberty	2008
64.4	Lucas Beatty, Gardner-Webb	2012
64.3	Josh Woodrum, Liberty	2013

### PASSING EFFICIENCY (min. 15 pass att. per game)

171.02	Kyle Essington, Stony Brook	2012
167.42	Tyler Thigpen, Coastal Carolina	2006
162.66	Kyle Essington, Stony Brook	2011
161.79	Brock Smith, Liberty	2008
157.42	Brock Smith, Liberty	2007
156.32	Alex Ross, Coastal Carolina	2013
155.80	Alex Ross, Coastal Carolina	2015
153.57	Mike Brown, Liberty	2011
153.03	Collin Drafts, Charleston Southern	2006
150.49	Josh Woodrum, Liberty	2013

### PASSING YARDS PER GAME (min. 75% of team's games)

305.7	Stephen Calvert, Liberty	2017
274.7	Tyler Thigpen, Coastal Carolina	2006
268.7	Mike Brown, Liberty	2010
266.4	Mike Brown, Liberty	2011
253.2	Collin Drafts, Charleston Southern	2004
252.0	Josh Woodrum, Liberty	2015
250.8	Alex Ross, Coastal Carolina	2015
245.6	Josh Woodrum, Liberty	2014
242.3	Collin Drafts, Charleston Southern	2006
242.1	Alex Ross, Coastal Carolina	2014

### 400-YARD PASSING GAMES

2	Stephen Calvert, Liberty	2017
1	Collin Drafts, Charleston Southern	2004
1	Collin Drafts, Charleston Southern	2006
1	Lucas Beatty, Gardner-Webb	2014
1	Alex Ross, Coastal Carolina	2015

### 300-YARD PASSING GAMES

5	Tyler Thigpen, Coastal Carolina	2006
5	Stephen Calvert, Liberty	2017
4	Lucas Beatty, Gardner-Webb	2012
4	Josh Woodrum, Liberty	2014
3	Collin Drafts, Charleston Southern	2004
3	Devin Campbell, Gardner-Webb	2008
3	Brandon Miley, Presbyterian	2008
3	Mike Brown, Liberty	2010
3	Eric Kordenbrock, VMI	2013
3	Brandon Hill, Monmouth	2014
3	Alex Ross, Coastal Carolina	2014
3	Alex Ross, Coastal Carolina	2015

### CONSECUTIVE 300-YARD PASSING GAMES, SINGLE SEASON

3	Tyler Thigpen, Coastal Carolina	2006
3	Devin Campbell, Gardner-Webb	2008
3	Josh Woodrum, Liberty	2014
3	Brandon Hill, Monmouth	2014

### 5-TOUCHDOWN PASSING GAMES

2	Stephen Calvert, Liberty	2017
1	Jeremy Martin, Gardner-Webb	2002
1	Collin Drafts, Charleston Southern	2004
1	Collin Drafts, Charleston Southern	2006
1	Zach MacDowall, Coastal Carolina	2010
1	Kyle Essington, Stony Brook	2012
1	Aramis Hillary, Coastal Carolina	2012
1	Lucas Beatty, Gardner-Webb	2014
1	Alex Ross, Coastal Carolina	2015

### 4-TOUCHDOWN PASS GAMES

3	Tribble Reese, Charleston Southern	2008
3	Stephen Calvert, Liberty	2017
2	Nick Roberts, Gardner-Webb	2003
2	Collin Drafts, Charleston Southern	2004
2	Collin Drafts, Charleston Southern	2006
2	Tyler Thigpen, Coastal Carolina	2006
2	Alex Ross, Coastal Carolina	2015

### 3-TOUCHDOWN PASS GAMES

6	Tyler Thigpen, Coastal Carolina	2006
5	Alex Ross, Coastal Carolina	2013
5	Stephen Calvert, Liberty	2017
4	Nick Roberts, Gardner-Webb	2003
4	Nick Roberts, Gardner-Webb	2005
4	Brock Smith, Liberty	2007
4	Tribble Reese, Charleston Southern	2008
4	Mike Brown, Liberty	2010
4	Zach MacDowall, Coastal Carolina	2010
4	Kyle Essington, Stony Brook	2011
4	Kyle Essington, Stony Brook	2012

### MULTI-TOUCHDOWN PASS GAMES

9	Tyler Thigpen, Coastal Carolina	2006
9	Mike Brown, Liberty	2010
8	Brock Smith, Liberty	2008
8	Stephen Calvert, Liberty	2017
7	Collin Drafts, Charleston Southern	2005
7	Tribble Reese, Charleston Southern	2008
7	Mike Brown, Liberty	2011
7	Kyle Essington, Stony Brook	2011
7	Kyle Essington, Stony Brook	2012
7	Brandon Hill, Monmouth	2014

### MOST TOUCHDOWN PASS COMBINATIONS

16	T. Thigpen -- J. Simpson, Coastal Caro.	2006
15	K. Essington -- Kevin Norrell, SBU	2012
14	M. Brown -- C. Summers, Liberty	2010
13	N. Roberts -- W. Andrews Jr., GWU	2003
10	N. Roberts -- D. Flagler, Gardner-Webb	2005
10	C. Drafts -- M. Price, Charleston So.	2006
10	W. Richardson -- J. Simpson, CCU	2007
10	S. Calvert -- A. Gandy-Golden, Liberty	2017
10	S. Calvert -- D. King, Liberty	2017

### TOUCHDOWN PASSES BY NON-QUARTERBACK

2	Adrian Hall (WR), Liberty	2002
2	Gerald Stevenson (WR), Charleston So.	2010
2	Ricky Rhodes (RB), Gardner-Webb	2011
2	Teddy Allen (RB), Charleston Southern	2011
2	Lavon Chaney (RB), Monmouth	2014
2	Damian King (WR), Liberty	2015

## SEASON - TEAM

### PASSING EFFICIENCY

167.6	Stony Brook	2012
166.6	Coastal Carolina	2006
159.6	VMI	2008
158.9	Liberty	2008
158.1	Liberty	2007
156.7	Kennesaw State	2016
155.6	Liberty	2013
155.1	Coastal Carolina	2013
154.6	Coastal Carolina	2015
150.4	Charleston Southern	2006

### PASSING YARDS

3,473	Liberty	2014
3,470	Coastal Carolina	2014
3,429	Coastal Carolina	2006
3,409	Liberty	2017
3,380	Coastal Carolina	2013
3,191	Presbyterian	2008
3,183	Coastal Carolina	2015
3,178	Liberty	2010
3,101	Coastal Carolina	2012
2,973	Liberty	2011

### PASSING OFFENSE

309.9	Liberty	2017
288.9	Liberty	2010
285.8	Coastal Carolina	2006
270.3	Liberty	2011
265.9	Presbyterian	2008
265.2	Coastal Carolina	2015
264.9	Gardner-Webb	2005
260.3	Charleston Southern	2006
259.9	Charleston Southern	2004
259.9	Liberty	2015

## PASS ATTEMPTS

494	Presbyterian	2008
450	Liberty	2017
433	Coastal Carolina	2014
423	Gardner-Webb	2014
420	Gardner-Webb	2005
419	Charleston Southern	2003
418	Charleston Southern	2007
412	VMI	2013
407	Gardner-Webb	2013
407	Liberty	2014

## PASS COMPLETIONS

297	Presbyterian	2008
277	Coastal Carolina	2014
261	Liberty	2017
257	Gardner-Webb	2005
253	Coastal Carolina	2012
253	Coastal Carolina	2013
252	Liberty	2014
249	Liberty	2010
246	Gardner-Webb	2008
246	Liberty	2015

## COMPLETION PERCENTAGE

68.7	Charleston Southern	2006
66.1	Liberty	2012
66.0	Coastal Carolina	2015
65.7	Liberty	2013
64.6	Liberty	2011
64.2	Liberty	2008
64.0	Liberty	2010
64.0	Coastal Carolina	2014
63.7	Coastal Carolina	2013
63.3	Gardner-Webb	2012

## PASSING YARDS PER COMPLETION

23.69	VMI	2008
19.05	Kennesaw State	2015
17.69	VMI	2007
17.66	Kennesaw State	2016
16.89	Kennesaw State	2017
16.63	Stony Brook	2012
16.38	Charleston Southern	2016
16.17	Charleston Southern	2012
15.74	Stony Brook	2011
15.38	Coastal Carolina	2006

## PASS YARDS PER ATTEMPT

9.92	VMI	2008
9.71	Coastal Carolina	2006
9.70	Stony Brook	2012
9.45	Kennesaw State	2016
9.28	VMI	2007
9.26	Liberty	2008
9.12	Kennesaw State	2015
8.94	Liberty	2007
8.69	Liberty	2013
8.65	Coastal Carolina	2015

## TOUCHDOWN PASSES

30	Coastal Carolina	2006
30	Coastal Carolina	2013
29	Liberty	2017
26	Charleston Southern	2008
26	Liberty	2010
26	Coastal Carolina	2012
24	Gardner-Webb	2005
24	Monmouth	2014
24	Liberty	2014
23	Charleston Southern	2006
23	Coastal Carolina	2010
23	Stony Brook	2012

## 300-YARD PASSING GAMES

6	Liberty	2017
5	Presbyterian	2008
4	Coastal Carolina	2006
4	Gardner-Webb	2008
4	Gardner-Webb	2012
4	VMI	2013
4	Liberty	2014

## FEWEST INTERCEPTIONS THROWN

3	VMI	2006
4	Gardner-Webb	2002
4	Liberty	2015
4	Kennesaw State	2017
5	Liberty	2006
5	VMI	2008
5	Liberty	2009
5	Gardner-Webb	2009
5	Coastal Carolina	2011

## MOST INTERCEPTIONS THROWN

26	Presbyterian	2009
24	Charleston Southern	2007
21	Charleston Southern	2002
21	Gardner-Webb	2006
20	Gardner-Webb	2005
20	VMI	2010
20	Gardner-Webb	2010
18	Gardner-Webb	2004
18	Presbyterian	2008
18	Coastal Carolina	2010
18	Charleston Southern	2016
18	Liberty	2016

## PASSING FIRST DOWNS

163	Coastal Carolina	2014
153	Liberty	2017
147	Gardner-Webb	2008
145	Liberty	2014
144	Presbyterian	2008
144	Coastal Carolina	2013
140	Coastal Carolina	2006
139	Gardner-Webb	2005
139	Liberty	2010
132	Coastal Carolina	2010

# CAREER

## PASSING YARDS

10,266	Josh Woodrum, Liberty	2012-15
9,918	Alex Ross, Coastal Carolina	2012-15
9,768	Collin Drafts, Charleston Southern	2003-06
8,175	Lucas Beatty, Gardner-Webb	2011-14
7,036	Brock Smith, Liberty	2005-08
6,690	Nick Roberts, Gardner-Webb	2002-05
6,598	Tyler Thigpen, Coastal Carolina	2003-06
6,360	Zach MacDowall, Coastal Carolina	2008-10
6,142	Eric Kordenbrock, VMI	2010-13
6,072	Mike Brown, Liberty	2008-11

## PASS ATTEMPTS

1,344	Collin Drafts, Charleston Southern	2003-06
1,304	Josh Woodrum, Liberty	2012-15
1,209	Lucas Beatty, Gardner-Webb	2011-14
1,174	Alex Ross, Coastal Carolina	2012-15
1,052	Eric Kordenbrock, VMI	2010-13
1,007	Nick Roberts, Gardner-Webb	2002-05
879	Tyler Thigpen, Coastal Carolina	2003-06
832	Zach MacDowall, Coastal Carolina	2008-10
821	Stan Doolittle, Gardner-Webb	2006-09
806	Brock Smith, Liberty	2005-08

## PASS COMPLETIONS

833	Collin Drafts, Charleston Southern	2003-06
833	Josh Woodrum, Liberty	2012-15
760	Alex Ross, Coastal Carolina	2012-15
737	Lucas Beatty, Gardner-Webb	2011-14
597	Nick Roberts, Gardner-Webb	2002-05
567	Eric Kordenbrock, VMI	2010-13
506	Stan Doolittle, Gardner-Webb	2006-09
494	Zach MacDowall, Coastal Carolina	2008-10
486	Tyler Thigpen, Coastal Carolina	2003-06
484	Brock Smith, Liberty	2005-08

## TOUCHDOWN PASSES

73	Collin Drafts, Charleston Southern	2003-06
72	Alex Ross, Coastal Carolina	2012-15
61	Josh Woodrum, Liberty	2012-15
53	Tyler Thigpen, Coastal Carolina	2003-06
50	Brock Smith, Liberty	2005-08
48	Nick Roberts, Gardner-Webb	2002-05
45	Zach MacDowall, Coastal Carolina	2008-10
45	Mike Brown, Liberty	2008-11
44	Stephen Calvert, Liberty	2016-17
43	Kyle Essington, Stony Brook	2010-12

## INTERCEPTIONS THROWN

45	Nick Roberts, Gardner-Webb	2002-05
44	Collin Drafts, Charleston Southern	2003-06
41	Lucas Beatty, Gardner-Webb	2011-14
36	Brandon Miley, Presbyterian	2008-11
33	Zach MacDowall, Coastal Carolina	2008-10
30	Eric Kordenbrock, VMI	2010-13
30	Josh Woodrum, Liberty	2012-15
29	Devin Campbell, Gardner-Webb	2005-08
28	Tyrell Maxwell, Gardner-Webb	2014-17
25	Tyler Thigpen, Coastal Carolina	2003-06

## LOWEST PERCENTAGE OF INT (300-699 attempts)

1.23	Jeremy Martin (4 on 326), Gardner-Webb	2002
1.80	Brandon Hill (6 on 334), Monmouth	2014
2.49	Aramis Hillary (15 on 603), CCU	2010-12
2.66	Cody Williams (13 on 489), Monmouth	2015-16
2.91	Kyle Essington (12 on 412), Stony Brook	2010-12
3.18	Kaleb Griffin (12 on 377), Presbyterian	2012-15
3.35	Malcolm Dixon (13 on 388), CSU	2010-13
3.40	Chandler Browning (11 on 324), GWU	2010-13
3.69	Ryan Singer (12 on 325), Presbyterian	2010-11
3.74	A.J. Toscano (17 on 454), CSU	2008-10

## LOWEST PERCENTAGE OF INT (min. 700 attempts)

2.04	Alex Ross (24 on 1174), Coastal Carolina	2012-15
2.14	Stephen Calvert (15 on 700), Liberty	2016-17
2.30	Josh Woodrum (30 on 1304), Liberty	2012-15
2.68	Stan Doolittle (22 on 821), GWU	2006-09
2.77	Jonathan Wilson (20 on 721), VMI	2003-06
2.84	Tyler Thigpen (25 on 879), CCU	2003-06
2.85	Brock Smith (23 on 806), Liberty	2005-08
2.85	Eric Kordenbrock (30 on 1052), VMI	2010-13
2.91	Mike Brown (21 on 722), Liberty	2008-11
3.27	Collin Drafts (44 on 1344), CSU	2003-06

## COMPLETION PERCENTAGE (300-499 attempts)

61.0	Tribble Reese (189-310), Charleston So.	2008
<b>60.8</b>	<b>KENJI BAHAR (302-497), Monmouth</b>	<b>2016-</b>
60.5	Kaleb Griffin (228-377), Presbyterian	2012-15
60.2	Brandon Hill (201-334), Monmouth	2014
59.3	Tim Webb (210-354), Presbyterian	2008-09
59.2	Jeremy Martin (193-326), Gardner-Webb	2002
59.0	A.J. Toscano (268-454), CSU	2008-10
58.9	Cody Williams (288-489), Monmouth	2015-16
57.8	Heys McMath (215-372), Presbyterian	2013-14
56.8	Kyle Essington (234-412), Stony Brook	2010-12

## COMPLETION PERCENTAGE (min. 500 attempts)

65.0	Mike Brown (469-722), Liberty	2008-11
64.7	Alex Ross (760-1174), Coastal Carolina	2012-15
64.2	Aramis Hillary (387-603), CCU	2010-12
63.9	Josh Woodrum (833-1304), Liberty	2012-15
62.0	Collin Drafts (833-1344), CSU	2003-06
61.6	Stan Doolittle (506-821), GWU	2006-09
61.0	Lucas Beatty (737-1209), GWU	2011-14
60.0	Brock Smith (484-806), Liberty	2005-08
59.4	Zach MacDowall (494-832), CCU	2008-10
59.3	Nick Roberts (597-1007), GWU	2002-05

## PASSING EFF. (min. 20 games, 15 pass att. per game)

151.87	Alex Ross, Coastal Carolina	2012-15
150.34	Mike Brown, Liberty	2008-11
148.14	Brock Smith, Liberty	2005-08
142.24	Aramis Hillary, Coastal Carolina	2010-12
140.83	Josh Woodrum, Liberty	2012-15
138.12	Stephen Calvert, Liberty	2016-17
134.43	Collin Drafts, Charleston Southern	2003-06
133.47	Zach MacDowall, Coastal Carolina	2008-10
132.56	Tyler Thigpen, Coastal Carolina	2003-06
131.16	Devin Campbell, Gardner-Webb	2005-08

## PASSING YARDS PER GAME (min. 20 games)

240.6	Stephen Calvert, Liberty	2016-17
223.2	Josh Woodrum, Liberty	2012-15
222.0	Collin Drafts, Charleston Southern	2003-06
211.0	Alex Ross, Coastal Carolina	2012-15
187.1	Zach MacDowall, Coastal Carolina	2008-10
185.8	Lucas Beatty, Gardner-Webb	2011-14
175.9	Brock Smith, Liberty	2005-08
167.3	Nick Roberts, Gardner-Webb	2002-05
165.1	Devin Campbell, Gardner-Webb	2005-08
162.4	Aramis Hillary, Coastal Carolina	2010-12

## 3,000 PASSING YARD SEASONS

3	Alex Ross, Coastal Carolina	2012-15
1	Tyler Thigpen, Coastal Carolina	2003-06
1	Stephen Calvert, Liberty	2016-17

## 400-YARD PASSING GAMES

2	Collin Drafts, Charleston Southern	2003-06
2	Stephen Calvert, Liberty	2016-17
1	Lucas Beatty, Gardner-Webb	2011-14
1	Alex Ross, Coastal Carolina	2012-15

## 300-YARD PASSING GAMES

9	Josh Woodrum, Liberty	2012-15
7	Lucas Beatty, Gardner-Webb	2011-14
7	Alex Ross, Coastal Carolina	2012-15
7	Stephen Calvert, Liberty	2016-17
6	Collin Drafts, Charleston Southern	2003-06
5	Tyler Thigpen, Coastal Carolina	2003-06
5	Zach MacDowall, Coastal Carolina	2008-10
5	Mike Brown, Liberty	2008-11
4	Eric Kordenbrock, VMI	2010-13
3	Devin Campbell, Gardner-Webb	2005-08
3	Brandon Miley, Presbyterian	2008-11
3	Brandon Hill, Monmouth	2014

## 20-TOUCHDOWN PASS SEASONS

3	Collin Drafts, Charleston So. (2004-05-06)
3	Alex Ross, Coastal Carolina (2013-14-15)
2	Kyle Essington, Stony Brook (2011-12)
1	Nick Roberts, Gardner-Webb (2003)
1	Tyler Thigpen, Coastal Carolina (2006)
1	Tribble Reese, Charleston Southern (2008)
1	Mike Brown, Liberty (2010)
1	Zach MacDowall, Coastal Carolina (2010)
1	Aramis Hillary, Coastal Carolina (2012)
1	Stephen Calvert, Liberty (2017)

## TOUCHDOWN PASSES BY NON-QUARTERBACKS

3	Adrian Hall (WR), Liberty	2002-03
3	Lavon Chaney (RB), Monmouth	2014-16
2	Derrick Overholt (WR), Presbyterian	2008-11
2	Ricky Rhodes (RB), Gardner-Webb	2008-11
2	Gerald Stevenson (WR), CSU	2007-10
2	Teddy Allen (RB), Charleston Southern	2010-13
2	Damian King (WR), Liberty	2015-17

## 5-TOUCHDOWN PASSING GAMES

2	Collin Drafts, Charleston Southern	2003-06
2	Stephen Calvert, Liberty	2016-17
1	Jeremy Martin, Gardner-Webb	2002
1	Zach MacDowall, Coastal Carolina	2008-10
1	Kyle Essington, Stony Brook	2010-12
1	Aramis Hillary, Coastal Carolina	2010-12
1	Lucas Beatty, Gardner-Webb	2011-14
1	Alex Ross, Coastal Carolina	2012-15

## 4-TOUCHDOWN PASS GAMES

6	Collin Drafts, Charleston Southern	2003-06
4	Stephen Calvert, Liberty	2016-17
3	Nick Roberts, Gardner-Webb	2002-05
3	Tribble Reese, Charleston Southern	2008
3	Lucas Beatty, Gardner-Webb	2011-14
3	Alex Ross, Coastal Carolina	2012-15
2	Tyler Thigpen, Coastal Carolina	2003-06
2	A.J. Toscano, Charleston Southern	2008-10
2	Kyle Essington, Stony Brook	2010-12
2	Josh Woodrum, Liberty	2012-15

## 3-TOUCHDOWN PASS GAMES

12	Alex Ross, Coastal Carolina	2012-15
9	Nick Roberts, Gardner-Webb	2002-05
9	Collin Drafts, Charleston Southern	2003-06
8	Tyler Thigpen, Coastal Carolina	2003-06
8	Kyle Essington, Stony Brook	2010-12
8	Josh Woodrum, Liberty	2012-15
8	Stephen Calvert, Liberty	2016-17
7	Brock Smith, Liberty	2005-08
7	Zach MacDowall, Coastal Carolina	2008-10
6	Aramis Hillary, Coastal Carolina	2010-12



**COLLIN DRAFTS**



**TYLER THIGPEN**



## GAME - INDIVIDUAL

### TOTAL OFFENSE

- 494 Mike Brown, Liberty vs. Stony Brook (11-20-10)
- 454 Alex Ross, Coastal Carolina vs. The Citadel (11-28-15)
- 452 Collin Drafts, Charleston Southern vs. Gardner-Webb (11-4-06)
- 447 Stephen Calvert, Liberty at Baylor (9-2-17)
- 428 Nick Roberts, Gardner-Webb vs. Tennessee-Martin (9-24-05)
- 426 Alex Ross, Coastal Carolina vs. Elon (9-27-14)
- 426 Lucas Beatty, Gardner-Webb at VMI (10-18-14)
- 426 Alex Ross, Coastal Carolina at Charlotte (11-8-14)
- 425 Tyler Thigpen, Coastal Carolina at Gardner-Webb (11-11-06)
- 425 Stephen Calvert, Liberty at Monmouth (10-21-17)

### MOST OFFENSIVE PLAYS

- 75 Brandon Miley (56 P, 19 R), Presbyterian at VMI (11-22-08)
- 68 Sidney Bryant (48 P, 20 R), Charleston Southern vs. Presbyterian (11-10-07)
- 67 Richard Mounce (39 P, 28 R), Charleston Southern at Gardner-Webb (10-29-11)
- 67 Lucas Beatty (53 P, 14 R), Gardner-Webb at Monmouth (11-22-14)
- 66 Stephen Calvert (60 P, 6 R), Liberty at Baylor (9-2-17)
- 64 Darren Swiggett (50 P, 14 R), Charleston Southern at The Citadel (11-21-02)
- 63 Collin Drafts (39 P, 24 R), Charleston Southern vs. Tusculum (9-27-03)
- 63 Stan Doolittle (51 P, 12 R), Gardner-Webb at VMI (10-3-09)
- 62 Tim Webb (56 P, 6 R), Presbyterian at Wofford (8-30-08)
- 62 Collin Drafts (43 P, 19 R), Charleston Southern at Presbyterian (9-11-04)
- 62 Tyrell Maxwell (38 P, 24 R), Gardner-Webb vs. Monmouth (11-21-15)

### MOST CONSECUTIVE 300-YARD TOTAL OFFENSE GAMES

- 4 Collin Drafts, Charleston Southern (Sept. 9, 2006 – Oct. 7, 2006)
- 4 Alex Ross, Coastal Carolina (Oct. 25, 2014 – Nov. 15, 2014)
- 3 Tyler Thigpen, Coastal Carolina (Sept. 2, 2006 – Sept. 16, 2006)
- 3 Tyler Thigpen, Coastal Carolina (Sept. 30, 2006 – Oct. 14, 2006)
- 3 Tyler Thigpen, Coastal Carolina (Nov. 11, 2006 – Nov. 25, 2006)
- 3 Devin Campbell, Gardner-Webb (Oct. 25, 2008 – Nov. 8, 2008)
- 3 Mike Brown, Liberty (Sept. 4, 2010 – Sept. 18, 2010)
- 3 Mike Brown, Liberty (Nov. 13, 2010 – Sept. 3, 2011)

### MOST CONSECUTIVE 350-YARD TOTAL OFFENSE GAMES

- 3 Tyler Thigpen, Coastal Carolina (Nov. 11, 2006 – Nov. 25, 2006)
- 3 Devin Campbell, Gardner-Webb (Oct. 25, 2008 – Nov. 8, 2008)
- 2 Mike Brown, Liberty (Sept. 4, 2010 – Sept. 11, 2010)
- 2 Josh Woodrum, Liberty (Sept. 13, 2014 – Sept. 20, 2014)
- 2 Lucas Beatty, Gardner-Webb (Oct. 4, 2014 – Oct. 18, 2014)
- 2 Alex Ross, Coastal Carolina (Nov. 1, 2014 – Nov. 8, 2014)

## GAME - TEAM

### TOTAL OFFENSE

- 699 Kennesaw State (391 R, 308 P) vs. Point (10-10-15)
- 695 Charleston Southern (397 R, 298 P) vs. West Virginia Wesleyan (10-15-05)
- 693 Stony Brook (521 R, 172 P) vs. Pace (9-8-12)
- 692 Liberty (429 R, 263 P) at Presbyterian (10-13-12)
- 690 Coastal Carolina (271 R, 40 P) at VMI (10-22-05)
- 681 Liberty (331 R, 350 P) vs. Monmouth (10-22-16)
- 679 Stony Brook (404 R, 275 P) vs. St. Anselm (10-15-11)
- 678 Presbyterian (523 R, 155 P) vs. Bluefield (9-6-14)
- 668 Stony Brook (635 R, 33 P) at Iona (11-8-08)
- 659 VMI (517 R, 142 P) vs. Chowan (9-20-08)

### TOTAL OFFENSIVE PLAYS

- 103 Liberty (43 R, 60 P) at Baylor (9-2-17)
- 100 Liberty (54 R, 46 P) vs. Duquesne (11-4-17)
- 99 Gardner-Webb (59 R, 40 P) at VMI (10-22-05)
- 98 Gardner-Webb (45 R, 53 P) at Charlotte (10-5-13)
- 95 VMI (70 R, 25 P) vs. Gardner-Webb (10-20-07)
- 95 Coastal Carolina (54 R, 41 P) vs. Richmond (12-6-14)
- 95 Gardner-Webb (63 R, 32 P) vs. Elon (9-12-15)
- 94 Gardner-Webb (39 R, 55 P) vs. Western Carolina (9-18-10)
- 93 Presbyterian (37 R, 56 P) at VMI (11-22-08)
- 93 Coastal Carolina (51 R, 42 P) at Charlotte (11-8-14)

### FIRST DOWNS

- 39 Gardner-Webb vs. Belhaven (9-10-05)
- 36 Coastal Carolina at Charlotte (11-8-14)
- 35 Gardner-Webb at Charlotte (10-5-13)
- 34 Coastal Carolina vs. Hampton (9-21-13)
- 33 Coastal Carolina at Elon (9-28-13)
- 33 Monmouth vs. Columbia (10-11-14)
- 32 eight times

### TOTAL OFFENSE YARDS PER PLAY

- 16.03 Liberty (39 for 625) vs. Brevard (9-13-14)
- 10.66 Stony Brook (65 for 693) vs. Pace (9-8-12)
- 10.45 VMI (62 for 648) vs. Presbyterian (11-22-08)
- 10.31 Presbyterian (49 for 505) vs. Point (10-26-13)
- 10.13 Stony Brook (67 for 679) vs. St. Anselm (10-15-11)
- 9.91 Coastal Carolina (56 for 555) at VMI (10-14-06)
- 9.69 Stony Brook (62 for 601) at Presbyterian (10-27-12)
- 9.69 Presbyterian (70 for 678) vs. Bluefield (9-6-14)
- 9.65 Charleston Southern (72 for 695) vs. West Virginia Wesleyan (10-15-05)
- 9.55 VMI (69 for 659) vs. Chowan (9-20-08)

### MOST COMBINED TOTAL OFFENSE

- 1,212 Coastal Carolina (540) at Old Dominion (672), 12-1-12
- 1,190 Charleston Southern (617) at Charlotte (573), 9-27-14
- 1,169 Liberty (615) vs. Coastal Carolina (554), 10-19-13
- 1,164 Charleston Southern (695) vs. West Virginia Wesleyan (469), 10-15-05
- 1,158 Liberty (681) vs. Monmouth (477), 10-22-16
- 1,145 Monmouth (515) at Holy Cross (630), 10-7-17
- 1,143 Coastal Carolina (596) at Gardner-Webb (547), 11-3-12
- 1,138 VMI (648) vs. Presbyterian (490), 11-22-08
- 1,138 Liberty (501) at Appalachian State (637), 10-11-14
- 1,137 Monmouth (608) vs. Liberty (529), 10-21-17

### MOST COMBINED TOTAL OFFENSE, BIG SOUTH GAME

- 1,169 Liberty (615) vs. Coastal Carolina (554), 10-19-13
- 1,158 Liberty (681) vs. Monmouth (477), 10-22-16
- 1,143 Coastal Carolina (596) at Gardner-Webb (547), 11-3-12
- 1,137 Monmouth (608) vs. Liberty (529), 10-21-17
- 1,080 Liberty (628) vs. Presbyterian (452), 11-11-17
- 1,075 VMI (540) at Presbyterian (535), 10-19-13
- 1,065 Coastal Carolina (534) vs. Liberty (531), 10-4-08
- 1,060 Gardner-Webb (533) at VMI (527), 10-22-05
- 1,024 VMI (531) vs. Charleston Southern (493), 11-3-07
- 1,015 Presbyterian (530) vs. Charleston Southern (485), 11-7-09

### MOST COMBINED TOTAL PLAYS

- 187 Gardner-Webb (98) at Charlotte (89), 10-5-13
- 183 Gardner-Webb (99) at VMI (84), 10-22-05 (three overtimes)
- 173 Gardner-Webb (77) vs. Southeastern Louisiana (96), 11-20-04
- 169 Charleston Southern (90) at North Greenville (79), 9-29-07
- 169 Coastal Carolina (85) vs. Charlotte (84), 11-2-13
- 168 Gardner-Webb (95) vs. Elon (73), 9-12-15 (three overtimes)
- 167 Coastal Carolina (87) at Towson (80), 9-11-10 (five overtimes)
- 167 Liberty (74) at North Carolina (93), 8-30-14
- 167 Coastal Carolina (95) vs. Richmond (72), 12-6-14
- 167 Liberty (103) at Baylor (64), 9-2-17

### LOWEST COMBINED TOTAL OFFENSE

- 373 Gardner-Webb (149) at Wofford (224), 9-26-15
- 380 Liberty (323) vs. St. Paul's (57), 8-31-06
- 399 Charleston Southern (195) at Presbyterian (204), 10-14-17
- 406 Stony Brook (147) at Brown (259), 9-20-08
- 406 Presbyterian (192) vs. Furman (214), 9-13-14
- 411 Gardner-Webb (330) vs. Virginia-Lynchburg (81), 9-13-14 (three quarters)
- 417 Charleston Southern (275) at Presbyterian (142), 10-17-15
- 426 Gardner-Webb (227) at Georgia Tech (199), 10-11-08
- 428 Gardner-Webb (279) vs. Wofford (149), 9-21-13
- 436 Coastal Carolina (177) at Stony Brook (259), 10-24-09

### LOWEST COMBINED TOTAL OFFENSE, BIG SOUTH GAME

- 399 Charleston Southern (195) at Presbyterian (204), 10-14-17
- 417 Charleston Southern (275) at Presbyterian (142), 10-17-15
- 436 Coastal Carolina (177) at Stony Brook (259), 10-24-09
- 442 Coastal Carolina (196) vs. Presbyterian (246), 11-5-11
- 444 Charleston Southern (199) vs. Liberty (245), 11-1-03
- 449 Charleston Southern (203) at Gardner-Webb (246), 11-16-13
- 475 Presbyterian (195) vs. Gardner-Webb (280), 10-31-15
- 484 Gardner-Webb (188) vs. Charleston Southern (296), 11-4-17
- 485 Monmouth (239) at Gardner-Webb (246), 11-21-15
- 488 Gardner-Webb (237) vs. Charleston Southern (251), 10-29-11

### LOWEST COMBINED OFFENSIVE PLAYS

- 96 Edward Waters (54) vs. Edward Waters (42), 9-12-15 (10 minute quarters 2nd half)
- 98 Gardner-Webb (53) vs. Virginia-Lynchburg (45), 9-13-14 (three quarters)
- 104 Liberty (64) vs. St. Paul's (40), 8-31-06
- 106 Charleston Southern (46) at Alabama (60), 11-21-15
- 107 Charleston Southern (65) vs. Edward Waters (42), 10-27-12
- 107 Presbyterian (43) vs. Charleston Southern (64), 10-22-16

### LOWEST COMBINED OFFENSIVE PLAYS, BIG SOUTH GAME

- 107 Presbyterian (43) vs. Charleston Southern (64), 10-22-16

## SEASON - TEAM

### TOTAL OFFENSE

7,162	Coastal Carolina	2013
6,487	Coastal Carolina	2014
6,092	Kennesaw State	2017
5,757	Liberty	2014
5,741	Stony Brook	2011
5,691	Coastal Carolina	2012
5,678	Stony Brook	2012
5,617	Coastal Carolina	2006
5,459	Coastal Carolina	2015
5,360	Liberty	2008

### TOTAL OFFENSE YARDS PER GAME

479.5	Kennesaw State	2016
477.5	Coastal Carolina	2013
468.1	Coastal Carolina	2006
463.4	Coastal Carolina	2014
459.9	Liberty	2010
454.9	Coastal Carolina	2015
449.2	Liberty	2017
446.7	Liberty	2008
441.6	Stony Brook	2011
441.0	Gardner-Webb	2005

### TOTAL OFFENSE YARDS PER PLAY

7.1	Coastal Carolina	2006
7.1	Stony Brook	2012
6.8	Liberty	2006
6.8	VMI	2008
6.8	Liberty	2008
6.8	Coastal Carolina	2013
6.7	Stony Brook	2011
6.7	Coastal Carolina	2015
6.7	Kennesaw State	2016
6.7	Charleston Southern	2016

### TOTAL OFFENSIVE PLAYS

1,054	Coastal Carolina	2013
1,014	Coastal Carolina	2014
992	Kennesaw State	2017
930	Liberty	2014
928	Coastal Carolina	2012
901	Charleston Southern	2013
899	Gardner-Webb	2013
870	Gardner-Webb	2005
864	Gardner-Webb	2003
860	Stony Brook	2011

### MOST 500-YARD TOTAL OFFENSE GAMES

7	Coastal Carolina	2013
6	Kennesaw State	2016
5	Gardner-Webb	2005
5	Liberty	2017
4	VMI	2007
4	Liberty	2010
4	Monmouth	2014
4	Charleston Southern	2016

### MOST 600-YARD TOTAL OFFENSE GAMES

4	Coastal Carolina	2013
2	Stony Brook	2008
2	VMI	2008
2	Stony Brook	2012

### CONSECUTIVE GAMES WITH 400 TOTAL OFFENSE YDS

9	Liberty (Sept. 27, 2008 – Nov. 22, 2008)
9	Kennesaw State (Sept. 10, 2016 – Nov. 12, 2016)
8	Stony Brook (Oct. 8, 2011 – Nov. 26, 2011)
7	Liberty (Oct. 20, 2007 – Sept. 6, 2008)
7	Coastal Carolina (Sept. 27, 2014 – Nov. 15, 2014)

### CONSECUTIVE GAMES WITH 500 TOTAL OFFENSE YDS

4	Kennesaw State (Oct. 22, 2016 – Nov. 12, 2016)
3	six times

### CONSECUTIVE GAMES WITH 600 TOTAL OFFENSE YDS

2	Stony Brook (Nov. 8, 2008 – Nov. 15, 2008)
---	--

## SEASON - INDIVIDUAL

### TOTAL OFFENSE

4,080	Alex Ross, Coastal Carolina	2014
3,952	Tyler Thigpen, Coastal Carolina	2006
3,810	Mike Brown, Liberty	2010
3,633	Alex Ross, Coastal Carolina	2013
3,339	Stephen Calvert, Liberty	2017
3,232	Aramis Hillary, Coastal Carolina	2012
3,218	Alex Ross, Coastal Carolina	2015
3,201	Josh Woodrum, Liberty	2014
3,178	Collin Drafts, Charleston Southern	2006
3,101	Mike Brown, Liberty	2011

### TOTAL OFFENSE PER GAME (min. 75% of team's games)

346.4	Mike Brown, Liberty	2010
329.3	Tyler Thigpen, Coastal Carolina	2006
310.1	Mike Brown, Liberty	2011
303.5	Stephen Calvert, Liberty	2017
291.4	Alex Ross, Coastal Carolina	2014
288.9	Collin Drafts, Charleston Southern	2006
269.3	Aramis Hillary, Coastal Carolina	2012
268.2	Alex Ross, Coastal Carolina	2015
266.8	Josh Woodrum, Liberty	2014
265.2	Collin Drafts, Charleston Southern	2004

### TOTAL OFFENSIVE PLAYS

576	Alex Ross, Coastal Carolina	2014
511	Mike Brown, Liberty	2010
494	Lucas Beatty, Gardner-Webb	2014
492	Collin Drafts, Charleston Southern	2003
482	Aramis Hillary, Coastal Carolina	2012
478	Collin Drafts, Charleston Southern	2005
477	Alex Ross, Coastal Carolina	2013
475	Nick Roberts, Gardner-Webb	2003
473	Stephen Calvert, Liberty	2017
469	Nick Roberts, Gardner-Webb	2004

### 400-YARD TOTAL OFFENSE GAMES

3	Mike Brown, Liberty	2010
2	Devin Campbell, Gardner-Webb	2008
2	Alex Ross, Coastal Carolina	2014
2	Stephen Calvert, Liberty	2017

### 300-YARD TOTAL OFFENSE GAMES

9	Tyler Thigpen, Coastal Carolina	2006
7	Mike Brown, Liberty	2010
7	Mike Brown, Liberty	2011
7	Alex Ross, Coastal Carolina	2014
6	Collin Drafts, Charleston Southern	2006
5	Aramis Hillary, Coastal Carolina	2012
5	Stephen Calvert, Liberty	2017
4	Zach MacDowall, Coastal Carolina	2010
4	Alex Ross, Coastal Carolina	2015
3	Nick Roberts, Gardner-Webb	2004
3	Collin Drafts, Charleston Southern	2004
3	Devin Campbell, Gardner-Webb	2008
3	Eric Kordenbrock, VMI	2013
3	Alex Ross, Coastal Carolina	2013
3	Josh Woodrum, Liberty	2014
3	Tyrell Maxwell, Gardner-Webb	2016

### CONSECUTIVE 300-YARD TOTAL OFFENSE GAMES, SINGLE SEASON

4	Collin Drafts, Charleston Southern (2006)
4	Alex Ross, Coastal Carolina (2014)
3	Tyler Thigpen, Coastal Carolina (2006)
3	Tyler Thigpen, Coastal Carolina (2006)
3	Tyler Thigpen, Coastal Carolina (2006)
3	Devin Campbell, Gardner-Webb (2008)
3	Mike Brown, Liberty (2010)

## CAREER

### TOTAL OFFENSE

11,482	Alex Ross, Coastal Carolina	2012-15
10,690	Josh Woodrum, Liberty	2012-15
10,571	Collin Drafts, Charleston Southern	2003-06
8,236	Tyler Thigpen, Coastal Carolina	2003-06
7,947	Mike Brown, Liberty	2008-11
7,897	Lucas Beatty, Gardner-Webb	2011-14
7,872	Nick Roberts, Gardner-Webb	2002-05
7,189	Brock Smith, Liberty	2005-08
7,139	Zach MacDowall, Coastal Carolina	2008-10
7,004	Tyrell Maxwell, Gardner-Webb	2014-17

### TOTAL OFFENSE PER GAME (min. 20 games)

244.3	Alex Ross, Coastal Carolina	2012-15
240.3	Collin Drafts, Charleston Southern	2003-06
232.6	Stephen Calvert, Liberty	2016-17
232.4	Josh Woodrum, Liberty	2012-15
210.0	Zach MacDowall, Coastal Carolina	2008-10
200.9	Tyler Thigpen, Coastal Carolina	2003-06
196.8	Nick Roberts, Gardner-Webb	2002-05
193.0	Aramis Hillary, Coastal Carolina	2010-12
180.6	Mike Brown, Liberty	2008-11
179.5	Lucas Beatty, Gardner-Webb	2011-14

### TOTAL OFFENSIVE PLAYS

1,848	Collin Drafts, Charleston Southern	2003-06
1,565	Alex Ross, Coastal Carolina	2012-15
1,532	Josh Woodrum, Liberty	2012-15
1,454	Lucas Beatty, Gardner-Webb	2011-14
1,361	Nick Roberts, Gardner-Webb	2002-05
1,333	Tyrell Maxwell, Gardner-Webb	2014-17
1,224	Tyler Thigpen, Coastal Carolina	2003-06
1,138	Eric Kordenbrock, VMI	2010-13
1,104	Mike Brown, Liberty	2008-11
1,085	Zach MacDowall, Coastal Carolina	2008-10

### AVERAGE YARDS PER PLAY (400-599 plays)

8.37	Kyle Essington, Stony Brook	2010-12
6.47	De'Angelo Henderson, Coastal Carolina	2013-15
6.37	A.J. Toscano, Charleston Southern	2008-10
6.15	Tim Maypray, VMI	2006-09
6.08	Dre Barnes, Liberty	2002-04

### AVERAGE YARDS PER PLAY (600-999 plays)

7.81	Brock Smith, Liberty	2005-08
6.80	Miguel Maysonet, Stony Brook	2010-12
6.58	Aramis Hillary, Coastal Carolina	2010-12
6.54	Michael Coulter, Stony Brook	2009-11
6.54	Stephen Calvert, Liberty	2016-17

### AVERAGE YARDS PER PLAY (min. 1,000 plays)

7.34	Alex Ross, Coastal Carolina	2012-15
7.20	Mike Brown, Liberty	2008-11
6.98	Josh Woodrum, Liberty	2012-15
6.73	Tyler Thigpen, Coastal Carolina	2003-06
6.57	Zach MacDowall, Coastal Carolina	2008-10

### 400-YARD TOTAL OFFENSE GAMES

4	Alex Ross, Coastal Carolina	2012-15
3	Mike Brown, Liberty	2008-11
2	Devin Campbell, Gardner-Webb	2005-08
2	Stephen Calvert, Liberty	2016-17

### 300-YARD TOTAL OFFENSE GAMES

16	Alex Ross, Coastal Carolina	2012-15
15	Mike Brown, Liberty	2008-11
11	Collin Drafts, Charleston Southern	2003-06
10	Tyler Thigpen, Coastal Carolina	2003-06
8	Josh Woodrum, Liberty	2012-15
7	Zach MacDowall, Coastal Carolina	2008-10
7	Stephen Calvert, Liberty	2016-17
6	Nick Roberts, Gardner-Webb	2002-05
6	Aramis Hillary, Coastal Carolina	2010-12
5	Lucas Beatty, Gardner-Webb	2011-14
5	Tyrell Maxwell, Gardner-Webb	2014-17

## GAME - INDIVIDUAL

### RECEPTIONS

- 16 Pat Kelly, Liberty at Coastal Carolina (10-27-12)
- 15 Chris Summers, Liberty at Lafayette (9-24-11)
- 14 Duvaughn Flagler, Gardner-Webb vs. Wofford (11-19-05)
- 14 Chris Summers, Liberty at Lafayette (9-19-09)
- 14 Pat Kelly, Liberty at Montana (9-15-12)
- 13 Eddie Gadson, Charleston Southern at Presbyterian (9-11-04)
- 13 Maurice Price, Charleston Southern vs. Liberty (11-12-05)
- 13 Maurice Price, Charleston Southern at Liberty (11-11-06)
- 13 Dee Brown, Charleston Southern at Wofford (9-8-07)
- 13 Darrin Peterson, Liberty at Monmouth (10-17-15)
- 13 Antonio Gandy-Golden, Liberty at Baylor (9-2-17)

### RECEIVING YARDS

- 251 Kenny Cook, Gardner-Webb at VMI (10-18-14)
- 240 Chris Summers, Liberty at Stony Brook (11-19-11)
- 235 Pat Kelly, Liberty vs. Stony Brook (11-20-10)
- 232 Nathan Perera, Charleston Southern vs. Stony Brook (11-5-11)
- 214 Kevin Norrell, Stony Brook vs. Charleston Southern (10-6-12)
- 210 Duvaughn Flagler, Gardner-Webb vs. Wofford (11-19-05)
- 210 Darren Ambush, Monmouth at Liberty (10-22-16)
- 209 Tim Maypray, VMI vs. Charleston Southern (11-3-07)
- 207 Jerome Simpson, Coastal Carolina at Georgia Southern (9-16-06)
- 205 Chris Summers, Liberty at Lafayette (9-24-11)

### TOUCHDOWN RECEPTIONS

- 4 Maurice Price, Charleston Southern vs. Savannah State (10-22-05)
- 3 William Andrews Jr., Gardner-Webb at VMI (10-18-03)
- 3 Jerome Simpson, Coastal Carolina vs. Charleston (WV) (10-9-04)
- 3 Duvaughn Flagler, Gardner-Webb vs. Wofford (11-19-05)
- 3 Gerald Stevenson, Charleston Southern at Stony Brook (10-18-08)
- 3 Dwayne Eley, Stony Brook at Coastal Carolina (10-25-08)
- 3 Chris Summers, Liberty vs. Savannah State (10-2-10)
- 3 Chris Summers, Liberty at VMI (10-16-10)
- 3 Matt Hazel, Coastal Carolina vs. Liberty (11-13-10)
- 3 Jordan Gush, Stony Brook vs. Charleston Southern (10-6-12)
- 3 Kevin Norrell, Stony Brook at Presbyterian (10-27-12)
- 3 Kevin Norrell, Stony Brook vs. VMI (11-3-12)
- 3 Darrin Peterson, Liberty vs. Richmond (10-4-14)
- 3 Darrin Peterson, Liberty vs. Charleston Southern (11-15-14)
- 3 Darrin Peterson, Liberty vs. Kennesaw State (10-24-15)
- 3 B.J. Farrow, Liberty vs. Morehead State (9-9-17)

### MOST CONSECUTIVE GAMES WITH A RECEIVING TOUCHDOWN

- 9 Jerome Simpson, Coastal Carolina (9-30-06 to 9-1-07)
- 6 Duvaughn Flagler, Gardner-Webb (9-29-07 to 11-3-07)
- 5 Tim Maypray, VMI (9-29-07 to 11-10-07)
- 5 Matt Hazel, Coastal Carolina (11-12-11 to 9-15-12)
- 5 Kevin Norrell, Stony Brook (10-6-12 to 11-3-12)
- 5 Samuel Patterson, VMI (10-12-13 to 11-9-13)
- 4 Duvaughn Flagler, Gardner-Webb (11-12-05 to 9-9-06)
- 4 Dee Brown, Charleston Southern (9-22-07 to 10-20-07)
- 4 Jerome Simpson, Coastal Carolina (10-27-07 to 11-17-07)
- 4 Dobson Collins, Gardner-Webb (10-18-08 to 11-8-08)
- 4 Matt Brevi, Stony Brook (11-12-11 to 12-3-11)
- 4 Darrin Peterson, Liberty (11-1-14 to 11-22-14)
- 4 Justin Sumpter, Kennesaw State (9-3-16 to 10-1-16)
- 4 Dante Shells, Liberty (9-10-16 to 10-1-16)
- 4 Antonio Gandy-Golden, Liberty (11-17-16 to 9-16-17)

### MOST CONSECUTIVE GAMES WITH A RECEIVING TOUCHDOWN, START OF SEASON

- 4 Justin Sumpter, Kennesaw State (9-3-16 to 10-1-16)

### MOST CONSECUTIVE GAMES WITH MULTI-TOUCHDOWNS RECEIVING

- 3 William Andrews Jr., Gardner-Webb (2002-03)
- 3 Jerome Simpson, Coastal Carolina (2007)
- 3 Kevin Norrell, Stony Brook (2012)

### CONSECUTIVE 100-YARD RECEIVING GAMES

- 6 Kevin Norrell, Stony Brook (Oct. 6, 2012 - Nov. 10, 2012)
- 4 Maurice Price, Charleston Southern (Oct. 15, 2005 - Nov. 12, 2005)
- 4 Darrin Peterson, Liberty (Sept. 13, 2014 - Oct. 4, 2014)
- 3 William Andrews Jr., Gardner-Webb (Nov. 9, 2002 - August 30, 2003)
- 3 Dominic Bolden, Liberty (Oct. 18, 2008 - Nov. 1, 2008)
- 3 Darrin Peterson, Liberty (Oct. 10, 2015 - Oct. 24, 2015)
- 3 Reggie White Jr., Monmouth (Nov. 12, 2016 - Sept. 2, 2017)

### AVERAGE YARDS PER CATCH (5-9 receptions)

- 41.80 Tim Maypray (5 for 209), VMI vs. Charleston Southern (11-3-07)
- 33.60 Erick Harris (5 for 168), Liberty at Akron (10-12-02)
- 33.00 Gerald Stevenson (6 for 198), Charleston Southern vs. Mars Hill (9-18-10)
- 30.60 Arketa Banks (5 for 153), Elon at Northwestern State (10-5-02)
- 30.33 Darrin Peterson (6 for 182), Liberty vs. Brevard (9-13-14)
- 30.00 Darren Ambush (7 for 210), Monmouth vs. Liberty (10-22-16)
- 29.50 B.J. Farrow (6 for 177), Liberty vs. Morehead State (9-9-17)
- 28.80 Neal Sterling (5 for 144), Monmouth at Robert Morris (10-4-14)
- 28.33 Dante Shells (6 for 170), Liberty vs. Robert Morris (10-1-16)
- 28.00 Chris Jones (6 for 168), Coastal Carolina at Liberty (11-19-15)

### AVERAGE YARDS PER CATCH (min. 10 receptions)

- 24.00 Chris Summers (10 for 240), Liberty at Stony Brook (11-19-11)
- 23.50 Pat Kelly (10 for 235), Liberty vs. Stony Brook (11-20-10)
- 23.20 Nathan Perera (10 for 232), Charleston Southern vs. Stony Brook (11-5-11)
- 20.92 Kenny Cook (12 for 251), Gardner-Webb at VMI (10-18-14)
- 19.80 Mike Brown (10 for 198), Liberty at Gardner-Webb (11-14-09)
- 18.70 Reggie White Jr. (10 for 187), Monmouth vs. Liberty (10-21-17)
- 18.55 Corvaughn Archie (11 for 204), Charleston Southern vs. Coastal Caro. (11-12-11)
- 16.70 Reggie White Jr. (10 for 167), Monmouth vs. Fordham (10-1-16)
- 16.64 Neal Sterling (11 for 183), Monmouth at Lehigh (9-27-14)
- 16.20 Jerome Simpson (10 for 162), Coastal Carolina vs. James Madison (9-10-05)

### RECEPTIONS BY A RUNNING BACK/FULLBACK

- 9 Jermaine Boston, Gardner-Webb at VMI (10-22-05)
- 9 T.J. Talley, VMI at Liberty (11-5-11)
- 9 Lavon Chaney, Monmouth at Lehigh (9-27-14)
- 8 David Montgomery, Gardner-Webb at Wofford (10-13-07)
- 8 S.J. Worrell, Presbyterian at Gardner-Webb (10-15-08)
- 8 Brock Jackolski, Stony Brook at Coastal Carolina (10-23-10)
- 8 De'Angelo Henderson, Coastal Carolina vs. Elon (9-27-14)
- 7 several times

### RECEIVING YARDS BY A RUNNING BACK/FULLBACK

- 129 De'Angelo Henderson, Coastal Carolina at Furman (9-5-15)
- 110 Chaston Bennett, Kennesaw State at Gardner-Webb (10-22-16)
- 98 Dre Barnes, Liberty at Elon (11-9-02)
- 95 Chetyuane Reede, Presbyterian vs. Liberty (11-1-08)
- 94 Sean Mizzer, VMI vs. Georgetown (9-27-03)
- 93 David Montgomery, Gardner-Webb vs. Southern Virginia (10-24-09)
- 90 Travis Mays, Charleston Southern at The Citadel (11-21-02)
- 90 Gabe Itoka, VMI vs. Lock Haven (9-4-10)
- 90 De'Angelo Henderson, Coastal Carolina vs. Elon (9-27-14)
- 90 Chaston Bennett, Kennesaw State vs. Point (10-10-15)

### TOUCHDOWN RECEPTIONS BY A RUNNING BACK/FULLBACK

- 2 Sam Gado, Liberty vs. Appalachian State (9-21-02)
- 2 Mike Maleski, VMI vs. Gardner-Webb (10-22-05)
- 2 David Montgomery, Gardner-Webb vs. Southern Virginia (10-24-09)
- 2 Rashad Jennings, Liberty at Coastal Carolina (10-4-08)
- 2 Jabari Turner, VMI vs. Chowan (9-8-12)
- 2 Earnest Harmon, Gardner-Webb at Charlotte (10-5-13)
- 2 De'Angelo Henderson, Coastal Carolina vs. Alabama A&M (10-3-15)

### RECEPTIONS BY A TIGHT END

- 9 Seth Cranfill, Gardner-Webb vs. Samford (9-15-12)
- 8 Chris Luck, Liberty at Gardner-Webb (10-29-05)
- 7 Seth Cranfill, Gardner-Webb vs. MidAmerica Nazarene (10-13-12)
- 7 Mario Thompson, VMI vs. Liberty (11-17-12)
- 7 Seth Cranfill, Gardner-Webb at The Citadel (9-27-14)
- 7 Mike Estes, Gardner-Webb at Monmouth (11-22-14)
- 6 David Duran, Coastal Carolina at Towson (9-19-09)
- 6 Mike Estes, Gardner-Webb at Charleston Southern (11-8-14)
- 6 Mike Estes, Gardner-Webb vs. Coastal Carolina (10-15-16)
- 6 Mike Estes, Gardner-Webb at Charleston Southern (11-5-16)

### RECEIVING YARDS BY A TIGHT END

- 114 Mario Thompson, VMI at Richmond (9-17-11)
- 110 Tommy Shaver, Liberty at Gardner-Webb (10-8-11)
- 93 Kendall Couamin, Liberty vs. Charleston Southern (11-12-16)
- 92 Jamie Childers, Coastal Carolina at Charleston Southern (11-12-11)
- 89 Rodney Burgess, Coastal Carolina vs. Elon (9-2-06)
- 89 Mike Estes, Gardner-Webb at South Alabama (9-5-15)
- 88 David Duran, Coastal Carolina at Towson (9-19-09)
- 86 David Duran, Coastal Carolina vs. Liberty (11-13-10)\*
- 86 Seth Cranfill, Gardner-Webb vs. Coastal Carolina (11-1-14)
- 85 Rodney Burgess, Coastal Carolina at Wofford (9-9-06)
- 85 Jake Powell, Monmouth at Bucknell (9-30-17)

### TOUCHDOWN RECEPTIONS BY A TIGHT END

- 2 eight times, last by Mike Estes, Gardner-Webb at South Alabama (9-5-15)



## SEASON - INDIVIDUAL

### RECEPTIONS

103	Maurice Price, Charleston Southern	2006
85	Darrin Peterson, Liberty	2014
80	Pat Kelly, Liberty	2012
79	Aaron Dunklin, Charleston Southern	2003
76	William Andrews Jr., Gardner-Webb	2003
76	Dobson Collins, Gardner-Webb	2008
76	Chris Summers, Liberty	2010
76	Kenny Cook, Gardner-Webb	2013
74	Reggie White Jr., Monmouth	2017
72	Maurice Price, Charleston Southern	2005

### RECEPTIONS PER GAME

9.36	Maurice Price Charleston Southern	2006
7.60	Chris Summers, Liberty	2010
7.27	Pat Kelly, Liberty	2012
6.91	Dobson Collins, Gardner-Webb	2008
6.90	Eddie Gadson, Charleston Southern	2004
6.90	Antonio Gandy-Golden, Liberty	2017
6.80	Darrin Peterson, Liberty	2015
6.58	Aaron Dunklin, Charleston Southern	2003
6.40	Kenny Cook, Gardner-Webb	2014
6.33	William Andrews Jr., Gardner-Webb	2003
6.33	Kenny Cook, Gardner-Webb	2013

### RECEIVING YARDS

1,388	Kevin Norrell, Stony Brook	2012
1,379	Darrin Peterson, Liberty	2014
1,081	Chris Summers, Liberty	2010
1,077	Jerome Simpson, Coastal Carolina	2006
1,066	Antonio Gandy-Golden, Liberty	2017
1,056	Dominic Bolden, Liberty	2008
1,043	Maurice Price, Charleston Southern	2005
1,025	Aaron Dunklin, Charleston Southern	2003
1,014	Chris Summers, Liberty	2011
1,008	Kenny Cook, Gardner-Webb	2013

### TOUCHDOWN RECEPTIONS

16	Jerome Simpson, Coastal Carolina	2006
15	Chris Summers, Liberty	2010
15	Kevin Norrell, Stony Brook	2012
13	William Andrews Jr., Gardner-Webb	2003
13	Du Vaughn Flagler, Gardner-Webb	2005
12	Darrin Peterson, Liberty	2014
11	Jerome Simpson, Coastal Carolina	2007
10	Maurice Price, Charleston Southern	2006
10	Dobson Collins, Gardner-Webb	2008
10	Antonio Gandy-Golden, Liberty	2017
10	B.J. Farrow, Liberty	2017

### RECEIVING YARDS PER CATCH (min. 2 receptions pg)

22.40	Dante Shells, Liberty	2014
22.08	Kameron Brown, Charleston Southern	2017
21.50	Sean Adegbola, Presbyterian	2009
21.03	Kevin Norrell, Stony Brook	2012
20.19	Justin Sumpter, Kennesaw State	2015
<b>20.0</b>	<b>Erick Harris, Liberty</b>	<b>2002</b>
20.00	Kameron Brown, Charleston Southern	2016
19.87	Matt Brevi, Stony Brook	2011
19.84	Tim Maypray, VMI	2007
<b>19.0</b>	<b>Lauren Williams, Liberty</b>	<b>2003</b>
19.04	Donald Porter, Stony Brook	2009

### RECEIVING YARDS PER GAME (min. 75% of team's games)

108.1	Chris Summers, Liberty	2010
106.8	Kevin Norrell, Stony Brook	2012
106.6	Antonio Gandy-Golden, Liberty	2017
98.5	Darrin Peterson, Liberty	2014
92.2	Chris Summers, Liberty	2011
90.6	Darrin Peterson, Liberty	2015
90.5	Neal Sterling, Monmouth	2014
89.8	Jerome Simpson, Coastal Carolina	2006
89.5	Maurice Price, Charleston Southern	2006
88.0	Dominic Bolden, Liberty	2008

### TEAMMATES WITH 50 RECEPTIONS, SAME SEASON

2	CSU (Gadson - 69, Seabrook - 54)	2004
2	GWU (Flagler - 59, Collins - 51)	2007
2	GWU (Collins - 76, Perry III - 55)	2008
2	LU (Summers - 76, Hayes - 56)	2010
2	CCU (Mapp - 71, Blanks - 52)	2014
2	LU (Peterson - 85, Henderson - 56)	2014
2	Liberty (Gandy-Golden - 69, King - 66)	2017

### 10-RECEPTION GAMES

5	Maurice Price, Charleston Southern	2006
4	Reggie White Jr., Monmouth	2016
3	Eddie Gadson, Charleston Southern	2004
3	Maurice Price, Charleston Southern	2005
3	Darrin Peterson, Liberty	2014
2	seven tied with	

### 200-YARD RECEIVING GAMES

2	Chris Summers, Liberty	2011
1	Du Vaughn Flagler, Gardner-Webb	2005
1	Jerome Simpson, Coastal Carolina	2006
1	Tim Maypray, VMI	2007
1	Pat Kelly, Liberty	2010
1	Nathan Perera, Charleston Southern	2011
1	Corvaughn Archie, Charleston Southern	2011
1	Kevin Norrell, Stony Brook	2012
1	Kenny Cook, Gardner-Webb	2014
1	Darren Ambush, Monmouth	2016

### 100-YARD RECEIVING GAMES

8	Darrin Peterson, Liberty	2014
7	Kevin Norrell, Stony Brook	2012
6	Maurice Price, Charleston Southern	2005
6	Chris Summers, Liberty	2010
6	Antonio Gandy-Golden, Liberty	2017
5	Jerome Simpson, Coastal Carolina	2006
5	Kenny Cook, Gardner-Webb	2013
4	eight tied with	

### CONSECUTIVE 100-YARD RECEIVING GAMES, SINGLE SEASON

6	Kevin Norrell, Stony Brook (2012)
4	Maurice Price, Charleston Southern (2005)
4	Darrin Peterson, Liberty (2014)
3	Dominic Bolden, Liberty (2008)
3	Darrin Peterson, Liberty (2015)

### MULTI-RECEIVING TOUCHDOWN GAMES

5	Jerome Simpson, Coastal Carolina	2006
5	Chris Summers, Liberty	2010
4	William Andrews Jr., Gardner-Webb	2003
4	Du Vaughn Flagler, Gardner-Webb	2005
4	Kevin Norrell, Stony Brook	2012
3	several tied with	

### 4-TD RECEIVING GAMES

1	Maurice Price, Charleston Southern	2005
---	------------------------------------	------

### 3-TD RECEIVING GAMES

2	Chris Summers, Liberty	2010
2	Kevin Norrell, Stony Brook	2012
2	Darrin Peterson, Liberty	2014

### RECEPTIONS, RUNNING BACK

49	Lavon Chaney, Monmouth	2014
42	S.J. Worrell, Presbyterian	2008
40	De'Angelo Henderson, Coastal Carolina	2015
35	David Montgomery, Gardner-Webb	2007
34	Chetyuane Reeder, Presbyterian	2008
34	T.J. Talley, VMI	2011
33	De'Angelo Henderson, Coastal Carolina	2014
30	Eric O'Neal, Coastal Carolina	2010
29	Jermaine Boston, Gardner-Webb	2005
29	Antwan Ivey, Charleston Southern	2009

### RECEIVING YARDS, RUNNING BACK

473	Chetyuane Reeder, Presbyterian	2008
403	De'Angelo Henderson, Coastal Carolina	2015
359	Lavon Chaney, Monmouth	2014
336	Derrick Ziglar, VMI	2013
317	Aundres Perkins, Coastal Carolina	2006
315	Chaston Bennett, Kennesaw State	2016
301	Jabari Turner, VMI	2012
289	De'Angelo Henderson, Coastal Carolina	2014
276	Rashad Jennings, Liberty	2007
247	Eric O'Neal, Coastal Carolina	2010
247	Jeremy Height, Coastal Carolina	2012

### RECEIVING YARDS PER CATCH, RBs (min. 2 receptions pg)

13.91	Chetyuane Reeder, Presbyterian	2008
13.44	Derrick Ziglar, VMI	2013
12.68	Aundres Perkins, Coastal Carolina	2006
12.04	Jabari Turner, VMI	2012
10.29	Aldreakis Allen, Liberty	2011
10.08	De'Angelo Henderson, Coastal Carolina	2015
9.54	Sean Mizzer, VMI	2003
8.82	Jeremy Height, Coastal Carolina	2012
8.76	De'Angelo Henderson, Coastal Carolina	2014
8.23	Eric O'Neal, Coastal Carolina	2010

### TOUCHDOWN RECEPTIONS, RUNNING BACK

5	Chaston Bennett, Kennesaw State	2016
3	Sam Gado, Liberty	2002
3	Sam Gado, Liberty	2003
3	Brock Jackolski, Stony Brook	2011
3	Earnest Harmon, Gardner-Webb	2013
3	De'Angelo Henderson, Coastal Carolina	2015

### RECEPTIONS, TIGHT END

41	Mike Estes, Gardner-Webb	2016
37	Seth Cranfill, Gardner-Webb	2012
37	Seth Cranfill, Gardner-Webb	2014
34	David Duran, Coastal Carolina	2010
34	Mike Estes, Gardner-Webb	2014
30	Dexter Herman, Liberty	2014
29	Mike Estes, Gardner-Webb	2015
27	Jason Bright, Gardner-Webb	2002
24	Chris Luck, Liberty	2005
24	Josh Miller, Gardner-Webb	2010

### RECEIVING YARDS, TIGHT END

494	Mike Estes, Gardner-Webb	2016
472	David Duran, Coastal Carolina	2010
442	Dexter Herman, Liberty	2014
408	Mike Estes, Gardner-Webb	2014
401	Seth Cranfill, Gardner-Webb	2014
366	Seth Cranfill, Gardner-Webb	2012
353	Mike Estes, Gardner-Webb	2015
330	Jake Powell, Monmouth	2017
307	Tommy Shaver, Liberty	2011
303	Josh Miller, Gardner-Webb	2010

### TOUCHDOWN RECEPTIONS, TIGHT END

5	Mike Estes, Gardner-Webb	2015
4	Tyrese Harris, Charleston Southern	2008
4	Clayton Coffman, Charleston Southern	2008
4	Will Quarles, Liberty	2009
4	Brandon Apon, Liberty	2013

### RECEIVING YARDS PER CATCH, TEs (min. 2 receptions pg)

14.73	Dexter Herman, Liberty	2014
13.88	David Duran, Coastal Carolina	2010
12.63	Josh Miller, Gardner-Webb	2010
12.17	Mike Estes, Gardner-Webb	2015
12.05	Mike Estes, Gardner-Webb	2016
12.00	Mike Estes, Gardner-Webb	2014
11.28	Josh Miller, Gardner-Webb	2008
10.84	Seth Cranfill, Gardner-Webb	2014
10.73	Hakeem Valles, Monmouth	2015
9.96	Chris Luck, Liberty	2005

## CAREER

### RECEPTIONS

223	James Perry III, Gardner-Webb	2008-11
215	Darrin Peterson, Liberty	2012-15
202	Maurice Price, Charleston Southern	2004-06
188	Du Vaughn Flagler, Gardner-Webb	2004-07
188	Chris Summers, Liberty	2008-11
188	Kenny Cook, Gardner-Webb	2012-14
183	Matt Hazel, Coastal Carolina	2010-13
<b>178</b>	<b>REGGIE WHITE JR., Monmouth</b>	<b>2015-</b>
166	Gerald Stevenson, Charleston So.	2007-10
162	Pat Kelly, Liberty	2009-12

### RECEPTIONS PER GAME (min. 100 receptions)

7.77	Maurice Price, Charleston Southern	2004-06
5.70	Kenny Cook, Gardner-Webb	2012-14
5.50	William Andrews Jr., Gardner-Webb	2002-03
<b>5.24</b>	<b>REGGIE WHITE JR., Monmouth</b>	<b>2015-</b>
5.19	James Perry III, Gardner-Webb	2008-11
5.17	Aaron Dunklin, Charleston Southern	2002-03
4.67	Darrin Peterson, Liberty	2012-15
4.48	Du Vaughn Flagler, Gardner-Webb	2004-07
4.44	Zohn Burden, VMI	2003-05
4.27	Chris Summers, Liberty	2008-11

### RECEIVING YARDS

3,170	Darrin Peterson, Liberty	2012-15
2,720	Jerome Simpson, Coastal Carolina	2004-07
2,712	Chris Summers, Liberty	2008-11
2,673	James Perry III, Gardner-Webb	2008-11
2,553	Matt Hazel, Coastal Carolina	2010-13
2,552	Du Vaughn Flagler, Gardner-Webb	2004-07
2,432	Kenny Cook, Gardner-Webb	2012-14
2,429	Maurice Price, Charleston Southern	2004-06
<b>2,240</b>	<b>REGGIE WHITE JR., Monmouth</b>	<b>2015-</b>
2,140	Gerald Stevenson, Charleston So.	2007-10

### TOUCHDOWN RECEPTIONS

44	Jerome Simpson, Coastal Carolina	2004-07
31	Du Vaughn Flagler, Gardner-Webb	2004-07
28	Matt Hazel, Coastal Carolina	2010-13
27	Darrin Peterson, Liberty	2012-15
26	Chris Summers, Liberty	2008-11
21	William Andrews Jr., Gardner-Webb	2002-03
21	Kenny Cook, Gardner-Webb	2012-14
20	Kevin Norrell, Stony Brook	2011-12
20	Jordan Gush, Stony Brook	2009-12
<b>20</b>	<b>REGGIE WHITE JR., Monmouth</b>	<b>2015-</b>

### RECEIVING YARDS PER CATCH (75-99 receptions)

<b>18.6</b>	<b>JUSTIN SUMPTER, Kennesaw State</b>	<b>2015-</b>
17.7	John Israel, Coastal Carolina	2012-15
17.6	Lauren Williams, Liberty	2003-05
17.0	Matt Brevi, Stony Brook	2009-11
15.3	Antonio Gandy-Golden, Liberty	2016-17
14.8	DeMario Bennett, Coastal Carolina	2011-13
14.1	Chris Noble, Coastal Carolina	2003-06
13.8	B.J. Farrow, Liberty	2015-17
13.3	Kwame Krakue, Charleston Southern	2007-10
12.7	Harry Seabrook, Charleston Southern	2002-04

### RECEIVING YARDS PER CATCH (min. 100 receptions)

19.3	Kevin Norrell, Stony Brook	2011-12
17.3	Dominic Bolden, Liberty	2005-08
17.3	Dante' Shells, Liberty	2013-16
16.9	Jerome Simpson, Coastal Carolina	2004-07
15.2	Nathan Perera, Charleston Southern	2010-15
14.7	Markus Murry, Charleston Southern	2005-08
14.7	Darrin Peterson, Liberty	2012-15
14.4	Chris Summers, Liberty	2008-11
14.3	Bruce Mapp, Coastal Carolina	2013-15
14.1	Aaron Dunklin, Charleston Southern	2002-03

### RECEIVING YARDS PER GAME (min. 20 games)

93.4	Maurice Price, Charleston Southern	2004-06
79.3	Kevin Norrell, Stony Brook	2011-12
75.5	William Andrews Jr., Gardner-Webb	2002-03
73.7	Kenny Cook, Gardner-Webb	2012-14
72.8	Aaron Dunklin, Charleston Southern	2002-03
68.9	Darrin Peterson, Liberty	2012-15
66.5	Eddie Gadson, Charleston Southern	2003-04
<b>65.9</b>	<b>REGGIE WHITE JR., Monmouth</b>	<b>2015-</b>
65.8	Antonio Gandy-Golden, Liberty	2016-17
62.2	James Perry III, Gardner-Webb	2008-11

### 10-RECEPTION GAMES

8	Maurice Price, Charleston Southern	2004-06
<b>5</b>	<b>REGGIE WHITE JR., Monmouth</b>	<b>2015-</b>
4	Chris Summers, Liberty	2008-11
4	Darrin Peterson, Liberty	2012-15
3	Eddie Gadson, Charleston Southern	2003-04
3	Du Vaughn Flagler, Gardner-Webb	2004-07
3	Pat Kelly, Liberty	2009-12
3	Kenny Cook, Gardner-Webb	2012-14

### 200-YARD RECEIVING GAMES

2	Chris Summers, Liberty	2008-11
1	Du Vaughn Flagler, Gardner-Webb	2004-07
1	Jerome Simpson, Coastal Carolina	2004-07
1	Tim Maypray, VMI	2006-09
1	Pat Kelly, Liberty	2009-12
1	Kevin Norrell, Stony Brook	2011-12
1	Corvaughn Archie, Charleston Southern	2011-12
1	Nathan Perera, Charleston Southern	2010-15
1	Kenny Cook, Gardner-Webb	2012-14
1	Darren Ambush, Monmouth	2014-16

### 100-YARD RECEIVING GAMES

15	Darrin Peterson, Liberty	2012-15
10	Maurice Price, Charleston Southern	2004-06
10	Chris Summers, Liberty	2008-11
10	Kenny Cook, Gardner-Webb	2012-14
9	Kevin Norrell, Stony Brook	2011-12
8	James Perry III, Gardner-Webb	2008-11
7	Jerome Simpson, Coastal Carolina	2004-07
7	Du Vaughn Flagler, Gardner-Webb	2004-07
<b>7</b>	<b>REGGIE WHITE JR., Monmouth</b>	<b>2015-</b>
6	six players tied with	

### MULTI-RECEIVING TOUCHDOWN GAMES

14	Jerome Simpson, Coastal Carolina	2004-07
7	William Andrews Jr., Gardner-Webb	2002-03
7	Matt Hazel, Coastal Carolina	2010-13
6	Kory Alston, Gardner-Webb	2003-06
6	Du Vaughn Flagler, Gardner-Webb	2004-07
6	Chris Summers, Liberty	2008-11
6	Kenny Cook, Gardner-Webb	2012-14
6	Darrin Peterson, Liberty	2012-15
5	Maurice Price, Charleston Southern	2004-06
4	Dominic Bolden, Liberty	2005-08
4	Gerald Stevenson, Charleston Southern	2007-10
4	Kevin Norrell, Stony Brook	2011-12
<b>4</b>	<b>REGGIE WHITE JR., Monmouth</b>	<b>2015-</b>

### 4-TD RECEIVING GAMES

1	Maurice Price, Charleston Southern	2004-06
---	------------------------------------	---------

### 3-TD RECEIVING GAMES

3	Darrin Peterson, Liberty	2012-15
2	Chris Summers, Liberty	2008-11
2	Kevin Norrell, Stony Brook	2011-12

### 50-RECEPTION SEASONS

3	Du Vaughn Flagler, Gardner-Webb	2004-07
3	James Perry III, Gardner-Webb	2008-11
3	Darrin Peterson, Liberty	2012-15
2	Zohn Burden, VMI	2003-05
2	Maurice Price, Charleston Southern	2004-06
2	Dobson Collins, Gardner-Webb	2005-08
2	Gerald Stevenson, Charleston Southern	2007-10
2	Chris Summers, Liberty	2008-11
2	Matt Hazel, Coastal Carolina	2010-13
2	Kenny Cook, Gardner-Webb	2012-14
2	Tobi Antigha, Presbyterian	2011-14
2	Bruce Mapp, Coastal Carolina	2013-15
<b>2</b>	<b>REGGIE WHITE JR., Monmouth</b>	<b>2015-</b>

### 1,000 RECEIVING YARD SEASONS

2	Chris Summers, Liberty	2008-11
1	Aaron Dunklin, Charleston Southern	2002-03
1	Maurice Price, Charleston Southern	2004-06
1	Jerome Simpson, Coastal Carolina	2004-07
1	Dominic Bolden, Liberty	2005-08
1	Kevin Norrell, Stony Brook	2011-12
1	Kenny Cook, Gardner-Webb	2012-14
1	Darrin Peterson, Liberty	2012-15
1	Antonio Gandy-Golden, Liberty	2016-17

### MOST RECEPTIONS, RUNNING BACK

90	Lavon Chaney, Monmouth	2014-16
77	De'Angelo Henderson, Coastal Caro.	2013-15
75	David Montgomery, Gardner-Webb	2006-09
70	Eric O'Neal, Coastal Carolina	2007-10
68	Jermaine Boston, Gardner-Webb	2002-05
66	Aldreakis Allen, Liberty	2009-13
64	Sean Mizzer, VMI	2003-06
58	Juanne Blount, Gardner-Webb	2010-14
54	Jeremy Height, Coastal Carolina	2009-12
53	Lance Byrd, Presbyterian	2009-12

### RECEIVING YARDS, RUNNING BACK

731	De'Angelo Henderson, Coastal Carolina	2013-15
721	Lavon Chaney, Monmouth	2014-16
583	Chaston Bennett, Kennesaw State	2015-16
574	Sean Mizzer, VMI	2003-06
557	Eric O'Neal, Coastal Carolina	2007-10
547	David Montgomery, Gardner-Webb	2006-09
532	Aldreakis Allen, Liberty	2009-13
528	Mike Holloway, Charleston Southern	2013-16
522	Rashad Jennings, Liberty	2006-08
485	Jermaine Boston, Gardner-Webb	2002-05

### TOUCHDOWN RECEPTIONS, RUNNING BACK

7	Chaston Bennett, Kennesaw State	2015-16
6	Sam Gado, Liberty	2002-04
5	Brock Jackolski, Stony Brook	2010-11
5	Mike Holloway, Charleston Southern	2013-16
4	Rashad Jennings, Liberty	2006-08
4	David Montgomery, Gardner-Webb	2006-09
4	Miguel Maysonet, Stony Brook	2010-12
4	De'Angelo Henderson, Coastal Caro.	2013-15
3	eight players tied with	

### MOST RECEPTIONS, TIGHT END

122	Mike Estes, Gardner-Webb	2013-16
90	Seth Cranfill, Gardner-Webb	2010-14
65	David Duran, Coastal Carolina	2009-12
59	Josh Miller, Gardner-Webb	2007-10
47	Mario Thompson, VMI	2010-13
46	Chris Luck, Liberty	2004-07
42	Joey Gilkey, Presbyterian	2010-13
40	Hakeem Valles, Monmouth	2014-15
<b>39</b>	<b>JAKE POWELL, Monmouth</b>	<b>2016-</b>
36	Dexter Herman, Liberty	2011-14

### MOST RECEIVING YARDS, TIGHT END

1,533	Mike Estes, Gardner-Webb	2013-16
910	David Duran, Coastal Carolina	2009-12
899	Seth Cranfill, Gardner-Webb	2010-14
672	Josh Miller, Gardner-Webb	2007-10
570	Mario Thompson, VMI	2010-13
569	Chris Luck, Liberty	2004-07
526	Dexter Herman, Liberty	2011-14
511	Nathan Prater, Charleston Southern	2012-15
491	Hakeem Valles, Monmouth	2014-15
<b>476</b>	<b>JAKE POWELL, Monmouth</b>	<b>2016-</b>

### TOUCHDOWN RECEPTIONS, TIGHT END

10	Mike Estes, Gardner-Webb	2013-16
8	Brandon Apon, Liberty	2010-13
6	Bryan Meers, Charleston Southern	2004-05
6	Clayton Coffman, Charleston So.	2006-09
6	Joey Gilkey, Presbyterian	2010-13
6	Nathan Prater, Charleston Southern	2012-15
6	Thomas Pauciello, Coastal Carolina	2012-15
5	Tyrese Harris, Charleston Southern	2005-09
5	Josh Atkinson, Charleston Southern	2007-10
5	David Duran, Coastal Carolina	2009-12
5	Mario Thompson, VMI	2010-13
5	Seth Cranfill, Gardner-Webb	2010-14

## GAME - INDIVIDUAL

### INTERCEPTIONS

- 4 Davonte Anderson, Stony Brook vs. Gardner-Webb (11-13-10)
- 3 Christian Kelly, VMI at Charleston Southern (10-21-06)
- 3 Marrio Norman, Coastal Carolina vs. Presbyterian (10-20-07)
- 3 Josh Norman, Coastal Carolina vs. Gardner-Webb (11-7-09)
- 3 Cedrick Moore, Stony Brook at Brown (9-18-10)
- 3 Charles James, Charleston Southern at Liberty (10-9-10)
- 3 Dontavais Johnson, Coastal Carolina vs. North Carolina A&T (9-1-12)
- 3 Payton Minnich, Monmouth vs. Columbia (10-11-14)
- 3 Jacob Hagen, Liberty vs. Charleston Southern (11-15-14)
- 3 Dante Blackmon, Kennesaw State at Duquesne (9-24-16)
- 3 Jeremy Peters, Liberty at Gardner-Webb (10-28-17)

### INTERCEPTION RETURN YARDS

- 123 Erick Harris (2 returns), Liberty vs. Hofstra (11-22-03)
- 100 Antwain Harvey (1 return), Charleston Southern at Presbyterian (11-7-09)
- 100 KaJuan Lee (1 return), Liberty at Charleston Southern (10-22-11)
- 90 Justin Huggard (2 returns), VMI vs. Charleston Southern (10-11-03)
- 90 Robert Mason (1 return), VMI vs. Lehigh (9-24-05)
- 87 Lorenzo Mathis (1 return), Charleston Southern vs. East Tenn. State (9-17-15)
- 81 Philip Ashley (1 return), Charleston Southern vs. North Greenville (9-27-08)
- 76 Mark Williams (1 return), Presbyterian at Davidson (9-29-12)
- 74 Quinton Teal (1 return), Coastal Carolina at Savannah State (11-5-05)
- 73 Quinn Backus (1 return), Coastal Carolina vs. Gardner-Webb (10-12-13)
- 73 Jacob Hagen (2 returns), Liberty at Presbyterian (11-1-14)

### YARDS PER INTERCEPTION RETURN (min. 2 interceptions)

- 61.5 Erick Harris (2 for 123), Liberty vs. Hofstra (11-22-03)
- 45.0 Justin Huggard (2 for 90), VMI vs. Charleston Southern (10-11-03)
- 36.5 Jacob Hagen (2 for 73), Liberty at Presbyterian (11-1-14)
- 35.5 Joe Johnson (2 for 71), Monmouth vs. Gardner-Webb (11-22-14)
- 24.0 Jacob Hagen (2 for 48), Liberty at Charleston Southern (11-23-13)
- 22.5 Nick Nester (2 for 45), Charleston Southern vs. West Virginia State (9-21-02)
- 20.5 Dominique Davenport (2 for 41), Coastal Carolina vs. Western Illinois (11-27-10)
- 19.0 Dante Blackmon (3 for 57), Kennesaw State at Duquesne (9-24-16)
- 18.0 Greg Williamson (2 for 36), Coastal Carolina vs. Liberty (10-23-04)
- 17.5 Allen Davis (2 for 35), Gardner-Webb vs. Furman (9-18-04)

### INTERCEPTION RETURN TOUCHDOWNS

- 1 78 times, last by Akebren Ralls, Kennesaw State vs. Samford (11-25-17)

### LONGEST INTERCEPTION RETURN

- 100t Antwain Harvey, Charleston Southern at Presbyterian (11-7-09)
- 100t KaJuan Lee, Liberty at Charleston Southern (10-22-11)
- 94t Erick Harris, Liberty vs. Norfolk State (11-22-03)
- 90t Robert Mason, VMI vs. Lehigh (9-24-05)
- 87t Lorenzo Mathis, Charleston Southern vs. East Tennessee State (9-17-15)
- 76 Mark Williams, Presbyterian at Davidson (9-29-12)
- 75 Philip Ashley, Charleston Southern vs. North Greenville (9-27-08)
- 74 Quinton Teal, Coastal Carolina at Savannah State (11-5-05)
- 73t Quinn Backus, Coastal Carolina vs. Gardner-Webb (10-12-13)
- 72t Daniel Cooke, Gardner-Webb vs. Presbyterian (10-18-08)

### MOST CONSECUTIVE GAMES WITH AN INTERCEPTION

- 4 Quinton Teal, Coastal Carolina (9-24-05 to 10-22-05)
- 4 KaJuan Lee, Liberty (9-26-09 to 10-24-09)
- 4 Jacob Hagen, Liberty (11-2-13 to 11-23-13)

### PASS BREAK-UPS

- 5 Michael Rainey-Wiles, VMI at Old Dominion (11-13-10)
- 5 Keon Williams, Gardner-Webb vs. Charleston Southern (11-16-13)
- 5 Shadarius Hopkins, Charleston Southern vs. Liberty (11-18-17)
- 4 Jared Brodgen, Liberty vs. Gardner-Webb (10-2-04)
- 4 Quinton Teal, Coastal Carolina vs. Charleston-WV (10-9-04)
- 4 Charles James, Charleston Southern at Liberty (10-9-10)
- 4 Arin West, Stony Brook at Coastal Carolina (10-23-10)
- 4 Bryon Allen, VMI vs. Charleston Southern (10-15-11)
- 4 Denzel Rice, Coastal Carolina at Eastern Kentucky (9-14-13)
- 4 Spencer Havird, Gardner-Webb vs. Virginia Union (9-19-15)
- 4 Malcolm Jackson, Charleston Southern vs. Coastal Carolina (10-31-15)
- 4 Shadarius Hopkins, Charleston Southern at Liberty (11-12-16)
- 4 Tymere Berry, Monmouth at Holy Cross (10-7-17)

### PASSES DEFENDED

- 7 Charles James (3 INT, 4 PBU), Charleston Southern at Liberty (10-9-10)
- 6 Dante Blackmon (3 INT, 3 PBU), Kennesaw State at Duquesne (9-24-16)
- 6 Jeremy Peters (3 INT, 3 PBU), Liberty at Gardner-Webb (10-28-17)
- 6 Shadarius Hopkins (1 INT, 5 PBU), Charleston Southern vs. Liberty (11-18-17)
- 5 seven players tied with

### TACKLES

- 25 Mario E. Brown (15 S, 10 A), Gardner-Webb at SE Louisiana (9-30-06)
- 24 Mike Pavelko (8 S, 16 A), Gardner-Webb at VMI (10-22-05)
- 22 Mario Williams (14 S, 8 A), Gardner-Webb vs. Savannah State (11-16-02)
- 21 Brendon Wharton (11 S, 10 A), Monmouth at Liberty (10-22-16)
- 20 Jada Ross (7 S, 13 A), Charleston Southern vs. North Greenville (9-30-06)
- 20 Jada Ross (8 S, 12 A), Charleston Southern vs. VMI (10-21-06)
- 20 Dominique Davenport (11 S, 9 A), Coastal Carolina vs. Colgate (9-7-08)
- 20 Marty Patterson (9 S, 11 A), Gardner-Webb vs. Charleston Southern (10-29-11)
- 20 Jeffrey Pegues (8 S, 12 A), Gardner-Webb at VMI (10-18-14)
- 20 Quinn Backus (13 S, 7 A), Coastal Carolina vs. Liberty (11-22-14)
- 20 Mike Basile (18 S, 2 A), Monmouth at Holy Cross (10-7-17)

### SOLO TACKLES

- 18 Mike Basile, Monmouth at Holy Cross (10-7-17)
- 15 Mario E. Brown, Gardner-Webb at Southeastern Louisiana (9-30-06)
- 14 Mario Williams, Gardner-Webb vs. Savannah State (11-16-02)
- 14 Ed Britt, Presbyterian at Charlotte (9-12-15)
- 14 Mike Basile, Monmouth at Wagner (9-19-15)
- 13 Mario Williams, Gardner-Webb vs. Furman (9-18-04)
- 13 Marty Patterson, Gardner-Webb at Samford (10-1-11)
- 13 A.J. Gross, VMI at Presbyterian (11-12-11)
- 13 Quinn Backus, Coastal Carolina vs. Liberty (11-22-14)
- 13 Mike Basile, Monmouth at Coastal Carolina (11-5-16)
- 13 Bryson Armstrong, Kennesaw State at Alabama State (9-16-17)

### SACKS

- 4.0 Aaron Deberry, Liberty at Charleston Southern (11-1-03)
- 3.5 Maurice Dickson, Gardner-Webb vs. Charleston Southern (10-29-11)
- 3.0 Vicheal Foxx, VMI at Liberty (10-4-03)
- 3.0 Maurice Simpkins, Coastal Carolina at Charleston Southern (11-22-03)
- 3.0 Damiso Alexander, VMI vs. Chowan (9-20-08)
- 3.0 A.J. Gross, VMI vs. Coastal Carolina (10-11-08)
- 3.0 Brian Davis, Presbyterian at Gardner-Webb (10-23-10)
- 3.0 Bryson Brindle, Presbyterian at Davidson (9-29-12)
- 3.0 Isaiah Lynn, Presbyterian at Gardner-Webb (11-15-14)
- 3.0 Darnell Leslie, Monmouth vs. Gardner-Webb (11-22-14)

### TACKLES FOR LOSS

- 5.5 Anthony Ellis, Charleston Southern at Gardner-Webb, 11-4-17 (-24)
- 5.0 Kendrick Howard, Liberty vs. Appalachian State, 9-21-02 (-4)
- 5.0 Maurice Simpkins, Coastal Carolina vs. Newberry, 9-6-03 (-7)
- 5.0 Aaron Deberry, Liberty at Charleston Southern, 11-1-03 (-28)
- 5.0 A.J. Gross, VMI vs. Coastal Carolina, 10-11-08 (-27)
- 5.0 Will Hunt, Charleston Southern at Jacksonville, 9-17-11 (-17)
- 5.0 Ugonna Akoh, Presbyterian vs. Gardner-Webb, 11-23-13 (-21)
- 5.0 Tonarius Portress, Kennesaw State vs. East Tennessee State, 9-3-16 (-21)

### FORCED FUMBLES

- 3 Derrick Farrow, Kennesaw State vs. Edward Waters (9-12-15)

### FUMBLE RECOVERIES/RETURNS

- 3 Sam Harper, Coastal Carolina vs. Jacksonville (11-13-04)

### FUMBLE RETURN YARDS

- 99 Randall State, Liberty at Akron (10-12-02)
- 91 Brandon Leston, Presbyterian at Georgia Tech (9-8-12)
- 87 Bryant Youngblood, VMI at Liberty (11-10-07)
- 85 Gabe Middlebrook, Charleston Southern vs. Point (8-28-14)
- 79 Vincent Graves, Elon vs. Johnson C. Smith (9-21-02)
- 77 Jada Ross, Charleston Southern at Gardner-Webb (10-27-07)
- 75 Bo Tribble, Presbyterian at Elon (9-13-08)
- 73 Ugonna Akoh, Presbyterian at Western Carolina (10-3-15)
- 71 Alpha Jalloh, Liberty at Virginia Tech (9-3-16)
- 70 John Washington, VMI at Charleston Southern (10-13-12)

### FUMBLE RETURN TOUCHDOWNS

- 1 56 times, last by J.D. Sosebee, Charleston Southern vs. Point (9-23-17)

### LONGEST FUMBLE RETURN

- 99t Randall State, Liberty at Akron (10-12-02)
- 91 Brandon Leston, Presbyterian at Georgia Tech (9-8-12)
- 87t Bryant Youngblood, VMI at Liberty (11-10-07)
- 85t Gabe Middlebrook, Charleston Southern vs. Point (8-28-14)
- 79t Vincent Graves, Elon vs. Johnson C. Smith (9-21-02)
- 77t Jada Ross, Charleston Southern at Gardner-Webb (10-27-07)
- 75t Bo Tribble, Presbyterian at Elon (9-13-08)
- 73t Ugonna Akoh, Presbyterian at Western Carolina (10-3-15)
- 71t Alpha Jalloh, Liberty at Virginia Tech (9-3-16)
- 70t John Washington, VMI at Charleston Southern (10-13-12)



## GAME - TEAM

### FEWEST NET RUSHING YARDS ALLOWED

- 25 Gardner-Webb vs. Virginia State (17 attempts), 11-3-11
- 24 Charleston Southern vs. Mississippi Valley State (27 attempts), 9-30-17
- 21 Gardner-Webb vs. Virginia-Lynchburg (14 attempts), 9-13-14 (three quarters)
- 20 Liberty vs. Kentucky Wesleyan (31 attempts), 9-20-03
- 19 Charleston Southern vs. Edward Waters (18 attempts), 10-14-06
- 17 Liberty vs. Gardner-Webb (26 attempts), 10-25-14
- 7 Stony Brook vs. Charleston Southern (32 attempts), 11-5-11
- 4 VMI vs. St. Francis, Pa. (25 attempts), 9-6-08
- 1 Liberty at Charleston Southern (35 attempts), 11-1-03
- 1 Monmouth vs. Lafayette (24 attempts), 9-2-17

### CONSECUTIVE GAMES HOLDING OPPONENT UNDER 100 NET RUSHING YARDS

- 6 Gardner-Webb (Aug. 28, 2008 – Oct. 11, 2008)
- 4 Stony Brook (Oct. 15, 2011 – Nov. 5, 2011)

### FEWEST PASSING YARDS ALLOWED

- 0 Stony Brook vs. VMI (0 completions), 11-15-08
- 0 Coastal Carolina at Stony Brook (0 completions), 10-29-11
- 5 Gardner-Webb at Wofford (1 completion), 9-21-13
- 9 Liberty vs. Kennesaw State (2 completions), 10-14-17
- 11 Coastal Carolina vs. Winston-Salem State (2 completions), 9-8-07
- 11 Presbyterian at The Citadel (2 completions), 9-18-10
- 12 Gardner-Webb vs. The Citadel (1 completion), 9-17-16
- 13 Stony Brook vs. Coastal Carolina (5 completions), 10-29-11
- 15 Gardner-Webb at Georgia Southern (1 completion), 9-7-02
- 16 Charleston Southern vs. Elon (2 completions), 11-16-02

### FEWEST TOTAL OFFENSE YARDS ALLOWED

- 56 Liberty vs. Kentucky Wesleyan (-20 R, 76 P), 9-20-03
- 56 Liberty vs. Gardner-Webb (-17 R, 73 P), 10-25-14
- 57 Liberty vs. St. Paul's (37 R, 20 P), 8-13-06
- 64 Charleston Southern vs. Edward Waters (-19 R, 83 P), 10-14-06
- 66 Charleston Southern vs. Savannah State (40 R, 26 P), 10-6-07
- 73 Stony Brook vs. Coastal Carolina (60 R, 13 P), 10-29-11
- 74 Liberty vs. Kentucky Wesleyan (8 R, 66 P), 10-1-11
- 79 Gardner-Webb vs. Savannah State (22 R, 57 P), 11-3-07
- 81 Gardner-Webb vs. Virginia-Lynchburg (-21 R, 102 P), 9-13-14 (three quarters)
- 87 Coastal Carolina vs. Chowan (8 R, 79 P), 10-13-07

### CONSECUTIVE GAMES HOLDING OPPONENT UNDER 200 YARDS OF TOTAL OFFENSE

- 3 Charleston Southern (Oct. 10, 2015 – Oct. 24, 2015)
- 2 Coastal Carolina (Sept. 20, 2008 – Sept. 27, 2008)
- 2 Gardner-Webb (Sept. 21, 2013 – Sept. 28, 2013)
- 2 Kennesaw State (Sept. 12, 2015 – Sept. 19, 2015)

### CONSECUTIVE GAMES HOLDING OPPONENT UNDER 300 YARDS OF TOTAL OFFENSE

- 5 Liberty (Oct. 26, 2013 – Nov. 23, 2013)
- 5 Charleston Southern (Sept. 19, 2015 – Oct. 24, 2015)
- 4 Coastal Carolina (Sept. 25, 2004 – Oct. 23, 2004)
- 4 Gardner-Webb (Oct. 2, 2010 – Oct. 30, 2010)
- 4 Presbyterian (Nov. 5, 2011 – Sept. 1, 2012)
- 4 Charleston Southern (Aug. 28, 2014 – Sept. 20, 2014)
- 4 Monmouth (Nov. 14, 2015 – Sept. 10, 2016)
- 4 Kennesaw State (Oct. 21, 2017 – Nov. 11, 2017)

### FEWEST PLAYS ALLOWED

- 40 Liberty vs. St. Paul's (57 total yards), 8-31-06
- 40 Coastal Carolina vs. Monmouth (174 total yards), 9-12-09
- 42 Coastal Carolina vs. Liberty (143 total yards), 10-23-04
- 42 Liberty vs. Concord (177 total yards), 10-20-12
- 42 Charleston Southern vs. Edward Waters (192 total yards), 10-27-12
- 42 Kennesaw State vs. Edward Waters (199 total yards), 9-12-15
- 42 Kennesaw State vs. Shorter (162 total yards), 9-19-15
- 43 Gardner-Webb vs. Furman (213 total yards), 8-31-13
- 43 Liberty at Georgia State (405 total yards), 10-3-15
- 43 Monmouth at Delaware State (221 total yards), 9-10-16
- 43 Charleston Southern vs. Presbyterian (102 total yards), 10-22-16

### LOWEST COMPLETION PERCENTAGE ALLOWED (1-9 attempts)

- 0.0 Stony Brook vs. VMI (0-of-3), 11-15-08
- 0.0 Coastal Carolina at Stony Brook (0-of-6), 10-29-11
- 12.5 Gardner-Webb at Elon (1-of-8), 10-12-02
- 12.5 Coastal Carolina at The Citadel (1-of-8), 8-30-14
- 14.3 Gardner-Webb at Wofford (1-of-7), 9-21-13
- 14.3 Gardner-Webb vs. The Citadel (1-of-7), 9-17-16

### LOWEST COMPLETION PERCENTAGE ALLOWED (10-19 attempts)

- 16.7 Liberty vs. Presbyterian (3-of-18), 11-7-15
- 18.2 Charleston Southern vs. The Citadel (2-of-11), 9-20-14
- 20.0 Coastal Carolina vs. Winston-Salem State (2-of-10), 9-8-07
- 25.0 Gardner-Webb vs. Clark-Atlanta (4-of-16), 8-30-03
- 25.0 Liberty vs. Morgan State (3-of-12), 9-14-13

### LOWEST COMPLETION PERCENTAGE ALLOWED (min. 20 attempts)

- 20.0 Presbyterian vs. Kennesaw State (4-of-20), 11-21-15
- 28.6 Charleston Southern vs. Stony Brook (10-of-35), 11-14-09
- 29.2 Presbyterian vs. Charleston Southern (7-of-24), 11-19-11
- 29.6 Coastal Carolina vs. North Carolina A&T (8-of-27), 9-26-09
- 31.6 Monmouth at Gardner-Webb (12-of-38), 11-21-15

### INTERCEPTIONS

- 6 Coastal Carolina vs. Presbyterian (10-20-07)
- 5 Coastal Carolina vs. Savannah State (11-6-04)
- 5 Coastal Carolina at Gardner-Webb (11-11-06)
- 5 Stony Brook vs. Gardner-Webb (11-13-10)

### INTERCEPTION RETURN YARDS

- 158 Liberty at Charleston Southern (10-22-11)
- 154 Liberty vs. Hofstra (11-22-03)
- 153 Charleston Southern at Presbyterian (11-7-09)
- 148 Liberty vs. Kentucky Wesleyan (9-28-13)
- 142 Presbyterian at Davidson (9-29-12)
- 133 VMI vs. Lehigh (9-24-05)
- 112 Coastal Carolina vs. North Greenville (9-25-04)
- 104 Charleston Southern vs. Gardner-Webb (11-8-14)
- 100 Liberty at Charleston Southern (11-23-13)
- 98 Coastal Carolina vs. Liberty (10-27-12)

### YARDS PER INTERCEPTION RETURN (min. 2 interceptions)

- 71.0 Presbyterian (2 for 142) at Davidson (9-29-12)
- 48.0 Monmouth (2 for 96) at Robert Morris (10-4-14)
- 48.0 Charleston Southern (2 for 96) vs. East Tennessee State (9-17-15)
- 44.3 VMI (3 for 133) vs. Lehigh (9-24-05)
- 41.0 Presbyterian (2 for 82) vs. Fayetteville State (9-6-08)
- 39.5 Liberty (4 for 158) at Charleston Southern (10-22-11)
- 38.5 Liberty (4 for 154) vs. Hofstra (11-22-03)
- 38.5 Coastal Carolina (2 for 77) at Savannah State (11-5-05)
- 38.3 Charleston Southern (4 for 153) at Presbyterian (11-7-09)
- 37.3 Coastal Carolina (3 for 112) vs. North Greenville (9-25-04)

### INTERCEPTION RETURN TOUCHDOWNS

- 2 Liberty at Charleston Southern (10-22-11)
- 2 Presbyterian vs. Western Carolina (10-4-14)
- 2 Charleston Southern vs. Gardner-Webb (11-8-14)

### PASS BREAK-UPS

- 12 Charleston Southern vs. Gardner-Webb (11-10-12)
- 12 Coastal Carolina at Eastern Kentucky (9-4-13)
- 11 Coastal Carolina vs. Davidson (9-11-04)
- 11 Coastal Carolina vs. Charleston Southern (11-18-06)
- 10 six times

### TACKLES FOR LOSS

- 17 Charleston Southern at Savannah State (10-12-02)
- 16 Coastal Carolina at North Carolina A&T (9-27-08)
- 15 VMI vs. Tennessee Tech (9-18-04)
- 15 Charleston Southern vs. Mississippi Valley State (9-30-17)
- 14 Liberty vs. Appalachian State (9-21-02)
- 14 Charleston Southern vs. Jacksonville (10-26-02)
- 14 VMI at Liberty (10-1-05)
- 14 Coastal Carolina at Savannah State (11-5-05)
- 14 Gardner-Webb at Samford (10-1-11)
- 14 Stony Brook vs. Central Connecticut State (9-1-12)
- 14 Liberty at Gardner-Webb (10-26-13)
- 14 Gardner-Webb vs. Charleston Southern (11-16-13)

### QUARTERBACK SACKS

- 9 Presbyterian at Gardner-Webb (10-23-10)
- 9 Charleston Southern vs. Mississippi Valley State (9-30-17)
- 8 Coastal Carolina at Davidson (11-8-03)
- 7 11 times

## FORCED FUMBLES

7	Monmouth at Robert Morris (10-4-14)
5	Gardner-Webb vs. Hampton (10-8-05)
5	Kennesaw State vs. Edward Waters (9-12-15)
4	several times

## FUMBLES RECOVERED

6	Liberty vs. VMI (11-7-09)
5	Liberty at Central Florida (9-28-02)
5	Charleston Southern vs. The Citadel (12-5-15)
4	several times

## FUMBLE RETURN YARDS

112	Liberty vs. Akron (10-12-02)
91	Presbyterian at Georgia Tech (9-8-12)
87	VMI at Liberty (11-10-07)
85	Charleston Southern vs. Point (8-28-14)
79	Elon vs. Johnson C. Smith (9-21-02)
77	Charleston So. at Gardner-Webb (10-27-07)
75	Presbyterian at Elon (9-13-08)
73	Presbyterian at Western Carolina (10-3-15)
71	Liberty at Virginia Tech (9-3-16)
70	VMI at Charleston Southern (10-13-12)

## FUMBLE RETURN TOUCHDOWNS

2	Kennesaw State vs. Edward Waters (9-12-15)
---	--

## TAKEAWAYS

8	Liberty (2 INT, 6 FR) vs. VMI (11-7-09)
7	Coastal Carolina (6 INT, 1 FR) vs. PC (10-20-07)
7	Stony Brook (4 INT, 3 FR) vs. PC (10-3-09)
7	Stony Brook (5 INT, 2 FR) vs. GWU (11-13-10)

## SEASON - INDIVIDUAL

## TOTAL TACKLES

144	Derik Screen, VMI	2003
144	Quinn Backus, Coastal Carolina	2013
139	Quinn Backus, Coastal Carolina	2012
136	Justin Huggard, VMI	2005
131	Jada Ross, Charleston Southern	2007
128	Jada Ross, Charleston Southern	2005
127	Jada Ross, Charleston Southern	2006
127	Quinn Backus, Coastal Carolina	2014
126	Mike Basile, Monmouth	2017
120	Mario Williams, Gardner-Webb	2002
120	Robert Mason, VMI	2004
120	Jeffery Williams, Gardner-Webb	2007

## SOLO TACKLES

91	Mike Basile, Monmouth	2017
85	Quinn Backus, Coastal Carolina	2013
85	Bryson Armstrong, Kennesaw State	2017
71	Quinn Backus, Coastal Carolina	2014
70	Mario Williams, Gardner-Webb	2003
70	Mike Basile, Monmouth	2015
69	Jim Maxwell, Gardner-Webb	2003
69	Quinn Backus, Coastal Carolina	2012
69	Jacob Hagen, Liberty	2014
67	Chad Geter, Gardner-Webb	2016

## ASSISTED TACKLES

86	Justin Huggard, VMI	2005
80	Derik Screen, VMI	2003
77	Jamar Leath, Coastal Carolina	2005
76	Jada Ross, Charleston Southern	2006
74	Jada Ross, Charleston Southern	2007
73	Kendrick Howard, Liberty	2002
72	Jada Ross, Charleston Southern	2005
72	Todd Baldwin, VMI	2005
71	Jeffrey Williams, Gardner-Webb	2007
70	A.J. Gross, VMI	2010
70	Quinn Backus, Coastal Carolina	2012

## TACKLES PER GAME

12.56	Tanner Burch (113 in 9), Gardner-Webb	2012
12.36	Justin Huggard (136 in 11), VMI	2005
12.00	Mario Williams (120 in 10), GWU	2002
12.00	Derik Screen (144 in 12), VMI	2003
11.91	Jada Ross (131 in 11), Charleston So.	2007
11.64	Jada Ross (128 in 11), Charleston So.	2005
11.55	Jada Ross (127 in 11), Charleston So.	2006
11.33	Marty Patterson (102 in 9), GWU	2011
10.91	Robert Mason (120 in 11), VMI	2004
10.91	Jeffery Williams (120 in 11), GWU	2007

## TACKLES FOR LOSS

24.0-115	Brian Johnston, Gardner-Webb	2007
22.5-74	Harold Wells, Gardner-Webb	2004
19.0-109	Shaquille Riddick, Gardner-Webb	2013
18.5-78	Antwan Thomas, Presbyterian	2008
17.5-84	Anthony Ellis, Charleston Southern	2015
17.0-62	Vicheal Foxx, VMI	2003
17.0-86	Chima Uzowihe, Liberty	2015
16.0-68	Aaron DeBerry, Liberty	2003
16.0-63	Maurice Simpkins, Coastal Carolina	2003
16.0-50	Anthony Ellis, Charleston Southern	2016
16.0-95	Anthony Ellis, Charleston Southern	2017

## QUARTERBACK SACKS

11.0-78	Bryson Armstrong, Kennesaw State	2017
9.5-66	Toby Onyechi, Liberty	2014
9.0-67	Anthony Ellis, Charleston Southern	2017
8.5-71	Shaquille Riddick, Gardner-Webb	2013
8.0-42	Aaron DeBerry, Liberty	2002
8.0-55	Chima Uzowihe, Liberty	2014
8.0-62	Chima Uzowihe, Liberty	2015
7.5-47	Brian Johnston, Gardner-Webb	2006
7.5-31	Adam McKinney, Presbyterian	2008
7.5-40	Dominique Davis, Liberty	2014

## 20-TACKLE GAMES

2	Jada Ross, Charleston Southern	2006
1	Mario Williams, Gardner-Webb	2002
1	Mike Pavelko, Gardner-Webb	2005
1	Mario Brown, Gardner-Webb	2006
1	Dominique Davenport, Coastal Carolina	2008
1	Marty Patterson, Gardner-Webb	2011
1	Jeffrey Pegues, Gardner-Webb	2014
1	Quinn Backus, Coastal Carolina	2014
1	Brendon Wharton, Monmouth	2016
1	Mike Basile, Monmouth	2017

## INTERCEPTIONS

8	Josh Norman, Coastal Carolina	2009
8	Jacob Hagen, Liberty	2014
6	Quinton Teal, Coastal Carolina	2004
6	Philip Ashley, Charleston Southern	2008
6	Dominique Davenport, Coastal Carolina	2010
6	Charles James, Charleston Southern	2010
6	Donald Porter, Stony Brook	2011
6	Davonte Anderson, Stony Brook	2012
6	Jacob Hagen, Liberty	2013
6	Dante Blackmon, Kennesaw State	2016

## INTERCEPTION RETURN YARDS

168	Erick Harris, Liberty	2003
127	Quinn Backus, Coastal Carolina	2013
122	Dante Blackmon, Kennesaw State	2016
121	Jacob Hagen, Liberty	2013
121	Jacob Hagen, Liberty	2014
120	Kevin Fogg, Liberty	2013
117	Philip Ashley, Charleston Southern	2008
108	Davonte Anderson, Stony Brook	2012
107	Dominique Davenport, Coastal Carolina	2010
103	Antwain Harvey, Charleston Southern	2009

## INTERCEPTION RETURN TOUCHDOWNS

2	Erick Harris, Liberty	2003
2	Dominique Davenport, Coastal Carolina	2010

## MULTI-INTERCEPTION GAMES

2	Josh Norman, Coastal Carolina	2009
2	Charles James, Charleston Southern	2010
2	Davonte Anderson, Stony Brook	2012
2	Jacob Hagen, Liberty	2014
2	Keon Roman, Kennesaw State	2017

## PASS BREAK-UPS

17	Allen Davis, Gardner-Webb	2004
15	Mario Williams, Gardner-Webb	2003
14	Tymere Berry, Monmouth	2017
12	Quinton Teal, Coastal Carolina	2004
12	Cedric McGowan, Gardner-Webb	2007
12	Josh Norman, Coastal Carolina	2011
12	Denzel Rice, Coastal Carolina	2013
12	Malcolm Jackson, Charleston Southern	2015
12	Shadarius Hopkins, Charleston Southern	2017
12	Akebren Ralls, Kennesaw State	2017

## PASSES DEFENDED

22	Allen Davis, Gardner-Webb	2004
18	Mario Williams, Gardner-Webb	2003
18	Quinton Teal, Coastal Carolina	2004
17	Charles James, Charleston Southern	2010
16	Aaron Sykes, Gardner-Webb	2003
16	Cedric McGowan, Gardner-Webb	2007
16	Tymere Berry, Monmouth	2017
15	Mike Washington, Charleston Southern	2002
15	Josh Norman, Coastal Carolina	2009
15	Davonte Anderson, Stony Brook	2012
15	Jacob Hagen, Liberty	2014
15	Akebren Ralls, Kennesaw State	2017

## FORCED FUMBLES

6	Quinn Backus, Coastal Carolina	2014
5	Mario Williams, Gardner-Webb	2003
5	D.J. Rice, Coastal Carolina	2007
4	Brian Johnston, Gardner-Webb	2005
4	Kyle O'Donnell, Liberty	2010
4	Jacob Hagen, Liberty	2014
4	Derrick Farrow, Kennesaw State	2015

## FUMBLE RETURNS/RECOVERIES

5	J.P. Weaver, Gardner-Webb	2005
4	Kendrick Howard, Liberty	2002
4	Mario Williams, Gardner-Webb	2003
4	Sam Harper, Coastal Carolina	2004
4	Jonathan Little, Gardner-Webb	2005
4	Bryson Armstrong, Kennesaw State	2017

## FUMBLE RETURN YARDS

111	Jaylan Foster, Gardner-Webb	2016
99	Randall State, Liberty	2002
91	Brandon Leston, Presbyterian	2012
87	Bryant Youngblood, VMI	2007
85	Gabe Middlebrook, Charleston Southern	2014

## FUMBLE RETURN TOUCHDOWNS

2	Roderick Holder, Coastal Carolina	2014
1	several tied with	



MIKE BASILE

## SEASON - TEAM

## FEWEST POINTS ALLOWED

172	Liberty	2006
176	Coastal Carolina	2004
199	Charleston Southern	2006
202	Stony Brook	2012
204	Gardner-Webb	2002
210	Liberty	2009
211	Liberty	2013
212	Charleston Southern	2004
217	Kennesaw State	2017
218	Charleston Southern	2017

## SCORING DEFENSE

15.5	Stony Brook	2012
15.5	Kennesaw State	2017
15.6	Liberty	2006
16.0	Coastal Carolina	2004
17.6	Liberty	2013
18.1	Charleston Southern	2006
18.7	Liberty	2008
19.1	Liberty	2009
19.6	Coastal Carolina	2014
19.8	Charleston Southern	2017

## FEWEST POINTS ALLOWED, CONFERENCE SEASON

52	Kennesaw State (5 games)	2017
59	Gardner-Webb (4 games)	2003
60	Charleston Southern (5 games)	2016
63	Gardner-Webb (3 games)	2002
65	Liberty (4 games)	2004
65	Gardner-Webb (4 games)	2004
67	Coastal Carolina (4 games)	2004
68	Liberty (4 games)	2007
74	Liberty (5 games)	2008
77	Charleston Southern (6 games)	2015

## SCORING DEFENSE, CONFERENCE SEASON

10.4	Kennesaw State (52 in 5)	2017
12.0	Charleston Southern (60 in 5)	2016
12.8	Charleston Southern (77 in 6)	2015
14.8	Gardner-Webb (59 in 4)	2003
14.8	Liberty (74 in 5)	2008
15.0	Stony Brook (90 in 6)	2012
16.0	Presbyterian (96 in 6)	2015
16.3	Liberty (65 in 4)	2004
16.3	Gardner-Webb (65 in 4)	2004
16.6	Liberty (83 in 5)	2014

## FEWEST TOUCHDOWNS ALLOWED

22	Liberty	2006
24	Coastal Carolina	2004
25	Liberty	2009
25	Stony Brook	2012
25	Gardner-Webb	2015
26	Charleston Southern	2006
26	Charleston Southern	2017
28	Gardner-Webb	2002
28	Charleston Southern	2004
28	Coastal Carolina	2005
28	Liberty	2008
28	Liberty	2013
28	Presbyterian	2015
28	Kennesaw State	2017

## FEWEST TOTAL YARDS ALLOWED

3,235	Charleston Southern	2016
3,306	Gardner-Webb	2015
3,313	Kennesaw State	2015
3,315	Charleston Southern	2004
3,373	Liberty	2006
3,388	Gardner-Webb	2010
3,401	Liberty	2010
3,424	Gardner-Webb	2002
3,427	Charleston Southern	2017
3,450	Coastal Carolina	2004

## TOTAL DEFENSE

292.0	Charleston Southern	2015
294.1	Charleston Southern	2016
296.8	Gardner-Webb	2013
298.6	Stony Brook	2012
300.5	Gardner-Webb	2015
301.2	Kennesaw State	2015
301.4	Kennesaw State	2017
306.6	Liberty	2006
308.0	Gardner-Webb	2010
309.2	Liberty	2010

## MOST GAMES HOLDING OPPONENTS UNDER 300 YARDS OF TOTAL OFFENSE

8	Liberty	2013
8	Charleston Southern	2015
7	Gardner-Webb	2010
7	Kennesaw State	2017
6	Liberty	2010
6	Stony Brook	2012
6	Gardner-Webb	2013
6	Charleston Southern	2016

## FEWEST YARDS ALLOWED PER PLAY

4.5	Charleston Southern	2016
4.6	Coastal Carolina	2004
4.6	Gardner-Webb	2013
4.6	Charleston Southern	2017
4.7	Coastal Carolina	2003

## FEWEST OFFENSIVE PLAYS ALLOWED

629	Gardner-Webb	2002
633	Kennesaw State	2015
658	Liberty	2012
659	Charleston Southern	2004
660	VMI	2007
663	Kennesaw State	2016
665	Liberty	2006
665	Liberty	2010
666	Gardner-Webb	2017
673	Liberty	2009

## FEWEST OFFENSIVE PLAYS ALLOWED PER GAME

57.4	Charleston Southern	2014
57.5	Kennesaw State	2015
59.8	Liberty	2012
60.0	VMI	2007
60.2	Charleston Southern	2015
60.3	Kennesaw State	2016
60.5	Liberty	2006
60.5	Liberty	2010
60.5	Kennesaw State	2017
60.5	Gardner-Webb	2017

## FEWEST OFFENSIVE TOUCHDOWNS ALLOWED

21	Liberty	2006
22	Stony Brook	2012
23	Gardner-Webb	2003
23	Coastal Carolina	2004
23	Gardner-Webb	2015
24	Charleston Southern	2006
24	Liberty	2009
25	Charleston Southern	2017
26	Liberty	2010
26	Kennesaw State	2016

## MOST SHUTOUTS

3	Liberty	2006
2	Gardner-Webb	2003
2	Charleston Southern	2008
2	Liberty	2008
2	Liberty	2014
2	Coastal Carolina	2015
2	Charleston Southern	2017
2	Kennesaw State	2017

## MOST GAMES HOLDING OPPONENT UNDER 10 POINTS

5	Charleston Southern	2015
5	Kennesaw State	2017
4	VMI	2003
4	Liberty	2006
4	Stony Brook	2012
4	Charleston Southern	2016
4	Charleston Southern	2017

## FEWEST RUSHING YARDS ALLOWED

1,197	Charleston Southern	2006
1,273	Liberty	2010
1,301	Gardner-Webb	2008
1,313	Stony Brook	2011
1,387	Liberty	2012
1,388	Charleston Southern	2017
1,393	Stony Brook	2010
1,402	Gardner-Webb	2009
1,413	Liberty	2007
1,429	Kennesaw State	2017

## RUSHING DEFENSE

101.0	Stony Brook	2011
102.1	Kennesaw State	2017
108.8	Charleston Southern	2006
115.7	Liberty	2010
118.3	Gardner-Webb	2008
122.5	Gardner-Webb	2013
125.9	Liberty	2008
126.2	Charleston Southern	2017
126.1	Liberty	2012
126.6	Stony Brook	2010

## MOST GAMES HOLDING OPPONENTS UNDER 100 YARDS RUSHING

8	Stony Brook	2011
7	Gardner-Webb	2008
7	Liberty	2008
6	Charleston Southern	2017
6	Kennesaw State	2017

## FEWEST RUSHING ATTEMPTS AGAINST

353	Liberty	2012
362	Gardner-Webb	2008
363	Liberty	2010
376	Stony Brook	2010
382	Liberty	2006
384	Stony Brook	2009
386	Stony Brook	2011
389	Kennesaw State	2016
393	Charleston Southern	2006
395	Charleston Southern	2014

## LOWEST YARDS PER CARRY ALLOWED

3.0	Charleston Southern	2006
3.2	Liberty	2007
3.3	Charleston Southern	2017
3.4	Stony Brook	2011
3.4	Gardner-Webb	2013
3.4	Kennesaw State	2017
3.5	Coastal Carolina	2003
3.5	Gardner-Webb	2009
3.5	Liberty	2010
3.6	Coastal Carolina	2005
3.6	Gardner-Webb	2008
3.6	VMI	2010
3.6	Charleston Southern	2016

## FEWEST RUSHING TOUCHDOWNS ALLOWED

9	Coastal Carolina	2004
10	Gardner-Webb	2015
10	Kennesaw State	2017
11	Liberty	2010
12	Charleston Southern	2006
12	Liberty	2006
12	Gardner-Webb	2009
12	VMI	2010
12	Liberty	2011
12	Liberty	2013
12	Kennesaw State	2016



## PASS EFFICIENCY DEFENSE

86.8	Coastal Carolina	2004
106.1	VMI	2003
106.3	Charleston Southern	2004
107.7	Gardner-Webb	2003
107.8	Coastal Carolina	2006
108.8	Gardner-Webb	2010
109.6	Coastal Carolina	2005
110.3	Gardner-Webb	2002
110.6	Charleston Southern	2002
111.8	Coastal Carolina	2003

## FEWEST PASSING YARDS ALLOWED

1,318	Charleston Southern	2004
1,488	Gardner-Webb	2002
1,555	Coastal Carolina	2007
1,601	Charleston Southern	2012
1,625	Kennesaw State	2015
1,635	Gardner-Webb	2010
1,667	Gardner-Webb	2015
1,738	Monmouth	2016
1,747	Charleston Southern	2016
1,753	Charleston Southern	2009

## PASSING DEFENSE

131.8	Charleston Southern	2004
141.4	Coastal Carolina	2007
144.9	Charleston Southern	2015
145.5	Charleston Southern	2012
147.7	Kennesaw State	2015
148.6	Gardner-Webb	2010
148.8	Gardner-Webb	2002
151.5	Gardner-Webb	2015
153.0	Coastal Carolina	2006
158.0	Monmouth	2016

## FEWEST PASS ATTEMPTS ALLOWED

211	Gardner-Webb	2002
218	Coastal Carolina	2007
227	Kennesaw State	2015
240	Charleston Southern	2004
243	Monmouth	2016
246	Presbyterian	2010
247	Presbyterian	2017
250	Presbyterian	2015
251	Charleston Southern	2012
251	Presbyterian	2013
251	Gardner-Webb	2015

## FEWEST PASS COMPLETIONS ALLOWED

110	Gardner-Webb	2002
118	Coastal Carolina	2007
125	Presbyterian	2016
128	Kennesaw State	2015
129	Presbyterian	2017
131	Gardner-Webb	2010
132	Charleston Southern	2012
137	Presbyterian	2015
142	Charleston Southern	2004
142	Presbyterian	2010
142	Presbyterian	2011

## LOWEST COMPLETION PERCENTAGE ALLOWED

44.3	Coastal Carolina	2004
49.8	Presbyterian	2011
50.0	Charleston Southern	2005
50.1	VMI	2003
50.8	Gardner-Webb	2010
50.9	Charleston Southern	2002
52.1	Gardner-Webb	2002
52.2	Presbyterian	2017
52.3	Coastal Carolina	2003
52.5	Gardner-Webb	2003

## LOWEST PASSING YARDS ALLOWED PER COMPLETION

9.28	Charleston Southern	2004
10.22	Stony Brook	2009
10.34	Charleston Southern	2016
10.58	Charleston Southern	2015
10.64	Liberty	2012

## LOWEST PASS YARDS ALLOWED PER ATTEMPT

5.32	Coastal Carolina	2004
5.49	Charleston Southern	2004
5.82	Charleston Southern	2016
6.09	Stony Brook	2009
6.13	Gardner-Webb	2013

## FEWEST TOUCHDOWN PASSES ALLOWED

8	Charleston Southern	2004
8	Coastal Carolina	2005
8	Charleston Southern	2015
9	Gardner-Webb	2002
9	Gardner-Webb	2003
9	Liberty	2006
9	Liberty	2012
9	Stony Brook	2012
10	Liberty	2009
11	six times	

## INTERCEPTIONS

27	Coastal Carolina	2004
24	Kennesaw State	2017
21	Coastal Carolina	2009
19	Coastal Carolina	2006
19	Liberty	2013
18	Charleston Southern	2006
18	Liberty	2007
18	Coastal Carolina	2007
17	Coastal Carolina	2003
17	VMI	2003
17	Gardner-Webb	2004
17	Coastal Carolina	2005
17	Liberty	2009
17	Stony Brook	2010
17	Liberty	2014

## INTERCEPTION RETURN YARDS

380	Coastal Carolina	2004
365	Liberty	2013
313	Liberty	2003
306	Gardner-Webb	2004
291	Monmouth	2014
288	Liberty	2007
280	Charleston Southern	2009
261	Charleston Southern	2006
248	Coastal Carolina	2010
240	Coastal Carolina	2012

## INTERCEPTION RETURN TOUCHDOWNS

4	Coastal Carolina	2010
3	Gardner-Webb	2004
3	Liberty	2007
3	Charleston Southern	2009

## PASS BREAK-UPS

71	Gardner-Webb	2003
64	Coastal Carolina	2014
62	Coastal Carolina	2013
56	Gardner-Webb	2004
51	Liberty	2008
50	Coastal Carolina	2004
49	Gardner-Webb	2013
49	Monmouth	2017
44	Charleston Southern	2002
44	Gardner-Webb	2008

## QUARTERBACK SACKS

34	Charleston Southern	2017
31	Charleston Southern	2002
31	Kennesaw State	2017
29	Gardner-Webb	2003
29	Coastal Carolina	2014
29	Liberty	2014
29	Charleston Southern	2016
27	Coastal Carolina	2003
27	Coastal Carolina	2007
27	Gardner-Webb	2013
27	Charleston Southern	2013

## TACKLES FOR LOSS

105	Gardner-Webb	2003
97	Gardner-Webb	2011
96	Charleston Southern	2002
96	Gardner-Webb	2004
94	Stony Brook	2012
93	Stony Brook	2011
92	VMI	2003
89	Coastal Carolina	2010
89	Charleston Southern	2015
86	Gardner-Webb	2013

## TURNOVER MARGIN

+23	Kennesaw State	2017
+22	Coastal Carolina	2004
+21	Liberty	2009
+16	Stony Brook	2011
+15	Coastal Carolina	2007
+15	Liberty	2013
+14	Gardner-Webb	2002
+14	Liberty	2007
+13	Stony Brook	2010
+12	Coastal Carolina	2003

## FORCED FUMBLES

19	Gardner-Webb	2005
17	Liberty	2002
17	Gardner-Webb	2003
16	Charleston Southern	2008
15	Gardner-Webb	2004
14	Coastal Carolina	2003
14	VMI	2005
14	Coastal Carolina	2007
14	Liberty	2014
13	Elon	2002
13	Coastal Carolina	2005
13	Presbyterian	2008
13	Liberty	2010
13	Monmouth	2014
13	Presbyterian	2015
13	Charleston Southern	2017

## FUMBLE RECOVERIES

19	Gardner-Webb	2005
17	Coastal Carolina	2003
17	Presbyterian	2008
16	Liberty	2002
16	Stony Brook	2011
15	Elon	2002
15	Liberty	2014
14	Charleston Southern	2003
14	Coastal Carolina	2007
14	Charleston Southern	2008
14	Stony Brook	2009

## FUMBLE RETURNS

5	Elon	2002
5	Presbyterian	2015
4	Liberty	2002
4	Liberty	2003
4	Gardner-Webb	2014
4	Coastal Carolina	2014
4	Gardner-Webb	2016

## FUMBLE RETURN YARDS

240	Presbyterian	2015
192	Elon	2002
169	Liberty	2002
130	Charleston Southern	2007
124	Liberty	2014
123	Gardner-Webb	2016
114	Charleston Southern	2015
97	Stony Brook	2011
94	Kennesaw State	2015
91	Presbyterian	2012

## FUMBLE RETURN TOUCHDOWNS

3	Charleston Southern	2007
3	Stony Brook	2011
3	Liberty	2014
3	Coastal Carolina	2014
3	Kennesaw State	2015

## FEWEST FIRST DOWNS ALLOWED

154	Liberty	2012
165	Gardner-Webb	2015
171	Liberty	2010
174	Gardner-Webb	2010
174	Kennesaw State	2015
176	Charleston Southern	2004
177	Charleston Southern	2016
178	Liberty	2006
180	Gardner-Webb	2002
182	Coastal Carolina	2007
182	Liberty	2009
182	Charleston Southern	2014

## FEWEST RUSHING FIRST DOWNS ALLOWED

59	Stony Brook	2011
63	Liberty	2010
64	Liberty	2012
75	Charleston Southern	2006
76	Gardner-Webb	2008
77	Gardner-Webb	2013
77	Gardner-Webb	2017
79	Liberty	2006
79	VMI	2010
80	Gardner-Webb	2011
80	Charleston Southern	2016

## FEWEST PASSING FIRST DOWNS ALLOWED

57	Coastal Carolina	2007
62	Gardner-Webb	2015
63	Gardner-Webb	2002
63	Charleston Southern	2004
65	Charleston Southern	2012
66	Kennesaw State	2015
68	Presbyterian	2015
70	Gardner-Webb	2010
70	Presbyterian	2010
72	Presbyterian	2013

## LOWEST THIRD-DOWN CONVERSION ALLOWED

25.9	Gardner-Webb (38-147)	2015
28.2	Gardner-Webb (49-174)	2003
30.9	Liberty (47-152)	2012
31.9	Kennesaw State (43-135)	2016
32.2	Gardner-Webb (55-171)	2013
32.4	Charleston Southern (46-142)	2014
32.6	Charleston Southern (56-172)	2015
32.9	Charleston Southern (50-152)	2013
33.1	VMI (51-154)	2010
33.3	Coastal Carolina (52-156)	2003
33.3	Coastal Carolina (56-168)	2005

## LOWEST FOURTH-DOWN CONVERSION ALLOWED

10.0	Liberty (1-10)	2010
23.1	Gardner-Webb (3-13)	2012
25.0	Gardner-Webb (3-12)	2010
25.0	Gardner-Webb (6-24)	2013
26.3	Liberty (5-19)	2011
27.8	Charleston Southern (5-18)	2004
28.6	Stony Brook (6-21)	2012
29.4	Charleston Southern (5-17)	2005
30.0	VMI (6-20)	2008
30.8	Charleston Southern (8-26)	2007

## RED ZONE DEFENSE

54.8	Gardner-Webb (17-31)	2002
58.1	Gardner-Webb (25-43)	2003
60.0	Presbyterian (21-35)	2014
62.5	Stony Brook (15-24)	2012
65.7	Charleston Southern (23-35)	2006
66.7	Liberty (34-51)	2002
66.7	Liberty (24-36)	2009
66.7	Liberty (20-30)	2013
67.4	Charleston Southern (31-46)	2008
67.7	Liberty (21-31)	2010

## CAREER

### TOTAL TACKLES

454	Jada Ross, Charleston Southern	2004-07
441	Quinn Backus, Coastal Carolina	2011-14
433	Mike Basile, Monmouth	2014-17
402	Donelle Williams, Presbyterian	2011-15
364	Jamar Leath, Coastal Carolina	2003-06
353	A.J. Gross, VMI	2007-11
348	Manny Rojas, Liberty	2003-06
345	Jeffery Williams, Gardner-Webb	2007-10
345	Chad Geter, Gardner-Webb	2012-16
324	Tanner Burch, Gardner-Webb	2011-15

### SOLO TACKLES

285	Mike Basile, Monmouth	2014-17
243	Quinn Backus, Coastal Carolina	2011-14
218	Donelle Williams, Presbyterian	2011-15
203	Chad Geter, Gardner-Webb	2012-16
199	Justin Bethel, Presbyterian	2008-11
195	Jada Ross, Charleston Southern	2004-07
177	Ed Britt, Presbyterian	2012-15
176	Marty Patterson, Gardner-Webb	2007-11
167	Mario Williams, Gardner-Webb	2002-04
166	Jeffery Williams, Gardner-Webb	2007-10

### ASSISTED TACKLES

259	Jada Ross, Charleston Southern	2004-07
233	Jamar Leath, Coastal Carolina	2003-06
220	A.J. Gross, VMI	2007-11
208	Manny Rojas, Liberty	2003-06
198	Quinn Backus, Coastal Carolina	2011-14
195	Keppy Baucom, Gardner-Webb	2002-05
188	Tanner Burch, Gardner-Webb	2011-15
184	Donelle Williams, Presbyterian	2011-15
179	Todd Baldwin, VMI	2003-05
179	Jeffery Williams, Gardner-Webb	2007-10

### TACKLES PER GAME (min. 200 tackles)

11.07	Mario Williams, Gardner-Webb	2002-04
10.56	Jada Ross, Charleston Southern	2004-07
9.62	Mike Basile, Monmouth	2014-17
9.33	Todd Baldwin, VMI	2003-05
9.32	Jeffery Williams, Gardner-Webb	2007-10
9.06	Justin Huggard, VMI	2003-05
8.82	Robert Mason, VMI	2003-05
8.65	Quinn Backus, Coastal Carolina	2011-14
8.55	Donelle Williams, Presbyterian	2011-15
8.50	Nick Vaughn, Liberty	2002-04

### TACKLES FOR LOSS

53.5-257	Brian Johnston, Gardner-Webb	2004-07
51.5-243	Anthony Ellis, Charleston Southern	2014-17
46.5-189	Preston Pemasa, Gardner-Webb	2010-13
44.0-234	Chima Uzowihe, Liberty	2012-15
38.0-163	Marty Patterson, Gardner-Webb	2007-11
36.0-100	A.J. Gross, VMI	2007-11
35.5-119	Jonna Lee, Charleston Southern	2003-07
35.5-165	Chad Geter, Gardner-Webb	2012-16
35.0-150	<b>SOLOMON BROWN, Charleston So.</b>	<b>2015-</b>
34.5-173	Adrain Grady, Coastal Carolina	2003-07

### QUARTERBACK SACKS

25.0-187	Chima Uzowihe, Liberty	2012-15
24.0-155	Anthony Ellis, Charleston Southern	2014-17
20.5-140	Brian Johnston, Gardner-Webb	2004-07
17.0-124	Adrain Grady, Coastal Carolina	2003-07
16.5-97	Phillip Oboh, Coastal Carolina	2006-09
16.5-114	Preston Pemasa, Gardner-Webb	2010-13
15.0-110	Jordan Woods, Gardner-Webb	2008-11
15.0-111	Juwan Wells, Liberty	2015-17
15.0-106	<b>SOLOMON BROWN, Charleston So.</b>	<b>2015-</b>
14.5-74	Damiso Alexander, VMI	2007-10

### MULTI-INTERCEPTION GAMES

3	Davonte Anderson, Stony Brook	2010-12
3	Jacob Hagen, Liberty	2011-14
2	seven players tied with	

## INTERCEPTIONS

17	Quinton Teal, Coastal Carolina	2003-06
15	Jacob Hagen, Liberty	2011-14
13	Josh Norman, Coastal Carolina	2008-11
12	Charles James, Charleston Southern	2009-12
12	Davonte Anderson, Stony Brook	2010-12
11	Phillip Ashley, Charleston Southern	2006-08
11	Marrio Norman, Coastal Carolina	2004-08
10	Dewitt Myers, Coastal Carolina	2003-06
10	Cedric McGowan, Gardner-Webb	2006-10
10	Troy McGowens, Charleston Southern	2013-16

## INTERCEPTION RETURN YARDS

240	Jacob Hagen, Liberty	2011-14
225	Keon Cunningham, Coastal Carolina	2007-10
186	Kevin Fogg, Liberty	2009-13
184	Erick Harris, Liberty	2002-04
170	Phillip Ashley, Charleston Southern	2006-08
161	Davonte Anderson, Stony Brook	2010-12
159	Joe Johnson, Monmouth	2014-15
154	Quinn Backus, Coastal Carolina	2011-14
154	Dante Blackmon, Kennesaw State	2015-16
152	Justin Huggard, VMI	2003-05

## INTERCEPTION RETURN TOUCHDOWNS

2	Mario Williams, Gardner-Webb	2002-04
2	Erick Harris, Liberty	2002-04
2	Cory Giddings, Stony Brook	2008-09
2	Keon Cunningham, Coastal Carolina	2007-10
2	Dominique Davenport, Coastal Caro.	2006-10
2	Antarius Terrell, Presbyterian	2009-12
2	Johnnie Houston, Coastal Carolina	2010-13
2	Jeremy Peters, Liberty	2015-17

## PASS BREAK-UPS

35	Josh Norman, Coastal Carolina	2008-11
32	Malcolm Jackson, Charleston Southern	2012-15
31	Quinton Teal, Coastal Carolina	2003-06
30	Mario Williams, Gardner-Webb	2002-04
26	Cedric McGowan, Gardner-Webb	2006-10
25	Charles James, Charleston Southern	2009-12
25	<b>SHADARIUS HOPKINS, Charleston So.</b>	<b>2015-</b>
24	Patrick Calvary, Liberty	2005-08
24	Denzel Rice, Coastal Carolina	2011-14
23	Marrio Norman, Coastal Carolina	2004-08
23	Ivan Toomer, Gardner-Webb	2011-15

## PASSES DEFENDED

48	Quinton Teal, Coastal Carolina	2003-06
48	Josh Norman, Coastal Carolina	2008-11
38	Mario Williams, Gardner-Webb	2002-04
38	Malcolm Jackson, Charleston Southern	2012-15
37	Charles James, Charleston Southern	2009-12
36	Cedric McGowan, Gardner-Webb	2006-10
36	Jacob Hagen, Liberty	2011-14
34	Mario Norman, Coastal Carolina	2004-08
32	Patrick Calvary, Liberty	2005-08
32	Troy McGowens, Charleston Southern	2013-16

## FORCED FUMBLES

9	Quinn Backus, Coastal Carolina	2011-14
8	Mario Williams, Gardner-Webb	2002-04
8	Brian Johnston, Gardner-Webb	2004-07
7	Manny Rojas, Liberty	2003-06
7	Anthony Ellis, Charleston Southern	2014-17

## FUMBLE RETURNS/RECOVERIES

7	Mario Williams, Gardner-Webb	2002-04
7	Okeba Rollinson, Charleston Southern	2005-08
6	Dominick Reyes, Stony Brook	2009-12

## FUMBLE RETURN YARDS

111	Jaylan Foster, Gardner-Webb	2016
99	Randall State, Liberty	2002
91	Brandon Leston, Presbyterian	2012
87	Bryant Youngblood, VMI	2006-09
85	Gabe Middlebrook, Charleston So.	2010-14

## FUMBLE RETURN TOUCHDOWNS

2	Jacob Hagen, Liberty	2011-14
2	Roderick Holder, Coastal Carolina	2012-15

## GAME - INDIVIDUAL

### TOUCHDOWNS SCORED

- 5 Brock Jackolski, Stony Brook at Gardner-Webb (11-12-11)
- 4 Eugene Goodman, Liberty vs. VMI (10-4-03)
- 4 Aundres Perkins, Coastal Carolina vs. Charleston Southern (11-20-04)
- 4 Andre Copeland, Charleston Southern vs. West Virginia Wesleyan (10-15-05)
- 4 Maurice Price, Charleston Southern vs. Savannah State (10-22-05)
- 4 Tim Maypray, VMI vs. Presbyterian (11-22-08)
- 4 Miguel Maysonet, Stony Brook vs. Charleston Southern (10-30-10)
- 4 Miguel Maysonet, Stony Brook vs. Lafayette (9-24-11)
- 4 Sirchauncey Holloway, Liberty vs. Kentucky Wesleyan (10-1-11)
- 4 Miguel Maysonet, Stony Brook at Charleston Southern (11-5-11)
- 4 Aldreakis Allen, Liberty at Presbyterian (10-13-12)
- 4 Teddy Allen, Charleston Southern vs. Presbyterian (10-20-12)
- 4 Lorenzo Taliaferro, Coastal Carolina at Liberty (10-19-13)
- 4 Kwabena Asante, Monmouth vs. Delaware State (8-30-14)
- 4 Christian Reyes, Charleston Southern at Charlotte (9-27-14)
- 4 Trey White, Kennesaw State at Monmouth (10-29-16)
- 4 Chandler Burks, Kennesaw State vs. Monmouth (11-18-17)

### POINTS SCORED (NON-KICKING)

- 30 Brock Jackolski, Stony Brook at Gardner-Webb (11-12-11)
- 24 Eugene Goodman, Liberty vs. VMI (10-4-03)
- 24 Aundres Perkins, Coastal Carolina vs. Charleston Southern (11-20-04)
- 24 Andre Copeland, Charleston Southern vs. West Virginia Wesleyan (10-15-05)
- 24 Maurice Price, Charleston Southern vs. Savannah State (10-22-05)
- 24 Tim Maypray, VMI vs. Presbyterian (11-22-08)
- 24 Miguel Maysonet, Stony Brook vs. Charleston Southern (10-30-10)
- 24 Miguel Maysonet, Stony Brook vs. Lafayette (9-24-11)
- 24 Sirchauncey Holloway, Liberty vs. Kentucky Wesleyan (10-1-11)
- 24 Miguel Maysonet, Stony Brook at Charleston Southern (11-5-11)
- 24 Aldreakis Allen, Liberty at Presbyterian (10-13-12)
- 24 Teddy Allen, Charleston Southern vs. Presbyterian (10-20-12)
- 24 Lorenzo Taliaferro, Coastal Carolina at Liberty (10-19-13)
- 24 Kwabena Asante, Monmouth vs. Delaware State (8-30-14)
- 24 Christian Reyes, Charleston Southern at Charlotte (9-27-14)
- 24 Trey White, Kennesaw State at Monmouth (10-29-16)
- 24 Chandler Burks, Kennesaw State vs. Monmouth (11-18-17)

### POINTS SCORED KICKING

- 18 Matt Bevins (4 FG, 6 PAT), Liberty vs. Stony Brook (11-20-10)
- 17 Ryan Gates (3 FG, 8 PAT), Gardner-Webb vs. Southern Virginia (10-24-09)
- 16 Josh Hoke (3 FG, 7 PAT), Coastal Carolina vs. North Greenville (9-25-04)
- 16 Ryan Gates (3 FG, 7 PAT), Gardner-Webb vs. Mars Hill (9-5-09)
- 16 Wesley Skiffington (4 FG, 4 PAT), Stony Brook vs. Presbyterian (10-3-09)
- 16 Matt Bevins (4 FG, 4 PAT), Liberty vs. VMI (11-7-09)
- 16 Matt Bevins (4 FG, 4 PAT), Liberty vs. Gardner-Webb (11-6-10)
- 16 Alex Probert (4 FG, 4 PAT), Liberty at Baylor (9-2-17)
- 16 Alex Probert (3 FG, 7 PAT), Liberty vs. Morehead State (9-9-17)
- 15 five times

### MOST CONSECUTIVE GAMES WITH A TOUCHDOWN

- 26 De'Angelo Henderson, Coastal Carolina (2014-15)
- 18 Zach Terrell, Liberty (2006-08)
- 12 Miguel Maysonet, Stony Brook (2012)
- 9 Rashad Jennings, Liberty (2008)
- 9 Brock Jackolski, Stony Brook (2011)
- 9 Lorenzo Taliaferro, Coastal Carolina (2013)
- 7 D.J. Abnar, Liberty (2013-14)
- 6 Zach MacDowall, Coastal Carolina (2010)
- 6 Aldreakis Allen, Liberty (2011)
- 6 Darius Hammond, Charleston Southern (2015)
- 6 Khalil Lewis, Gardner-Webb (2016)
- 6 Chaston Bennett, Kennesaw State (2016)
- 6 Chandler Burks, Kennesaw State (2017)

### MOST CONSECUTIVE MULTI-TOUCHDOWN GAMES

- 6 Miguel Maysonet, Stony Brook (2012)
- 6 Chaston Bennett, Kennesaw State (2016)
- 5 Patrick Hall, Coastal Carolina (2004)
- 5 Lorenzo Taliaferro, Coastal Carolina (2013)
- 4 Brock Jackolski, Stony Brook (2011)
- 3 William Andrews Jr., Gardner-Webb (2002-03)
- 3 Kevin Norrell, Stony Brook (2012)
- 3 Marcus Whitener, Coastal Carolina (2012)
- 3 De'Angelo Henderson, Coastal Carolina (2014)
- 3 De'Angelo Henderson, Coastal Carolina (2015)
- 3 Mike Holloway, Charleston Southern (2015)
- 3 Mike Holloway, Charleston Southern (2016)

## GAME - TEAM

### POINTS SCORED

- 77 Stony Brook vs. Pace (9-8-12)
- 76 Stony Brook at Gardner-Webb (11-12-11)
- 73 Liberty vs. VMI (11-10-07)
- 73 Liberty vs. Kentucky Wesleyan (9-28-13)
- 71 Coastal Carolina vs. Mansfield (11-12-05)
- 70 Coastal Carolina vs. Charleston Southern (11-20-10)
- 69 Liberty vs. Norfolk State (11-8-03)
- 69 VMI vs. Chowan (9-20-08)
- 69 Presbyterian vs. Bluefield (9-6-14)
- 68 Liberty vs. St. Francis, Pa. (9-29-07)
- 68 Stony Brook at Iona (11-8-08)

### TOUCHDOWNS SCORED

- 11 Stony Brook at Gardner-Webb (11-12-11)
- 11 Stony Brook vs. Pace (9-8-12)
- 10 Coastal Carolina vs. Mansfield (11-12-05)
- 10 Liberty vs. VMI (11-10-07)
- 10 VMI vs. Chowan (9-20-08)
- 10 Stony Brook at Iona (11-8-08)
- 10 Coastal Carolina vs. Charleston Southern (11-20-10)
- 10 Liberty vs. Kentucky Wesleyan (9-28-13)
- 10 Presbyterian vs. Bluefield (9-6-14)
- 9 12 times

### POINTS SCORED KICKING

- 18 Liberty (4 FG, 6 PAT) vs. VMI (11-7-09)
- 18 Liberty (4 FG, 6 PAT) vs. Stony Brook (11-20-10)
- 17 Gardner-Webb (3 FG, 8 PAT) vs. Southern Virginia (10-24-09)
- 16 Coastal Carolina (3 FG, 7 PAT) vs. North Greenville (9-25-04)
- 16 Gardner-Webb (3 FG, 7 PAT) vs. Mars Hill (9-5-09)
- 16 Stony Brook (4 FG, 4 PAT) vs. Presbyterian (10-3-09)
- 16 Liberty (3 FG, 7 PAT) vs. Coastal Carolina (10-17-09)
- 16 Liberty (4 FG, 4 PAT) vs. Gardner-Webb (11-6-10)
- 16 Liberty (4 FG, 4 PAT) at Baylor (9-2-17)
- 16 Liberty (3 FG, 7 PAT) vs. Morehead State (9-9-17)

### CONSECUTIVE GAMES WITH A POINT SCORED

- |                        |                                |
|------------------------|--------------------------------|
| 144 Liberty            | Oct. 1, 2005 – Nov. 18, 2017   |
| 67 Coastal Carolina    | Sept. 6, 2003 – Nov. 15, 2008  |
| 61 VMI                 | Oct. 16, 2004 – Sept. 4, 2010  |
| 57 Coastal Carolina    | Nov. 5, 2011 – Nov. 28, 2015   |
| 57 Charleston Southern | Sept. 22, 2012 – Nov. 25, 2016 |
| 56 Gardner-Webb        | Aug. 28, 2008 – Aug. 31, 2013  |
| 54 Stony Brook         | Oct. 18, 2008 – Dec. 1, 2012   |
| 50 Gardner-Webb        | Oct. 4, 2003 – Nov. 10, 2007   |
| 47 Presbyterian        | Aug. 30, 2008 – Sept. 8, 2012  |
| 38 Charleston Southern | Sept. 17, 2005 – Oct. 18, 2008 |

### CONSECUTIVE BIG SOUTH GAMES WITH A POINT SCORED

- |                        |                               |
|------------------------|-------------------------------|
| 78 Liberty             | Oct. 5, 2002 – Nov. 18, 2017  |
| 54 VMI                 | Oct. 4, 2003 – Nov. 9, 2013   |
| 50 Charleston Southern | Nov. 1, 2008 – Nov. 4, 2017   |
| 43 Presbyterian        | Oct. 3, 2009 – Oct. 29, 2016  |
| 30 Gardner-Webb        | Oct. 4, 2008 – Oct. 12, 2013  |
| 28 Stony Brook         | Oct. 18, 2008 – Nov. 10, 2012 |
| 24 Coastal Carolina    | Oct. 4, 2003 – Nov. 8, 2008   |
| 24 Coastal Carolina    | Nov. 5, 2011 – Nov. 19, 2015  |
| 22 Gardner-Webb        | Oct. 5, 2002 – Nov. 10, 2007  |
| 19 <b>MONMOUTH</b>     | <b>Nov. 8, 2014 – present</b> |

### CONSECUTIVE GAMES SCORING IN DOUBLE FIGURES

- |                        |                                 |
|------------------------|---------------------------------|
| 76 Liberty             | Oct. 2, 2010 – Nov. 12, 2016    |
| 57 Coastal Carolina    | Nov. 5, 2011 – Nov. 28, 2015    |
| 45 Liberty             | Sept. 23, 2006 – Sept. 18, 2010 |
| 42 Coastal Carolina    | Sept. 24, 2005 – Nov. 15, 2008  |
| 30 Charleston Southern | Sept. 17, 2005 – Nov. 10, 2007  |
| 28 Stony Brook         | Oct. 18, 2008 – Sept. 3, 2011   |
| 25 Charleston Southern | Oct. 13, 2012 – Oct. 11, 2014   |
| 24 Stony Brook         | Sept. 17, 2011 – Dec. 1, 2012   |
| 22 VMI                 | Sept. 29, 2007 – Oct. 3, 2009   |
| 18 Monmouth            | Oct. 1, 2016 – Nov. 18, 2017    |



## SEASON - TEAM

### POINTS SCORED

615	Coastal Carolina	2013
522	Coastal Carolina	2014
494	Stony Brook	2011
469	Liberty	2007
460	Stony Brook	2012
448	Liberty	2014
447	Liberty	2013
446	Coastal Carolina	2012
428	Kennesaw State	2016
421	Coastal Carolina	2015
421	Kennesaw State	2017

### SCORING OFFENSE

42.6	Liberty	2007
41.0	Coastal Carolina	2013
38.9	Kennesaw State	2016
38.0	Stony Brook	2011
37.5	Coastal Carolina	2004
37.3	Coastal Carolina	2014
37.2	Liberty	2013
36.5	Liberty	2010
36.4	Liberty	2009
35.9	Liberty	2011

### TOUCHDOWNS SCORED

84	Coastal Carolina	2013
67	Coastal Carolina	2014
66	Stony Brook	2011
61	Liberty	2007
61	Stony Brook	2012
60	Liberty	2013
60	Kennesaw State	2016
58	Coastal Carolina	2012
56	Liberty	2014
55	Coastal Carolina	2004
55	Monmouth	2017

### OFFENSIVE TOUCHDOWNS

80	Coastal Carolina	2013
61	Stony Brook	2011
61	Coastal Carolina	2014
60	Stony Brook	2012
58	Kennesaw State	2016
57	Liberty	2013
54	Coastal Carolina	2012
53	Coastal Carolina	2006
53	Liberty	2007
53	Liberty	2014

### MOST 30-POINT GAMES

13	Coastal Carolina	2014
11	Coastal Carolina	2013
10	Liberty	2007
9	Stony Brook	2011
8	Coastal Carolina	2004
8	Liberty	2008
8	Liberty	2010
8	Charleston Southern	2015
8	Coastal Carolina	2015
8	Kennesaw State	2016
8	Monmouth	2017

### MOST 40-POINT GAMES

10	Coastal Carolina	2013
7	Stony Brook	2011
7	Kennesaw State	2016
6	Liberty	2010
6	Stony Brook	2012
5	Coastal Carolina	2004
5	Liberty	2007
5	Liberty	2009
5	Liberty	2013
5	Coastal Carolina	2014
5	Monmouth	2017

### MOST 50-POINT GAMES

6	Coastal Carolina	2013
4	Liberty	2009
4	Liberty	2013
3	Coastal Carolina	2004
3	Gardner-Webb	2005
3	Liberty	2007
3	Liberty	2010
3	Stony Brook	2011
3	Gardner-Webb	2013
3	Monmouth	2014
3	Kennesaw State	2015
3	Charleston Southern	2017

### MOST 30-POINT CONFERENCE GAMES

6	Liberty	2010
6	Stony Brook	2011
5	Liberty	2008
5	Liberty	2009
5	Coastal Carolina	2010
5	Liberty	2011
5	Coastal Carolina	2012

### MOST 40-POINT CONFERENCE GAMES

6	Stony Brook	2011
4	Liberty	2009
4	Liberty	2010
4	Stony Brook	2012
4	Coastal Carolina	2013
3	Coastal Carolina	2012
3	Coastal Carolina	2014
3	Kennesaw State	2016
3	Monmouth	2017

### MOST 50-POINT CONFERENCE GAMES

4	Liberty	2009
2	Coastal Carolina	2007
2	Liberty	2007
2	Stony Brook	2011
2	Coastal Carolina	2012
2	Coastal Carolina	2013
2	Liberty	2013

### MOST POINTS SCORED, CONFERENCE SEASON

293	Stony Brook (6 games)	2011
271	Liberty (6 games)	2009
252	Coastal Carolina (6 games)	2012
244	Liberty (6 games)	2010
239	Coastal Carolina (6 games)	2010
235	Coastal Carolina (5 games)	2013
232	Stony Brook (6 games)	2012
231	Liberty (6 games)	2011
226	Stony Brook (6 games)	2010
197	Liberty (6 games)	2012

### SCORING OFFENSE, CONFERENCE SEASON

48.8	Stony Brook (293 in 6)	2011
47.8	Liberty (191 in 4)	2007
47.0	Coastal Carolina (235 in 5)	2013
45.2	Liberty (271 in 6)	2009
42.0	Gardner-Webb (126 in 3)	2002
42.0	Coastal Carolina (252 in 6)	2012
40.7	Liberty (244 in 6)	2010
39.8	Coastal Carolina (239 in 6)	2010
38.7	Stony Brook (232 in 6)	2012
38.5	Liberty (231 in 6)	2011

### CONSECUTIVE GAMES SCORING 30 POINTS

11	Coastal Carolina
9	Liberty
9	Stony Brook
8	Coastal Carolina
7	Liberty
7	Coastal Carolina
5	Coastal Carolina
5	Liberty
5	Charleston Southern
5	Charleston Southern
5	Liberty
5	Coastal Carolina

### CONSECUTIVE BIG SOUTH GAMES SCORING 30 POINTS

13	Liberty
12	Liberty
8	Coastal Carolina
7	Stony Brook
5	Coastal Carolina
5	Coastal Carolina
4	Gardner-Webb
4	Coastal Carolina
4	Charleston Southern
4	Stony Brook

### CONSECUTIVE GAMES SCORING 40 POINTS

7	Stony Brook
7	Coastal Carolina
4	Kennesaw State
3	Gardner-Webb
3	Coastal Carolina
3	Gardner-Webb
3	Liberty
3	Liberty
3	Stony Brook
3	Coastal Carolina
3	Liberty

### CONSECUTIVE BIG SOUTH GAMES SCORING 40 POINTS

7	Stony Brook
6	Coastal Carolina
3	Gardner-Webb
3	Coastal Carolina
3	Gardner-Webb
3	Liberty
3	Liberty
3	Stony Brook
3	Coastal Carolina
3	Kennesaw State

### CONSECUTIVE GAMES SCORING 50 POINTS

3	Gardner-Webb
3	Liberty
3	Coastal Carolina
3	Coastal Carolina
2	Coastal Carolina
2	Stony Brook
2	Gardner-Webb
2	Monmouth
2	Coastal Carolina
2	Kennesaw State
2	Charleston Southern

### CONSECUTIVE BIG SOUTH GAMES SCORING 50 POINTS

3	Liberty
2	Stony Brook
2	Coastal Carolina
2	Coastal Carolina

### ALL-TIME 50-POINT GAMES

24	Liberty
20	Coastal Carolina
13	Gardner-Webb
9	Charleston Southern
8	Stony Brook
6	Kennesaw State
5	Monmouth
3	VMI
1	Elon
1	Presbyterian

## SEASON - INDIVIDUAL

### OVERALL SCORING

174	Lorenzo Taliaferro, Coastal Carolina	2013
138	Miguel Maysonet, Stony Brook	2012
126	De'Angelo Henderson, Coastal Carolina	2014
120	Brock Jackolski, Stony Brook	2011
114	Rashad Jennings, Liberty	2008
114	De'Angelo Henderson, Coastal Carolina	2015
108	Chandler Burks, Kennesaw State	2017
107	Matt Bevins, Liberty	2009
105	Matt Bevins, Liberty	2010
104	Rashad Jennings, Liberty	2007

### KICK SCORING

107	Matt Bevins, Liberty	2009
105	Matt Bevins, Liberty	2010
103	Justin Thompson, Kennesaw State	2017
101	Noah Greenbaum, Liberty	2007
100	John Lunsford, Liberty	2014
97	Alex Catron, Coastal Carolina	2014
93	Wesley Skiffington, Stony Brook	2011
91	Matt Sharpe, VMI	2003
90	Alex Catron, Coastal Carolina	2013
87	Wesley Skiffington, Stony Brook	2012

### TOUCHDOWNS SCORED

29	Lorenzo Taliaferro, Coastal Carolina	2013
23	Miguel Maysonet, Stony Brook	2012
21	De'Angelo Henderson, Coastal Carolina	2014
20	Brock Jackolski, Stony Brook	2011
19	Rashad Jennings, Liberty	2008
19	De'Angelo Henderson, Coastal Carolina	2015
18	Chandler Burks, Kennesaw State	2017
17	Rashad Jennings, Liberty	2007
17	Desmond Rice, Liberty	2013
16	Jerome Simpson, Coastal Carolina	2006
16	Miguel Maysonet, Stony Brook	2011
16	D.J. Abnar, Liberty	2014

### MULTI-TOUCHDOWN GAMES

9	Miguel Maysonet, Stony Brook	2012
9	Lorenzo Taliaferro, Coastal Carolina	2013
7	Rashad Jennings, Liberty	2008
6	Rashad Jennings, Liberty	2007
6	Desmond Rice, Liberty	2013
6	D.J. Abnar, Liberty	2014
6	De'Angelo Henderson, Coastal Carolina	2015
6	Chaston Bennett, Kennesaw State	2016
5	Aundres Perkins, Coastal Carolina	2003
5	Patrick Hall, Coastal Carolina	2004
5	Aundres Perkins, Coastal Carolina	2005
5	Jerome Simpson, Coastal Carolina	2006
5	Patrick Hall, Gardner-Webb	2009
5	Chris Summers, Liberty	2010
5	Brock Jackolski, Stony Brook	2011
5	De'Angelo Henderson, Coastal Carolina	2014

### 5-TOUCHDOWN GAMES

1	Brock Jackolski, Stony Brook	2011
---	------------------------------	------

### 4-TOUCHDOWN GAMES

2	Miguel Maysonet, Stony Brook	2011
1	Eugene Goodman, Liberty	2003
1	Aundres Perkins, Coastal Carolina	2004
1	Andre Copeland, Charleston Southern	2005
1	Maurice Price, Charleston Southern	2005
1	Tim Maypray, VMI	2008
1	Miguel Maysonet, Stony Brook	2010
1	Brock Jackolski, Stony Brook	2011
1	SirChauncey Holloway, Liberty	2011
1	Aldreakis Allen, Liberty	2012
1	Teddy Allen, Charleston Southern	2012
1	Lorenzo Taliaferro, Coastal Carolina	2013
1	Kwabena Asante, Monmouth	2014
1	Christian Reyes, Charleston Southern	2014
1	Trey White, Kennesaw State	2016
1	Chandler Burks, Kennesaw State	2017

### 3-TOUCHDOWN GAMES

5	Lorenzo Taliaferro, Coastal Carolina	2013
3	Eugene Goodman, Liberty	2003
3	Rashad Jennings, Liberty	2007
3	Brock Jackolski, Stony Brook	2011
3	Miguel Maysonet, Stony Brook	2011
3	Desmond Rice, Liberty	2013
3	Chandler Burks, Kennesaw State	2017

### 10-POINT KICKING GAMES

5	Noah Greenbaum, Liberty	2007
5	Matt Bevins, Liberty	2010
5	Alex Probert, Liberty	2016
4	Matt Sharpe, VMI	2003
4	Josh Hoke, Coastal Carolina	2004
4	Matt Bevins, Liberty	2009
4	John Paglia, Charleston Southern	2009
4	John Lunsford, Liberty	2014
3	Josh Hoke, Coastal Carolina	2006
3	Ryan Gates, Gardner-Webb	2008
3	Trevar Austin, Gardner-Webb	2011
3	Wesley Skiffington, Stony Brook	2011
3	Wesley Skiffington, Stony Brook	2012
3	Justin Thompson, Kennesaw State	2015
3	Ryan Granger, Coastal Carolina	2015
3	Alex Probert, Liberty	2017
3	Justin Thompson, Kennesaw State	2017



LORENZO TALIAFERRO



CHANDLER BURKS

## CAREER

### OVERALL SCORING

318	Miguel Maysonet, Stony Brook	2010-12
316	Wesley Skiffington, Stony Brook	2009-12
309	Matt Bevins, Liberty	2008-11
297	Josh Hoke, Coastal Carolina	2003-06
294	John Lunsford, Liberty	2012-15
286	Aundres Perkins, Coastal Carolina	2003-06
278	Rashad Jennings, Liberty	2006-08
278	De'Angelo Henderson, Coastal Caro.	2013-15
264	Jerome Simpson, Coastal Carolina	2004-07
260	Alex Catron, Coastal Carolina	2011-14

### NON-KICK SCORING

318	Miguel Maysonet, Stony Brook	2010-12
286	Aundres Perkins, Coastal Carolina	2003-06
278	Rashad Jennings, Liberty	2006-08
278	De'Angelo Henderson, Coastal Caro.	2013-15
264	Jerome Simpson, Coastal Carolina	2004-07
228	Tim Maypray, VMI	2006-09
204	Lorenzo Taliaferro, Coastal Carolina	2012-13
194	Du Vaughn Flagler, Gardner-Webb	2004-07
192	Mike Brown, Liberty	2008-11
192	Brock Jackolski, Stony Brook	2010-11

### KICK SCORING

316	Wesley Skiffington, Stony Brook	2009-12
309	Matt Bevins, Liberty	2008-11
297	Josh Hoke, Coastal Carolina	2003-06
294	John Lunsford, Liberty	2012-15
260	Alex Catron, Coastal Carolina	2011-14
240	Justin Durham, Coastal Carolina	2007-10
228	Hunter Smith, Gardner-Webb	2003-06
221	<b>JUSTIN THOMPSON, Kennesaw State</b>	<b>2015-</b>
214	Nick Ellis, Charleston Southern	2003-07
198	Ryan Gates, Gardner-Webb	2008-10

### TOUCHDOWNS SCORED

53	Miguel Maysonet, Stony Brook	2010-12
47	Aundres Perkins, Coastal Carolina	2003-06
46	Rashad Jennings, Liberty	2006-08
46	De'Angelo Henderson, Coastal Carolina	2013-15
44	Jerome Simpson, Coastal Carolina	2004-07
38	Tim Maypray, VMI	2006-09
34	Lorenzo Taliaferro, Coastal Carolina	2012-13
32	Du Vaughn Flagler, Gardner-Webb	2004-07
32	Mike Brown, Liberty	2008-11
32	Brock Jackolski, Stony Brook	2010-11

### 20-TOUCHDOWN SEASONS

1	Brock Jackolski, Stony Brook	2010-11
1	Miguel Maysonet, Stony Brook	2010-12
1	Lorenzo Taliaferro, Coastal Carolina	2012-13
1	De'Angelo Henderson, Coastal Caro.	2013-15

### 10-TOUCHDOWN SEASONS

3	Aundres Perkins, Coastal Carolina	2003-06
3	Rashad Jennings, Liberty	2006-08
3	Tim Maypray, VMI	2006-09
3	Miguel Maysonet, Stony Brook	2010-12
2	Jerome Simpson, Coastal Carolina	2004-07
2	Zach Terrell, Liberty	2005-08
2	Brock Jackolski, Stony Brook	2010-11
2	Aldreakis Allen, Liberty	2009-13
2	De'Angelo Henderson, Coastal Caro.	2013-15
2	Desmond Rice, Liberty	2011-15
2	Mike Holloway, Charleston Southern	2013-16



## MULTI-TOUCHDOWN GAMES

16	Rashad Jennings, Liberty	2006-08
15	Miguel Maysonet, Stony Brook	2010-12
14	Aundres Perkins, Coastal Carolina	2003-06
14	Jerome Simpson, Coastal Carolina	2004-07
11	De'Angelo Henderson, Coastal Carolina	2013-15
10	Patrick Hall, Gardner-Webb	2007-10
10	Lorenzo Taliaferro, Coastal Carolina	2012-13
9	Brock Jackolski, Stony Brook	2010-11
9	Aldreakis Allen, Liberty	2009-13
9	Desmond Rice, Liberty	2011-15

## 5-TOUCHDOWN GAMES

1	Brock Jackolski, Stony Brook	2010-11
---	------------------------------	---------

## 4-TOUCHDOWN GAMES

3	Miguel Maysonet, Stony Brook	2010-12
1	Eugene Goodman, Liberty	2002-04
1	Aundres Perkins, Coastal Carolina	2003-06
1	Andre Copeland, Charleston Southern	2005
1	Maurice Price, Charleston Southern	2004-06
1	Tim Maypray, VMI	2006-09
1	SirChauncey Holloway, Liberty	2009-12
1	Brock Jackolski, Stony Brook	2010-11
1	Aldreakis Allen, Liberty	2009-13
1	Teddy Allen, Charleston Southern	2010-13
1	Lorenzo Taliaferro, Coastal Carolina	2012-13
1	Christian Reyes, Charleston Southern	2013-14
1	Kwabena Asanate, Monmouth	2014
1	Trey White, Kennesaw State	2015-16
1	<b>CHANDLER BURKS, Kennesaw State</b>	<b>2015-</b>

## 3-TOUCHDOWN GAMES

7	Rashad Jennings, Liberty	2006-08
7	Miguel Maysonet, Stony Brook	2010-12
5	Lorenzo Taliaferro, Coastal Carolina	2012-13
5	<b>CHANDLER BURKS, Kennesaw State</b>	<b>2015-</b>
4	Brock Jackolski, Stony Brook	2010-11
4	Desmond Rice, Liberty	2011-15
3	Eugene Goodman, Liberty	2002-04
3	Aundres Perkins, Coastal Carolina	2003-06
3	Mike Tolbert, Coastal Carolina	2004-07
3	Dominic Bolden, Liberty	2005-08
3	Edwin Gowins, Stony Brook	2008-10
3	Aldreakis Allen, Liberty	2009-13
3	De'Angelo Henderson, Coastal Carolina	2013-15
3	Darrin Peterson, Liberty	2012-15
3	Trey White, Kennesaw State	2015-16

## 10-POINT KICKING GAMES

11	Matt Bevins, Liberty	2008-11
10	Josh Hoke, Coastal Carolina	2003-06
8	Wesley Skiffington, Stony Brook	2009-12
8	John Lunsford, Liberty	2012-15
8	Alex Probert, Liberty	2016-17
7	<b>JUSTIN THOMPSON, Kennesaw State</b>	<b>2015-</b>
5	Noah Greenbaum, Liberty	2007
5	Ryan Gates, Gardner-Webb	2008-10
5	John Paglia, Charleston Southern	2008-10
4	Matt Sharpe, VMI	2003
4	Justin Durham, Coastal Carolina	2007-10
4	Alex Catron, Coastal Carolina	2011-14

## PLAYERS WITH INTERCEPTION, FUMBLE, PUNT RETURN AND KICKOFF RETURN TOUCHDOWNS

1	Kevin Fogg, Liberty (3 KR, 1 PR, 1 INT, 1 FUM)
---	--

## DEFENSIVE EXTRA POINTS

1	Robert Mason, VMI	2003-05
1	Erick Harris, Liberty	2002-04
1	Kevin Moon, Liberty	2003-05
1	Grant Harris, VMI	2003-05
1	Sean Lundy, Coastal Carolina	2005-06
1	Gerald Stevenson, Charleston So.	2007-10
1	Juan Thrasher, VMI	2008-11
1	Bryant Youngblood, VMI	2006-09
1	Dontavais Johnson, Coastal Carolina	2010-12
1	Mike McClure, Coastal Carolina	2010-13
1	LJ Perry, Presbyterian	2010-12
1	Dontavais Johnson, Coastal Carolina	2010-12
1	Steve Osondu, Presbyterian	2014-16



MIGUEL MAYSONET



DE'ANGELO HENDERSON



KEVIN FOGG



## GAME - INDIVIDUAL

### PAT KICKS MADE

- 11 Wesley Skiffington, Stony Brook vs. Pace (9-8-12)
- 10 Noah Greenbaum, Liberty vs. VMI (11-10-07)
- 10 Justin Durham, Coastal Carolina vs. Charleston Southern (11-20-10)
- 10 Wesley Skiffington, Stony Brook at Gardner-Webb (11-12-11)
- 10 John Lunsford, Liberty vs. Kentucky Wesleyan (9-28-13)
- 9 Scott Kiovsky, Liberty vs. Norfolk State (11-8-03)
- 9 Josh Hoke, Coastal Carolina vs. Mansfield (11-12-05)
- 9 Josh Hoke, Coastal Carolina vs. Savannah State (11-4-06)
- 9 Taylor Ports, Gardner-Webb vs. Savannah State (11-3-07)
- 9 Greg Stevens, VMI vs. Chowan (9-20-08)
- 9 Matt Bevins, Liberty vs. Coastal Carolina (10-15-11)

### PAT KICKS ATTEMPTED

- 11 Wesley Skiffington, Stony Brook vs. Pace (9-8-12)
- 10 Noah Greenbaum, Liberty vs. VMI (11-10-07)
- 10 Luke Gaddis, Stony Brook vs. Iona (11-8-08)
- 10 Justin Durham, Coastal Carolina vs. Charleston Southern (11-20-10)
- 10 Wesley Skiffington, Stony Brook at Gardner-Webb (11-12-11)
- 10 John Lunsford, Liberty vs. Kentucky Wesleyan (9-28-13)
- 9 Scott Kiovsky, Liberty vs. Norfolk State (11-8-03)
- 9 Josh Hoke, Coastal Carolina vs. Mansfield (11-12-05)
- 9 Josh Hoke, Coastal Carolina vs. Savannah State (11-4-06)
- 9 Noah Greenbaum, Liberty vs. St. Francis, Pa. (9-29-07)
- 9 Taylor Ports, Gardner-Webb vs. Savannah State (11-3-07)
- 9 Greg Stevens, VMI vs. Chowan (9-20-08)
- 9 Matt Bevins, Liberty vs. Coastal Carolina (10-15-11)

### PAT KICK PERCENTAGE (min. 9 attempts)

- 100.0 Wesley Skiffington (11-of-11), Stony Brook vs. Pace (9-8-12)
- 100.0 Noah Greenbaum (10-of-10), Liberty vs. VMI (11-10-07)
- 100.0 Justin Durham (10-of-10), Coastal Carolina vs. Charleston Southern (11-20-10)
- 100.0 Wesley Skiffington (10-of-10), Stony Brook at Gardner-Webb (11-12-11)
- 100.0 John Lunsford (10-of-10), Liberty vs. Kentucky Wesleyan (9-28-13)
- 100.0 Scott Kiovsky (9-of-9), Liberty vs. Norfolk State (11-8-03)
- 100.0 Josh Hoke (9-of-9), Coastal Carolina vs. Mansfield (11-12-05)
- 100.0 Josh Hoke (9-of-9), Coastal Carolina vs. Savannah State (11-4-06)
- 100.0 Taylor Ports (9-of-9), Gardner-Webb vs. Savannah State (11-3-07)
- 100.0 Greg Stevens (9-of-9), VMI vs. Chowan (9-20-08)
- 100.0 Matt Bevins (9-of-9), Liberty vs. Coastal Carolina (10-15-11)

### FIELD GOALS MADE

- 4 Matt Sharpe, VMI vs. Gardner-Webb (10-18-03)
- 4 Matt Sharpe, VMI at Coastal Carolina (11-1-03)
- 4 Josh Hoke, Coastal Carolina vs. Elon (9-2-06)
- 4 Nick Ellis, Charleston Southern vs. Savannah State (10-6-07)
- 4 Ryan Gates, Gardner-Webb vs. Sam Houston State (9-27-08)
- 4 Matt Bevins, Liberty vs. Elon (11-22-08)
- 4 Wesley Skiffington, Stony Brook vs. Presbyterian (10-3-09)
- 4 Matt Bevins, Liberty vs. VMI (11-7-09)
- 4 Matt Bevins, Liberty vs. Gardner-Webb (11-6-10)
- 4 Matt Bevins, Liberty vs. Stony Brook (11-20-10)
- 4 Trevor Austin, Gardner-Webb at Coastal Carolina (10-22-11)
- 4 Jordan Day, Gardner-Webb vs. Richmond (9-14-13)
- 4 Justin Thompson, Kennesaw State vs. Shorter (9-19-15)
- 4 Justin Thompson, Kennesaw State vs. Gardner-Webb (10-17-15)
- 4 Alex Probert, Liberty at Baylor (9-2-17)

### FIELD GOAL ATTEMPTS

- 7 Justin Thompson, Kennesaw State vs. Shorter (9-19-15)
- 6 Alex Probert, Liberty vs. Duquesne (11-4-17)
- 5 Matt Sharpe, VMI vs. Charleston Southern (10-11-03)
- 5 Matt Sharpe, VMI at Coastal Carolina (11-1-03)
- 5 Josh Hoke, Coastal Carolina at Liberty (10-22-05)
- 5 Josh Hoke, Coastal Carolina vs. Elon (9-2-06)
- 5 Justin Durham, Coastal Carolina vs. Winston-Salem State (9-8-07)
- 5 John Lunsford, Liberty at Gardner-Webb (10-10-15)
- 5 Justin Thompson, Kennesaw State vs. Gardner-Webb (10-17-15)

### FIELD GOAL PERCENTAGE (min. 4 attempts)

- 100.0 11 times, last by Alex Probert (4-of-4), Liberty at Baylor (9-2-17)

### MOST 40-PLUS YARD FIELD GOALS

- 3 Matt Bevins (43, 42, 40), Liberty vs. VMI (11-7-09)
- 3 John Paglia (51, 46, 43), Charleston Southern vs. Stony Brook (11-14-09)
- 3 Alex Probert (47, 50, 47), Liberty at Kennesaw State (10-15-16)

### LONGEST FIELD GOAL

- 60 John Lunsford, Liberty vs. Richmond (10-4-14)
- 57 John Lunsford, Liberty vs. Bryant (9-20-14)
- 57 John Lunsford, Liberty at Southern Illinois (9-26-15)
- 57 John Lunsford, Liberty vs. Kennesaw State (10-24-15)
- 56 John Lunsford, Liberty at James Madison (11-29-14)
- 56 John Lunsford, Liberty at Georgia State (10-3-15)
- 53 Matt Sharpe, VMI at Coastal Carolina (11-1-03)
- 53 Barrett Way, VMI vs. Liberty (11-6-04)
- 53 Alex Catron, Coastal Carolina at Gardner-Webb (11-1-14)
- 52 six times

### LONGEST FIELD GOAL ATTEMPT

- 60 John Lunsford, Liberty vs. Richmond, 10-4-14 (good)
- 57 Josh Hoke, Coastal Carolina vs. Delaware State, 9-24-05 (no good)
- 57 John Lunsford, Liberty at Old Dominion, 10-5-13 (no good)
- 57 John Lunsford, Liberty vs. Bryant, 9-20-14 (good)
- 57 John Lunsford, Liberty at Appalachian State, 10-11-14 (no good)
- 57 John Lunsford, Liberty at Southern Illinois, 9-26-15 (blocked)
- 57 John Lunsford, Liberty at Southern Illinois, 9-26-15 (good)
- 57 John Lunsford, Liberty vs. Kennesaw State, 10-24-15 (good)
- 56 John Lunsford, Liberty vs. VMI, 11-2-13 (no good)
- 56 John Lunsford, Liberty at James Madison, 11-29-14 (good)
- 56 John Lunsford, Liberty at Georgia State, 10-3-14 (good)

## GAME - TEAM

### PAT KICKS ATTEMPTED

- 11 Stony Brook vs. Pace (9-8-12)
- 10 Liberty vs. VMI (11-10-07)
- 10 Stony Brook at Iona (11-8-08)
- 10 Coastal Carolina vs. Charleston Southern (11-20-10)
- 10 Stony Brook at Gardner-Webb (11-12-11)
- 10 Liberty vs. Kentucky Wesleyan (9-28-13)
- 10 Presbyterian vs. Bluefield (9-6-14)

### PAT KICKS MADE

- 11 Stony Brook vs. Pace (9-8-12)
- 10 Liberty vs. VMI (11-10-07)
- 10 Coastal Carolina vs. Charleston Southern (11-20-10)
- 10 Stony Brook at Gardner-Webb (11-12-11)
- 10 Liberty vs. Kentucky Wesleyan (9-28-13)

### PAT KICKS PERCENTAGE (min. 10 attempts)

- 100.0 Stony Brook (11-of-11) vs. Pace (9-8-12)
- 100.0 Liberty (10-of-10) vs. VMI (11-10-07)
- 100.0 Coastal Carolina (10-of-10) vs. Charleston Southern (11-20-10)
- 100.0 Stony Brook (10-of-10) at Gardner-Webb (11-12-11)
- 100.0 Liberty (10-of-10) vs. Kentucky Wesleyan (9-28-13)

### FIELD GOAL ATTEMPTS

- 7 Kennesaw State vs. Shorter (9-19-15)
- 6 Liberty vs. Duquesne (11-4-17)
- 5 VMI vs. Charleston Southern (10-11-03)
- 5 VMI at Coastal Carolina (11-1-03)
- 5 Coastal Carolina at Liberty (10-22-05)
- 5 Coastal Carolina vs. Elon (9-2-06)
- 5 Coastal Carolina vs. Winston-Salem State (9-8-07)
- 5 Liberty at Gardner-Webb (10-10-15)
- 5 Kennesaw State vs. Gardner-Webb (10-17-15)

### FIELD GOALS MADE

- 4 15 times, last by Liberty at Baylor (9-2-17)

### FIELD GOAL PERCENTAGE (min. 4 attempts)

- 100.0 VMI (4-of-4) vs. Gardner-Webb (10-18-03)
- 100.0 Charleston Southern (4-of-4) vs. Savannah State (10-6-07)
- 100.0 Gardner-Webb (4-of-4) vs. Sam Houston State (9-27-08)
- 100.0 Liberty (4-of-4) vs. Elon (11-22-08)
- 100.0 Stony Brook (4-of-4) vs. Presbyterian (10-3-09)
- 100.0 Liberty (4-of-4) vs. VMI (11-7-09)
- 100.0 Liberty (4-of-4) vs. Gardner-Webb (11-6-10)
- 100.0 Liberty (4-of-4) vs. Stony Brook (11-20-10)
- 100.0 Gardner-Webb (4-of-4) at Coastal Carolina (10-22-11)
- 100.0 Gardner-Webb (4-of-4) vs. Richmond (9-14-13)
- 100.0 Liberty (4-of-4) at Baylor (9-2-17)

## SEASON - INDIVIDUAL

### PATs

60	Wesley Skiffington, Stony Brook	2011
60	Alex Catron, Coastal Carolina	2013
56	Noah Greenbaum, Liberty	2007
53	Josh Hoke, Coastal Carolina	2004
53	John Lunsford, Liberty	2013
52	Alex Catron, Coastal Carolina	2014
52	Justin Thompson, Kennesaw State	2017
51	Wesley Skiffington, Stony Brook	2012
49	Josh Hoke, Coastal Carolina	2006
48	Greg Stevens, VMI	2008

### PAT ATTEMPTS

63	Alex Catron, Coastal Carolina	2013
62	Wesley Skiffington, Stony Brook	2011
59	Noah Greenbaum, Liberty	2007
54	Josh Hoke, Coastal Carolina	2004
53	John Lunsford, Liberty	2013
53	Alex Catron, Coastal Carolina	2014
52	Wesley Skiffington, Stony Brook	2012
52	Justin Thompson, Kennesaw State	2017
50	Josh Hoke, Coastal Carolina	2006
50	Greg Stevens, VMI	2008

### PAT PERCENTAGE (min. 35 made)

100.0	John Lunsford (53-53), Liberty	2013
100.0	Justin Thompson (52-52), Kennesaw State	2017
100.0	Josh Hoke (38-38), Coastal Carolina	2005
100.0	Ryan Gates (38-38), Gardner-Webb	2009
100.0	Ryan Granger (38-38), Coastal Carolina	2015
98.1	Josh Hoke (53-54), Coastal Carolina	2004
98.1	Alex Catron (52-53), Coastal Carolina	2014
98.1	Wesley Skiffington (51-52), Stony Brook	2012
98.0	Josh Hoke (49-50), Coastal Carolina	2006
97.8	Matt Bevins (45-46), Liberty	2010

### FIELD GOALS

22	Matt Bevins, Liberty	2009
20	Matt Bevins, Liberty	2010
19	John Lunsford, Liberty	2014
17	Matt Sharpe, VMI	2003
17	Justin Thompson, Kennesaw State	2017
16	Ryan Gates, Gardner-Webb	2008
16	John Paglia, Charleston Southern	2009
16	Ryan Granger, Coastal Carolina	2015
15	Wes Skiffington, Stony Brook	2009
15	Noah Greenbaum, Liberty	2007
15	Alex Catron, Coastal Carolina	2014
15	Alex Probert, Liberty	2016

### FIELD GOAL ATTEMPTS

27	Matt Bevins, Liberty	2010
26	Matt Bevins, Liberty	2009
25	Alex Catron, Coastal Carolina	2014
24	Matt Sharpe, VMI	2003
24	John Lunsford, Liberty	2014
24	John Lunsford, Liberty	2015
22	Josh Hoke, Coastal Carolina	2005
22	Ryan Gates, Gardner-Webb	2008
22	John Paglia, Charleston Southern	2009
21	Justin Thompson, Kennesaw State	2017

### FIELD GOAL PERCENTAGE (10-14 made)

90.9	Paul Schumacher (10-11), Gardner-Webb	2016
84.6	Barrett Way (11-13), VMI	2005
83.3	Barrett Way (10-12), VMI	2006
81.3	Ryan Gates (13-16), Gardner-Webb	2009
80.0	Trever Austin (12-15), Gardner-Webb	2011
77.8	Jordan Day (14-18), Gardner-Webb	2013
76.9	Hunter Smith (10-13), Gardner-Webb	2005
76.9	Alex Catron (10-13), Coastal Carolina	2013
75.0	Matt Bevins (12-16), Liberty	2008
75.0	Wesley Skiffington (12-16), Stony Brook	2012

### FIELD GOAL PERCENTAGE (min. 15 made)

88.2	Wes Skiffington (15-17), Stony Brook	2009
84.6	Matt Bevins (22-26), Liberty	2009
81.0	Justin Thompson (17-21), Kennesaw State	2017
80.0	Ryan Granger (16-20), Coastal Carolina	2015
79.2	John Lunsford (19-24), Liberty	2014
78.9	Noah Greenbaum (15-19), Liberty	2007
78.9	Alex Probert (15-19), Liberty	2016
74.1	Matt Bevins (20-27), Liberty	2010
72.7	Ryan Gates (16-22), Gardner-Webb	2008
72.7	John Paglia (16-22), Charleston Southern	2009

### MOST 60-YARD FIELD GOALS

1	John Lunsford, Liberty	2014
---	------------------------	------

### MOST 50-YARD FIELD GOALS

5	John Lunsford, Liberty	2014
4	John Lunsford, Liberty	2015
2	Matt Bevins, Liberty	2010
2	John Lunsford, Liberty	2013
2	Dillon Christopher, VMI	2013
2	Alex Probert, Liberty	2016

### MOST 40-YARD-PLUS FIELD GOALS

7	Matt Sharpe, VMI	2003
7	Matt Bevins, Liberty	2009
7	John Lunsford, Liberty	2014
6	Ryan Gates, Gardner-Webb	2008
6	John Paglia, Charleston Southern	2009
6	John Lunsford, Liberty	2015
6	Alex Probert, Liberty	2016
5	Matt Bevins, Liberty	2010
5	Wesley Skiffington, Stony Brook	2012
5	Tyler Tekac, Charleston Southern	2017

### MOST 4-FIELD GOAL GAMES

2	Matt Sharpe, VMI	2003
2	Matt Bevins, Liberty	2010
2	Justin Thompson, Kennesaw State	2015
1	Josh Hoke, Coastal Carolina	2006
1	Nick Ellis, Charleston Southern	2007
1	Ryan Gates, Gardner-Webb	2008
1	Matt Bevins, Liberty	2008
1	Wes Skiffington, Stony Brook	2009
1	Matt Bevins, Liberty	2009
1	Trever Austin, Gardner-Webb	2011
1	Jordan Day, Gardner-Webb	2013
1	Alex Probert, Liberty	2017



JOHN LUNS福德

## SEASON - TEAM

### PAT KICKS MADE

63	Stony Brook	2011
63	Coastal Carolina	2013
59	Liberty	2013
58	Stony Brook	2012
58	Coastal Carolina	2014
56	Liberty	2007
54	Kennesaw State	2016
53	Coastal Carolina	2004
52	Kennesaw State	2017
50	Coastal Carolina	2012

### PAT KICKS ATTEMPTED

66	Coastal Carolina	2013
65	Stony Brook	2011
59	Liberty	2007
59	Stony Brook	2012
59	Liberty	2013
59	Coastal Carolina	2014
57	Kennesaw State	2016
54	Coastal Carolina	2004
52	Coastal Carolina	2012
52	Monmouth	2017
52	Kennesaw State	2017

### PAT KICKING PERCENTAGE (min. 35 made)

100.0	Coastal Carolina (38-38)	2005
100.0	Gardner-Webb (38-38)	2009
100.0	Liberty (59-59)	2013
100.0	Coastal Carolina (38-38)	2015
100.0	Kennesaw State (52-52)	2017
98.3	Stony Brook (58-59)	2012
98.3	Coastal Carolina (58-59)	2014
98.1	Coastal Carolina (53-54)	2004
98.0	Coastal Carolina (49-50)	2006
98.0	Liberty (48-49)	2014

### FIELD GOALS MADE

22	Liberty	2009
20	Liberty	2010
20	Liberty	2014
18	Coastal Carolina	2014
17	VMI	2003
17	Liberty	2008
17	Coastal Carolina	2015
17	Kennesaw State	2017
16	Gardner-Webb	2008
16	Charleston Southern	2009

### FIELD GOALS ATTEMPTED

29	Coastal Carolina	2014
27	Liberty	2010
26	Liberty	2009
25	Liberty	2014
24	VMI	2003
24	Liberty	2015
22	Coastal Carolina	2005
22	Liberty	2008
22	Gardner-Webb	2008
22	Coastal Carolina	2008
22	Charleston Southern	2009
22	Coastal Carolina	2015

### FIELD GOAL PERCENTAGE (10-14 made)

90.9	Gardner-Webb (10-11)	2016
84.6	VMI (11-13)	2005
83.3	VMI (10-12)	2006
81.2	Gardner-Webb (13-16)	2009
80.0	Gardner-Webb (12-15)	2011
80.0	Coastal Carolina (12-15)	2013
77.8	Gardner-Webb (14-18)	2013
76.9	Gardner-Webb (10-13)	2005
75.0	Stony Brook (12-16)	2012
73.3	Gardner-Webb (11-15)	2007
73.3	Stony Brook (11-15)	2011
73.3	Charleston Southern (11-15)	2013



## FIELD GOAL PERCENTAGE (min. 15 made)

88.2	Stony Brook (15-17)	2009
84.6	Liberty (22-26)	2009
81.0	Kennesaw State (17-21)	2017
80.0	Liberty (20-25)	2014
78.9	Liberty (15-19)	2007
78.9	Liberty (15-19)	2016
77.3	Liberty (17-22)	2008
77.3	Coastal Carolina (17-22)	2015
74.1	Liberty (20-27)	2010
72.7	Gardner-Webb (16-22)	2008
72.7	Charleston Southern (16-22)	2009

## CAREER

### PATS

181	Wesley Skiffington, Stony Brook	2009-12
177	Josh Hoke, Coastal Carolina	2003-06
158	Alex Catron, Coastal Carolina	2011-14
150	John Lunsford, Liberty	2012-15
135	Matt Bevins, Liberty	2008-11
128	<b>JUSTIN THOMPSON, Kennesaw State</b>	<b>2015-</b>
127	Nick Ellis, Charleston Southern	2003-07
118	Hunter Smith, Gardner-Webb	2003-06
114	Justin Durham, Coastal Carolina	2007-10
98	TYLER TEKAC, Charleston Southern	2015-

### PAT ATTEMPTS

190	Wesley Skiffington, Stony Brook	2009-12
183	Josh Hoke, Coastal Carolina	2003-06
164	Alex Catron, Coastal Carolina	2011-14
154	John Lunsford, Liberty	2012-15
138	Matt Bevins, Liberty	2008-11
135	Nick Ellis, Charleston Southern	2003-07
134	<b>JUSTIN THOMPSON, Kennesaw State</b>	<b>2015-</b>
131	Hunter Smith, Gardner-Webb	2003-06
128	Justin Durham, Coastal Carolina	2007-10
104	<b>TYLER TEKAC, Charleston Southern</b>	<b>2015-</b>

### PAT PERCENTAGE (50-74 made)

100.0	Brett Norton (50-50), Presbyterian	2015-17
95.7	Aaron Mayes (67-70), Presbyterian	2009-12
94.9	Noah Greenbaum (56-59), Liberty	2007
92.2	Alex Probert (71-77), Liberty	2016-17
91.8	Matt White (67-73), Monmouth	2014-17
90.2	Barrett Way (55-61), VMI	2004-06
89.2	Cam Miller (58-65), Presbyterian	2008-10
83.6	John Paglia (56-67), Charleston So.	2007-10

### PAT PERCENTAGE (75-99 made)

97.9	Ryan Gates (92-94), Gardner-Webb	2008-10
97.8	Paul Schumacher (91-93), GWU	2014-17
95.1	Zac Kolegue (77-81), Liberty	2004-07
94.2	<b>TYLER TEKAC (98-104), Charleston So.</b>	<b>2015-</b>
93.5	Jeff Sexton (86-92), VMI	2009-12

### PAT PERCENTAGE (min. 100 made)

97.8	Matt Bevins (135-138), Liberty	2008-11
97.4	John Lunsford (150-154), Liberty	2012-15
96.7	Josh Hoke (177-183), Coastal Carolina	2003-06
96.3	Alex Catron (158-164), Coastal Carolina	2011-14
95.5	<b>JUSTIN THOMPSON (128-134), KSU</b>	<b>2015-</b>
95.3	Wesley Skiffington (181-190), SBU	2009-12
94.1	Nick Ellis (127-135), Charleston So.	2003-07
90.1	Hunter Smith (118-131), Gardner-Webb	2003-06
89.1	Justin Durham (114-128), Coastal Caro.	2007-10

### FIELD GOALS

58	Matt Bevins, Liberty	2008-11
48	John Lunsford, Liberty	2012-15
45	Wesley Skiffington, Stony Brook	2009-12
42	Justin Durham, Coastal Carolina	2007-10
40	Josh Hoke, Coastal Carolina	2003-06
37	Hunter Smith, Gardner-Webb	2003-06
35	Ryan Gates, Gardner-Webb	2008-10
35	Paul Schumacher, Gardner-Webb	2014-17
34	Alex Catron, Coastal Carolina	2011-14
31	<b>JUSTIN THOMPSON, Kennesaw State</b>	<b>2015-</b>

## FIELD GOAL ATTEMPTS

79	John Lunsford, Liberty	2012-15
77	Matt Bevins, Liberty	2008-11
66	Justin Durham, Coastal Carolina	2007-10
63	Josh Hoke, Coastal Carolina	2003-06
60	Wesley Skiffington, Stony Brook	2009-12
55	Paul Schumacher, Gardner-Webb	2014-17
52	Hunter Smith, Gardner-Webb	2003-06
50	Alex Catron, Coastal Carolina	2011-14
49	Ryan Gates, Gardner-Webb	2008-10
45	Nick Ellis, Charleston Southern	2003-07

## FIELD GOAL PERCENTAGE (15-29 made)

80.8	Ryan Granger (21-26), Coastal Carolina	2013-15
78.9	Noah Greenbaum (15-19), Liberty	2007
78.4	Barrett Way (29-37), VMI	2004-06
74.4	Alex Probert (29-39), Liberty	2016-17
70.8	Matt Sharpe (17-24), VMI	2003
66.7	Trever Austin (20-30), Gardner-Webb	2011-12
66.7	<b>TYLER TEKAC (18-27), Charleston So.</b>	<b>2015-</b>
65.9	John Paglia (29-44), Charleston So.	2007-10
65.5	Matt White (19-29), Monmouth	2014-17
64.4	Nick Ellis (29-45), Charleston So.	2003-07

## FIELD GOAL PERCENTAGE (min. 30 made)

75.3	Matt Bevins (58-77), Liberty	2008-11
75.0	Wesley Skiffington (45-60), SBU	2009-12
73.8	<b>JUSTIN THOMPSON (31-42), KSU</b>	<b>2015-</b>
71.4	Ryan Gates (35-49), Gardner-Webb	2008-10
71.2	Hunter Smith (37-52), Gardner-Webb	2003-06
68.0	Alex Catron (34-50), Coastal Carolina	2011-14
63.6	Justin Durham (42-66), Coastal Caro.	2007-10
63.6	Paul Schumacher (35-55), GWU	2014-17
63.5	Josh Hoke (40-63), Coastal Carolina	2003-06
60.8	John Lunsford (48-79), Liberty	2012-15

## MOST 60-YARD FIELD GOALS

1	John Lunsford, Liberty	2012-15
---	------------------------	---------

## MOST 50-YARD FIELD GOALS

12	John Lunsford, Liberty	2012-15
4	Matt Bevins, Liberty	2008-11
2	Barrett Way, VMI	2004-06
2	Hunter Smith, Gardner-Webb	2003-06
2	Dillon Christopher, VMI	2013
2	Alex Catron, Coastal Carolina	2011-14
2	Alex Probert, Liberty	2016-17

## MOST 40-YARD-PLUS FIELD GOALS

20	John Lunsford, Liberty	2012-15
15	Matt Bevins, Liberty	2008-11
13	Hunter Smith, Gardner-Webb	2003-06
10	Ryan Gates, Gardner-Webb	2008-10
10	Justin Durham, Coastal Carolina	2007-10
10	Alex Probert, Liberty	2016-17
9	John Paglia, Charleston Southern	2007-10
9	Wesley Skiffington, Stony Brook	2009-12
9	Alex Catron, Coastal Carolina	2011-14
8	Josh Hoke, Coastal Carolina	2003-06

## MOST 4-FIELD GOAL GAMES

4	Matt Bevins, Liberty	2008-11
2	Matt Sharpe, VMI	2003
2	<b>JUSTIN THOMPSON, Kennesaw State</b>	<b>2015-</b>
1	Josh Hoke, Coastal Carolina	2003-06
1	Nick Ellis, Charleston Southern	2003-07
1	Ryan Gates, Gardner-Webb	2008-10
1	Wesley Skiffington, Stony Brook	2009-12
1	Trever Austin, Gardner-Webb	2011-12
1	Jordan Day, Gardner-Webb	2013
1	Alex Probert, Liberty	2016-17



WESLEY SKIFFINGTON



MATT BEVINS



JUSTIN THOMPSON



## GAME - INDIVIDUAL

### PUNTS

- 12 Patrick Morgano, Presbyterian vs. Elon (9-12-09)
- 12 Brett Norton, Presbyterian at Chattanooga (9-10-16)
- 12 Trey Turner, Liberty vs. Jacksonville State (9-24-16)
- 12 Kyle Reighard, Charleston Southern at Mississippi State (9-2-17)
- 12 Kyle Reighard, Charleston Southern at Indiana (10-7-17)
- 11 Graham Whitlock, Gardner-Webb at Georgia Southern (9-7-02)
- 11 Andy Brown, Charleston Southern at Florida State (9-10-11)
- 11 Cameron Murray, VMI vs. Stony Brook (10-22-11)
- 11 Graham Purvis, Gardner-Webb vs. Charleston Southern (10-29-11)
- 11 Jordan Day, Gardner-Webb at Presbyterian (11-23-13)
- 11 Stephen Doar, Presbyterian at Charlotte (9-12-15)
- 11 Brett Norton, Presbyterian at Central Michigan (9-1-16)

### PUNTING YARDS

- 537 Kyle Reighard (12 punts), Charleston Southern at Mississippi State (9-2-17)
- 526 Brett Norton (12 punts), Presbyterian at Chattanooga (9-10-16)
- 520 Trey Turner (12 punts), Liberty vs. Jacksonville State (9-24-16)
- 497 Graham Purvis (11 punts), Gardner-Webb vs. Charleston Southern (10-29-11)
- 465 Patrick Morgano (9 punts), Presbyterian at California (9-17-11)
- 463 Jordan Day (11 punts), Gardner-Webb at Presbyterian (11-23-13)
- 462 Kyle Reighard (12 punts), Charleston Southern at Indiana (10-7-17)
- 458 Michael Hanna (10 punts), Gardner-Webb at Georgia Tech (10-11-08)
- 454 Graham Whitlock (11 punts), Gardner-Webb at Georgia Southern (9-7-02)
- 445 Graham Whitlock (9 punts), Gardner-Webb at Montana State (9-6-03)
- 445 Brett Norton (11 punts), Presbyterian at Central Michigan (9-1-16)

### PUNTING AVERAGE (3-4 punts)

- 52.7 Austin Cain (3 for 158), Coastal Carolina at Charleston Southern (11-12-11)
- 50.7 Graham Whitlock (3 for 152), Gardner-Webb vs. Chattanooga (9-20-03)
- 50.7 Michael Hanna (3 for 152), Gardner-Webb vs. Tennessee-Martin (9-24-05)
- 50.0 Marc Ray (3 for 150), VMI vs. Robert Morris (9-5-09)
- 50.0 Austin Cain (3 for 150), Coastal Carolina at Florida A&M (9-20-14)
- 49.8 Matt White (4 for 199), Monmouth at Fordham (9-26-15)
- 49.2 Michael Hanna (4 for 197), Gardner-Webb vs. Glenville State (10-14-06)
- 48.7 Matt White (3 for 146), Monmouth vs. Fordham (10-1-16)
- 48.3 Graham Whitlock (3 for 145), Gardner-Webb at Wofford (11-6-04)
- 48.0 Truett Burns (3 for 144), Charleston Southern vs. Liberty (11-14-15)

### PUNTING AVERAGE (5-9 punts)

- 52.8 Michael Hanna (5 for 264), Gardner-Webb vs. Tennessee Tech (9-9-06)
- 51.7 Patrick Morgano (9 for 465), Presbyterian at California (9-17-11)
- 50.4 Graham Purvis (5 for 252), Gardner-Webb vs. Brevard (9-4-10)
- 50.0 Brett Norton (5 for 250), Presbyterian vs. Charleston Southern (10-14-17)
- 49.4 Graham Whitlock (9 for 445), Gardner-Webb at Montana State (9-6-03)
- 48.2 Noah Crouch (5 for 241), Liberty vs. Hofstra (11-22-03)
- 48.0 Stephen Doar (5 for 240), Presbyterian vs. Coastal Carolina (11-10-12)
- 48.0 Andrew Komornik (6 for 288), Gardner-Webb vs. The Citadel (9-17-16)
- 47.8 Graham Whitlock (8 for 382), Gardner-Webb at Furman (9-27-03)
- 47.8 Trey Turner (6 for 287), Liberty at Charleston Southern (11-18-17)

### PUNTING AVERAGE (min. 10 punts)

- 45.8 Michael Hanna (10 for 458), Gardner-Webb at Georgia Tech (10-11-08)
- 45.2 Graham Purvis (11 for 497), Gardner-Webb vs. Charleston Southern (10-29-11)
- 44.8 Kyle Reighard (12 for 537), Charleston Southern at Mississippi State (9-2-17)
- 44.3 Grant Bowden (10 for 443), Liberty vs. Stony Brook (11-10-12)
- 43.8 Brett Norton (12 for 526), Presbyterian at Chattanooga (9-10-16)
- 43.7 Andrew Komornik (10 for 437), Gardner-Webb vs. Coastal Carolina (10-15-16)
- 43.3 Trey Turner (12 for 520), Liberty vs. Jacksonville State (9-24-16)
- 42.1 Jordan Day (11 for 463), Gardner-Webb at Presbyterian (11-23-13)
- 41.3 Graham Whitlock (11 for 454), Gardner-Webb at Georgia Southern (9-7-02)
- 41.0 Andrew Komornik (10 for 410), Gardner-Webb vs. Presbyterian (11-15-14)

### LONGEST PUNT

- 85 Graham Purvis, Gardner-Webb vs. Charleston Southern (10-29-11)
- 73 Graham Whitlock, Gardner-Webb at Georgia Southern (9-7-02)
- 73 Matt White, Monmouth at Kennesaw State (11-18-17)
- 71 Graham Whitlock, Gardner-Webb at Liberty (10-5-02)
- 71 Mike Larsson, Liberty at Charleston Southern (10-24-09)
- 71 Truett Burns, Charleston Southern at Colorado (10-19-13)
- 69 Patrick Morgano, Presbyterian vs. Liberty (10-13-12)
- 68 Jay Kelley, Liberty at Akron (10-12-02)
- 68 Graham Purvis, Gardner-Webb at Samford (10-1-11)
- 68 Bo Lindsey, Gardner-Webb at Charleston Southern (11-10-12)
- 68 Matt White, Monmouth at Charleston Southern (10-10-15)

## GAME - TEAM

### PUNTS

- 13 VMI at Virginia (9-21-13)
- 12 Gardner-Webb at Georgia Southern (9-7-02)
- 12 Presbyterian vs. Elon (9-12-09)
- 12 Presbyterian at Chattanooga (9-10-16)
- 12 Liberty vs. Jacksonville State (9-24-16)
- 12 Charleston Southern at Mississippi State (9-2-17)
- 12 Charleston Southern at Indiana (10-7-17)
- 11 11 times

### PUNTING YARDS

- 537 Charleston Southern (12 punts) at Mississippi State (9-2-17)
- 526 Presbyterian (12 punts) at Chattanooga (9-10-16)
- 520 Liberty (12 punts) vs. Jacksonville State (9-24-16)
- 497 Gardner-Webb (11 punts) vs. Gardner-Webb (10-29-11)
- 492 Presbyterian (9 punts) at California (9-17-11)
- 474 VMI (13 punts) at Virginia (9-21-13)
- 463 Gardner-Webb (11 punts) at Presbyterian (11-23-13)
- 462 Charleston Southern (12 punts) at Indiana (10-7-17)
- 458 Gardner-Webb (10 punts) at Georgia Tech (10-11-08)
- 454 Gardner-Webb (12 punts) at Georgia Southern (9-7-02)

### PUNTING AVERAGE (3-4 punts)

- 52.7 Coastal Carolina (3 for 158) at Charleston Southern (11-12-11)
- 50.7 Gardner-Webb (3 for 152) vs. Chattanooga (9-20-03)
- 50.7 Gardner-Webb (3 for 152) vs. Tennessee-Martin (9-24-05)
- 50.0 VMI (3 for 150) vs. Robert Morris (9-5-09)
- 50.0 Coastal Carolina (3-for 150) at Florida A&M (9-20-14)
- 49.8 Monmouth (4 for 199) at Fordham (9-26-15)
- 49.2 Gardner-Webb (4 for 197) vs. Edward Waters (10-14-06)
- 48.7 Monmouth (3 for 146) vs. Fordham (10-1-16)
- 48.3 Gardner-Webb (3 for 145) at Wofford (11-6-04)
- 48.0 Charleston Southern (3 for 144) vs. Liberty (11-14-15)

### PUNTING AVERAGE (5-9 punts)

- 54.7 Presbyterian (9 for 492) at California (9-17-11)
- 52.8 Gardner-Webb (5 for 264) vs. Tennessee Tech (9-9-06)
- 50.8 Presbyterian (6 for 305) vs. VMI (11-12-11)
- 50.4 Gardner-Webb (5 for 252) vs. Brevard (9-4-10)
- 50.0 Presbyterian (5 for 250) vs. Charleston Southern (10-14-17)
- 49.4 Gardner-Webb (9 for 445) at Montana State (9-6-03)
- 48.5 Presbyterian (6 for 291) vs. Coastal Carolina (11-10-12)
- 48.2 Liberty (5 for 241) vs. Hofstra (11-22-03)
- 48.0 Gardner-Webb (6 for 288) vs. The Citadel (9-17-16)
- 47.8 Gardner-Webb (8 for 382) at Furman (9-27-03)
- 47.8 VMI (5 for 239) vs. The Citadel (11-15-03)
- 47.8 Liberty (6 for 287) at Charleston Southern (11-18-17)

### PUNTING AVERAGE (min. 10 punts)

- 45.8 Gardner-Webb (10 for 458) at Georgia Tech (10-11-08)
- 45.2 Gardner-Webb (11 for 497) vs. Charleston Southern (10-29-11)
- 44.8 Charleston Southern (12 for 537) at Mississippi State (9-2-17)
- 44.3 Liberty (10 for 443) vs. Stony Brook (11-10-12)
- 43.8 Presbyterian (12 for 526) at Chattanooga (9-10-16)
- 43.7 Gardner-Webb (10 for 437) vs. Coastal Carolina (10-15-16)
- 43.3 Liberty (12 for 520) vs. Jacksonville State (9-24-16)
- 42.1 Gardner-Webb (11 for 463) at Presbyterian (11-23-13)
- 41.0 Gardner-Webb (10 for 410) vs. Presbyterian (11-15-14)
- 40.5 Presbyterian (11 for 445) at Central Michigan (9-1-16)

## SEASON - INDIVIDUAL

### PUNTS

83	Brett Norton, Presbyterian	2016
80	Stephen Doar, Presbyterian	2015
76	Graham Purvis, Gardner-Webb	2011
76	Andrew Komornik, Gardner-Webb	2015
70	Marc Ray, VMI	2010
69	Cameron Murray, VMI	2011
68	Patrick Morgano, Presbyterian	2010
68	Andy Brown, Charleston Southern	2011
67	Stephen Doar, Presbyterian	2014
66	Patrick Morgano, Presbyterian	2011

### PUNTING YARDS

3,354	Brett Norton, Presbyterian	2016
3,083	Stephen Doar, Presbyterian	2015
2,888	Andrew Komornik, Gardner-Webb	2015
2,840	Graham Purvis, Gardner-Webb	2011
2,683	Patrick Morgano, Presbyterian	2010
2,683	Patrick Morgano, Presbyterian	2011
2,651	Kyle Reighard, Charleston Southern	2017
2,612	Andy Brown, Charleston Southern	2011
2,593	Graham Whitlock, Gardner-Webb	2003
2,586	Marc Ray, VMI	2010

### PUNTING AVERAGE (min. 3.6 punts per game)

45.5	Graham Whitlock, Gardner-Webb	2003
43.5	Michael Hanna, Gardner-Webb	2006
42.8	Bo Lindsey, Gardner-Webb	2012
41.7	Graham Whitlock, Gardner-Webb	2004
41.5	Trey Turner, Liberty	2014
41.4	Kyle Reighard, Charleston Southern	2017
41.1	Andrew Komornik, Gardner-Webb	2016
41.0	Trey Turner, Liberty	2016
40.7	Patrick Morgano, Presbyterian	2011
40.7	Trey Turner, Liberty	2017

### MOST PUNTS INSIDE THE 20-YARD LINE

27	Marc Ray, VMI	2010
24	Cameron Murray, VMI	2011
24	Truett Burns, Charleston Southern	2013
23	Brett Norton, Presbyterian	2016
21	Patrick Morgano, Presbyterian	2011
21	Andy Brown, Charleston Southern	2011
21	Trey Turner, Liberty	2016
20	Stephen Doar, Presbyterian	2014
20	Truett Burns, Charleston Southern	2015
20	Andrew Komornik, Gardner-Webb	2015
20	Stephen Doar, Presbyterian	2015
20	Kyle Reighard, Charleston Southern	2017

### MOST 50-PLUS-YARD PUNTS

16	Graham Whitlock, Gardner-Webb	2003
14	Michael Hanna, Gardner-Webb	2006
13	Bo Lindsey, Gardner-Webb	2012
12	Brett Norton, Presbyterian	2016
11	David Eberhardt, VMI	2013
11	Kyle Reighard, Charleston Southern	2017
10	Graham Purvis, Gardner-Webb	2011
10	Patrick Morgano, Presbyterian	2011
10	Mike Larsson, Liberty	2011
10	Andrew Komornik, Gardner-Webb	2016
9	Trey Turner, Liberty	2016

## SEASON - TEAM

### PUNTS

85	Charleston Southern	2003
83	Gardner-Webb	2014
83	Presbyterian	2016
81	Presbyterian	2015
81	Gardner-Webb	2015
77	Gardner-Webb	2011
76	Charleston Southern	2011
74	VMI	2011
72	Gardner-Webb	2010
70	four times	

### PUNTING YARDAGE

3,354	Presbyterian	2016
3,195	Gardner-Webb	2014
3,113	Presbyterian	2015
3,052	Gardner-Webb	2015
2,877	Gardner-Webb	2011
2,875	Charleston Southern	2011
2,787	Presbyterian	2011
2,750	Presbyterian	2012
2,718	Presbyterian	2010
2,705	Gardner-Webb	2010

### PUNTING AVERAGE

43.9	Gardner-Webb	2003
43.3	Gardner-Webb	2006
42.8	Liberty	2011
41.6	Presbyterian	2011
41.5	Liberty	2014
41.4	Charleston Southern	2017
41.2	Gardner-Webb	2012
41.1	Gardner-Webb	2016
40.9	Liberty	2007
40.8	Gardner-Webb	2004
40.8	Kennesaw State	2016

### NET PUNTING AVERAGE

40.2	Kennesaw State	2016
39.1	Presbyterian	2016
39.1	Charleston Southern	2017
37.8	Gardner-Webb	2003
37.4	Liberty	2017
37.3	Liberty	2005
37.3	Presbyterian	2015
37.2	VMI	2003
37.0	Liberty	2014
36.8	Gardner-Webb	2006
36.8	Gardner-Webb	2013
36.8	Liberty	2016

### FEWEST PUNT RETURNS ALLOWED

3	Coastal Carolina	2015
9	Charleston Southern	2013
10	Stony Brook	2010
11	Coastal Carolina	2006
12	Gardner-Webb	2008
12	Stony Brook	2008
12	Coastal Carolina	2014

### FEWEST PUNT RETURN YARDS ALLOWED

0	Coastal Carolina	2015
18	Kennesaw State	2016
23	Presbyterian	2008
35	Presbyterian	2015
41	Liberty	2017

### LOWEST OPPONENT PUNT RETURN AVERAGE

0.0	Coastal Carolina	2015
1.3	Kennesaw State	2016
1.4	Presbyterian	2008
2.1	Coastal Carolina	2004
2.2	Elon	2002
2.2	Presbyterian	2015

## CAREER

### PUNTS

251	Andrew Komornik, Gardner-Webb	2014-17
246	Patrick Morgano, Presbyterian	2009-12
225	Truett Burns, Charleston Southern	2013-16
224	Andy Brown, Charleston Southern	2008-11
221	Adam Peters, VMI	2003-06
217	Trey Turner, Liberty	2014-17
210	Stephen Doar, Presbyterian	2012-15
207	Austin Cain, Coastal Carolina	2011-14
206	Ben Erdman, Coastal Carolina	2007-10
173	Graham Purvis, Gardner-Webb	2009-11

### PUNTING YARDS

9,867	Andrew Komornik, Gardner-Webb	2014-17
9,622	Patrick Morgano, Presbyterian	2009-12
8,878	Trey Turner, Liberty	2014-17
8,700	Adam Peters, VMI	2003-06
8,212	Truett Burns, Charleston Southern	2013-16
8,114	Andy Brown, Charleston Southern	2008-11
8,069	Stephen Doar, Presbyterian	2012-15
7,684	Austin Cain, Coastal Carolina	2011-14
7,274	Ben Erdman, Coastal Carolina	2007-10
6,883	Michael Hanna, Gardner-Webb	2005-08

### PUNTING AVERAGE (65-149 punts)

41.7	Bo Lindsey, Gardner-Webb	2009-12
<b>41.2</b>	<b>KYLE REIGHARD, Charleston Southern</b>	<b>2016-</b>
40.5	Brett Norton, Presbyterian	2015-17
39.6	Mike Larsson, Liberty	2008-11
38.8	Grant Bowden, Liberty	2012-13
38.5	David Eberhardt, VMI	2010-13
37.7	Marc Ray, VMI	2009-10
37.2	Josh Hoke, Coastal Carolina	2003-06
36.5	Cameron Murray, VMI	2008-11
35.6	Nick Ellis, Charleston Southern	2003-07

### PUNTING AVERAGE (min. 150 punts)

42.6	Graham Whitlock, Gardner-Webb	2002-04
40.9	Trey Turner, Liberty	2014-17
40.3	Michael Hanna, Gardner-Webb	2005-08
39.6	Matt White, Monmouth	2014-17
39.4	Adam Peters, VMI	2003-06
39.3	Andrew Komornik, Gardner-Webb	2014-17
39.2	Noah Crouch, Liberty	2003-05
39.1	Patrick Morgano, Presbyterian	2009-12
38.4	Stephen Doar, Presbyterian	2012-15
37.2	Graham Purvis, Gardner-Webb	2009-11

### MOST PUNTS INSIDE THE 20-YARD LINE

76	Truett Burns, Charleston Southern	2013-16
73	Andrew Komornik, Gardner-Webb	2014-17
71	Trey Turner, Liberty	2014-17
62	Patrick Morgano, Presbyterian	2009-12
59	Andy Brown, Charleston Southern	2008-11
58	Austin Cain, Coastal Carolina	2011-14
58	Stephen Doar, Presbyterian	2012-15
53	Adam Peters, VMI	2003-06
49	Michael Hanna, Gardner-Webb	2005-08
47	Ben Erdman, Coastal Carolina	2007-10
47	Mike Larsson, Liberty	2008-11

### MOST PUNTS 50-YARDS AND LONGER

29	Michael Hanna, Gardner-Webb	2005-08
29	Patrick Morgano, Presbyterian	2009-12
28	Graham Whitlock, Gardner-Webb	2002-04
28	Andrew Komornik, Gardner-Webb	2014-17
26	Trey Turner, Liberty	2014-17
21	Mike Larsson, Liberty	2008-11
19	Matt White, Monmouth	2014-17
18	Graham Purvis, Gardner-Webb	2009-11
18	Stephen Doar, Presbyterian	2012-15
18	Brett Norton, Presbyterian	2015-17

## GAME - INDIVIDUAL

### PUNT RETURNS

- 6 John Puvogel, VMI vs. Austin Peay (11-8-03)
- 6 Wynton Jackson, Liberty vs. St. Paul's (8-31-06)
- 6 Jamar Anderson, Coastal Carolina vs. Chowan (10-13-07)
- 6 J.J. Hubbard, Gardner-Webb vs. Virginia-Lynchburg (9-13-14)
- 6 Dakota Kelly, Liberty vs. Gardner-Webb (10-25-14)
- 6 Bert Birdsall, Kennesaw State vs. Texas Southern (10-7-17)
- 5 several tied with

### PUNT RETURN YARDS

- 126 Kelan Fraise (3 returns), Charleston Southern vs. Kentucky State (9-3-16)
- 125 Niccolo Mastromatteo (4 returns), Coastal Caro. vs. Charleston So. (11-20-10)
- 122 Darius Hammond (4 returns), Charleston Southern vs. Kentucky State (9-3-16)
- 112 Michael Rainey-Wiles (4 returns), VMI vs. Lock Haven (9-4-10)
- 109 Erick Harris (2 returns), Liberty at Chattanooga (11-13-04)
- 103 Darius Hammond (5 returns), Charleston Southern vs. Monmouth (10-10-15)
- 96 John Puvogel (6 returns), VMI vs. Austin Peay (11-8-03)
- 93 Kevin Fogg (4 returns), Liberty vs. Norfolk State (9-8-12)
- 93 Niccolo Mastromatteo (3 returns), Coastal Carolina at Presbyterian (11-10-12)
- 92 Greg Williamson (2 returns), Coastal Carolina at Davidson (11-8-03)

### PUNT RETURN AVERAGE (2-4 returns)

- 54.5 Erick Harris (2 for 109), Liberty at Chattanooga (11-13-04)
- 46.0 Greg Williamson (2 for 92), Coastal Carolina at Davidson (11-8-03)
- 42.0 Kelan Fraise (3 for 126), Charleston Southern vs. Kentucky State (9-3-16)
- 41.0 Dominic Bolden (2 for 82), Liberty vs. Glenville State (9-6-08)
- 40.5 Ricky Rhodes (2 for 81), Gardner-Webb vs. Brevard (9-3-11)
- 40.5 Zac Parker (2 for 81), Liberty at Gardner-Webb (10-10-15)
- 39.5 Dominic Bolden (2 for 79), Liberty vs. Elon (11-22-08)
- 33.0 C.J. Hirschman (2 for 66), Charleston Southern at Liberty (11-11-06)
- 31.3 Niccolo Mastromatteo (4 for 125), Coastal Caro. vs. Charleston So. (11-20-10)
- 31.0 Niccolo Mastromatteo (3 for 93), Coastal Carolina at Presbyterian (11-10-12)
- 31.0 Jeremiah McKie (2 for 62), Presbyterian vs. Brevard (9-7-13)

### PUNT RETURN AVERAGE (min. 5 returns)

- 20.6 Darius Hammond (5 for 103), Charleston Southern vs. Monmouth (10-10-15)
- 17.6 Tavares Shorter (5 for 88), Charleston Southern at North Greenville (9-24-05)
- 17.4 Tobi Antigha (5 for 87), Presbyterian vs. Bluefield (9-6-14)
- 16.0 John Puvogel (6 for 96), VMI vs. Austin Peay (11-8-03)
- 15.4 C.J. Hirschman (5 for 77), Charleston Southern at Savannah State (10-7-06)
- 15.0 Jonathan Crawford (5 for 75), Liberty at Gardner-Webb (11-17-07)
- 14.8 Charles James (5 for 74), Charleston Southern vs. Gardner-Webb (11-10-12)
- 14.3 Wynton Jackson (6 for 86), Liberty vs. St. Paul's (8-31-06)
- 13.0 Jamar Anderson (6 for 78), Coastal Carolina vs. Chowan (10-13-07)
- 12.0 Wynton Jackson (5 for 60), Liberty vs. St. Francis, Pa. (9-29-07)

### PUNT RETURN TOUCHDOWNS

- 2 Erick Harris, Liberty at Chattanooga (11-13-04)
- 1 several tied with

### BLOCKED PUNT RETURN TOUCHDOWNS

- 1 17 times, last by Malachi Brown, Presbyterian vs. St. Francis-Pa. (10-7-17)

### LONGEST PUNT RETURN

- 91t Niccolo Mastromatteo, Coastal Carolina vs. Charleston Southern (11-20-10)
- 89t Kamau Dumas, Monmouth at Holy Cross (10-7-17)
- 88t Wynton Jackson, Liberty vs. Shippensburg (9-8-07)
- 87t Greg Williamson, Coastal Carolina at Davidson (11-8-03)
- 87t Niccolo Mastromatteo, Coastal Carolina at Presbyterian (11-10-12)
- 86t Tim Maypray, VMI vs. Gardner-Webb (10-3-09)
- 80t Kory Alston, Gardner-Webb at Jacksonville (9-2-06)
- 77t Kevin Fogg, Liberty vs. Norfolk State (9-8-12)
- 76t Kory Alston, Gardner-Webb vs. Charleston Southern (11-5-05)
- 74t Dominic Bolden, Liberty vs. Elon (11-22-08)
- 74t Darius Hammond, Charleston Southern vs. The Citadel (9-20-14)

### KICKOFF RETURNS

- 9 Alexius Ferguson, Charleston Southern at Hawaii (9-22-07)
- 9 Dane Forlines, VMI at Coastal Carolina (10-26-13)
- 8 Mike Washington, Charleston Southern at South Florida (11-2-02)
- 8 Gerald Stevenson, Charleston Southern at Miami (Fla.) (8-28-08)
- 8 Matt Brevi, Stony Brook at Massachusetts (9-26-09)
- 8 Kevin Glears, Charleston Southern vs. Norfolk State (9-24-11)
- 8 Tre Henderson, Coastal Carolina at Old Dominion (12-1-12)
- 8 Darius Hammond, Charleston Southern at Jacksonville State (12-11-15)
- 8 Lonnie Moore, Monmouth at Northern Iowa (11-25-17)

### KICKOFF RETURN YARDS

- 295 Darius Hammond (8 returns), Charleston Southern at Jacksonville St. (12-11-15)
- 255 Gerald Stevenson (7 returns), Charleston Southern at Wofford (9-6-08)
- 243 Gerald Stevenson (5 returns), Charleston So. vs. Gardner-Webb (10-16-10)
- 207 Brock Jackolski (6 returns), Stony Brook at Liberty (11-20-10)
- 205 Kevin Glears (8 returns), Charleston Southern vs. Norfolk State (9-24-11)
- 204 Tim Maypray (7 returns), VMI vs. The Citadel (11-17-07)
- 198 Dominic Bolden (3 returns), Liberty vs. VMI (11-10-07)
- 195 Devin Brown (5 returns), Coastal Carolina vs. Western Illinois (9-19-15)
- 193 Lonnie Moore (8 returns), Monmouth at Northern Iowa (11-25-17)
- 190 Tre Henderson (8 returns), Coastal Carolina at Old Dominion (12-1-12)

### KICKOFF RETURN AVERAGE (2-4 returns)

- 66.0 Arthur Sitton (2 for 132), Coastal Carolina vs. VMI (10-27-07)
- 66.0 Dominic Bolden (3 for 198), Liberty vs. VMI (11-10-07)
- 60.0 Devin Brown (2 for 120), Coastal Carolina at North Dakota State (12-13-14)
- 58.5 Brock Jackolski (2 for 117), Stony Brook vs. Gardner-Webb (11-13-10)
- 57.5 Sam Gado (2 for 115), Liberty at Coastal Carolina (10-23-04)
- 56.0 Danny Broggin (2 for 112), Liberty vs. Gardner-Webb (11-6-10)
- 55.0 Mike Washington (2 for 110), Charleston Southern at West Liberty St. (9-28-02)
- 55.0 Aaron Hewlett (2 for 110), Liberty vs. VMI (11-7-09)
- 55.0 Darius Hammond (2 for 110), Charleston Southern vs. Liberty (11-12-16)
- 52.5 Tim Maypray (2 for 105), VMI at William & Mary (9-15-07)
- 52.5 D.J. Abnar (2 for 105), Liberty vs. Gardner-Webb (10-6-12)

### KICKOFF RETURN AVERAGE (min. 5 returns)

- 48.6 Gerald Stevenson (5 for 243), Charleston So. vs. Gardner-Webb (10-16-10)
- 39.0 Devin Brown (5 for 195), Coastal Carolina vs. Western Illinois (9-19-15)
- 36.9 Darius Hammond (8 for 295), Charleston Southern at Jacksonville St. (12-11-15)
- 36.4 Gerald Stevenson (7 for 255), Charleston Southern at Wofford (9-6-08)
- 34.5 Brock Jackolski (6 for 207), Stony Brook at Liberty (11-20-10)
- 33.8 Kijana Thomas (5 for 169), Charleston So. vs. West Virginia State (9-20-03)
- 33.8 Devin Brown (5 for 169), Coastal Carolina vs. VMI (10-26-13)
- 33.2 Darnell Williams (5 for 166), Coastal Carolina at North Greenville (9-25-03)
- 31.4 Tracy Hairston (5 for 157), VMI at Richmond (9-17-11)
- 29.8 Kijana Thomas (5 for 149), Charleston So. vs. North Greenville (10-25-03)

### KICKOFF RETURN TOUCHDOWNS

- 2 Gerald Stevenson, Charleston Southern vs. Gardner-Webb (10-16-10)
- 1 several tied with

### LONGEST KICKOFF RETURN

- 100t David Montgomery, Gardner-Webb vs. Liberty (11-14-09)
- 100t Gerald Stevenson, Charleston Southern at Liberty (10-9-10)
- 100t Devin Brown, Coastal Carolina at Furman (9-5-15)
- 99t Tim Maypray, VMI vs. The Citadel (11-17-07)
- 99t Devin Brown, Coastal Carolina at North Carolina A&T (9-6-14)
- 99t Frankie Hickson, Liberty at Kennesaw State (10-15-16)
- 98t Mike Washington, Charleston Southern at South Florida (11-2-02)
- 98t Devin Brown, Coastal Carolina at North Dakota State (12-13-14)
- 97t Sam Gado, Liberty at Coastal Carolina (10-23-04)
- 97t Dominic Bolden, Liberty at VMI (11-18-06)
- 97t Jeremiah McKie, Presbyterian vs. VMI (10-19-13)
- 97t Shaquil Terry, Kennesaw State vs. Texas Southern (10-7-17)

### DEFENSIVE EXTRA POINTS

- 1 12 times, last by Steve Osondu, Presbyterian vs. Campbell (9-19-15)

### BLOCKED FIELD GOAL RETURNS FOR A TOUCHDOWN

- 1 Robert Mason (69-yard return), VMI vs. Austin Peay (11-8-03)
- 1 Jordan Alford (59-yard return), Liberty vs. Elon (11-20-04)
- 1 Philip Ashley (68-yard return), Charleston So. vs. Johnson C. Smith (9-15-07)
- 1 Tarvorris Jolly (94-yard return), Coastal Carolina vs. Delaware State (9-25-10)
- 1 CeeJay Harris (65-yard return), Presbyterian vs. North Greenville (9-10-11)
- 1 Quinn Backus (56-yard return), Coastal Caro. at South Carolina State (8-31-13)
- 1 Ed Britt (80-yard return), Presbyterian at Gardner-Webb (11-15-14)



## GAME - TEAM

### PUNT RETURNS

- 8 Coastal Carolina vs. Chowan (10-13-07)
- 7 Liberty vs. Kentucky Wesleyan (9-20-03)
- 7 Liberty vs. Gardner-Webb (10-25-14)
- 7 Charleston Southern vs. Kentucky State (9-3-16)
- 6 VMI vs. Austin Peay (11-8-03)
- 6 Liberty vs. St. Paul's (8-31-06)
- 6 Liberty vs. St. Francis, Pa. (9-29-07)
- 6 Charleston Southern vs. Presbyterian (10-20-12)
- 6 Presbyterian vs. Bluefield (9-6-14)
- 6 Gardner-Webb vs. Virginia-Lynchburg (9-13-14)
- 6 Kennesaw State vs. Texas Southern (10-7-17)

### PUNT RETURN YARDS

- 248 Charleston Southern vs. Kentucky State (9-3-16)
- 159 Coastal Carolina vs. Charleston Southern (11-20-10)
- 129 Presbyterian vs. Bluefield (9-6-14)
- 112 VMI vs. Lock Haven (9-4-10)
- 111 Coastal Carolina at Davidson (11-8-03)
- 109 Liberty at Chattanooga (11-13-04)
- 104 Gardner-Webb vs. Charleston Southern (11-5-05)
- 104 Coastal Carolina vs. Chowan (10-13-07)
- 103 Charleston Southern (5 returns) vs. Monmouth (10-10-15)
- 102 VMI vs. Gardner-Webb (10-3-09)

### PUNT RETURN AVERAGE (3-4 returns)

- 31.0 Coastal Carolina (3 for 93) at Presbyterian (11-10-12)
- 29.3 Liberty (3 for 88) vs. Shippensburg (9-8-07)
- 28.0 VMI (4 for 112) vs. Lock Haven (9-4-10)
- 27.8 Coastal Carolina (4 for 111) at Davidson (11-8-03)
- 26.7 Charleston Southern (3 for 80) vs. The Citadel (9-20-14)
- 25.7 Gardner-Webb (3 for 77) vs. VMI (10-27-12)
- 24.5 Liberty (4 for 98) vs. Glenville State (9-6-08)
- 23.3 Liberty (4 for 93) vs. Norfolk State (9-8-12)
- 23.0 Coastal Carolina (3 for 69) at South Carolina State (9-12-15)
- 22.3 Charleston Southern (3 for 67) at Kennesaw State (11-7-15)
- 22.3 Monmouth (3 for 67) vs. Presbyterian (11-4-17) \*

### PUNT RETURN AVERAGE (min. 5 returns)

- 35.4 Charleston Southern (7 for 248) vs. Kentucky State (9-3-16)
- 31.8 Coastal Carolina (5 for 159) vs. Charleston Southern (11-20-10)
- 21.5 Presbyterian (6 for 129) vs. Bluefield (9-6-14)
- 20.6 Charleston Southern (5 for 103) vs. Monmouth (10-10-15)
- 17.5 Charleston Southern (5 for 88) at North Greenville (9-24-05)
- 16.0 VMI (6 for 96) vs. Austin Peay (11-8-03)
- 15.4 Charleston Southern (5 for 77) at Savannah State (10-7-06)
- 15.0 Liberty (5 for 75) at Gardner-Webb (11-17-07)
- 14.8 Charleston Southern (5 for 74) vs. Gardner-Webb (11-10-12)
- 14.3 Liberty (6 for 86) vs. St. Paul's (8-31-06)

### PUNT RETURN TOUCHDOWNS

- 2 Liberty at Chattanooga (11-13-04)
- 1 several tied with

### BLOCKED PUNT RETURN TOUCHDOWNS

- 1 17 times, last by Presbyterian vs. St. Francis-Pa. (10-7-17)

### KICKOFF RETURNS

- 11 Charleston Southern vs. Gardner-Webb (11-9-02)
- 11 Presbyterian at Elon (9-13-08)
- 10 Charleston Southern at South Florida (11-2-02)
- 10 VMI at Army (10-7-06)
- 10 Charleston Southern at Hawaii (9-22-07)
- 10 VMI at Liberty (11-10-07)
- 10 Coastal Carolina at Penn State (8-30-08)
- 10 Presbyterian at Stony Brook (10-3-09)
- 10 Coastal Carolina at Liberty (10-17-09)
- 10 Presbyterian at Clemson (9-11-10)
- 10 Charleston Southern at UCF (9-3-11)
- 10 Gardner-Webb vs. Stony Brook (11-12-11)
- 10 Presbyterian vs. Coastal Carolina (11-10-12)

### KICKOFF RETURN YARDS

- 335 Charleston Southern at Jacksonville State (12-11-15)
- 285 Gardner-Webb vs. Liberty (11-14-09)
- 262 Charleston Southern vs. Gardner-Webb (10-16-10)
- 255 Charleston Southern at Wofford (9-6-08)
- 248 Coastal Carolina at Liberty (10-17-09)
- 239 Stony Brook at Liberty (11-20-10)
- 231 VMI vs. The Citadel (11-17-07)
- 220 VMI at Richmond (9-17-11)
- 216 Coastal Carolina vs. VMI (10-27-07)
- 213 Charleston Southern at South Florida (11-2-02)
- 213 Liberty vs. VMI (11-10-07)

### KICKOFF RETURN AVERAGE (3-4 returns)

- 50.3 Presbyterian (3 for 151) vs. VMI (10-19-13)
- 47.3 Charleston Southern (3 for 142) vs. Liberty (11-1-03)
- 46.0 Coastal Carolina (3 for 138) at Furman (9-5-15)
- 45.0 Liberty (3 for 135) vs. Gardner-Webb (11-6-10)
- 43.7 Liberty (3 for 131) vs. Morehead State (9-9-17)
- 41.7 Coastal Carolina (3 for 125) vs. Jacksonville (11-13-04)
- 41.5 Gardner-Webb (4 for 166) vs. Charlotte (10-4-14)
- 41.0 Liberty (3 for 123) vs. VMI (11-7-09)
- 40.7 Liberty (3 for 122) vs. North Greenville (8-30-08)
- 40.3 Coastal Carolina (4 for 161) vs. Liberty (11-13-10)

### KICKOFF RETURN AVERAGE (min. 5 returns)

- 43.7 Charleston Southern (6 for 262) vs. Gardner-Webb (10-16-10)
- 39.0 Coastal Carolina (5 for 195) vs. Western Illinois (9-19-15)
- 37.2 Charleston Southern (9 for 335) at Jacksonville State (12-11-15)
- 36.4 Charleston Southern (7 for 255) at Wofford (9-6-08)
- 36.0 Coastal Carolina (6 for 216) vs. VMI (10-27-07)
- 35.5 Liberty (6 for 213) vs. VMI (11-10-07)
- 35.2 VMI (6 for 211) at Liberty (10-4-03)
- 35.2 Gardner-Webb (5 for 176) at VMI (11-19-11)
- 33.0 Gardner-Webb (5 for 165) vs. Tusculum (9-6-08)
- 33.0 Coastal Carolina (5 for 165) at Appalachian State (9-29-12)

### KICKOFF RETURN TOUCHDOWNS

- 2 Charleston Southern vs. Gardner-Webb (10-16-10)
- 1 several tied with

### PUNT RETURN TOUCHDOWN, KICKOFF RETURN TOUCHDOWN, SAME GAME

- 1 Liberty vs. VMI, 11-10-07

### DEFENSIVE EXTRA POINTS

- 1 VMI vs. The Citadel (11-15-03)
- 1 Liberty vs. Lehigh (9-18-04)
- 1 Liberty at Chattanooga (11-13-04)
- 1 VMI vs. Charleston Southern (10-8-05)
- 1 Coastal Carolina vs. Furman (10-7-06)
- 1 Charleston Southern vs. Coastal Carolina (11-17-07)
- 1 VMI vs. Coastal Carolina (10-11-08)
- 1 VMI at Stony Brook (11-15-08)
- 1 Coastal Carolina at Furman (9-8-12)
- 1 Presbyterian at Gardner-Webb (11-17-12)
- 1 Coastal Carolina vs. Charleston Southern (11-17-12)
- 1 Presbyterian vs. Campbell (9-19-15)

### BLOCKED FIELD GOALS RETURNED FOR TOUCHDOWN

- 1 VMI vs. Austin Peay, 11-8-03 (Robert Mason 69-yard return)
- 1 Liberty vs. Elon, 11-20-04 (Jordan Alford 59-yard return)
- 1 Charleston So. vs. Johnson C. Smith, 9-15-07 (Philip Ashley 68-yard return)
- 1 Coastal Carolina vs. Delaware State, 9-25-10 (Tarvorris Jolly 94-yard return)
- 1 Presbyterian vs. North Greenville, 9-10-11 (CeeJay Harris 65-yard return)
- 1 Coastal Carolina at South Carolina St., 8-31-13 (Quinn Backus 56-yard return)
- 1 Presbyterian at Gardner-Webb, 11-15-14 (Ed Britt 80-yard return)

## SEASON - TEAM

### PUNT RETURNS

34	VMI	2003
33	Coastal Carolina	2010
31	Gardner-Webb	2003
30	Liberty	2003
29	Liberty	2007
28	Liberty	2006
28	Liberty	2012
27	Coastal Carolina	2003
27	Coastal Carolina	2014
27	Kennesaw State	2017

### PUNT RETURN YARDS

413	Liberty	2007
365	Gardner-Webb	2005
345	Charleston Southern	2016
336	Liberty	2008
315	Liberty	2006
305	Gardner-Webb	2003
296	Coastal Carolina	2003
294	VMI	2003
291	Charleston Southern	2006
281	Coastal Carolina	2010
281	Coastal Carolina	2015

### PUNT RETURN AVERAGE

17.4	Gardner-Webb	2005
15.5	Charleston Southern	2015
15.2	Gardner-Webb	2012
14.6	Liberty	2008
14.4	Charleston Southern	2014
14.3	VMI	2009
14.2	Liberty	2007
13.9	Charleston Southern	2006
13.8	Charleston Southern	2016
13.8	Monmouth	2017

### PUNT RETURN TOUCHDOWNS

3	Liberty	2004
3	Liberty	2007
2	Gardner-Webb	2005
2	Liberty	2008
2	Monmouth	2017

### BLOCKED PUNT RETURN TOUCHDOWNS

2	Presbyterian	2011
1	several tied with	

### KICKOFF RETURNS

71	Presbyterian	2009
69	Charleston Southern	2003
66	Charleston Southern	2011
63	Charleston Southern	2007
63	VMI	2011
62	VMI	2007
62	Presbyterian	2010
60	Presbyterian	2008
60	Coastal Carolina	2013
60	VMI	2013

### KICKOFF RETURN YARDS

1,411	Charleston Southern	2003
1,315	VMI	2007
1,293	Presbyterian	2009
1,260	VMI	2011
1,248	Charleston Southern	2007
1,215	Coastal Carolina	2013
1,177	Coastal Carolina	2012
1,155	Charleston Southern	2011
1,126	Stony Brook	2010
1,123	Liberty	2011

### KICKOFF RETURN AVERAGE

26.1	Liberty	2011
25.8	Stony Brook	2011
25.6	Liberty	2006
25.4	Charleston Southern	2016
23.7	Liberty	2007
23.6	Coastal Carolina	2007
23.3	Gardner-Webb	2005
23.1	Kennesaw State	2017
23.0	Liberty	2016
22.9	Coastal Carolina	2014

### KICKOFF RETURN TOUCHDOWNS

3	Liberty	2006
3	Charleston Southern	2010
3	Liberty	2011
2	VMI	2007
2	Coastal Carolina	2014
2	Coastal Carolina	2015

### LOWEST KICKOFF RETURN AVERAGE ALLOWED

14.0	Liberty	2012
14.1	Stony Brook	2012
15.1	Charleston Southern	2014
15.8	Charleston Southern	2004
15.9	Charleston Southern	2003
16.0	Coastal Carolina	2011
16.1	Coastal Carolina	2010
16.1	Coastal Carolina	2015
16.2	Gardner-Webb	2015
16.7	Stony Brook	2011

## SEASON - INDIVIDUAL

### PUNT RETURNS

32	Niccolo Mastromatteo, Coastal Carolina	2010
26	Wynton Jackson, Liberty	2006
24	Zach Silverberg, Coastal Carolina	2014
23	Eddie Gadson, Charleston Southern	2004
23	Bert Birdsall, Kennesaw State	2017
22	Josh Hubbard, Gardner-Webb	2003
22	Chris Jones, Coastal Carolina	2015
21	Darius Hammond, Charleston Southern	2016
20	Mike Washington, Charleston Southern	2002
19	six players tied with	

### PUNT RETURN YARDS

308	Dominic Bolden, Liberty	2008
298	Wynton Jackson, Liberty	2006
258	C.J. Hirschman, Charleston Southern	2006
254	Chris Jones, Coastal Carolina	2015
247	Kory Alston, Gardner-Webb	2005
247	Niccolo Mastromatteo, Coastal Carolina	2010
227	Wynton Jackson, Liberty	2007
225	Darius Hammond, Charleston Southern	2016
221	Michael Rainey-Wiles, VMI	2010
221	Darius Hammond, Charleston Southern	2014

### PUNT RETURN AVERAGE (min. 1.2 returns per game)

18.1	Dominic Bolden, Liberty	2008
16.5	Kory Alston, Gardner-Webb	2005
13.8	Darius Hammond, Charleston Southern	2014
13.6	C.J. Hirschman, Charleston Southern	2006
13.4	Wynton Jackson, Liberty	2007
12.9	Tim Maypray, VMI	2009
12.3	Michael Rainey-Wiles, VMI	2010
11.5	Wynton Jackson, Liberty	2006
11.5	Chris Jones, Coastal Carolina	2015
11.4	Niccolo Mastromatteo, Coastal Carolina	2012

### PUNT RETURN TOUCHDOWNS

2	Erick Harris, Liberty	2004
2	Kory Alston, Gardner-Webb	2005
2	Wynton Jackson, Liberty	2007
2	Dominic Bolden, Liberty	2008

### BLOCKED PUNT RETURN TOUCHDOWNS

2	Justin Bethel, Presbyterian	2011
1	several players tied with	

### KICKOFF RETURNS

50	Kijana Thomas, Charleston Southern	2003
46	Tim Maypray, VMI	2009
43	Tracy Hairston, VMI	2011
37	Gerald Stevenson, Charleston Southern	2008
37	Ricky Rhodes, Gardner-Webb	2011
37	J.J. Hubbard, Gardner-Webb	2012
37	J.J. Hubbard, Gardner-Webb	2014
35	Tim Maypray, VMI	2007
35	Rajah Jenkins, VMI	2008
33	Mike Washington, Charleston Southern	2002
33	Adrian Hall, Liberty	2002

### KICKOFF RETURN YARDS

1,148	Kijana Thomas, Charleston Southern	2003
972	Tim Maypray, VMI	2009
965	Tracy Hairston, VMI	2011
921	Gerald Stevenson, Charleston Southern	2008
889	Tim Maypray, VMI	2007
854	Brock Jackolski, Stony Brook	2011
831	Mike Washington, Charleston Southern	2002
819	J.J. Hubbard, Gardner-Webb	2012
808	Devin Brown, Coastal Carolina	2014
806	J.J. Hubbard, Gardner-Webb	2014

### KICKOFF RETURN AVERAGE (min. 1.2 returns per game)

33.7	Darius Hammond, Charleston Southern	2016
33.5	Kevin Fogg, Liberty	2011
32.0	Dominic Bolden, Liberty	2007
29.4	Brock Jackolski, Stony Brook	2011
28.6	Devin Brown, Coastal Carolina	2015
27.9	Gerald Stevenson, Charleston Southern	2010
27.9	Devin Brown, Coastal Carolina	2014
27.5	Arthur Sitton, Coastal Carolina	2007
27.1	Tre Henderson, Coastal Carolina	2012
26.4	Eric O'Neal, Coastal Carolina	2007

### KICKOFF RETURN TOUCHDOWNS

3	Gerald Stevenson, Charleston Southern	2010
3	Kevin Fogg, Liberty	2011
2	Dominic Bolden, Liberty	2006
2	Tim Maypray, VMI	2007
2	Devin Brown, Coastal Carolina	2014
2	Devin Brown, Coastal Carolina	2015

### COMBINED KICK RETURN TOUCHDOWNS

3	Gerald Stevenson (3 KR), Charleston So.	2010
3	Kevin Fogg (3 KR), Liberty	2011
2	Greg Williamson (2 PR), Coastal Carolina	2003
2	Erick Harris (2 PR), Liberty	2004
2	Kory Alston (2 PR), Gardner-Webb	2005
2	Dominic Bolden (2 KR), Liberty	2006
2	Wynton Jackson (2 PR), Liberty	2007
2	Tim Maypray (2 KR), VMI	2007
2	Dominic Bolden (2 PR), Liberty	2008
2	Justin Bethel (2 PR), Presbyterian	2011
2	Jeremiah McKie (1 PR, 1 KR), Presbyterian	2013
2	Devin Brown (2 KR), Coastal Carolina	2014
2	Devin Brown (2 KR), Coastal Carolina	2015

### PUNT RETURN TOUCHDOWNS & KICKOFF RETURN TOUCHDOWNS, SAME SEASON

2	Jeremiah McKie (1 PR, 1 KR), Presbyterian	2013
---	---	------

### COMBINED KICK RETURNS

62	Tim Maypray (46 KR, 16 PR), VMI	2009
58	Kijana Thomas (50 KR, 8 PR), CSU	2003
54	J.J. Hubbard (37 KR, 17 PR), Gardner-Webb	2014
53	Mike Washington (33 KR, 20 PR), CSU	2002
52	Niccolo Mastromatteo (20 KR, 32 PR), CCU	2010
50	Ricky Rhodes (37 KR, 13 PR), GWU	2011
49	Adrian Hall (33 KR, 16 PR), Liberty	2002
46	Tim Maypray (35 KR, 11 PR), VMI	2007
46	J.J. Hubbard (37 KR, 9 PR), Gardner-Webb	2012
45	Adrian Hall (27 KR, 18 PR), Liberty	2003
45	Rajah Jenkins (35 KR, 10 PR), VMI	2008

## COMBINED KICK RETURN YARDS

1,179	Tim Maypray (972 KR, 207 PR), VMI	2009
1,156	Kijana Thomas (1148 KR, 8 PR), CSU	2003
1,039	Mike Washington (831 KR, 208 PR), CSU	2002
981	Gerald Stevenson (921 KR, 60 PR), CSU	2008
969	Tim Maypray (889 KR, 80 PR), VMI	2007
965	Tracy Hairston (965 KR), VMI	2011
956	J.J. Hubbard (819 KR, 137 PR), GWU	2012
919	Darius Hammond (702 KR, 217 PR), CSU	2015
909	Brock Jackolski (854 KR, 55 PR), SBU	2011
908	J.J. Hubbard (806 KR, 102 PR), GWU	2014

## CAREER

### PUNT RETURNS

78	Niccolo Mastromatteo, Coastal Caro.	2010-13
51	Darius Hammond, Charleston So.	2013-16
49	Jordan Gush, Stony Brook	2009-12
43	Wynton Jackson, Liberty	2003-07
42	David Parker, Coastal Carolina	2003-06
41	J.J. Hubbard, Gardner-Webb	2011-14
36	Kory Alston, Gardner-Webb	2003-06
34	Adrian Hall, Liberty	2002-03
34	Charles James, Charleston Southern	2009-12
34	Cedric Byrd, Presbyterian	2010-14

### PUNT RETURN YARDS

663	Darius Hammond, Charleston So.	2013-16
633	Niccolo Mastromatteo, Coastal Caro.	2010-13
525	Wynton Jackson, Liberty	2003-07
484	Kory Alston, Gardner-Webb	2003-06
345	David Parker, Coastal Carolina	2003-06
330	Charles James, Charleston Southern	2009-12
313	Tim Maypray, VMI	2006-09
311	Jordan Gush, Stony Brook	2009-12
308	Dominic Bolden, Liberty	2005-08
302	J.J. Hubbard, Gardner-Webb	2011-14

### PUNT RETURN AVERAGE (min. 12 returns per game)

10.4	Mike Washington, Charleston Southern	2002
10.1	Allen Davis, Gardner-Webb	2004
10.0	<b>TAZ LINDSEY, Charleston Southern</b>	<b>2017-</b>
8.9	Josh Hubbard, Gardner-Webb	2002-03
8.2	David Parker, Coastal Carolina	2003-05
8.1	Niccolo Mastromatteo, Coastal Caro.	2010-13
7.9	Adrian Hall, Liberty	2002-03
7.7	Jared Brodgen, Liberty	2004-05
7.3	Eddie Gadson, Charleston Southern	2003-04
7.0	Bert Birdsall, Kennesaw State	2017

### PUNT RETURN TOUCHDOWNS

3	Kory Alston, Gardner-Webb	2003-06
2	Erick Harris, Liberty	2002-04
2	Wynton Jackson, Liberty	2003-07
2	Dominic Bolden, Liberty	2005-08
2	Niccolo Mastromatteo, Coastal Caro.	2010-13

### BLOCKED PUNT RETURN TOUCHDOWNS

2	Justin Bethel, Presbyterian	2008-11
1	several tied with	

### KICKOFF RETURNS

109	J.J. Hubbard, Gardner-Webb	2011-14
102	Gerald Stevenson, Charleston So.	2007-10
98	Tim Maypray, VMI	2006-09
97	Michael Ruff, Presbyterian	2009-12
84	Darius Hammond, Charleston So.	2013-16
80	Tyson Petty, Gardner-Webb	2007-10
74	Devin Brown, Coastal Carolina	2013-15
60	Adrian Hall, Liberty	2002-03
59	Brock Jackolski, Stony Brook	2010-11
59	Tre Henderson, Coastal Carolina	2009-12

## KICKOFF RETURN YARDS

2,449	Gerald Stevenson, Charleston Southern	2007-10
2,422	J.J. Hubbard, Gardner-Webb	2011-14
2,181	Tim Maypray, VMI	2006-09
2,108	Darius Hammond, Charleston So.	2013-16
1,983	Devin Brown, Coastal Carolina	2013-15
1,971	Michael Ruff, Presbyterian	2009-12
1,642	Brock Jackolski, Stony Brook	2010-11
1,604	Tyson Petty, Gardner-Webb	2007-10
1,409	Dominic Bolden, Liberty	2005-08
1,392	Kevin Fogg, Liberty	2009-13

## KICKOFF RETURN AVERAGE (min. 12 returns per game)

27.8	Brock Jackolski, Stony Brook	2010-11
26.8	Devin Brown, Coastal Carolina	2013-15
25.1	Darius Hammond, Charleston So.	2013-16
24.3	Titus Green, VMI	2003-05
24.0	Gerald Stevenson, Charleston So.	2007-10
23.4	Tre Henderson, Coastal Carolina	2009-12
23.3	Darnell Williams, Coastal Carolina	2003-05
23.3	Frankie Hickson, Liberty	2016-17
22.8	Kijana Thomas, Charleston Southern	2002-04
22.4	Brandon Jackson, Gardner-Webb	2006-09

## KICKOFF RETURN TOUCHDOWNS

5	Devin Brown, Coastal Carolina	2013-15
3	Dominic Bolden, Liberty	2005-08
3	Gerald Stevenson, Charleston So.	2007-10
3	Kevin Fogg, Liberty	2009-13
3	J.J. Hubbard, Gardner-Webb	2011-14
2	Tim Maypray, VMI	2006-09
2	Brock Jackolski, Stony Brook	2010-11

## COMBINED KICK RETURN TOUCHDOWNS

5	Dominic Bolden (3 KR, 2 PR), Liberty	2005-08
5	Devin Brown (5 KR), Coastal Carolina	2013-15
4	Kevin Fogg (3 KR, 1 PR), Liberty	2009-13
3	Kory Alston (3 PR), Gardner-Webb	2003-06
3	Wynton Jackson (2 PR, 1 KR), Liberty	2003-07
3	Tim Maypray (2 KR, 1 PR), VMI	2006-09
3	Gerald Stevenson (3 KR), CSU	2007-10
3	J.J. Hubbard (3 KR), Gardner-Webb	2011-14

## COMBINED KICK RETURNS

150	J.J. Hubbard (109 KR, 41 PR), GWU	2011-14
135	Darius Hammond (84 KR, 51 PR), CSU	2013-16
127	Tim Maypray (98 KR, 29 PR), VMI	2006-09
126	Niccolo Mastromatteo (48 KR, 78 PR), CCU	2010-13
123	Gerald Stevenson (102 KR, 21 PR), CSU	2007-10
99	Michael Ruff (97 KR, 2 PR), PC	2009-12
94	Adrian Hall (60 KR, 34 PR), Liberty	2002-04
89	Tyson Petty (80 KR, 9 PR), GWU	2007-10
78	Kevin Fogg (55 KR, 23 PR), Liberty	2009-13
75	Devin Brown (74 KR, 1 PR), CCU	2013-15

## COMBINED KICK RETURN YARDS

2,771	Darius Hammond (2108 KR, 663 PR), CSU	2013-16
2,724	J.J. Hubbard (2422 KR, 302 PR), GWU	2011-14
2,649	Gerald Stevenson (2449 KR, 200 PR), CSU	2007-10
2,492	Tim Maypray (2181 KR, 313 PR), VMI	2006-09
1,987	Devin Brown (1983 KR, 4 PR), CCU	2013-15
1,966	Michael Ruff (1971 KR, -5 PR), PC	2009-12
1,717	Dominic Bolden (1409 KR, 308 PR), LU	2005-08
1,697	Brock Jackolski (1642 KR, 55 PR), SBU	2010-11
1,645	N. Mastromatteo (1012 KR, 633 PR), CCU	2010-13
1,638	Tyson Petty (1604 KR, 34 PR), GWU	2007-10



**DOMINIC BOLDEN**



**DARIUS HAMMOND**



**DEVIN BROWN**



## GAME

### ALL-PURPOSE YARDS

389	Gerald Stevenson (243 KR, 65 RUSH, 47 REC, 34 PR), Charleston Southern vs. Gardner-Webb (10-16-10)
386	Darius Hammond (295 KR, 91 RUSH), Charleston Southern at Jacksonville State (12-11-15)
346	Tim Maypray (209 REC, 102 KR, 36 RUSH, -1 PR), VMI vs. Charleston Southern (11-3-07)
332	Tim Maypray (235 RUSH, 97 REC), VMI vs. Presbyterian (11-22-08)
319	Brock Jackolski (136 KR, 130 RUSH, 44 PR, 9 REC), Stony Brook vs. Presbyterian (10-8-11)
302	Gerald Stevenson (255 KR, 33 REC, 14 RUSH), Charleston Southern at Wofford (9-6-08)
298	Miguel Maysonet (198 RUSH, 100 KR), Stony Brook vs. Colgate (9-22-12)
286	Lance Byrd (274 RUSH, 12 REC), Presbyterian vs. Charleston Southern (11-7-09)
283	Jeremiah McKie (19 RUSH, 107 REC, 151 KR, 6 PR), Presbyterian at VMI (10-19-13)
279	Miguel Maysonet (233 RUSH, 46 KR), Stony Brook at Coastal Carolina (10-13-12)

### CONSECUTIVE 200-YARD ALL-PURPOSE GAMES

4	Tim Maypray, VMI (2007)
3	Rashad Jennings, Liberty (2007)
3	Miguel Maysonet, Stony Brook (2012)
2	Eugene Goodman, Liberty (2003)
2	Rashad Jennings, Liberty (2008)
2	Conte Cuttino, Stony Brook (2008)
2	Edwin Gowins, Stony Brook (2008)
2	Miguel Maysonet, Stony Brook (2012)
2	Chaston Bennett, Kennesaw State (2016)

## SEASON

### ALL-PURPOSE YARDS

2,441	Brock Jackolski, Stony Brook	2011
2,316	Miguel Maysonet, Stony Brook	2012
1,975	Tim Maypray, VMI	2007
1,966	Brock Jackolski, Stony Brook	2010
1,882	Lorenzo Taliaferro, Coastal Carolina	2013
1,865	Darius Hammond, Charleston Southern	2015
1,850	Tim Maypray, VMI	2009
1,830	Gerald Stevenson, Charleston Southern	2008
1,823	De'Angelo Henderson, Coastal Carolina	2014
1,814	Dominic Bolden, Liberty	2008

### ALL-PURPOSE YDS PER GAME (min. 75% of tm's games)

187.8	Brock Jackolski, Stony Brook	2011
179.5	Tim Maypray, VMI	2007
178.7	Brock Jackolski, Stony Brook	2010
178.2	Miguel Maysonet, Stony Brook	2012
170.0	Gerald Stevenson, Charleston Southern	2010
168.2	Tim Maypray, VMI	2009
154.3	Rashad Jennings, Liberty	2007
153.6	Rashad Jennings, Liberty	2008
152.5	Gerald Stevenson, Charleston Southern	2008
151.2	Dominic Bolden, Liberty	2008

### 300-YARD ALL-PURPOSE GAMES

1	Tim Maypray, VMI	2007
1	Gerald Stevenson, Charleston Southern	2008
1	Tim Maypray, VMI	2008
1	Gerald Stevenson, Charleston Southern	2010
1	Brock Jackolski, Stony Brook	2011
1	Darius Hammond, Charleston Southern	2015

### 200-YARD ALL-PURPOSE GAMES

5	Tim Maypray, VMI	2007
5	Miguel Maysonet, Stony Brook	2012
4	Brock Jackolski, Stony Brook	2011
3	Rashad Jennings, Liberty	2007
3	Rashad Jennings, Liberty	2008
3	Tim Maypray, VMI	2009
3	Brock Jackolski, Stony Brook	2010
3	Darius Hammond, Charleston Southern	2015
3	Chaston Bennett, Kennesaw State	2016

### CONSECUTIVE 200-YARD ALL-PURPOSE GAMES, SINGLE SEASON

4	Tim Maypray, VMI (2007)
3	Rashad Jennings, Liberty (2007)
3	Miguel Maysonet, Stony Brook (2012)

## CAREER

### ALL-PURPOSE YARDS

6,129	Tim Maypray, VMI	2006-09
5,684	Gerald Stevenson, Charleston So.	2007-10
5,331	Miguel Maysonet, Stony Brook	2010-12
4,621	Sean Mizzer, VMI	2003-06
4,440	Darius Hammond, Charleston So.	2013-16
4,407	Brock Jackolski, Stony Brook	2010-11
4,210	De'Angelo Henderson, Coastal Caro.	2013-15
4,155	Rashad Jennings, Liberty	2006-08
3,782	Dre Barnes, Liberty	2002-04
3,614	Du Vaughn Flagler, Gardner-Webb	2004-07

### ALL-PURPOSE YARDS PER GAME (min. 20 games)

183.6	Brock Jackolski (4407 in 24), SBU	2010-11
144.1	Miguel Maysonet (5331 in 37), SBU	2010-12
142.5	Tim Maypray (6129 in 43), VMI	2006-09
134.0	Rashad Jennings (4155 in 31), Liberty	2006-08
130.4	Dre Barnes (3782 in 29), Liberty	2002-04
129.2	Gerald Stevenson (5684 in 44), CSU	2007-10
124.9	Sean Mizzer (4621 in 37), VMI	2003-06
111.7	Lavon Chaney (3464 in 31), Monmouth	2014-16
109.6	Conte Cuttino (2411 in 22), SBU	2008-09
105.7	Chaston Bennett (2325 in 22), KSU	2015-16

### 300-YARD ALL-PURPOSE GAMES

2	Tim Maypray, VMI	2006-09
2	Gerald Stevenson, Charleston So.	2007-10
1	Brock Jackolski, Stony Brook	2010-11
1	Darius Hammond, Charleston So.	2013-16

### 200-YARD ALL-PURPOSE GAMES

10	Tim Maypray, VMI	2006-09
7	Brock Jackolski, Stony Brook	2010-11
6	Rashad Jennings, Liberty	2006-08
6	Gerald Stevenson, Charleston So.	2007-10
6	Miguel Maysonet, Stony Brook	2010-12
4	Darius Hammond, Charleston So.	2013-16
5	Dre Barnes, Liberty	2002-04
3	Lavon Chaney, Monmouth	2014-16
3	Chaston Bennett, Kennesaw State	2015-16



GERALD STEVENSON



TIM MAYPRAY



BROCK JACKOLSKI

## GAME - TEAM

### TIME OF POSSESSION

43:33	Liberty at Georgia State (10-3-15)
42:25	Liberty vs. Lehigh (9-22-12)
42:41	Charleston Southern at Coastal Carolina (10-1-16)
42:04	Charleston Southern at Appalachian State (9-28-13)
41:52	Charleston Southern at Charlotte (9-27-14)
41:37	Monmouth at Delaware State (9-10-16)
41:22	Charleston Southern vs. Charlotte (10-26-13)
41:14	Charleston Southern at Gardner-Webb (11-5-05)
40:52	Liberty vs. Coastal Carolina (11-19-15)
40:38	Liberty vs. Concord (10-20-12)

### MOST COMBINED POINTS SCORED

117	Charleston Southern (59) at Coastal Carolina (58), 10-1-16 (two overtimes)
107	Gardner-Webb (55) at VMI (52), 10-22-05 (three overtimes)
107	Liberty (73) vs. VMI (34), 11-10-07
107	Coastal Carolina (55) at Liberty (52), 10-19-13 (two overtimes)
105	Gardner-Webb (56) at Morgan State (49), 9-11-04
105	Charleston Southern (63) vs. West Virginia Wesleyan (42), 10-15-05
104	Stony Brook (76) at Gardner-Webb (28), 11-12-11
104	Gardner-Webb (51) at Charlotte (53), 10-5-13
103	Liberty (55) at Appalachian State (48), 10-11-14 (one overtime)
98	Gardner-Webb (42) vs. Wofford (56), 11-19-05
98	VMI (28) vs. The Citadel (70), 11-17-07
98	Coastal Carolina (35) at Old Dominion (63), 12-1-12

### MOST COMBINED POINTS SCORED, BIG SOUTH GAME

107	Gardner-Webb (55) at VMI (52), 10-22-05 (three overtimes)
107	Liberty (73) vs. VMI (34), 11-10-07
107	Coastal Carolina (55) at Liberty (52), 10-19-13 (two overtimes)
104	Stony Brook (76) at Gardner-Webb (28), 11-12-11
95	Monmouth (56) vs. Liberty (39), 10-21-17
93	Coastal Carolina (66) vs. VMI (27), 10-26-13
91	Elon (56) vs. Liberty (35), 11-9-02
90	Liberty (63) vs. Coastal Carolina (27), 10-15-11
88	Coastal Carolina (55) at Gardner-Webb (33), 11-3-12
86	Kennesaw State (47) at Gardner-Webb (39), 10-22-16

### LARGEST MARGIN OF VICTORY

70	Stony Brook (77) vs. Pace (7), 9-8-12
67	Coastal Carolina (70) vs. Charleston Southern (3), 11-20-10
66	Gardner-Webb (66) vs. Savannah State (0), 11-3-07
66	Liberty (73) vs. Kentucky Wesleyan (7), 9-28-13
66	Charleston Southern (66) vs. Point (0), 9-23-17
65	Gardner-Webb (65) vs. Southern Virginia (0), 10-24-09
63	Coastal Carolina (71) vs. Mansfield (8), 11-12-05
60	Coastal Carolina (66) vs. Savannah State (6), 11-4-06
59	Stony Brook (68) at Iona (9), 11-8-08
58	Liberty (68) vs. St. Francis, Pa. (10), 9-29-07
58	Coastal Carolina (65) at Presbyterian (7), 11-10-12

### LARGEST MARGIN OF VICTORY, BIG SOUTH GAME

67	Coastal Carolina (70) vs. Charleston Southern (3), 11-20-10
58	Coastal Carolina (65) at Presbyterian (7), 11-10-12
52	Stony Brook (55) vs. Gardner-Webb (3), 11-13-10
49	Liberty (56) at Presbyterian (7), 10-13-12
48	Stony Brook (76) at Gardner-Webb (28), 11-12-11
46	Gardner-Webb (46) vs. Charleston Southern (0), 11-8-03
46	Coastal Carolina (46) vs. Gardner-Webb (0), 11-7-15
45	Liberty (58) vs. Coastal Carolina (13), 10-17-09
43	VMI (50) vs. Charleston Southern (7), 10-11-03
42	five times

### MOST OVERTIME PERIODS

5	Coastal Carolina at Towson (9-11-10)
3	Gardner-Webb at VMI (10-22-05)
3	VMI vs. Gardner-Webb (10-22-05)
3	Coastal Carolina at Liberty (10-22-05)
3	Liberty vs. Coastal Carolina (10-22-05)
3	Coastal Carolina at Furman (9-8-12)
3	Gardner-Webb vs. Elon (9-12-15)

### FEWEST COMBINED POINTS

3	Gardner-Webb (3) vs. Wofford (0), 9-21-13
7	Charleston Southern (7) at Presbyterian (0), 10-14-17
9	Charleston Southern (9) vs. North Greenville (0), 9-7-02
10	Charleston Southern (3) vs. Presbyterian (7), 10-18-14
13	Charleston Southern (10) vs. West Virginia State (3), 9-21-02
13	Liberty (3) at Towson (10), 9-16-06
13	Liberty (3) at James Madison (10), 9-25-10
16	Gardner-Webb (3) at Furman (13), 8-30-14
16	Gardner-Webb (0) at Wofford (16), 9-26-15
16	Liberty (16) at Presbyterian (0), 11-5-16

### FEWEST COMBINED POINTS, BIG SOUTH GAME

7	Charleston Southern (7) at Presbyterian (0), 10-14-17
10	Charleston Southern (3) vs. Presbyterian (7), 10-18-14
16	Liberty (16) at Presbyterian (0), 11-5-16
17	Liberty (7) vs. VMI (10), 10-1-05
17	VMI (7) at Gardner-Webb (10), 11-20-10
17	Charleston Southern (10) at Presbyterian (7), 10-17-15
18	Charleston Southern (0) vs. Gardner-Webb (18), 11-13-04
19	Gardner-Webb (7) at Kennesaw State (12), 10-17-15
19	Gardner-Webb (9) vs. Charleston Southern (10), 11-4-17
20	Kennesaw State (6) at Presbyterian (14), 11-21-15
20	Gardner-Webb (3) at Kennesaw State (17), 10-21-17

### MOST COMBINED RUSHING YARDS

811	Stony Brook (447) vs. VMI (364), 11-15-08
756	Charleston Southern (250) at Jacksonville State (506), 12-11-15
731	Stony Brook (635) at Iona (96), 11-8-08
717	Coastal Carolina (205) vs. Georgia Southern (512), 9-15-07
690	Liberty (298) vs. Brevard (392), 9-13-14
686	Coastal Carolina (162) vs. The Citadel (524), 11-28-15
673	VMI (422) vs. Old Dominion (251), 11-21-09
669	VMI (497) vs. Presbyterian (172), 11-22-08
665	Coastal Carolina (384) vs. Charlotte (281), 11-2-13
660	VMI (262) at William & Mary (398), 9-13-08

### MOST COMBINED RUSHING YARDS, BIG SOUTH GAME

811	Stony Brook (447) vs. VMI (364), 11-15-08
612	Coastal Carolina (316) vs. VMI (296), 10-27-07
608	Coastal Carolina (330) at VMI (278), 10-14-06
601	Kennesaw State (498) at Liberty (103), 10-14-17
582	Kennesaw State (303) at Gardner-Webb (279), 10-22-16
565	Presbyterian (297) vs. Gardner-Webb (268), 11-18-17
563	Stony Brook (315) at Gardner-Webb (248), 11-12-11
561	Elon (424) vs. Liberty (137), 11-9-02
561	VMI (372) vs. Liberty (189), 11-8-08
560	Coastal Carolina (412) vs. Charleston Southern (148), 11-20-04

### FEWEST COMBINED RUSHING YARDS

79	Coastal Carolina (13) vs. Catawba (66), 9-10-11
84	Charleston Southern (-36) vs. Tusculum (120), 9-27-03
93	VMI (33) vs. Chowan (60), 9-8-12
93	Presbyterian (48) vs. Florida Tech (45), 9-24-16
96	VMI (41) at Gardner-Webb (55), 10-27-12
99	Liberty (78) vs. Montana (21), 9-19-15
101	Gardner-Webb (77) vs. Sam Houston State (24), 9-27-08
102	Gardner-Webb (92) vs. Richmond (10), 9-14-13
108	Gardner-Webb (45) at Tennessee Tech (63), 8-28-08
113	Charleston Southern (132) vs. Edward Waters (-19), 10-14-06

### FEWEST COMBINED RUSHING YARDS, BIG SOUTH GAME

96	VMI (41) at Gardner-Webb (55), 10-27-12
128	Charleston Southern (16) at Gardner-Webb (112), 11-16-13
137	Gardner-Webb (30) at Charleston Southern (107), 11-4-06
141	Gardner-Webb (30) vs. Liberty (111), 10-26-13
144	Charleston Southern (-1) vs. Liberty (145), 11-1-03
153	Coastal Carolina (52) at Gardner-Webb (101), 11-8-08
154	Charleston Southern (60) vs. VMI (94), 10-23-10
166	Charleston Southern (82) at Gardner-Webb (84), 10-29-11
168	Gardner-Webb (58) at VMI (110), 11-9-13
169	Liberty (66) at Monmouth (103), 10-17-15



## MOST COMBINED PASSING YARDS

- 849 Coastal Carolina (352) at Old Dominion (497), 12-1-12
- 833 Monmouth (324) at Holy Cross (509), 10-7-17
- 815 Liberty (379) vs. Indiana State (436), 9-16-17
- 802 Gardner-Webb (451) at VMI (351), 10-18-14
- 771 Liberty (388) vs. Gardner-Webb (383), 10-6-12
- 758 Gardner-Webb (416) at Charlotte (342), 10-5-13
- 753 Charleston Southern (398) at North Greenville (355), 9-29-07
- 753 Liberty (356) at Appalachian State (397), 10-11-14
- 745 Liberty (295) at Old Dominion (450), 10-5-13
- 725 Liberty (447) at Baylor (278), 9-2-17

## MOST COMBINED PASSING YARDS, BIG SOUTH GAME

- 771 Liberty (388) vs. Gardner-Webb (383), 10-6-12
- 722 VMI (400) at Presbyterian (322), 10-19-13
- 701 Liberty (382) vs. Coastal Carolina (319), 10-19-13
- 688 Charleston Southern (406) vs. Gardner-Webb (282), 11-4-06
- 663 Coastal Carolina (342) at Gardner-Webb (321), 11-3-12
- 654 Coastal Carolina (382) vs. Liberty (272), 11-13-10
- 652 Monmouth (244) vs. Liberty (408), 10-21-17
- 630 Gardner-Webb (338) vs. Coastal Carolina (292), 11-8-08
- 629 Liberty (350) vs. Monmouth (279), 10-22-16
- 621 Coastal Carolina (382) vs. Liberty (239), 10-4-08

## FEWEST COMBINED PASSING YARDS

- 13 Stony Brook (0) at Coastal Carolina (13), 10-29-11
- 69 Liberty (49) vs. St. Paul's (20), 8-31-06
- 74 Coastal Carolina (45) vs. Charleston-WV (29), 10-11-03
- 91 VMI (68) at The Citadel (23), 10-29-11
- 101 Presbyterian (90) at The Citadel (11), 9-18-10
- 105 Charleston Southern (37) vs. The Citadel (68), 12-5-15
- 107 Gardner-Webb (73) vs. Brevard (34), 9-4-10
- 111 Kennesaw State (70) vs. Edward Waters (41), 9-12-15
- 116 Gardner-Webb (111) vs. Wofford (5), 9-21-13
- 123 Gardner-Webb (58) at Wofford (65), 9-26-15

## FEWEST COMBINED PASSING YARDS, BIG SOUTH GAME

- 13 Stony Brook (0) at Coastal Carolina (13), 10-29-11
- 125 Charleston Southern (70) at Presbyterian (55), 10-17-15
- 132 Presbyterian (35) vs. Gardner-Webb (97), 10-31-15
- 137 Presbyterian (57) vs. Kennesaw State (80), 11-21-15
- 145 Coastal Carolina (64) vs. Liberty (81), 10-23-04
- 147 Kennesaw State (68) vs. Charleston Southern (79), 11-11-17
- 164 Charleston Southern (36) at Presbyterian (128), 10-14-17
- 165 Elon (16) at Charleston Southern (149), 11-16-02
- 169 Monmouth (46) at Charleston Southern (123), 10-10-15
- 170 Charleston Southern (73) at Monmouth (97), 11-1-14

## FEWEST TOTAL OFFENSE YARDS PER PLAY ALLOWED

- 1.02 Liberty vs. Gardner-Webb (55 for 56), 10-25-14
- 1.14 Charleston Southern vs. Savannah State (58 for 66), 10-6-07
- 1.25 Liberty vs. Kentucky Wesleyan (59 for 74), 10-1-11
- 1.42 Charleston Southern vs. Edward Waters (45 for 64), 10-14-06
- 1.43 Stony Brook vs. Coastal Carolina (51 for 73), 10-29-11
- 1.43 Liberty vs. St. Paul's (40 for 57), 8-31-06
- 1.55 Gardner-Webb vs. Savannah State (51 for 79), 11-3-07
- 1.65 Gardner-Webb vs. Southern Virginia (55 for 91), 10-24-09
- 1.80 Gardner-Webb vs. Virginia-Lynchburg (45 for 81), 9-13-14 (three quarters)
- 1.82 Stony Brook vs. Pace (57 for 104), 9-8-12

## PENALTIES

- 17 Stony Brook vs. Presbyterian (10-3-09)
- 16 Liberty vs. Charleston Southern (10-30-04)
- 16 Charleston Southern vs. Johnson C. Smith (9-15-07)
- 15 Coastal Carolina vs. Jacksonville (11-13-04)
- 15 Charleston Southern vs. Bucknell (10-29-16)
- 14 Gardner-Webb at Charleston Southern (11-13-04)
- 14 Charleston Southern at Coastal Carolina (11-20-04)
- 14 Presbyterian at Coastal Carolina (11-14-09)
- 14 Charleston Southern vs. Gardner-Webb (10-16-10)
- 14 VMI vs. Chowan (9-8-12)
- 14 Coastal Carolina at Elon (9-28-13)
- 14 Charleston Southern vs. Liberty (11-23-13)
- 14 Kennesaw State vs. Gardner-Webb (10-21-17)

## PENALTY YARDS

- 163 Liberty vs. Charleston Southern (10-30-04)
- 161 Coastal Carolina vs. Jacksonville (11-13-04)
- 157 Coastal Carolina at Western Carolina (11-19-11)
- 153 Stony Brook vs. Presbyterian (10-3-09)
- 151 Liberty vs. West Liberty State (9-7-02)
- 151 Monmouth at Howard (10-8-16)
- 147 Gardner-Webb at Charleston Southern (11-13-04)
- 144 Coastal Carolina vs. Charleston (WV) (10-9-04)
- 143 Charleston Southern at The Citadel (9-1-07)
- 137 Stony Brook vs. VMI (11-3-12)

## FIRST DOWNS BY PENALTY

- 7 Gardner-Webb vs. Wofford (9-20-14)
- 6 Liberty vs. Eastern Kentucky (11-2-02)
- 6 Gardner-Webb vs. Appalachian State (9-23-06)
- 6 VMI at Old Dominion (11-13-10)
- 6 Liberty at Charleston Southern (11-23-13)
- 5 several times

## BLOCKED KICKS

- 4 Monmouth (2-P, PAT, FG) at Delaware State (9-10-16)
- 3 VMI (P, PAT, FG) vs. Tennessee Tech (9-18-04)
- 3 Gardner-Webb (2 P, FG) vs. Southern Virginia (10-24-09)



JUSTIN BETHEL



NICK ROBERTS



## MISC. - INDIVIDUAL

### 1,000 YARDS RUSHING AND PASSING, SAME SEASON

1 Chandler Burks (1,103 R, 1,307 P), KSU 2017

### BLOCKED KICKS, SEASON

4 Chetyuane Reeder, Presbyterian 2008  
4 Marcus Williamson, Coastal Carolina 2015  
3 Jamaal Walton, VMI 2006  
3 Jada Ross, Charleston Southern 2007  
3 Justin Bethel, Presbyterian 2009  
3 Justin Bethel, Presbyterian 2011  
3 LaDarius Hawthorne, Coastal Carolina 2013  
3 Mike Basile, Monmouth 2016

### BLOCKED KICKS, CAREER

9 Justin Bethel, Presbyterian 2008-11  
6 Mike Basile, Monmouth 2014-17  
5 Eric Hall, VMI 2003-06  
4 Erick Harris, Liberty 2002-04  
4 Braden Cannon, Coastal Carolina 2003-06  
4 Jada Ross, Charleston Southern 2004-07  
4 Trey Jacobs, Liberty 2006-09  
4 Josh Norman, Coastal Carolina 2008-11  
4 Brian Davis, Presbyterian 2008-11  
4 LaDarius Hawthorne, Coastal Carolina 2010-13  
4 Chima Uzowihe, Liberty 2012-15  
4 Marcus Williamson, Coastal Carolina 2015

### TEAMMATES WITH 100 RUSHING YARDS, SAME GAME (ALL-TIME)

16 Stony Brook  
14 Liberty  
7 Gardner-Webb  
6 VMI  
5 Kennesaw State  
4 Presbyterian  
4 Charleston Southern  
4 Monmouth  
3 Coastal Carolina

### TEAMMATES WITH 100 RECEIVING YARDS, SAME GAME (ALL-TIME)

10 Liberty  
6 Charleston Southern  
3 Gardner-Webb  
2 Presbyterian  
2 Coastal Carolina

### TEAMMATES WITH 10 RECEPTIONS, SAME GAME (ALL-TIME)

1 Liberty

### TEAMMATES WITH 10 TOUCHDOWNS, SAME SEASON

2 CCU (Hall - 13, Perkins - 12) 2004  
2 LU (Terrell - 13, Jennings - 10) 2006  
2 LU (Jennings - 17, Terrell - 11) 2007  
2 LU (Jennings - 19, Bolden - 13) 2008  
2 LU (Summers - 15, Holloway - 11) 2010  
2 SBU (Maysonet - 14, Jackolski - 12) 2010  
2 SBU (Jackolski - 20, Maysonet - 16) 2011  
2 SBU (Maysonet - 23, Norrell - 15) 2012  
2 CCU (Taliaferro - 29, Hazel - 10) 2013  
2 LU (Abnar - 16, Peterson - 12) 2014  
2 LU (Gandy-Golden - 10, Farrow - 10) 2017

### TEAMMATES WITH 100 POINTS, SAME SEASON

2 LU (Jennings - 104, Greenbaum - 101) 2007  
2 KSU (Burks - 108, Thompson - 103) 2017

## MISC. - TEAM (SEASON)

### AVERAGE TIME OF POSSESSION

34:46 VMI 2007  
34:05 Charleston Southern 2014  
33:44 Charleston Southern 2013  
33:26 Liberty 2012  
33:22 Kennesaw State 2017  
33:12 Charleston Southern 2015  
33:07 Kennesaw State 2015  
32:51 Gardner-Webb 2013  
32:46 Stony Brook 2011  
32:32 Liberty 2015

### FIRST DOWNS

357 Coastal Carolina 2013  
339 Coastal Carolina 2014  
293 Kennesaw State 2017  
288 Coastal Carolina 2012  
284 Liberty 2014  
274 Stony Brook 2011  
273 Gardner-Webb 2005  
268 Stony Brook 2012  
268 Coastal Carolina 2015  
266 Liberty 2010

### FIRST DOWNS BY PENALTY

26 Gardner-Webb 2014  
25 Presbyterian 2009  
24 Coastal Carolina 2004  
23 Charleston Southern 2002  
23 Charleston Southern 2004  
23 Gardner-Webb 2007  
23 Gardner-Webb 2010  
22 Charleston Southern 2003  
22 Coastal Carolina 2007  
22 Liberty 2013  
22 Liberty 2014  
22 Liberty 2015

### FEWEST SACKS ALLOWED

5 VMI 2009  
7 Coastal Carolina 2010  
7 Liberty 2010  
7 Kennesaw State 2016  
8 Liberty 2007  
8 Liberty 2008  
9 Charleston Southern 2009  
9 Kennesaw State 2015  
10 Coastal Carolina 2004  
10 Gardner-Webb 2004  
10 Kennesaw State 2017

### THIRD-DOWN CONVERSION PERCENTAGE

51.3 Coastal Carolina (99-193) 2013  
51.0 Liberty (78-153) 2008  
51.0 Liberty (73-143) 2011  
50.0 Kennesaw State (79-158) 2015  
50.0 Kennesaw State (107-214) 2017  
49.7 Gardner-Webb (73-147) 2002  
49.7 Coastal Carolina (92-185) 2012  
49.3 Charleston Southern (66-134) 2006  
49.3 Kennesaw State (72-146) 2016  
49.0 Coastal Carolina (75-153) 2006

### FOURTH-DOWN CONVERSION PERCENTAGE

80.0 Coastal Carolina (8-10) 2013  
80.0 Coastal Carolina (12-15) 2014  
73.3 VMI (11-15) 2008  
71.4 Liberty (5-7) 2006  
70.0 Liberty (7-10) 2009  
70.0 Kennesaw State (21-30) 2016  
69.2 Charleston Southern (9-13) 2016  
68.8 Liberty (11-16) 2017  
68.8 Kennesaw State (22-32) 2017  
68.2 Liberty (15-22) 2014

### RED ZONE OFFENSE

92.2 Liberty (47-51) 2009  
91.4 Gardner-Webb (32-35) 2009  
90.9 Stony Brook (50-55) 2012  
90.1 Coastal Carolina (73-81) 2013  
89.7 Liberty (52-58) 2014  
89.4 Monmouth (42-47) 2017  
88.9 Coastal Carolina (48-54) 2015  
88.6 Stony Brook (31-35) 2009  
88.6 Gardner-Webb (31-35) 2016  
87.8 Gardner-Webb (43-49) 2005

### BLOCKED KICKS

8 Presbyterian 2009  
8 Monmouth 2016  
7 VMI 2004  
6 VMI 2003  
6 Gardner-Webb 2005  
6 Charleston Southern 2007  
6 Presbyterian 2008  
6 Charleston Southern 2009  
6 Coastal Carolina 2011  
6 Presbyterian 2017

### BLOCKED PUNTS

4 Coastal Carolina 2004  
4 Presbyterian 2008  
3 Gardner-Webb 2003  
3 Charleston Southern 2009  
3 Presbyterian 2009  
3 VMI 2009  
3 Coastal Carolina 2011  
3 Monmouth 2016

### LEAST PENALIZED

43 Coastal Carolina 2003  
43 Gardner-Webb 2014  
45 Gardner-Webb 2017  
45 Presbyterian 2017  
47 Gardner-Webb 2016  
49 VMI 2006  
52 Liberty 2017  
53 VMI 2011  
56 Liberty 2009  
56 Liberty 2016

### CONSECUTIVE SEASONS WITH A SHUTOUT

4 Charleston Southern 2006-09  
3 Gardner-Webb 2002-04  
3 Liberty 2006-09  
2 VMI 2007-09  
2 Liberty 2013-14  
2 Kennesaw State 2016-17

### CONSECUTIVE GAMES HOLDING CONFERENCE OPPONENT UNDER 10 POINTS

3 Charleston Southern (7-7-0) 2015  
3 Kennesaw State (3-0-0) 2017  
2 Liberty (0-0) 2008  
2 Stony Brook (7-3) 2010  
2 Liberty (0-7) 2013  
2 Liberty (0-7) 2014  
2 Charleston Southern (7-3) 2016

## INDIVIDUAL

### POINTS SCORED (NON-KICKING)

- 18 Brock Jackolski, Stony Brook vs. Albany (11-26-11)

### TOUCHDOWNS SCORED

- 3 Brock Jackolski, Stony Brook vs. Albany (11-26-11)

### TOUCHDOWNS RESPONSIBLE FOR

- 4 Tyler Thigpen (passed for 3, scored 1), CCU at Appalachian State (11-25-06)  
4 Aramis Hillary (passed for 3, scored 1), Coastal Caro. at Old Dominion (12-1-12)  
4 Alex Ross (passed for 4), CCU vs. Bethune-Cookman (11-30-13)

### TOTAL OFFENSE

- 454 Alex Ross (415 P, 39 R), Coastal Carolina vs. The Citadel (11-28-15)

### RUSHING YARDS

- 160 Miguel Maysonet, Stony Brook vs. Villanova (11-24-12)

### RUSHING ATTEMPTS

- 29 Marcus Coker, Stony Brook vs. Villanova (11-24-12)

### YARDS PER RUSH (min. 10 attempts)

- 9.23 Mike Holloway (13 for 120), Charleston Southern vs. The Citadel (12-5-15)

### RUSHING TOUCHDOWNS

- 2 Brock Jackolski, Stony Brook vs. Albany (11-26-11)  
2 Miguel Maysonet, Stony Brook vs. Villanova (11-24-12)  
2 Lorenzo Taliaferro, Coastal Carolina at Montana (12-7-13)  
2 D.J. Abnar, Liberty at James Madison (11-29-14)  
2 Alex Ross, Coastal Carolina at North Dakota State (12-13-14)  
2 Mike Holloway, Charleston Southern vs. The Citadel (12-5-15)

### TEAMMATES WITH 100 RUSHING YARDS, SAME GAME

- 1 Miguel Maysonet (160) and Marcus Coker (107), SBU vs. Villanova (11-24-12)  
1 Alex Ross (123) and Lorenzo Taliaferro (104), CCU at Montana (12-7-13)

### COMBINED RUSHING YARDS, TWO TEAMMATES

- 267 Miguel Maysonet (160) and Marcus Coker (107), SBU vs. Villanova (11-24-12)

### COMBINED RUSHING YARDS, THREE TEAMMATES

- 275 Alex Ross (123), Lorenzo Taliaferro (104) and De'Angelo Henderson (48), Coastal Carolina at Montana (12-7-13)

### RUSHING YARDS, QUARTERBACK

- 123 Alex Ross, Coastal Carolina at Montana (12-7-13)

### RUSHING ATTEMPTS, QUARTERBACK

- 21 Alex Ross, Coastal Carolina at Montana (12-7-13)  
21 Chandler Burks, Kennesaw State at Sam Houston State (12-9-17)

### RUSHING TOUCHDOWNS, QUARTERBACK

- 2 Alex Ross, Coastal Carolina at North Dakota State (12-13-14)

### PASSING YARDS

- 415 Alex Ross, Coastal Carolina vs. The Citadel (11-28-15)

### PASS COMPLETIONS

- 24 Tyler Thigpen (24-of-41), Coastal Carolina at Appalachian State (11-25-06)

### PASSING ATTEMPTS

- 41 Tyler Thigpen (24-of-41), Coastal Carolina at Appalachian State (11-25-06)  
41 Alex Ross (22-of-41), Coastal Carolina vs. Richmond (12-6-14)

### PASS COMPLETION PERCENTAGE (min. 15-19 completions)

- 79.2 Aramis Hillary (19-of-24), Coastal Carolina at Bethune-Cookman (11-24-12)

### PASS COMPLETION PERCENTAGE (min. 20-29 completions)

- 67.7 Alex Ross (21-of-31), Coastal Carolina vs. The Citadel (11-28-15)

### TOUCHDOWN PASSES

- 4 Alex Ross, Coastal Carolina vs. Bethune-Cookman (11-30-13)

### INTERCEPTIONS THROWN

- 4 Zach MacDowall, Coastal Carolina vs. Western Illinois (11-27-10)  
4 Kenji Bahar, Monmouth at Northern Iowa (11-25-17)

### RECEPTIONS

- 9 Matt Hazel, Coastal Carolina at Old Dominion (12-1-12)

### RECEIVING YARDS

- 155 Matt Hazel, Coastal Carolina at Old Dominion (12-1-12)

### TOUCHDOWN RECEPTIONS

- 2 five times, last by Justin Sumpter, Kennesaw State vs. Samford (11-25-17)

### AVERAGE YARDS PER CATCH (min. 5 receptions)

- 20.60 Darrin Peterson (5 for 103), Liberty at Villanova (12-6-14)

### ALL-PURPOSE YARDS

- 386 Darius Hammond (295 KR, 91 RUSH), CSU at Jacksonville State (12-11-15)

### INTERCEPTIONS

- 2 Dominique Davenport, Coastal Carolina vs. Western Illinois (11-27-10)  
2 Davonte Anderson, Stony Brook vs. Villanova (11-24-12)

### INTERCEPTION RETURN YARDS

- 68 Johnnie Houston, Coastal Carolina at Bethune-Cookman (11-24-12)

### YARDS PER INTERCEPTION RETURN (min. 2 int.)

- 20.5 Dominique Davenport (2 for 41), Coastal Carolina vs. Western Illinois (11-27-10)

### INTERCEPTION RETURN TOUCHDOWNS

- 1 Dominique Davenport, Coastal Carolina vs. Western Illinois (11-27-10)  
1 Johnnie Houston, Coastal Carolina at Bethune-Cookman (11-24-12)  
1 Akebren Ralls, Kennesaw State vs. Samford (11-25-17)

### PASS BREAK-UPS

- 3 Denzel Rice, Coastal Carolina vs. Bethune-Cookman (11-30-13)  
3 Richie Sampson, Coastal Carolina at Montana (12-7-13)  
3 Akebren Ralls, Kennesaw State at Sam Houston State (12-9-17)

### PASSES DEFENDED

- 3 eight times, last by Akebren Ralls, Kennesaw State at Sam Houston State (12-9-17)

### TACKLES

- 16 Bryson Armstrong (11 S, 5 A), Kennesaw State vs. Samford (11-25-17)

### SOLO TACKLES

- 11 Bryson Armstrong, Kennesaw State vs. Samford (11-25-17)

### SACKS

- 2.0 Dante Allen, Stony Brook at Montana State (12-1-12)  
2.0 Richie Sampson, Coastal Carolina vs. Bethune-Cookman (11-30-13)

### TACKLES FOR LOSS

- 3.0 Grant Nakwaasah, Stony Brook at Sam Houston State (12-3-11)  
3.0 Quinn Backus, Coastal Carolina vs. Bethune-Cookman (11-30-13)  
3.0 Richie Sampson, Coastal Carolina vs. Bethune-Cookman (11-30-13)  
3.0 Anthony Ellis, Charleston Southern at Jacksonville State (12-11-15)

### FUMBLE RETURN YARDS

- 58 Nick Newman, Liberty at Villanova (12-6-14)

### FUMBLE RETURN TOUCHDOWNS

- 1 Mike McClure, Coastal Carolina vs. Bethune-Cookman (11-30-13)  
1 Nick Newman, Liberty at Villanova (12-6-14)

### FORCED FUMBLES

- 2 Johnnie Houston, Coastal Carolina at Bethune-Cookman (11-24-12)

### FUMBLE RECOVERIES/RETURNS

- 2 Anthony Ellis, Charleston Southern vs. The Citadel (12-5-15)

### BLOCKED KICKS

- 1 Christian Ricard (punt), Stony Brook at Sam Houston State (12-3-11)  
1 Marcus Williamson (field goal), Coastal Carolina vs. The Citadel (11-28-15)

### POINTS SCORED KICKING

- 10 John Lunsford (1 PAT, 3 FG), Liberty at Villanova (12-6-14)

### FIELD GOAL ATTEMPTS

- 3 Wesley Skiffington, Stony Brook vs. Villanova (11-24-12)  
3 John Lunsford, Liberty at Villanova (12-6-14)  
3 Justin Thompson, Kennesaw State at Sam Houston State (12-9-17)

### FIELD GOALS MADE

- 3 John Lunsford, Liberty at Villanova (12-6-14)

## FIELD GOAL PERCENTAGE (min. 3 attempts)

100.0 John Lunsford (3-of-3), Liberty at Villanova (12-6-14)

## MOST 50-YARD FIELD GOALS

- 1 John Lunsford (56), Liberty at James Madison (11-29-14)
- 1 John Lunsford (50), Liberty at Villanova (12-6-14)

## PAT KICKS ATTEMPTED

- 6 Alex Catron (5-of-6), Coastal Carolina vs. Bethune-Cookman (11-30-13)
- 6 Alex Catron (6-of-6), Coastal Carolina at Montana (12-7-13)

## PAT KICKS MADE

- 6 Alex Catron (6-of-6), Coastal Carolina at Montana (12-7-13)

## PAT KICKS PERCENTAGE (min. 5 attempts)

- 100.0 Alex Catron (6-of-6), Coastal Carolina at Montana (12-7-13)  
100.0 Alex Catron (5-of-5), Coastal Carolina at Old Dominion (12-1-12)  
100.0 Ryan Granger (5-of-5), Coastal Carolina vs. The Citadel (11-28-15)

## PUNTS

- 9 Truett Burns, Charleston Southern vs. The Citadel (12-5-15)

## PUNTING YARDS

- 312 Austin Cain (8 punts), Coastal Carolina at North Dakota State (12-14-13)

## PUNTING AVERAGE (min. 3 punts)

- 45.8 Wesley Skiffington (5 for 229), Stony Brook at Montana State (12-1-12)

## PUNT RETURNS

- 5 Darius Hammond, Charleston Southern at Wofford (11-26-16)

## PUNT RETURN YARDS

- 40 Darius Hammond, Charleston Southern at Wofford (11-26-16)

## PUNT RETURN AVERAGE (2-3 returns)

- 9.7 Niccolo Mastromatteo (3 for 29), Coastal Carolina vs. Western Illinois (11-27-10)

## PUNT RETURN AVERAGE (min. 4 returns)

- 8.0 Darius Hammond (5 for 40), Charleston Southern at Wofford (11-26-16)

## KICKOFF RETURNS

- 8 Tre Henderson, Coastal Carolina at Old Dominion (12-1-12)
- 8 Darius Hammond, Charleston Southern at Jacksonville State (12-11-15)
- 8 Lonnie Moore, Monmouth at Northern Iowa (11-25-17)

## KICKOFF RETURN YARDS

- 295 Darius Hammond (8 returns), Charleston Southern at Jacksonville St. (12-11-15)

## KICKOFF RETURN AVERAGE (2-4 returns)

- 60.0 Devin Brown (2 for 120), Coastal Carolina at North Dakota State (12-13-14)

## KICKOFF RETURN AVERAGE (min. 5 returns)

- 36.9 Darius Hammond (8 for 295), Charleston Southern at Jacksonville St. (12-11-15)

## KICKOFF RETURN TOUCHDOWNS

- 1 Devin Brown, Coastal Carolina at North Dakota State (12-13-14)

## TEAM

## POINTS SCORED

- 48 Coastal Carolina vs. Bethune-Cookman (11-30-13)

## TOUCHDOWNS SCORED

- 7 Coastal Carolina vs. Bethune-Cookman (11-30-13)

## TOTAL OFFENSE

- 577 Coastal Carolina (162 R, 415 P) vs. The Citadel (11-28-15)

## TOTAL OFFENSIVE PLAYS

- 95 Coastal Carolina (54 R, 41 P) vs. Richmond (12-6-14)

## TOTAL OFFENSE YARDS PER PLAY

- 9.31 Coastal Carolina (62 for 577) vs. The Citadel (11-28-15)

## RUSHING YARDS

- 352 Kennesaw State at Sam Houston State (12-9-17)

## RUSHING ATTEMPTS

- 64 Kennesaw State at Sam Houston State (12-9-17)

## YARDS PER RUSH (min. 20 attempts)

- 6.58 Kennesaw State (50 for 329) vs. Samford (11-25-17)

## RUSHING TOUCHDOWNS

- 3 Coastal Carolina at Montana (12-7-13)
- 3 Liberty at James Madison (11-29-14)
- 3 Coastal Carolina vs. Richmond (12-6-14)
- 3 Coastal Carolina at North Dakota State (12-13-14)
- 3 Charleston Southern at Jacksonville State (12-11-15)

## PASSING YARDS

- 415 Coastal Carolina vs. The Citadel (11-28-15)

## PASSING COMPLETIONS

- 24 Coastal Carolina at Appalachian State (11-25-06)

## PASSING ATTEMPTS

- 41 Coastal Carolina at Appalachian State (11-25-06)
- 41 Coastal Carolina vs. Richmond (12-6-14)

## PASS COMPLETION PERCENTAGE (min. 25 attempts)

- 67.7 Coastal Carolina (21-of-31) vs. The Citadel (11-28-15)

## TOUCHDOWN PASSES

- 4 Coastal Carolina vs. Bethune-Cookman (11-30-13)

## INTERCEPTIONS THROWN

- 4 Coastal Carolina vs. Western Illinois (11-27-10)

## AVERAGE YARDS PER COMPLETION (5-9 completions)

- 25.11 Stony Brook (9 for 226) at Sam Houston State (12-3-11)

## AVERAGE YARDS PER COMPLETION (min. 10 completions)

- 21.50 Stony Brook (12 for 258) vs. Albany (11-26-11)

## FIRST DOWNS

- 28 Coastal Carolina at Old Dominion (12-1-12)

## FIRST DOWNS RUSHING

- 16 Stony Brook vs. Villanova (11-24-12)

## FIRST DOWNS PASSING

- 18 Coastal Carolina vs. Western Illinois (11-27-10)

## FIRST DOWNS BY PENALTY

- 4 Stony Brook at Sam Houston State (12-3-11)
- 4 Liberty at James Madison (11-29-14)

## FUMBLES LOST

- 3 Stony Brook at Montana State (12-1-12)

## TURNOVER GIVEAWAYS

- 5 Coastal Carolina (4 INT, 1 FUM) vs. Western Illinois (11-27-10)

## FEWEST RUSHING YARDS ALLOWED

- 54 Coastal Carolina vs. Richmond (12-6-14)

## FEWEST PASSING YARDS ALLOWED

- 32 Coastal Carolina vs. The Citadel (2 completions), 11-28-15

## FEWEST TOTAL OFFENSE YARDS ALLOWED

- 185 Charleston Southern at Wofford (141 R, 44 P), 11-26-16

## FEWEST PLAYS ALLOWED

- 51 Kennesaw State at Jacksonville State (187 total yards), 12-2-17

## FEWEST TOTAL OFFENSE YARDS PER PLAY ALLOWED

- 3.08 Charleston Southern at Wofford (60 for 185), 11-26-16

## FEWEST COMPLETIONS ALLOWED

- 2 Coastal Carolina vs. The Citadel (11-28-15)

## LOWEST COMPLETION PERCENTAGE ALLOWED (1-9 attempts)

- 33.3 Coastal Carolina vs. The Citadel (2-of-6), 11-28-15

## LOWEST COMPLETION PERCENTAGE ALLOWED (10-19 attempts)

- 42.1 Liberty at Villanova (8-of-19), 12-6-14

## LOWEST COMPLETION PERCENTAGE ALLOWED (20+ attempts)

- 39.1 Coastal Carolina at Bethune-Cookman (9-of-23), 11-24-12



## INTERCEPTIONS

- 2 Coastal Carolina vs. Western Illinois (11-27-10)
- 2 Stony Brook vs. Albany (11-26-11)
- 2 Stony Brook vs. Villanova (11-24-12)
- 2 Coastal Carolina vs. Richmond (12-6-14)

## INTERCEPTION RETURN YARDS

- 68 Coastal Carolina at Bethune-Cookman (11-24-12)

## YARDS PER INTERCEPTION RETURN (min. 2 int.)

- 20.5 Coastal Carolina (2 for 41) vs. Western Illinois (11-27-10)

## INTERCEPTION RETURN TOUCHDOWNS

- 1 Coastal Carolina vs. Western Illinois (11-27-10)
- 1 Coastal Carolina at Bethune-Cookman (11-24-12)
- 1 Kennesaw State vs. Samford (11-25-17)

## QUARTERBACK SACKS

- 5 Coastal Carolina vs. Bethune-Cookman (11-30-13)

## TACKLES FOR LOSS

- 12 Coastal Carolina vs. Bethune-Cookman (11-30-13)

## FUMBLES RECOVERED

- 5 Charleston Southern vs. The Citadel (12-5-15)

## FUMBLE RETURN TOUCHDOWNS

- 1 Coastal Carolina vs. Bethune-Cookman (11-30-13)
- 1 Liberty at Villanova (12-6-14)

## TURNOVER TAKEAWAYS

- 6 Charleston Southern (1 INT, 5 FR) vs. The Citadel (12-5-15)

## POINTS SCORED KICKING

- 10 Liberty at Villanova (12-6-14)

## FIELD GOAL ATTEMPTS

- 3 Stony Brook vs. Villanova (11-24-12)
- 3 Coastal Carolina vs. Richmond (12-6-14)
- 3 Liberty at Villanova (12-6-14)
- 3 Kennesaw State at Sam Houston State (12-9-17)

## FIELD GOALS MADE

- 3 Liberty at Villanova (12-6-14)

## FIELD GOAL PERCENTAGE (min. 3 attempts)

- 100.0 Liberty (3-of-3) at Villanova (12-6-14)

## PAT KICKS ATTEMPTED

- 7 Coastal Carolina vs. Bethune-Cookman (11-30-13)

## PAT KICKS MADE

- 6 Coastal Carolina vs. Bethune-Cookman (11-30-13)
- 6 Coastal Carolina at Montana (12-7-13)

## PAT KICKS PERCENTAGE (min. 6 attempts)

- 100.0 Coastal Carolina (6-of-6) at Montana (12-7-13)

## PUNTS

- 9 Charleston Southern vs. The Citadel (12-5-15)

## PUNTING YARDS

- 312 Coastal Carolina (8 punts) at North Dakota State (12-14-13)

## PUNTING AVERAGE (min. 3 punts)

- 45.8 Stony Brook (5 for 229) at Montana State (12-1-12)
- 45.8 Kennesaw State (5 for 229) vs. Samford (11-25-17)

## PUNT RETURNS

- 5 Charleston Southern at Wofford (11-26-16)

## PUNT RETURN YARDS

- 40 Charleston Southern at Wofford (11-26-16)

## PUNT RETURN AVERAGE (min. 3 returns)

- 9.7 Coastal Carolina (3 for 29) vs. Western Illinois (11-27-10)

## KICKOFF RETURNS

- 9 Charleston Southern at Jacksonville State (12-11-15)

## KICKOFF RETURN YARDS

- 335 Charleston Southern (9 returns) at Jacksonville State (12-11-15)

## KICKOFF RETURN AVERAGE (3-4 returns)

- 26.0 Liberty (4 for 104) at Villanova (12-6-14)

## KICKOFF RETURN AVERAGE (min. 5 returns)

- 37.2 Charleston Southern (9 for 335) at Jacksonville State (12-11-15)

## KICKOFF RETURN TOUCHDOWNS

- 1 Coastal Carolina at North Dakota State (12-13-14)

## TWO-POINT CONVERSIONS

- 2 Coastal Carolina vs. Richmond (12-6-14)

## PENALTIES

- 9 Stony Brook at Sam Houston State (12-3-11)

## PENALTY YARDS

- 84 Stony Brook at Sam Houston State (12-3-11)

## MOST COMBINED TOTAL OFFENSE

- 1,212 Coastal Carolina (540) at Old Dominion (672), 12-1-12

## MOST COMBINED TOTAL PLAYS

- 167 Coastal Carolina (95) vs. Richmond (72), 12-6-14

## MOST COMBINED PASSING YARDS

- 849 Coastal Carolina (352) at Old Dominion (497), 12-1-12

## MOST COMBINED RUSHING YARDS

- 756 Charleston Southern (250) at Jacksonville State (506), 12-11-15

## MOST COMBINED POINTS SCORED

- 98 Coastal Carolina (35) at Old Dominion (63), 12-1-12

## LARGEST MARGIN OF VICTORY

- 24 Coastal Carolina (48) vs. Bethune-Cookman (24), 11-30-13

## TIME OF POSSESSION

- 39:32 Stony Brook vs. Villanova (11-24-12)

## MOST POINTS SCORED, FIRST QUARTER

- 21 Coastal Carolina vs. Bethune-Cookman (11-30-13)

## MOST POINTS SCORED, SECOND QUARTER

- 21 Coastal Carolina at Montana (12-7-13)
- 21 Kennesaw State vs. Samford (11-25-17)

## MOST POINTS SCORED, FIRST HALF

- 35 Coastal Carolina at Montana (12-7-13)

## MOST POINTS SCORED, THIRD QUARTER

- 22 Coastal Carolina vs. Richmond (12-6-14)

## MOST POINTS SCORED, FOURTH QUARTER

- 21 Charleston Southern at Jacksonville State (12-11-15)

## MOST POINTS SCORED, SECOND HALF

- 28 Coastal Carolina at Appalachian State (11-25-06)
- 28 Charleston Southern at Jacksonville State (12-11-15)

## FEWEST POINTS ALLOWED, FIRST QUARTER

- 0 Coastal Carolina vs. Western Illinois (11-27-10)
- 0 Coastal Carolina at Bethune-Cookman (11-24-12)
- 0 Stony Brook vs. Villanova (11-24-12)
- 0 Liberty at James Madison (11-29-14)
- 0 Coastal Carolina vs. Richmond (12-6-14)
- 0 Liberty at Villanova (12-6-14)
- 0 Charleston Southern at Wofford (11-26-16)
- 0 Kennesaw State at Jacksonville State (12-2-17)

## FEWEST POINTS ALLOWED, SECOND QUARTER

- 0 Stony Brook at Sam Houston State (12-3-11)
- 0 Coastal Carolina at Bethune-Cookman (11-24-12)
- 0 Stony Brook vs. Villanova (11-24-12)
- 0 Coastal Carolina at Montana (12-7-13)
- 0 Coastal Carolina vs. Richmond (12-6-14)
- 0 Coastal Carolina vs. The Citadel (11-28-15)
- 0 Charleston Southern vs. The Citadel (12-5-15)

## FEWEST POINTS ALLOWED, FIRST HALF

- 0 Coastal Carolina at Bethune-Cookman (11-24-12)
- 0 Stony Brook vs. Villanova (11-24-12)
- 0 Coastal Carolina vs. Richmond (12-6-14)

## FEWEST POINTS ALLOWED, THIRD QUARTER

- 0 Coastal Carolina vs. Western Illinois (11-27-10)
- 0 Coastal Carolina at Bethune-Cookman (11-24-12)
- 0 Coastal Carolina vs. Bethune-Cookman (11-30-13)
- 0 Coastal Carolina at North Dakota State (12-14-13)
- 0 Liberty at James Madison (11-29-14)
- 0 Liberty at Villanova (12-6-14)
- 0 Charleston Southern vs. The Citadel (12-5-15)
- 0 Kennesaw State vs. Samford (11-25-17)
- 0 Kennesaw State at Jacksonville State (12-2-17)

## FEWEST POINTS ALLOWED, FOURTH QUARTER

- 0 Stony Brook vs. Albany (11-26-11)
- 0 Liberty at James Madison (11-29-14)
- 0 Charleston Southern at Wofford (11-26-16)
- 0 Monmouth at Northern Iowa (11-25-17)
- 0 Kennesaw State at Jacksonville State (12-2-17)

## FEWEST POINTS ALLOWED, SECOND HALF

- 0 Liberty at James Madison (11-29-14)
- 0 Kennesaw State at Jacksonville State (12-2-17)

## LARGEST LEAD, BIG SOUTH TEAM

- 31 Coastal Carolina (41-10) vs. Bethune-Cookman (11-30-13)

## LARGEST LEAD, BY OPPONENT

- 46 Northern Iowa (46-0) vs. Monmouth (11-25-17)

## LARGEST COMEBACK DEFICIT TO TIE GAME/TAKE LEAD

- 18 Stony Brook vs. Albany, 11-26-11 (down 28-10 to take 31-28 lead)



## TOP 5 LONGEST PLAYS

### LONGEST RUSH FROM SCRIMMAGE

- 84 Shaquil Terry, Kennesaw State vs. Samford (11-25-17)
- 65 Brock Jackolski, Stony Brook at Sam Houston State (12-3-11)
- 53 Aundres Perkins, Coastal Carolina at Appalachian State (11-25-06)
- 51t Lorenzo Taliaferro, Coastal Carolina at Montana (12-7-13)
- 51 Darius Hammond, Charleston Southern at Wofford (11-26-16)

### LONGEST RUSH FROM SCRIMMAGE, QUARTERBACK

- 29 Aramis Hillary, Coastal Carolina at Old Dominion (12-1-12)
- 26 Chandler Burks, Kennesaw State at Jacksonville State (12-2-17)
- 25 Zach MacDowall, Coastal Carolina vs. Western Illinois (11-27-10)
- 23 Tyler Thigpen, Coastal Carolina at Appalachian State (11-25-06)
- 22 Alex Ross, Coastal Carolina vs. The Citadel (11-28-15)

### LONGEST PASS COMPLETION

- 91t Alex Ross to Bruce Mapp, Coastal Carolina vs. The Citadel (11-28-15)
- 86t Alex Ross to DeMario Bennett, Coastal Carolina at Montana (12-7-13)
- 59 Aramis Hillary to Jeremy Height, Coastal Carolina at Old Dominion (12-1-12)
- 55t Kyle Essington to Brock Jackolski, Stony Brook vs. Albany (11-26-11)
- 50 Alex Ross to Tyrell Blanks, Coastal Carolina vs. Bethune-Cookman (11-30-13)

### LONGEST INTERCEPTION RETURN

- 68t Johnnie Houston, Coastal Carolina at Bethune-Cookman (11-24-12)
- 55t Akebren Ralls, Kennesaw State vs. Samford (11-25-17)
- 28 Davonte Anderson, Stony Brook at Montana State (12-1-12)
- 24 Dominique Davenport, Coastal Carolina vs. Western Illinois (11-27-10)
- 18 Kamron Summers, Coastal Carolina vs. Richmond (12-6-14)

### LONGEST FUMBLE RETURN

- 58t Nick Newman, Liberty at Villanova (12-6-14)
- 39t Mike McClure, Coastal Carolina vs. Bethune-Cookman (11-30-13)

### LONGEST FIELD GOAL

- 56 John Lunsford, Liberty at James Madison (11-29-14)
- 50 John Lunsford, Liberty at Villanova (12-6-14)
- 39 Wesley Skiffington, Stony Brook vs. Albany (11-26-11)
- 38 Wesley Skiffington, Stony Brook at Montana State (12-1-12)
- 37 Wesley Skiffington, Stony Brook vs. Villanova (11-24-12)

### LONGEST FIELD GOAL ATTEMPT

- 56 John Lunsford, Liberty at James Madison, 11-29-14 (good)
- 50 John Lunsford, Liberty at Villanova, 12-6-14 (good)
- 48 Wesley Skiffington, Stony Brook vs. Albany, 11-26-11 (no good)
- 45 Wesley Skiffington, Stony Brook vs. Villanova, 11-24-12 (no good)
- 42 Justin Thompson, Kennesaw State at Sam Houston State, 12-9-17 (no good)

### LONGEST PUNT

- 59 Christian Kinsley, Kennesaw State at Jacksonville State (12-2-17)
- 57 Wesley Skiffington, Stony Brook at Sam Houston State (12-3-11)
- 57 Wesley Skiffington, Stony Brook vs. Villanova (11-24-12)
- 56 Austin Cain, Coastal Carolina at North Dakota State (12-13-14)
- 55 Austin Cain, Coastal Carolina at North Dakota State (12-14-13)

### LONGEST PUNT RETURN

- 17 Niccolo Mastromatteo, Coastal Carolina vs. Western Illinois (11-27-10)
- 14 Dakota Kelly, Liberty at James Madison (11-29-14)
- 14 Darius Hammond, Charleston Southern at Wofford (11-26-16)
- 13 Zach Silverberg, Coastal Carolina at North Dakota State (12-13-14)
- 11 Jordan Gush, Stony Brook at Sam Houston State (12-3-11)

### LONGEST KICKOFF RETURN

- 98t Devin Brown, Coastal Carolina at North Dakota State (12-13-14)
- 84 Darius Hammond, Charleston Southern at Jacksonville State (12-11-15)
- 72 Alpha Jalloh, Liberty at Villanova (12-6-14)
- 67 Darius Hammond, Charleston Southern at Jacksonville State (12-11-15)
- 55 Tre Henderson, Coastal Carolina at Old Dominion (12-1-12)

# COACHING HISTORY



COACH	SCHOOL	YEARS (SEASONS)	BIG SOUTH	PCT	OVERALL	PCT	PLAYOFFS	PCT
David Bennett	Coastal Carolina	9 (2003-11)	27-16	.628	63-39	.618	0-2	.000
Danny Rocco	Liberty	6 (2006-11)	26-5	.839	47-20	.701	--	--
Chuck Priore	Stony Brook	5 (2008-12)	24-5	.828	36-23	.610	2-2	.500
Steve Patton	Gardner-Webb	9 (2002-10)	23-17	.575	54-45	.545	--	--
Turner Gill	Liberty	6 (2012-17)	22-10	.688	41-29	.586	1-1	.500
Jay Mills	Charleston Southern	10 (2003-12)	18-31	.367	48-63	.432	--	--
Joe Moglia	Coastal Carolina	4 (2012-15)	17-5	.773	41-13	.759	4-4	.500
Jamey Chadwell	Charleston Southern	4 (2013-16)	16-5	.762	35-14	.714	1-2	.333
<b>BRIAN BOHANNON</b>	<b>Kennesaw State</b>	<b>3 (2015-present)</b>	<b>10-6</b>	<b>.625</b>	<b>26-10</b>	<b>.722</b>	<b>2-1</b>	<b>.667</b>
Harold Nichols	Presbyterian	8 (2009-16)	9-36 ^	.200	19-69 ^	.216	--	--
<b>KEVIN CALLAHAN</b>	<b>Monmouth</b>	<b>4 (2014-present)</b>	<b>8-13</b>	<b>.381</b>	<b>24-21</b>	<b>.533</b>	<b>0-1</b>	<b>.000</b>
Sparky Woods	VMI	6 (2008-13)	8-26	.235	15-52	.224	--	--
Ken Karcher	Liberty	4 (2002-05)	7-8	.467	15-30	.333	--	--
<b>CARROLL McCRAY</b>	<b>Gardner-Webb</b>	<b>5 (2013-present)</b>	<b>7-19</b>	<b>.269</b>	<b>21-36</b>	<b>.368</b>	--	--
Cal McCombs	VMI	3 (2003-05)	4-8	.333	9-25	.265	--	--
Ron Dickerson, Jr.	Gardner-Webb	2 (2011-12)	4-8	.333	7-15	.318	--	--
<b>MARK TUCKER</b>	<b>Charleston Southern</b>	<b>1 (2017-present)</b>	<b>3-2</b>	<b>.600</b>	<b>6-5</b>	<b>.545</b>	--	--
Al Seagraves	Elon	1 (2002)	2-1	.667	4-7	.364	--	--
<b>TOMMY SPANGLER</b>	<b>Presbyterian</b>	<b>1 (2017-present)</b>	<b>1-4</b>	<b>.200</b>	<b>4-7</b>	<b>.364</b>	--	--
David Dowd	Charleston Southern	1 (2002)	0-3	.000	4-8	.333	--	--
Jim Reid	VMI	2 (2006-07)	0-8	.000	3-19	.136	--	--

^ - Wins during the 2010 season were forfeited due to the use of a player that was declared ineligible following the season. The overall and coach totals have been adjusted.

Records listed are based on years as an official Conference opponent only

## Active Big South coaches in BOLD CAPS

TOP 10 WINNINGEST COACHES (overall wins)	MOST BIG SOUTH TITLES (outright/shared)	MOST FCS PLAYOFF APPEARANCES
1. 63 David Bennett, Coastal Carolina	1. 4 David Bennett, Coastal Carolina	1. 4 Joe Moglia, Coastal Carolina
2. 54 Steve Patton, Gardner-Webb	4 Danny Rocco, Liberty	2. 2 David Bennett, Coastal Carolina
3. 48 Jay Mills, Charleston Southern	4 Chuck Priore, Stony Brook	2 Chuck Priore, Stony Brook
4. 47 Danny Rocco, Liberty	4 Turner Gill, Liberty	2 Jamey Chadwell, Charleston Southern
5. 41 Joe Moglia, Coastal Carolina	5. 3 Joe Moglia, Coastal Carolina	5. 1 Turner Gill, Liberty
41 Turner Gill, Liberty	6. 2 Steve Patton, Gardner-Webb	<b>1 BRIAN BOHANNON, Kennesaw State</b>
7. 36 Chuck Priore, Stony Brook	2 Jamey Chadwell, Charleston Southern	<b>1 KEVIN CALLAHAN, Monmouth</b>
8. 35 Jamey Chadwell, Charleston Southern	8. 1 Jay Mills, Charleston Southern	
9. <b>26 BRIAN BOHANNON, Kennesaw State</b>	<b>1 BRIAN BOHANNON, Kennesaw State</b>	
10. <b>24 KEVIN CALLAHAN, Monmouth</b>		



SCHOOL	Big South			Overall			REGULAR-SEASON CHAMPIONSHIPS	10-WIN SEASONS	PLAYOFF BERTHS
	W	L	PCT	W	L	PCT			
Liberty	55	23	.705	103	79	.566	8 (2007-08-09*-10*-12*-13*-14*-16*)	1 (2008)	1 (2014)
Coastal Carolina	44	21	.677	104	50	.675	7 (2004-05*-06-10*-12*-13*-14*)	3 (2004-13-14)	6 (2006-10-12-13-14-15)
<b>CHARLESTON SOUTHERN</b>	<b>37</b>	<b>41</b>	<b>.474</b>	<b>93</b>	<b>90</b>	<b>.508</b>	<b>3 (2005*-15-16*)</b>	<b>2 (2013-15)</b>	<b>2 (2015-16)</b>
<b>GARDNER-WEBB</b>	<b>34</b>	<b>44</b>	<b>.436</b>	<b>82</b>	<b>96</b>	<b>.461</b>	<b>2 (2002-03)</b>		
Stony Brook	24	5	.828	36	23	.610	4 (2009*-10*-11-12*)	1 (2012)	2 (2011-12)
VMI	12	42	.222	27	96	.220			
<b>KENNESAW STATE</b>	<b>10</b>	<b>6</b>	<b>.625</b>	<b>26</b>	<b>10</b>	<b>.722</b>	<b>1 (2017)</b>	<b>1 (2017)</b>	<b>1 (2017)</b>
<b>PRESBYTERIAN</b>	<b>10</b>	<b>40</b>	<b>.200</b>	<b>33</b>	<b>89</b>	<b>.270</b>			
<b>MONMOUTH</b>	<b>8</b>	<b>13</b>	<b>.381</b>	<b>24</b>	<b>21</b>	<b>.533</b>			<b>1 (2017)</b>
Elon	2	1	.667	4	7	.364			

\* - Co-Champion

^ - Records listed are based on years as Conference opponent only.

current football-playing members in **BOLD CAPS**

CHARLESTON SOUTHERN							
	Big South			Overall			
YEAR	W	L	PCT	W	L	PCT	COACH
2002	0	3	.000	4	8	.333	David Dowd (4-8, 0-3)
2003	0	4	.000	1	11	.083	Jay Mills
2004	1	3	.250	5	5	.500	Jay Mills
2005	3	1	.750	7	4	.636	Jay Mills
2006	2	2	.500	9	2	.818	Jay Mills
2007	1	3	.250	5	6	.455	Jay Mills
2008	3	2	.600	7	5	.583	Jay Mills
2009	4	2	.667	6	5	.545	Jay Mills
2010	1	5	.167	3	8	.273	Jay Mills
2011	0	6	.000	0	11	.000	Jay Mills
2012	3	3	.500	5	6	.455	Jay Mills (48-63, 18-31)
2013	3	2	.600	10	3	.769	Jamey Chadwell
2014	3	2	.600	8	4	.667	Jamey Chadwell
2015	6	0	1.000	10	3	.769	Jamey Chadwell
2016	4	1	.800	7	4	.636	Jamey Chadwell (35-14, 16-5)
2017	3	2	.600	6	5	.545	Mark Tucker
TOTALS	37	41	.474	93	90	.508	

COASTAL CAROLINA							
	Big South			Overall			
YEAR	W	L	PCT	W	L	PCT	COACH
2003	1	3	.250	6	5	.545	David Bennett
2004	4	0	1.000	10	1	.909	David Bennett
2005	3	1	.750	9	2	.818	David Bennett
2006	4	0	1.000	9	3	.750	David Bennett
2007	3	1	.750	5	6	.455	David Bennett
2008	1	4	.200	6	6	.500	David Bennett
2009	3	3	.500	5	6	.455	David Bennett
2010	5	1	.833	6	6	.500	David Bennett
2011	3	3	.500	7	4	.636	David Bennett (63-39, 27-16)
2012	5	1	.833	8	5	.615	Joe Moglia
2013	4	1	.800	12	3	.800	Joe Moglia
2014	4	1	.800	12	2	.857	Joe Moglia
2015	4	2	.667	9	3	.750	Joe Moglia (41-13, 17-5)
TOTALS	44	21	.677	104	50	.675	

ELON									
YEAR	Big South			Overall			COACH		
	W	L	PCT	W	L	PCT			
2002	2	1	.667	4	7	.364	Al Seagraves		

GARDNER-WEBB							
	Big South			Overall			
YEAR	W	L	PCT	W	L	PCT	COACH
2002	3	0	1.000	9	1	.900	Steve Patton
2003	4	0	1.000	8	4	.667	Steve Patton
2004	2	2	.500	5	6	.455	Steve Patton
2005	2	2	.500	5	6	.455	Steve Patton
2006	2	2	.500	6	5	.545	Steve Patton
2007	2	2	.500	5	6	.455	Steve Patton
2008	2	3	.400	5	6	.455	Steve Patton
2009	3	3	.500	6	5	.545	Steve Patton
2010 ^	3	3	.500	5	6	.455	Steve Patton (54-47, 23-17)
2011	2	4	.333	4	7	.364	Ron Dickerson Jr.
2012	2	4	.333	3	8	.273	Ron Dickerson Jr. (7-15, 4-8)
2013	2	3	.400	7	5	.583	Carroll McCray
2014	0	5	.000	4	8	.333	Carroll McCray
2015	2	4	.333	4	7	.364	Carroll McCray
2016	3	2	.600	5	6	.455	Carroll McCray
2017	0	5	.000	1	10	.091	Carroll McCray (21-36, 7-19)
TOTALS	34	44	.436	82	96	.461	

^ - credited with Conference and overall win from a forfeit due to the use of an opposing player that was declared ineligible following the season. The overall and coach totals have been adjusted.

KENNESAW STATE							
YEAR	Big South			Overall			COACH
	W	L	PCT	W	L	PCT	
2015	2	4	.333	6	5	.545	Brian Bohannon
2016	3	2	.600	8	3	.727	Brian Bohannon
2017	5	0	1.000	12	2	.857	Brian Bohannon
TOTALS	10	6	.625	26	10	.722	

YEAR	Big South			LIBERTY Overall			COACH
	W	L	PCT	W	L	PCT	
2002	1	2	.333	2	9	.182	Ken Karcher
2003	3	1	.750	6	6	.500	Ken Karcher
2004	3	1	.750	6	5	.545	Ken Karcher
2005	0	4	.000	1	10	.091	Ken Karcher (15-30, 7-8)
2006	2	2	.500	6	5	.545	Danny Rocco
2007	4	0	1.000	8	3	.727	Danny Rocco
2008	5	0	1.000	10	2	.833	Danny Rocco
2009	5	1	.833	8	3	.727	Danny Rocco
2010	5	1	.833	8	3	.727	Danny Rocco
2011	5	1	.833	7	4	.636	Danny Rocco (47-20, 26-5)
2012	5	1	.833	6	5	.545	Turner Gill
2013	4	1	.800	8	4	.667	Turner Gill
2014	4	1	.800	9	5	.642	Turner Gill
2015	3	3	.500	6	5	.545	Turner Gill
2016	4	1	.800	6	5	.545	Turner Gill
2017 ^	2	3	.400	6	5	.545	Turner Gill (41-29, 22-10)
<b>TOTALS</b>	<b>55</b>	<b>23</b>	<b>.705</b>	<b>103</b>	<b>79</b>	<b>.566</b>	

^ - - Ineligible for Big South Championship & FCS Playoffs due to transition to FBS

YEAR	Big South			MONMOUTH Overall			COACH
	W	L	PCT	W	L	PCT	
2014	1	4	.200	6	5	.545	Kevin Callahan
2015	3	3	.500	5	6	.455	Kevin Callahan
2016	0	5	.000	4	7	.364	Kevin Callahan
2017	4	1	.800	9	3	.750	Kevin Callahan
<b>TOTALS</b>	<b>8</b>	<b>13</b>	<b>.381</b>	<b>24</b>	<b>21</b>	<b>.533</b>	

YEAR	Big South			PRESBYTERIAN Overall			COACH
	W	L	PCT	W	L	PCT	
2007	--	--	--	6	5	.545	Bobby Bentley
2008	--	--	--	4	8	.333	Bobby Bentley (10-13)
2009	0	6	.000	0	11	.000	Harold Nichols
2010 ^	0	6	.000	0	11	.000	Harold Nichols
2011	3	3	.500	4	7	.364	Harold Nichols
2012	0	6	.000	2	9	.182	Harold Nichols
2013	1	4	.200	3	8	.273	Harold Nichols
2014	3	2	.600	6	5	.545	Harold Nichols
2015	1	5	.167	2	9	.182	Harold Nichols
2016	1	4	.200	2	9	.182	Harold Nichols (19-69, 9-36)
2017	1	4	.200	4	7	.364	Tommy Spangler
<b>TOTALS</b>	<b>10</b>	<b>40</b>	<b>.200</b>	<b>33</b>	<b>89</b>	<b>.270</b>	

^ - Wins during the 2010 season were forfeited due to the use of a player that was declared ineligible following the season. The overall and coach totals have been adjusted.

YEAR	Big South			STONY BROOK Overall			COACH
	W	L	PCT	W	L	PCT	
2008	3	2	.600	5	6	.455	Chuck Priore
2009	5	1	.833	6	5	.545	Chuck Priore
2010	5	1	.833	6	5	.545	Chuck Priore
2011	6	0	1.000	9	4	.692	Chuck Priore
2012	5	1	.833	10	3	.769	Chuck Priore
<b>TOTALS</b>	<b>24</b>	<b>5</b>	<b>.828</b>	<b>36</b>	<b>23</b>	<b>.610</b>	

YEAR	Big South			VMI Overall			COACH
	W	L	PCT	W	L	PCT	
2003	2	2	.500	6	6	.500	Cal McCombs
2004	0	4	.000	0	11	.000	Cal McCombs
2005	2	2	.500	3	8	.273	Cal McCombs (9-25, 4-8)
2006	0	4	.000	1	10	.091	Jim Reid
2007	0	4	.000	2	9	.182	Jim Reid (3-19, 0-8)
2008	1	4	.200	4	7	.364	Sparky Woods
2009	1	5	.167	2	9	.182	Sparky Woods
2010	2	4	.333	3	8	.273	Sparky Woods
2011	2	4	.333	2	9	.182	Sparky Woods
2012	1	5	.167	2	9	.182	Sparky Woods
2013	1	4	.200	2	10	.167	Sparky Woods (15-52, 8-26)
<b>TOTALS</b>	<b>12</b>	<b>42</b>	<b>.222</b>	<b>27</b>	<b>96</b>	<b>.220</b>	

## MOST WINS

12	Coastal Carolina	2013
12	Coastal Carolina	2014
12	Kennesaw State	2017
10	Coastal Carolina	2004
10	Liberty	2008
10	Stony Brook	2012
10	Charleston Southern	2013
10	Charleston Southern	2015
9	several tied with	

## MOST CONFERENCE WINS

6	Stony Brook	2011
6	Charleston Southern	2015
5	Liberty	2008
5	Liberty	2009
5	Stony Brook	2009
5	Stony Brook	2010
5	Liberty	2010
5	Coastal Carolina	2010
5	Liberty	2011
5	Stony Brook	2012
5	Liberty	2012
5	Coastal Carolina	2012
5	Kennesaw State	2017

## BEST UNDEFEATED STARTS TO SEASON

11-0	Coastal Carolina	2014
9-0	Charleston Southern	2006
9-0	Coastal Carolina	2013
7-0	Charleston Southern	2013
7-0	Coastal Carolina	2015
6-0	Liberty	2008
5-0	Charleston Southern	2014
3-0	Kennesaw State	2015
3-0	Liberty	2017

## UNDEFEATED CONFERENCE SEASONS

6-0	Stony Brook	2011
6-0	Charleston Southern	2015
5-0	Liberty	2008
4-0	Gardner-Webb	2003
4-0	Coastal Carolina	2004
4-0	Coastal Carolina	2006
4-0	Liberty	2007
3-0	Gardner-Webb	2002

## LONGEST WIN STREAK, OVERALL

14	Charleston Southern	Oct. 15, 2005 – Nov. 4, 2006
12	Kennesaw State	Sept. 9, 2017 – Dec. 2, 2017
11	Liberty	Oct. 20, 2007 – Oct. 11, 2008
11	Coastal Carolina	Aug. 30, 2014 – Nov. 15, 2014
10	Coastal Carolina	Sept. 25, 2004 – Sept. 10, 2005
9	Gardner-Webb	Sept. 14, 2002 – August 30, 2003
9	Stony Brook	Sept. 24, 2011 – Nov. 26, 2011
9	Coastal Carolina	Aug. 31, 2013 – Nov. 2, 2013

## LONGEST WIN STREAK, REGULAR SEASON GAMES ONLY

14	Charleston Southern	Oct. 15, 2005 – Nov. 4, 2006
14	Coastal Carolina	Oct. 20, 2012 – Nov. 2, 2013
11	Liberty	Oct. 20, 2007 – Oct. 11, 2008
11	Coastal Carolina	Aug. 30, 2014 – Nov. 15, 2014
10	Coastal Carolina	Sept. 25, 2004 – Sept. 10, 2005
10	Stony Brook	Sept. 24, 2011 – Sept. 8, 2012
10	<b>KENNESAW STATE</b>	<b>Sept. 9, 2017 – present</b>

## LONGEST WIN STREAK, SINGLE SEASON

12	Kennesaw State	2017
11	Coastal Carolina	2014
9	Charleston Southern	2006
9	Stony Brook	2011
9	Coastal Carolina	2013

## LONGEST CONFERENCE GAME WIN STREAK

16	Liberty	Nov. 11, 2006 – Nov. 14, 2009
11	Stony Brook	Oct. 8, 2011 – Nov. 3, 2012
11	Charleston Southern	Nov. 1, 2014 – Oct. 22, 2016
8	Coastal Carolina	Nov. 22, 2003 – Oct. 29, 2005
8	Coastal Carolina	Oct. 20, 2012 – Oct. 26, 2013
7	Gardner-Webb	Oct. 5, 2002 – Nov. 8, 2003
7	Liberty	Oct. 26, 2013 – Nov. 8, 2014

## LONGEST HOME WIN STREAK

13	Stony Brook	Sept. 24, 2011 – Nov. 24, 2012
13	Coastal Carolina	Oct. 27, 2012 – Nov. 15, 2014
12	Coastal Carolina	Sept. 11, 2004 – Nov. 12, 2005
12	Charleston Southern	Oct. 15, 2005 – Oct. 6, 2007
11	Gardner-Webb	August 31, 2002 – Nov. 15, 2003
11	Liberty	Nov. 4, 2006 – Oct. 11, 2008
10	Liberty	Oct. 3, 2009 – Sept. 17, 2011
10	Charleston Southern	Nov. 8, 2014 – Oct. 29, 2016

## LONGEST CONFERENCE HOME WIN STREAK

18	Liberty	Nov. 11, 2006 – Nov. 10, 2012
13	Stony Brook	Nov. 15, 2008 – Nov. 3, 2012
8	Coastal Carolina	Oct. 23, 2004 – Nov. 10, 2007
7	Coastal Carolina	Oct. 27, 2012 – Nov. 15, 2014
5	Liberty	Oct. 19, 2002 – Oct. 30, 2004
5	Charleston Southern	Nov. 8, 2014 – Oct. 22, 2016
5	Liberty	Oct. 24, 2015 – Oct. 29, 2016
4	Gardner-Webb	Oct. 12, 2002 – Oct. 23, 2004
4	Charleston Southern	Nov. 12, 2005 – Nov. 4, 2006
4	<b>KENNESAW STATE</b>	<b>Nov. 12, 2016 – present</b>

## LONGEST ROAD WIN STREAK

7	Coastal Carolina	Aug. 30, 2014 – Nov. 8, 2014
5	Liberty	Oct. 20, 2007 – Oct. 4, 2008
5	Charleston Southern	Aug. 31, 2013 – Oct. 12, 2013
5	Kennesaw State	Sept. 16, 2017 – Dec. 2, 2017
4	several tied with	

## LONGEST CONFERENCE ROAD WIN STREAK

9	Charleston Southern	Nov. 1, 2014 – Nov. 4, 2017
7	Liberty	Nov. 18, 2006 – Nov. 14, 2009
5	Stony Brook	Oct. 22, 2011 – Oct. 27, 2012
5	Liberty	Nov. 17, 2012 – Nov. 22, 2014
4	Gardner-Webb	Oct. 5, 2002 – Oct. 18, 2003
4	Coastal Carolina	Nov. 22, 2003 – Oct. 22, 2005
4	Coastal Carolina	Oct. 20, 2012 – Oct. 19, 2013

## LONGEST WIN STREAK AGAINST ONE BIG SOUTH OPPONENT (LEAGUE GAMES ONLY)

8	Gardner-Webb	VMI (2003 – 2010)
8	Liberty	VMI (2006 – 2013)
8	Liberty	Charleston Southern (2006 – 2013)
8	Liberty	Gardner-Webb (2007 – 2014)
7	Coastal Carolina	Gardner-Webb (2004 – 2010)
7	Coastal Carolina	Presbyterian (2009 – 2015)
5	Coastal Carolina	VMI (2009 – 2013)
4	Coastal Carolina	VMI (2004 – 2007)
4	Charleston Southern	VMI (2006 – 2009)



**2002*****The Sports Network***

	PS	S2	S9	S16	S23	S30	O7	O14	O21	O28	N4	N11	N18	N25	FINAL
Gardner-Webb	--	--	--	--	--	--	--	--	--	--	25	22	19	18	22

***Coaches Poll (USA Today/ESPN)***

	PS	S2	S9	S16	S23	S30	O7	O14	O21	O28	N4	N11	N18	N25	FINAL
Gardner-Webb															24

**2003*****Coaches Poll (USA Today/ESPN)***

	PS	S8	S15	S22	S29	O6	O13	O29	O27	N3	N10	N17	N24	FINAL
Gardner-Webb	25	--	--	--	--	--	--	--	--	--	--	--	--	--

**2004*****The Sports Network***

	PS	S6	S13	S20	S27	O4	O11	O18	O25	N1	N8	N15	N22	FINAL
Gardner-Webb	RV	RV	RV	RV	--	--	--	--	--	--	--	--	--	--
VMI	RV	--	--	--	--	--	--	--	--	--	--	--	--	--
Liberty	--	--	--	--	--	RV	--	--	--	--	--	--	--	--
Coastal Carolina	--	--	--	--	--	--	--	--	RV	RV	24	21	22	24

***Coaches Poll (USA Today/ESPN)***

	PS	S6	S13	S20	S27	O4	O11	O18	O25	N1	N8	N15	N22	FINAL
Gardner-Webb	RV	--	RV	--	RV	--	--	--	--	--	--	--	--	--
Liberty	--	--	--	--	--	RV	--	--	--	--	--	--	--	--
Coastal Carolina	--	--	--	--	--	--	--	--	RV	RV	RV	23	25	24

**2005*****The Sports Network***

	PS	S5	S12	S19	S26	O3	O10	O17	O24	O31	N7	N14	N21	FINAL
Coastal Carolina	RV	RV	17	RV	RV	19	15	14	13	9	9	9	20	24
Gardner-Webb	RV	--	RV	RV	--	--	--	--	--	--	--	--	--	--

***Coaches Poll (USA Today/ESPN)***

	PS	S5	S12	S19	S26	O3	O10	O17	O24	O31	N7	N14	N21	FINAL
Coastal Carolina	RV	--	15	RV	RV	19	16	15	13	8	9	8	20	23
Gardner-Webb	--	--	RV	RV	--	--	--	--	--	--	--	--	--	--

**2006*****The Sports Network***

	PS	S4	S11	S18	S25	O2	O9	O16	O23	O30	N6	N13	N20	FINAL
Coastal Carolina	25	RV	RV	--	--	--	RV	24	22	17	16	13	13	14
Liberty	--	RV	RV	--	--	--	--	--	--	--	--	--	--	--
Charleston Southern	--	--	--	--	RV	RV	RV	RV	RV	RV	24	RV	RV	RV
Gardner-Webb	--	--	--	--	--	--	--	--	RV	RV	RV	--	--	--

***Coaches Poll (CSN)***

	PS	S4	S11	S18	S25	O2	O9	O16	O23	O30	N6	N13	N20	FINAL
Coastal Carolina	--	--	RV	RV	RV	RV	24	24	23	17	14	12	13	9
Charleston Southern	--	--	--	--	--	RV	RV	RV	RV	25	25	RV	--	RV

## 2007

### The Sports Network

	PS	S3	S10	S17	S24	O1	O8	O15	O22	O29	N5	N12	N19	FINAL
Coastal Carolina	23	RV	--	RV	--	--	--	--	--	--	--	--	--	--
Liberty	RV	RV	RV	RV	--	--	--	--	--	RV	RV	RV	RV	RV
Gardner-Webb	--	RV	--	RV	RV	RV	--	--	--	--	RV	--	--	--

### Coaches Poll

	PS	S3	S10	S17	S24	O1	O8	O15	O22	O29	N5	N12	N19	FINAL
Coastal Carolina	20	RV	RV	--	--	--	--	--	--	--	--	--	--	--
Liberty	RV	RV	RV	--	--	--	--	--	--	--	RV	RV	RV	RV
Charleston Southern	RV	--	--	--	--	--	--	--	--	--	--	--	--	--

## 2008

### The Sports Network

	PS	S1	S8	S15	S22	S29	O6	O13	O20	O27	N3	N10	N17	N24	FINAL
Liberty	RV	RV	25	23	25	20	15	14	20	17	25	24	22	14	14
Coastal Carolina	RV	RV	RV	--	--	RV	--	--	--	--	--	--	--	--	--
Stony Brook	--	RV	RV	--	--	--	--	--	--	--	--	--	--	--	--

### Coaches Poll

	PS	S1	S8	S15	S22	S29	O6	O13	O20	O27	N3	N10	N17	N24	FINAL
Liberty	RV	RV	RV	25	RV	21	16	15	21	17	25	22	20	15	15
Coastal Carolina	RV	--	RV	--	--	--	--	--	--	--	--	--	--	--	--
Stony Brook	--	RV	--	--	--	--	--	--	--	--	--	--	--	--	--

## 2009

### The Sports Network

	PS	S7	S14	S21	S28	O5	O12	O19	O26	N2	N9	N16	N23	FINAL
Liberty	RV	RV	RV	25	RV	RV	RV	23	23	16	16	16	22	22
Gardner-Webb	RV	RV	RV	RV	RV	RV	RV	RV	RV	RV	--	--	--	--
Coastal Carolina	RV	RV	--	--	--	--	--	--	--	--	--	--	--	--
Stony Brook	RV	RV	--	--	--	--	--	--	--	RV	RV	--	RV	RV
Charleston Southern	RV	--	--	--	--	--	RV	--	--	--	--	RV	--	--
Presbyterian	RV	--	--	--	--	--	--	--	--	--	--	--	--	--
VMI	--	RV	--	--	RV	--	--	--	--	--	--	--	--	--

### Coaches Poll

	PS	S7	S14	S21	S28	O5	O12	O19	O26	N2	N9	N16	N23	FINAL
Liberty	RV	24	24	24	RV	RV	RV	RV	24	17	16	17	22	21
Gardner-Webb	--	--	RV	--	RV	RV	--	--	RV	--	--	--	--	--

## 2010

### The Sports Network

	PS	S6	S13	S20	S27	O4	O11	O18	O25	N1	N8	N15	N22	FINAL
Liberty	21	19	15	22	25	24	19	17	16	14	12	21	17	21
Gardner-Webb	RV	--	RV	RV	RV	RV	--	--	--	--	--	--	--	--
Coastal Carolina	RV	--	--	--	--	--	--	--	--	--	--	RV	RV	RV
Stony Brook	RV	RV	--	--	--	--	--	--	--	--	--	RV	--	RV
VMI	RV	--	--	--	--	RV	--	--	--	--	--	--	--	--

### Coaches Poll

	PS	S6	S13	S20	S27	O4	O11	O18	O25	N1	N8	N15	N22	FINAL
Liberty	20	18	14	21	RV	RV	21	14	12	12	11	18	15	19
Gardner-Webb	RV	RV	RV	RV	--	--	--	--	--	--	--	--	--	--
Stony Brook	RV	--	--	--	--	--	--	--	--	--	--	--	--	--
Coastal Carolina	--	--	--	--	--	--	--	--	--	--	--	--	--	RV

**2011*****The Sports Network***

	PS	S5	S12	S19	S26	O3	O10	O17	O24	O31	N7	N14	N21	FINAL
Liberty	22	24	22	RV	RV	RV	RV	RV	23	22	16	16	24	25
Stony Brook	RV	RV	RV	RV	RV	RV	RV	RV	RV	RV	RV	RV	22	18
Coastal Carolina	RV	RV	RV	--	RV	RV	RV	RV	--	--	--	--	--	--

***Coaches Poll***

	PS	S5	S12	S19	S26	O3	O10	O17	O24	O31	N7	N14	N21	FINAL
Liberty	18	21	20	23	RV	RV	RV	RV	24	22	15	16	23	25
Stony Brook	RV	RV	--	--	--	--	--	--	--	--	--	RV	24	16
Coastal Carolina	RV	RV	RV	RV	RV	24	20	RV	--	--	--	--	--	--

**2012*****The Sports Network***

	PS	S3	S10	S17	S24	O1	O8	O15	O22	O29	N5	N12	N19	FINAL
Stony Brook	17	17	17	20	18	13	11	10	10	9	6	12	10	11
Liberty	RV	RV	RV	--	--	--	--	--	--	--	--	RV	RV	--
Coastal Carolina	--	--	RV	--	--	--	--	--	--	--	--	RV	RV	24

***Coaches Poll***

	PS	S3	S10	S17	S24	O1	O8	O15	O22	O29	N5	N12	N19	FINAL
Stony Brook	17	17	16	20	18	13	11	10	9	9	8	13	11	12
Liberty	RV	RV	--	--	--	--	--	--	--	--	--	--	--	--
Coastal Carolina	--	--	--	--	--	--	--	--	--	--	--	--	--	24

**2013*****The Sports Network***

	PS	S2	S9	S16	S23	S30	O7	O14	O21	O28	N4	N11	N18	N25	FINAL
Coastal Carolina	25	24	21	15	12	9	8	6	6	6	5	11	11	11	7
Liberty	RV	RV	RV	RV	RV	RV	--	--	--	--	--	RV	RV	RV	RV
Gardner-Webb	--	RV	RV	RV	25	25	RV	RV	RV	--	--	--	RV	RV	RV
Charleston Southern	--	RV	--	--	RV	RV	RV	RV	RV	24	18	13	18	23	24

***Coaches Poll***

	PS	S2	S9	S16	S23	S30	O7	O14	O21	O28	N4	N11	N18	N25	FINAL
Coastal Carolina	21	22	21	15	11	6	6	4	3	3	3	9	7	11	7
Liberty	RV	--	--	--	--	--	--	--	--	--	--	--	--	RV	RV
Gardner-Webb	RV	--	--	RV	RV	24	RV	--	--	--	--	--	--	--	--
Charleston Southern	--	RV	--	--	--	RV	25	24	24	18	16	12	16	20	22

**2014*****The Sports Network***

	PS	S1	S8	S15	S22	S29	O6	O13	O20	O27	N3	N10	N17	N24	FINAL
Coastal Carolina	7	5	5	5	3	3	3	4	4	3	3	2	2	6	5
Liberty	RV	RV	RV	24	22	RV	RV	RV	RV	RV	RV	RV	RV	20	17
Charleston Southern	RV	RV	RV	RV	RV	RV	24	23	RV	RV	RV	--	RV	RV	RV
Gardner-Webb	RV	RV	RV	RV	RV	--	--	--	--	--	--	--	--	--	--
Presbyterian	--	--	--	RV	RV	RV	RV	RV	RV	RV	--	--	--	--	--

***Coaches Poll***

	PS	S1	S8	S15	S22	S29	O6	O13	O20	O27	N3	N10	N17	N24	FINAL
Coastal Carolina	6	4	5	5	3	3	3	3	3	2	2	1	1	6	5
Liberty	RV	RV	RV	RV	23	RV	--	RV	RV	RV	RV	RV	RV	23	17
Charleston Southern	RV	RV	RV	RV	25	24	23	22	RV	RV	--	RV	RV	RV	RV
Presbyterian	--	--	--	--	--	--	RV	--	RV	RV	--	--	RV	--	--



## 2015

### STATS LLC

	PS	S7	S14	S21	S28	O5	O12	O19	O26	N2	N9	N16	N23	FINAL
Coastal Carolina	5	3	2	2	2	2	3	2	2	8	4	4	10	16
Liberty	15	15	15	10	18	15	22	RV	RV	RV	--	--	RV	RV
Charleston Southern	RV	RV	RV	RV	RV	RV	RV	RV	24	15	11	9	9	6
Kennesaw State	--	--	--	--	--	--	--	RV	RV	RV	--	--	--	--
Monmouth	--	--	--	--	--	--	--	RV	--	--	--	--	--	--

### Coaches Poll

	PS	S7	S14	S21	S28	O5	O12	O19	O26	N2	N9	N16	N23	FINAL
Coastal Carolina	5	<b>1</b>	<b>1</b>	<b>1</b>	<b>1</b>	<b>1</b>	<b>1</b>	<b>1</b>	<b>1</b>	8	4	4	9	17
Liberty	14	13	14	10	18	15	22	RV	RV	--	--	--	--	RV
Charleston Southern	RV	RV	RV	RV	RV	RV	23	20	24	13	8	8	7	7

## 2016

### STATS LLC

	PS	S5	S12	S19	S26	O3	O10	O17	O24	O31	N7	N14	N21	FINAL
Charleston Southern	7	7	12	12	10	8	9	9	9	8	14	14	10	15
Liberty	RV	RV	RV	RV	--	--	--	--	RV	RV	25	RV	RV	--
Kennesaw State	RV	--	--	--	RV	RV	RV	--	RV	RV	RV	RV	RV	RV
Monmouth	--	RV	RV	--	--	RV	RV	RV	--	--	--	--	--	--

### Coaches Poll

	PS	S5	S12	S19	S26	O3	O10	O17	O24	O31	N7	N14	N21	FINAL
Charleston Southern	6	7	12	11	8	8	8	9	9	9	14	13	10	14
Liberty	RV	RV	RV	RV	--	RV	RV	RV	RV	RV	24	RV	--	--
Monmouth	RV	RV	RV	RV	--	RV	RV	--	--	--	--	--	--	--
Kennesaw State	--	--	--	--	--	--	RV	--	--	RV	RV	22	RV	RV
Gardner-Webb	--	--	--	--	--	--	--	--	--	--	RV	RV	--	--

## 2017

### STATS LLC

	PS	S4	S11	S18	S25	O2	O9	O16	O23	O30	N6	N13	N20	FINAL
Charleston Southern	14	16	16	RV	RV	RV	RV	RV	RV	RV	RV	--	--	--
Liberty	RV	20	19	16	22	RV	RV	RV	--	--	--	--	--	--
Kennesaw State	RV	RV	RV	RV	RV	RV	RV	RV	RV	25	23	22	18	8
Monmouth	--	--	RV	RV	RV	RV	RV	RV	RV	RV	RV	RV	RV	RV

### Coaches Poll

	PS	S4	S11	S18	S25	O2	O9	O16	O23	O30	N6	N13	N20	FINAL
Charleston Southern	14	18	19	RV	RV	RV	--	--	--	--	--	--	--	--
Kennesaw State	RV	--	RV	RV	RV	RV	RV	RV	RV	25	23	21	16	9
Monmouth	--	--	--	--	RV	RV	RV	RV	RV	24	22	22	23	RV



**DEFEND YOUR TURF**

January 5

**NCAA.com/FCS**

NCAA is a trademark of the National Collegiate Athletic Association.





# BOUND FOR BIG THINGS

AMERICA'S NO. 1 SELLING  
GAME FOOTBALL.



**GST LEATHER** exclusive softer leather with added tack, to hold on to the ball more securely.




**PATENTED ACL LACES** pebbled high tack composite provides 174% more grip, allowing QB to make more accurate throws and score more points



**PATENTED SEWN-IN STRIPES** sewn instead of painted, these added grip points lead to more controlled throwing, easier catching and less fumbling



**EXCEPTIONAL CRAFTSMENSHIP** same hands that sew every NFL leather football also make every leather GST, resulting in unmatched quality control for consistent performance



facebook.com/wilsonfootball



@wilson\_football



@wilson\_football

LEARN MORE AT **WILSON.COM**

© 2017 Wilson Sporting Goods Co.