



March 17, 2015

2014-15 BIG SKY CONFERENCE BASKETBALL STANDINGS

	BIG SKY GAMES					ALL GAMES					Neut.	Strk.
	W	L	Pct.	H	A	W	L	Pct.	H	A		
Montana	14	4	.778	8-1	6-3	20	12	.625	13-4	7-8	0-0	L1
Eastern Washington	14	4	.778	7-2	7-2	26	8	.765	13-2	11-6	2-0	W5
Sacramento State	13	5	.722	9-0	4-5	20	11	.645	13-1	6-9	1-1	L1
Northern Arizona	13	5	.722	8-1	5-4	19	14	.576	11-2	6-11	2-1	L1
Northern Colorado	10	8	.556	7-2	3-6	15	15	.500	12-3	3-11	0-1	L1
Portland State	9	9	.500	5-4	4-5	15	14	.517	9-4	5-9	0-0	L1
Idaho	8	10	.444	7-2	1-8	13	17	.433	11-3	2-12	0-2	L3
Weber State	8	10	.444	4-5	4-5	13	17	.433	8-6	4-9	1-2	L2
Southern Utah	7	11	.388	4-5	3-6	10	19	.345	5-6	4-12	1-1	L1
North Dakota	4	14	.222	1-8	3-6	8	22	.267	3-9	4-12	1-1	L9
Montana State	4	14	.222	2-7	2-7	7	23	.233	5-9	2-14	0-0	L3
Idaho State	4	14	.222	4-5	0-9	7	23	.233	6-7	1-14	0-2	W1



BIG SKY CONFERENCE 2015
MEN'S BASKETBALL CHAMPIONSHIP

First Round - Thursday, March 12
At Dahlberg Arena, Missoula, Mont.
All times Mountain

- #2 E. Washington 91, #7 Idaho 83
- #3 Sacramento State 70, #6 Portland State 60
- #4 Northern Arizona 63, #5 Northern Colorado 57
- #1 Montana 76, #8 Weber State 73, OT

Semifinals - Friday, March 13

- #2 Eastern Washington 91, #3 Sacramento State 83
- #1 Montana 61, #4 Northern Arizona 59

Final - Saturday, March 14

- #2 Eastern Washington 69, #1 Montana 65



NCAA Tournament

Thursday, March 19

No. 13 E. Washington (26-8) vs. No. 4 Georgetown (21-10)
Location: Moda Center, Portland, Ore.
Time: 6:57 p.m. PDT. **TV:** truTV
Announcers: Kevin Harlan, Reggie Miller, Dan Bonner and Rachel Nichols

NIT

Tuesday, March 17

No. 7 Montana (20-12) at No. 2 Texas A&M (20-11)
Location: Reed Arena, College Station, Texas.
Time: 7 p.m. MDT. **TV:** ESPNU/ESPN3

CIT

Wednesday, March 18

Northern Arizona (19-14) at Grand Canyon (17-14)
Location: GCU Arena, Phoenix, Ariz.
Time: 6 p.m. PDT. **TV:** Cox7 Phoenix.
Internet: www.collegeinsider.com

Wednesday, March 18

Sacramento State (20-11) at Portland (17-15)
Location: Chiles Center, Portland, Ore.
Time: 7 p.m. PDT. **Internet:** www.collegeinsider.com

BIG SKY MEN'S BASKETBALL - NCAA TOURNAMENT

GENERAL INFORMATION



2491 Washington Blvd, Suite 201
Ogden, Utah 84401
801.392.1978
Fax: 801.392.5568

Commissioner: Doug Fullerton
Deputy Commissioner: Ron Loghry
Associate Commissioner/Compliance: Jaynee Nadolski
Assistant Commissioner/Media Relations: Jon Kasper
Assistant Commissioner/Marketing/Branding: Tanner Gooch
Media Relations Director: Jason Ashcraft
Media Relations Intern: Brad Well.
Administrative Assistant: Janet Carpenter
Business Manager: Natanee Spencer

Media Relations Contact Info.

801.392.1978
Jon Kasper, FB, MBB, GLFX-16
jkasper@bigskyconference.org

Jason Ashcraft, VB, WBB, SOFTX-19
jashcraft@bigskyconference.org

Brad Wall, T&F, TEN, SOC, CC.....x-12

BIG SKY WEEKLY RELEASE

The Big Sky Conference will produce a weekly men's basketball release every week the 2014-15 season. Media can receive the releases as a PDF document via email by contacting Jon Kasper at 801.392.1978 ext. 16 or by email at jkasper@bigskyconference.org.

INTERNET

The official website of the Big Sky Conference can be accessed by visiting www.bigskyconf.com. Weekly game notes, news releases, statistics and standings are updated on the website.

PLAYERS OF THE WEEK

Each week of the 2014-15 season the Big Sky selects a player of the week. Nominations are made by each institution's SIDs.

Don't Miss a Moment of Big Sky Action!

Download the FREE Watch Big Sky App Today

Live Stream Over 400 Events

- Football
- Volleyball
- Women's Basketball
- Men's Basketball

Scan this QR Code with your smart phone to download the app!

www.bigskyconf.com - www.watchbigsky.com


Follow the Big Sky on Social Media



BIGSKYCONF



@BIGSKYCONF



@BIGSKYMBB

BIGSKY COUNTRY

* Football Affiliate
+ All-Sports Excluding Football

bigskyconf.com

The **HEART** of the American West

BIG SKY MEN'S BASKETBALL - NCAA TOURNAMENT

BIG SKY TELEVISED GAMES

SWX – Washington/Idaho

11/14 Texas Southern at E. Washington, 8:05 a.m.
11/26 Northern Kentucky at E. Washington, 6:05 p.m.
1/3 Weber State at Idaho, 7:05 p.m.
1/31 Idaho at Eastern Washington, 2:05 p.m.
2/14 Portland State at Eastern Washington, 2:05 p.m.
2/28 Montana at Eastern Washington, 2:05 p.m.

Cowles Media (Montana)

Jan. 17 – Montana State at Montana, 7:05 p.m.
March 7 – Montana at Montana State, 7:05 p.m.

MidCo Sports Net

Nov. 21 - UND at South Dakota St., 7:05 p.m.
Dec. 18 - Montana State at S Dakota, 7:35
Jan. 10 – Portland State at North Dakota, 2:05 p.m.
Jan. 17 – Northern Colorado at North Dakota, 2:05 p.m.
Jan. 31 – Idaho State at North Dakota, 2:05 p.m.
Feb. 12 – Montana at North Dakota, 7:05 p.m.
Feb. 26 – Northern Arizona at North Dakota, 7:05 p.m.

Fox College Sports

Jan. 10 – Portland State at North Dakota, 2:05 p.m.
Jan. 17 – Northern Colorado at North Dakota, 2:05 p.m.
Jan. 31 – Idaho State at North Dakota, 2:05 p.m.
Feb. 12 – Montana at North Dakota, 7:05 p.m.
Feb. 26 – Northern Arizona at North Dakota, 7:05 p.m.

Fox Sports North

Dec. 19 – North Dakota at Dickenson State, 7:05 p.m.
Jan. 8 – Sacramento State at North Dakota, 7:05 p.m.
Jan. 29 – Weber State at North Dakota, 7:05 p.m.
Feb. 14 – Montana State at North Dakota, 2:05 p.m.
Feb. 28 – Southern Utah at North Dakota, 2:05 p.m.
March 3 – Omaha at North Dakota, 7:05 p.m.

NAU-TV/Fox Sports Arizona /Fox College Sports

Nov. 20 – Fresno State at Northern Arizona, 8:05 p.m.
Dec. 13 – Loyola Marymount at No. Arizona, 2:05 p.m.
Jan. 10 – Southern Utah at Northern Arizona, 2:05 p.m.
Jan. 15 – Weber State at Northern Arizona, 6:35 p.m.
Jan. 17 – Idaho State at Northern Arizona, 4:05 p.m.
Feb. 5 – No. Colorado at Northern Arizona, 6:35 p.m.
Feb. 7 – North Dakota at Northern Arizona, 2:05 p.m.
Feb. 19 – Idaho at Northern Arizona, 6:35 p.m.
Feb. 19 – E. Washington at Northern Arizona, 2:05 p.m.
March 5 – Portland State Northern Arizona, 6:35 p.m.
March 7 – Sac State at Northern Arizona, 2:05 p.m.

Pac-12 Network

11/14 Montana State at UCLA, 9:05 p.m.
11/15 Portland State at USC, 7:35 p.m.
12/21 Idaho State at Washington St., 6:05 p.m.

11/28 North Dakota at Utah, 8:05 p.m.
11/30 Portland State at Oregon, 5:05 p.m.
12/3 Idaho at Washington St., 7:05 p.m.
12/3 Montana at Cal, 7:05 p.m.
12/9 E. Washington at Cal, 7:05 p.m.
12/13 Northern Colorado at Colorado, 4:05 p.m.
12/14 Eastern Washington at Washington, 5:05 p.m.
truTV

12/19 Eastern Washington vs. Georgetown, 6:57 p.m.

Fox Sports 2

12/22 North Dakota at Marquette, 8:05 p.m.

KHQ/ROOT SPORTS

11/14 Sacramento State at Gonzaga, 6:05 p.m.

KJZZ

12/13 BYU at Weber State, 7:05 p.m.
12/20 Utah Valley at Weber State, 7:05 p.m.
2/28 Idaho State, 8:05 p.m.

ROOT SPORTS

11/14 Idaho State at New Mexico, 8:05 p.m.
11/15 Montana at Colorado State, 8:05 p.m.
12/7 No. Colorado at Colorado State, 12:05 p.m.
12/14 Montana State at Wyoming, 12:05 p.m.

Fox College Sports

11/14 Northern Arizona at Xavier, 7:05 p.m.

Fox Sports Kansas City

11/14 Southern Utah at Kansas State, 8:05 p.m.

Fox Sports SW Plus

12/22 Weber State at Oklahoma, 7:05 p.m.

Fox Sports Wisconsin

12/22 North Dakota at Marquette, 8:05 p.m.

KMYU (Utah)

12/20 Idaho State at Utah State
2/21 Weber State at Montana

Altitude

11/19 No. Colorado at New Mexico State

ESPN3

11/22 Eastern Washington at SMU, 6:05 p.m.
12/14 Montana at Milwaukee
12/22 Idaho at Northern Kentucky, 4:05 p.m.

ESPNEWS

11/24 E. Washington at Indiana, 7:35 p.m.

ESPNU

12/8 North Dakota at Minnesota, 8:05 p.m.
3/18 Montana at Texas A&M, 7:05 p.m.

SEC Network

11/23 Montana State at Kentucky, 6:05 p.m.
11/23 Northern Arizona at Ole Miss, 7:05 p.m.

NBC North Dakota

12/13 North Dakota at NDSU, 7:05 p.m.

Times are local to site/Subject to Change

Big Sky Men's Basketball SID Contact Information

Eastern Washington

Dave Cook (509) 359-6334
Press Row (509) 359-6331
email dcook@ewu.edu

Idaho

Becky Paull (208) 885-0245
Press Row (208) 885-0211
Email bpaul@uidaho.edu

Idaho State

Steve Schaack (208) 282-2621
Press Row (208) 282-5572
email schaste4@isu.edu

Montana

Dave Guffey (406) 243-5402
Press Row (406) 243-4281
email guffeydb@umso.umt.edu

Montana State

Bill Lamberty (406) 994-5133
Press Row (406) 994-3210
email blamberty@msubobcats.com

North Dakota

Ryan Powell (701) 777-2986
Press Row (701) 777-5061
Email ryan.powell@athletics.und.edu

Northern Arizona

Denise Thompson (928) 523-6792
Press Row (928) 523-1912
email denise.thompson@nau.edu

Northern Colorado

Kobee Stalder (970) 351-1065
Press Row (970) 351-2522
email kobee.stalder@unco.edu

Portland State

Mike Lund (503) 725-5602
Press Row (503) 725-5597
email lundm@pdx.edu

Sacramento State

Ryan Bjork (916) 278-6896
Press Row (916) 278-7531
email rbjork@csus.edu

Southern Utah

Nick Bartlett (435) 865-8338
Press Row (435) 586-7858
email nicholasbartlett@suu.edu

Weber State

Paul Grua (801) 626-7414
Press Row (801) 626-6588
email pgrua@weber.edu

BIG SKY MEN'S BASKETBALL - NCAA TOURNAMENT



BIG SKY CONFERENCE 2015 MEN'S BASKETBALL CHAMPIONSHIP **PRESENTED BY RED LION HOTELS & GEICO**

First Round - Thursday, March 12
At Missoula, Mont. (Dahlberg Arena)
All Times Mountain

No. 2 Eastern Washington 91, No. 7 Idaho 83
 No. 3 Sacramento State 70, No. 6 Portland State 60
 No. 4 Northern Arizona 63, No. 5 Northern Colorado 57
 No. 1 Montana 76, No. 8 Weber State 73, OT

Semifinals - Friday, March 13

No. 2 Eastern Washington 91, No. 3 Sacramento State 83
 No. 1 Montana 61, No. 4 Northern Arizona 59

Final - Saturday, March 14

No. 2 Eastern Washington 69, No. 1 Montana 65

MARCH 12

No. 7 IDAHO
 No. 2 EWU

No. 6 PSU
 No. 3 SAC

No. 5 UNC
 No. 4 NAU

No. 8 WSU
 No. 1 UM

MARCH 13

No. 2 EASTERN WASHINGTON

No. 3 SACRAMENTO STATE

No. 4 NORTHERN ARIZONA

No. 1 MONTANA

MARCH 14

No. 2 E. WASH.

No. 1 MONTANA

No. 2 EASTERN WASHINGTON



BIG SKY MEN'S BASKETBALL - NCAA TOURNAMENT

BIG SKY NATIONAL TOURNAMENT NOTES

Four Big Sky teams are playing in national tournaments for the second straight season. Eastern Washington is in the NCAA Tournament. Montana is in the NIT. Sacramento State and Northern Arizona are playing in the CIT.

Eastern Washington is playing in the NCAA Tournament for the second time in school history. The Eagles lost to Oklahoma State 76-56 as a No. 15 seed in 2004.

This will mark the second time a Big Sky team has played Georgetown in the NCAA Tournament. In 1995, Weber State upset Michigan State in the first round and nearly knocked off Allen Iverson and Hoyas with a berth in the Sweet 16 on the line. Don Reid rebounded a missed Iverson 3-pointer and put back the game-winning shot at the buzzer for a 53-51 win over the Wildcats.

This is EWU's third national postseason tournament as an NCAA Division I member. The 2002-03 Eagles advanced to the NIT.

EWU head coach Jim Hayford, who spent the summer of 1989 at Georgetown as a 21-year-old political science major, will be coaching in an NCAA Tournament for the seventh time. Hayford guided Whitworth to Division III tournaments in 2003, 2007, 2008, 2009, 2010 and 2011. His is 6-6 in tournament games.

The Big Sky is looking to snap an eight-game losing streak in the NCAA Tournament. Montana beat Nevada in 2006 in Salt Lake City as a No. 12 seed. Weber State owns the Big Sky's only other two Big Sky wins since 1995. The Wildcats upset Michigan State in 1995 and North Carolina in 1999. The Big Sky is 17-58 all-time in the NCAA Tournament.

Montana is the first Big Sky team since Weber State in 2010 to play in the NIT. The Grizzlies are 0-4 all-time in the NIT. Montana lost to UCLA in 1985, to TCU in 1986, Stanford in 1989 and to UTEP in 1995.

Big Sky teams have lost five straight NIT games. In 2002, Montana State beat Utah State 77-69 in the first round of the NIT before losing at Richmond in the second round.

Sacramento State takes on Portland on Wednesday in the CIT. The Hornets are playing in a national postseason member as a Division I team for the first time in school history. The Hornets made the NCAA Division II national tournament in 1988.

Northern Arizona is playing in a national postseason tournament for the first time since 2011 when the Lumberjacks played in the CIT.

This is the second time in three seasons the Big Sky is playing a team from the Big East in the second round. In 2013, No. 4 Syracuse beat No. 13 Montana 81-34.

Eastern Washington guard Tyler Harvey will play in the NCAA for the first time. His father Frank Harvey III has been an official in the NCAA Tournament, but will watch his son play this season.



BIG SKY SEED HISTORY IN THE NCAA TOURNAMENT

2015	E. Washington	13
2014	Weber State	16
2013	Montana	13
2012	Montana	13
2011	Northern Colorado	15
2010	Montana	14
2009	Portland State	13
2008	Portland State	16
2007	Weber State	15
2006	Montana	12
2005	Montana	16
2004	Eastern Washington	15
2003	Weber State	12
2002	Montana	15
2001	Cal State Northridge	13
2000	Northern Arizona	15
1999	Weber State	14
1998	Northern Arizona	15
1997	Montana	16
1996	Montana State	13
1995	Weber State	14
1994	Boise State	14
1993	Boise State	14
1992	Montana	14
1991	Montana	16
1990	Idaho	13
1989	Idaho	13
1988	Boise State	14
1987	Idaho State	16
1986	Montana State	16
1985	Nevada	14
1984	Nevada	11
1983	Weber State	9
1982	Idaho	3
1981	Idaho	7
1980	Weber State	7
1979	Weber State	7

BIG SKY MEN'S BASKETBALL - NCAA TOURNAMENT

EASTERN WASHINGTON QUICK FACTS

Location: Cheney, Wash.
Nickname: Eagles
President: Dr. Mary Cullinan
Media Relations: Dave Cook
Web Site: www.goeags.com

Enrollment: 13,453
Colors: Red & White
Athletics Director: Bill Chaves
Head Coach: Jim Hayford
2014-15 Record: 26-8

NCAA TOURNAMENT GAME PREVIEW

No. 4 Georgetown (21-10) vs. No. 13 Eastern Washington (26-8)

Moda Center, Portland, Ore.

Thursday, March 19, 6:57 p.m. Pacific, truTV

By The Numbers

Team Sats	EWU	G'Town
Season Record	26-8	21-10
Conference record	14-4	12-6
Scoring Average	80.8	70.7
Opp. Scoring Avg.	73.6	64.6
FG Percentage	48.0	45.5
3-point FG %	40.4	34.7
3-point FG PG	9.9	6.1
FT Percentage	.723	.70.2
Rebounding +/-	+0.2	+2.8

Records: Eastern Washington enters the NCAA Tournament with a 26-8 overall record. The Eagles went 14-4 in conference play, sharing the regular-season league title with Montana. EWU won three games in the Big Sky Championship and enters the tournament on a five-game winning streak... Georgetown brings a 21-10 record to the NCAA Tournament. The Hoyas finished 12-6 in the Big East. Georgetown has won six of its last eight. The Hoyas lost to Xavier in the Big East semifinals.

Coaches: Jim Hayford is 66-62 in his fourth season with the Eagles. Hayford has an overall college coaching record of 320-146 in his 15th season at the college level. Hayford took Whitworth to six NCAA Division III Tournaments and went 6-6...Georgetown is coached by John Thompson III. Thompson is 248-114 in his 11th season with the Hoyas. He is 315-156 in his 15th season as a head coach. Thompson has Georgetown in the NCAA tournament for the eighth time in his 11 seasons. He guided the Hoyas to

the Final Four in 2007.

Series History: First Meeting

What's Next: The winner will play on Saturday in the Third Round against the winner of the Utah/Stephen F. Austin Second-Round Game.

NCAA Tournament History: Eastern Washington is making its second appearance in the NCAA Tournament. The Eagles are 0-1...Georgetown is in the tournament for the 30th time and sports an overall record of 46-28. Georgetown won the 1984 National Championship, and was a runner-up in 1943, 1982 and 1985.

Common Opponents: Both teams beat Indiana. Eastern Washington scored an 88-86 upset over Indiana on Nov. 24 in Bloomington. Georgetown beat Indiana 91-87 in overtime at Madison Square Garden on Dec. 27.

Notes: EWU's Tyler Harvey is the nation's leading scorer. The junior enters with 122 3-pointers and leads the nation in 3-point field goals per game. Harvey needs two 3-pointers to tie the single-season Big Sky record...EWU junior forward Venky Jois needs one block to tie the school single-season record of 68...EWU's 26 wins are the most for the program in its Division I history...EWU has scored a school-record 2,746 points this season, and made a school-record 335 3-pointers...Harvey (1,537), Jois (1,259) and senior Parker Kelly (1,003) all have more than 1,000 career points...The game will be televised on truTV with Kevin Harlan, Reggie Miller, Dan Bonner and Rachel Nichols on the call...The game will air on radio on Westwood One Radio Network... Georgetown is ranked 23rd in the Associated Press Top 25...EWU was ranked 18th in the CollegeInsider.com Mid-Major Top 25 on March 9...Georgetown is 3-1 vs. current members of the Big Sky Conference. Georgetown beat Idaho in 1946, Sacramento State in 1995, and Weber State in the second round of the 1995 tournament. Montana State beat the Hoyas in 1956...No. 13 seeds have a 25-95 record vs. No. 4 seeds since the tournament was expanded to 64 teams in 1985...In 22 of 30 years, at least one No. 13 seed has notched an upset...The Eagles are 0-1 against current members of the Big East Conference. EWU lost to Seton Hall 92-70 last season.

BIG SKY MEN'S BASKETBALL - NCAA TOURNAMENT

NIT/CIT Previews

Montana at Texas A&M

NIT
Tuesday, March 18
7 p.m. MDT
College Station, Texas
Reed Arena
ESPNU, ESPN3

Records: Montana is 20-12. The Griz went 14-4 in Big Sky play, sharing the regular-season Big Sky title with Eastern Washington...Texas A&M is 10-11. The Aggies finished third in the SEC West.

Coaches: Montana's Travis DeCuire is 20-12 in his first season at his alma mater...Texas A&M's Billy Kennedy is 70-60 in his fourth season with the Aggies. He is 281-239 in his 17th season as a head coach.

Series History: This will be the first meeting between the programs.

Notes: Montana is playing in the NIT for the fifth time in program history, but the first since 1995...The Grizzlies are playing in a national postseason tournament for the fifth time in six seasons...The game will be on ESPNU with Mike Morgan and Joe Dean Jr...The Aggies are making their 20th appearance in a national postseason tournament...The Aggies went 13-3 at home this season...UM went 7-8 on the road...Senior Jordan Gregory leads the Grizzlies with an average of 16.9 points per game...Junior Martin Breunig averages 16.8 points and 7.4 rebounds per game...Danuel House averages a team-high 14.8 points per game for Texas A&M.

CIT

Northern Arizona at Grand Canyon

Wednesday, March 19
6 p.m. PDT
GCU Arena, Phoenix, Ariz.
TV: Cox 7 (Phoenix)
Live Stream: collegeinsider.com

Records: Northern Arizona is 19-14. The Lumberjacks went 13-5 in Big Sky play...NAU has won 11 of its last 14 games...Grand Canyon is 17-14. GCU went 8-6 in the WAC. GCU went 13-7 at home. One of its home losses was to Idaho State of the Big Sky.

Coaches: Northern Arizona's Jack Murphy is 45-52 in his third season with the Lumberjacks. Murphy will serve a one game suspension issued by the Big Sky Conference, and will not coach this game...GCU's Dan Majerlie is 32-29 in his second season.

Series History: This will be the second meeting

between the in-state rivals. Northern Arizona beat Grand Canyon 63-61 on Dec. 14, 2013 in Flagstaff.

Notes: Northern Arizona is playing in the CIT for the second time in school history. NAU lost at Santa Clara 68-63 in the first round of the 2011 CIT. NAU is seeking its first postseason win in a national tournament since moving to Division I in 1970...NAU's 33 games this season are the most in school history...Senior Gaellan Bewernick will play in his 125th career game. He holds the school record for games played...NAU guard Kris Yanku has attempted a school single-season record 203 free throws...DeWayne Russell averages a team-high 14.7 points per game for GCU. Russell played for Northern Arizona during the 2012-13 season...Senior Quinton Upshur averages a team-high 14.2 points per game for NAU...Yanku averages 14.

CIT

Sacramento State at Portland

Wednesday, March 19
7 p.m. PDT
Chiles Center, Portland, Ore.
Live Stream: collegeinsider.com

Records: Sacramento State is 20-11. The Hornets finished 13-5 in Big Sky play. Sacramento State has secured its first winning season as a Division I member...Portland is 17-15. The Pilots finished sixth in the WCC.

Coaches: Sacramento State's Brian Katz is 76-128 in his seventh season...Portland's Eric Reveno is 128-157 in his ninth season.

Series History: Portland leads the all-time series 9-1. The teams met earlier this season in Sacramento. The Pilots beat the Hornets 80-75 on Dec. 14, handing Sac State its only home loss of the year. Sacramento State's Mikh McKinney had 32 points, eight assists and seven rebounds in the loss.

Notes: This is the first national postseason game for Sacramento State as a Division I member. The Hornets last played in a national postseason tournament in 1987-88, the NCAA Division II tournament...McKinney now has 1,434 career points and is 14 points shy of moving past former All-American Lynn Livie (1,447) into fourth on Sacramento State's all-time scoring list. And every player among the Hornets' top three scorers played four years with the program. McKinney has played just three seasons with the Hornets...Portland went 9-6 at home this season...Portland has lost five of its last six...Sac State is 6-9 in road games...Sacramento State shoots .486 percent from the floor, tops in the Big Sky.

BIG SKY MEN'S BASKETBALL - NCAA TOURNAMENT

CHAMPIONSHIP GAME SCORES

2015 - E. WASHINGTON 69, MONTANA 65
 2014 - WEBER STATE 88, NORTH DAKOTA 67
 2013 - MONTANA 67, WEBER STATE 64
 2012 - MONTANA 85, WEBER STATE 66
 2011 - NORTHERN COLORADO 65, MONTANA 60
 2010 - MONTANA 66, WEBER STATE 65
 2009 - PORTLAND STATE 79, MONTANA STATE 77
 2008 - PORTLAND STATE 67, NO. ARIZONA 51
 2007 - WEBER STATE 88, NORTHERN ARIZONA 80
 2006 - MONTANA 73, NORTHERN ARIZONA 60
 2005 - MONTANA 63, WEBER STATE 61
 2004 - E. WASHINGTON 71, NO. ARIZONA 59
 2003 - WEBER STATE 60, E. WASHINGTON 57
 2002 - MONTANA 70, EASTERN WASHINGTON 66
 2001 - CS NORTHRIDGE 73, E. WASHINGTON 58
 2000 - N. ARIZONA 85, CS NORTHRIDGE 81 (OT)
 1999 - WEBER STATE 82, NORTHERN ARIZONA 75
 1998 - NO. ARIZONA 77, MONTANA STATE 50
 1997 - MONTANA 82, CAL STATE NORTHRIDGE 79
 1996 - MONTANA STATE 81, WEBER STATE 70
 1995 - WEBER STATE 84, MONTANA 62
 1994 - BOISE STATE 85, IDAHO STATE 81
 1993 - BOISE STATE 80, IDAHO 68
 1992 - MONTANA 73, NEVADA 68
 1991 - MONTANA 76, IDAHO 68
 1990 - IDAHO 65, EASTERN WASHINGTON 62
 1989 - IDAHO 59, BOISE STATE 52
 1988 - BOISE STATE 63, MONTANA STATE 61
 1987 - IDAHO STATE 92, NEVADA 81
 1986 - MONTANA STATE 82, MONTANA 77
 1985 - NEVADA 79, IDAHO STATE 63
 1984 - NEVADA 71, MONTANA 69
 1983 - WEBER STATE 87, NEVADA 78
 1982 - IDAHO 85, NEVADA 80
 1981 - IDAHO 70, MONTANA 64
 1980 - WEBER STATE 50, MONTANA 42
 1979 - WEBER STATE 92, NORTHERN ARIZONA 70
 1978 - WEBER STATE 62, MONTANA 55
 1977 - IDAHO STATE 61, WEBER STATE 55
 1976 - BOISE STATE 77, WEBER STATE 70, 2 OT

RECORDS

MOST CHAMPIONSHIP APPEARANCES

MONTANA17
 WEBER STATE16

MOST CHAMPIONSHIP WINS

MONTANA9
 WEBER STATE9

MOST CHAMPIONSHIP LOSSES

MONTANA8
 WEBER STATE7

CONSECUTIVE CHAMPIONSHIP WINS

WEBER STATE 3 (1978-80)

CONSECUTIVE CHAMPIONSHIP APPEARANCES

WEBER STATE 5 (1976-80)
 MONTANA 4 (2010-active)
 EASTERN WASHINGTON 4 (2001-04)
 NEVADA 4 (1982-85)

PAST BIG SKY CHAMPIONS

Year	Regular Season Champion or No. 1 Seed	Tourney Champ
2014-15	Montana	Eastern Washington
2013-14	Weber State	Weber State
2012-13	Montana	Montana
2011-12	Montana	Montana
2010-11	Northern Colorado	Northern Colorado
2009-10	Weber State	Montana
2008-09	Weber State	Portland State
2007-08	Portland State	Portland State
2006-07	Weber State	Weber State
2005-06	Northern Arizona	Montana
2004-05	Portland State	Montana
2003-04	Eastern Washington	Eastern Washington
2002-03	Weber State	Weber State
2001-02	Montana State	Montana
2000-01	Cal State Northridge	Cal State Northridge
1999-00	Montana	Northern Arizona
1998-99	Weber State	Weber State
1997-98	Northern Arizona	Northern Arizona
1996-97	Northern Arizona	Montana
1995-96	Montana State	Montana State
1994-95	Weber State	Weber State
1993-94	Weber State	Boise State
1992-93	Idaho	Boise State
1991-92	Montana	Montana
1990-91	Montana	Montana
1989-90	Idaho	Idaho
1988-89	Boise State	Idaho
1987-88	Boise State	Boise State
1986-87	Montana State	Idaho State
1985-86	Northern Arizona	Montana State
1984-85	Nevada	Nevada
1983-84	Weber State	Nevada
1982-83	Weber State	Weber State
1981-82	Idaho	Idaho
1980-81	Idaho	Idaho
1979-80	Weber State	Weber State
1978-79	Weber State	Weber State
1977-78	Montana	Weber State
1976-77	Idaho State	Idaho State
1975-76	Weber State	Boise State
1974-75	Montana	
1973-74	Idaho State	
1972-73	Weber State	
1971-72	Weber State	
1970-71	Weber State	
1969-70	Weber State	
1968-69	Weber State	
1967-68	Weber State	
1966-67	Gonzaga/Montana State	
1965-66	Weber State/Gonzaga	
1964-65	Weber State	
1963-64	Montana State	

RECENT CHAMPIONSHIP GAME ATTENDANCE FIGURES

2015 - 7,026 - Montana	2002 - 3,122, at Montana State
2014 - 6,294 - Weber State	2001 - 1,783, at Cal State Northridge
2013 - 7,172 - Montana	2000 - 3,316, at Montana
2012 - 7,042 - Montana	1999 - 9,683, at Weber State
2011 - 3,182 - N. Colorado	1998 - 5,022, at Northern Arizona
2010 - 6,308 at Weber State	1997 - 2,390, at Northern Arizona
2009 - 1,546 at Weber State	1996 - 7,187, at Montana State
2008 - 4,113 at Portland St. (Rose Garden)	1995 - 7,189, at Weber State
2007 - 9,178 at Weber State	1994 - 9,166, at Boise State
2006 - 3,136 at No. Arizona	1993 - 4,800, at Idaho
2005 - 1,825 at Portland St. (Memorial Coliseum)	1992 - 7,816, at Montana
2004 - 4,516, at Eastern Washington	1991 - 7,156, at Montana
2003 - 10,121, at Weber State	1990 - 6,541 at Boise State
	1989 - 11,576, at Boise State
	1988 - 9,027, at Montana State

BIG SKY MEN'S BASKETBALL - NCAA TOURNAMENT

ALL-TIME BIG SKY RESULTS IN THE NCAA TOURNAMENT

SEASON	FIRST/SECOND ROUND	REGIONALS
1951*	Oklahoma State 50, Montana State 46	-
1953*	Seattle 88, Idaho State 77	-
1954*	Idaho State 77, Seattle 75	Southern California 73, Idaho State 59
	Idaho State 62, Colorado State 57	
1955*	Seattle 80, Idaho State 63	-
1956*	Seattle 68, Idaho State 66	-
1957*	Idaho State 68, Hardin-Simmons 57	San Francisco 66, Idaho State 51
1958*	Idaho State 72, Arizona State 68	California 54, Idaho State 43
		San Francisco 57, Idaho State 51
1959*	Idaho State 62, New Mexico State 61	St. Mary's (Calif.) 80, Idaho State 71
		Idaho State 71, Utah 65
1960*	California 71, Idaho State 44	-
1968	New Mexico State 68, Weber State 57	-
1969	Weber State 75, Seattle 73	Santa Clara 63, Weber State 59
		Weber State 58, New Mexico State 56
1970	Long Beach State 92, Weber State 73	-
1971	Long Beach State 77, Weber State 66	-
1972	Weber State 91, Hawaii 64	UCLA 90, Weber State 58
		San Francisco 74, Weber State 64
1973	Long Beach State 88, Weber State 75	-
1974	New Mexico 73, Idaho State 65	-
1975	Montana 69, Utah State 63	UCLA 67, Montana 64
		Nevada-Las Vegas 75, Montana 67
1976	Nevada-Las Vegas 103, Boise State 78	-
1977	Idaho State 83, Long Beach State 72	Idaho State 76, UCLA 75
		UNLV 107, Idaho State 90
1978	Arkansas 73, Weber State 52	-
1979	No. 7 Weber State 81, No. 10 New Mexico State 78 OT	-
	No. 2 Arkansas 74, Weber State 63	-
1980	No. 10 Lamar 87, No. 7 Weber State 86	-
1981	No. 10 Pittsburgh 70, No. 7 Idaho 69 OT	-
1982	No. 3 Idaho 69, No. 6 Iowa 67 OT (Second round)	No. 2 Oregon State 60, No. 3 Idaho 42
1983	No. 8 Washington State 62, No. 9 Weber State 52	-
1984	No. 6 Washington 64, No. 11 Nevada 54	-
1985	No. 3 North Carolina State 65, No. 14 Nevada 56	-
1986	No. 1 St. Johns 83, No. 16 Montana State 74	-
1987	No. 1 Nevada-Las Vegas 95, No. 16 Idaho State 70	-
1988	No. 4 Michigan 63, No. 13 Boise State 58	-
1989	No. 4 Nevada-Las Vegas 68, No. 13 Idaho 56	-
1990	No. 4 Louisville 78, No. 13 Idaho 59	-
1991	No. 1 Nevada-Las Vegas 99, No. 16 Montana 65	-
1992	No. 1 Florida State 78, No. 14 Montana 68	-
1993	No. 3 Vanderbilt 92, No. 14 Boise State 72	-
1994	No. 3 Louisville 67, No. 14 Boise State 58	-
1995	No. 14 Weber State 79, No. 3 Michigan State 72	-
	No. 6 Georgetown 53, No. 14 Weber State 51	-
1996	No. 4 Syracuse 88, No. 13 Montana State 55	-
1997	No. 1 Kentucky 92, No. 16 Montana 54	-
1998	No. 2 Cincinnati 65, No. 15 Northern Arizona 62	-
1999	No. 14 Weber State 76, No. 3 North Carolina 74	-
	No. 6 Florida 82, No. 14 Weber State 74 OT	-
2000	No. 2 St. John's 61, No. 15 Northern Arizona, 56	-
2001	No. 4 Kansas 99, No. 13 Cal State Northridge 75	-
2002	No. 2 Oregon 81, No. 15 Montana 62	-
2003	No. 5 Wisconsin 81, No. 12 Weber State 74	-
2004	No. 2 Oklahoma State 75, No. 15 Eastern Washington 56	-
2005	No. 1 Washington 88, No. 16 Montana 77	-
2006	No. 12 Montana 87, No. 5 Nevada 79	-
	No. 3 Boston College 69, No. 12 Montana 56	-
2007	No. 2 UCLA 70, No. 15 Weber State 42	-
2008	No. 1 Kansas 85, No. 16 Portland State 61	-
2009	No. 4 Xavier 77, No. 13 Portland State 59	-
2010	No. 3 New Mexico 62, No. 14 Montana 57	-
2011	No. 2 San Diego State 68, No. 15 Northern Colorado 50	-
2012	No. 4 Wisconsin 73, No. 13 Montana 49	-
2013	No. 4 Syracuse 81, No. 13 Montana 34	-
2014	No. 1 Arizona 68, No. 16 Weber State 59	-

*Denotes conference teams in the NCAA prior to league formation in 1963.

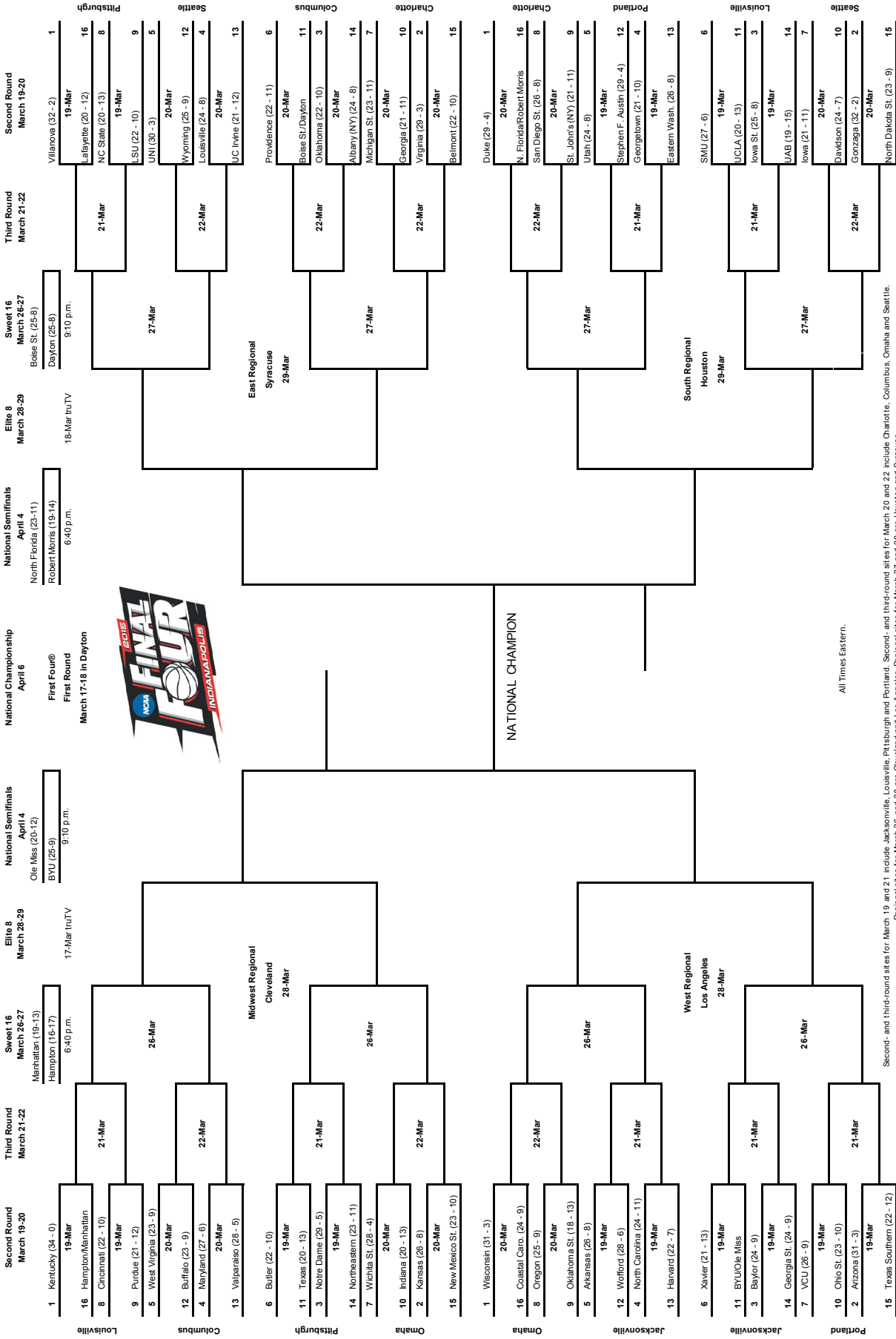
BIG SKY IN THE NCAA TOURNAMENT

Team	Seasons	Years	Won	Lost	Pct.
Idaho State	'53-'60, '74, '77, '87	11	8	13	.381
Weber State	'68-'73, '78-'80, '83, '95, '99, '03, '07, '14	15	6	16	.273
Idaho	'81, '82, '89, '90	4	1	3	.250
Montana	'75, '91, '92, '97, '02, '05-06, '10, '12-'13	10	2	10	.166
Northern Arizona	'98, '00	2	0	2	.000
Northern Colorado	'11	1	0	1	.000
Montana State	'51, '86, '96	3	0	3	.000
Boise State*	'76, '88, '93, '94	4	0	4	.000
Nevada*	'84, '85	2	0	2	.000
Portland State	'08, '09	2	0	2	.000
Cal State Northridge*	'01	1	0	1	.000
Eastern Washington	'04	1	0	1	.000

*No Longer League Member

BIG SKY MEN'S BASKETBALL - NCAA TOURNAMENT

2015 NCAA Division I Men's Basketball Championship




Second- and third-round sites for March 19 and 21 include Jacksonville, Louisville, Pittsburgh and Portland. Second- and third-round sites for March 20 and 22 include Charlotte, Columbus, Omaha and Syracuse. Regional sites for March 26 and 28 are Cleveland and Los Angeles. Regional sites for March 27 and 29 are Houston and Syracuse.

© 2015 National Collegiate Athletic Association. No commercial use without the NCAA's written permission. The NCAA opposes all forms of sports wagering.

BIG SKY MEN'S BASKETBALL - NCAA TOURNAMENT

2015 NATIONAL INVITATION TOURNAMENT



CIT Pairings



FIRST ROUND All Times EST

Monday March 16

New Hampshire (19-12) @ NJIT (18-11), 7:00

Tuesday March 17

Eastern Illinois (17-14) @ Oakland (16-16), 7:00
 James Madison (19-13) @ USC Upstate (23-11), 7:00
 Bowling Green (20-11) @ Saint Francis (16-15), 7:00
 Norfolk State (20-13) @ Eastern Kentucky (19-11), 7:00
 UL-Lafayette (20-13) @ Incarnate Word (18-10), 8:00

Wednesday March 18

UMES (18-14) @ High Point (22-9), 7:00
 Dartmouth (14-14) @ Canisius (16-14), 7:00
 Texas A&M Corpus Christi (19-13) @ Florida Gulf Coast (22-10), 7:00
 Cleveland State (18-14) @ Western Michigan (20-13), 7:00
 Kent State (21-11) @ Middle Tennessee (19-16), 7:00
 UNC Wilmington (18-13) @ Sam Houston State (25-7), 7:30
 IPFW (16-14) @ Evansville (19-12), 8:05
 Northern Arizona (19-14) @ Grand Canyon (17-14), 9:05
 Sacramento State (20-11) @ Portland (17-15), 10:00

Thursday March 19

UT Martin (18-12) @ Northwestern State (19-12) 7:30 WATCH

BIG SKY MEN'S BASKETBALL - NCAA TOURNAMENT



MCKINNEY CLAIMS HORNETS' FIRST MVP AWARD

OGDEN, Utah (March 10, 2015) -For the first time since Sacramento State joined the Big Sky Conference in 1996-97, a Hornet has been selected as the men's basketball Most Valuable Player.

Sacramento State senior guard Mikh McKinney took the honor Monday, and was one of three unanimous selections to the All-Conference First Team. The conference coaches selected the individual award winners and All-Conference team. They were not allowed to vote for their own players.

McKinney, a 6-foot-1 senior from Union City, Calif., finished the regular season second in the Big Sky with an average of 19 points per game. He also led the league in steals (2.6 pg), was second in assists (5.0 pg), and shot .515 percent from the field, .423 percent from 3-point range, and .780 percent from the free-throw line.

McKinney, selected First Team All-Conference as a junior, ranked in the top 15 in seven major statistical categories. McKinney also helped Sacramento State to its first winning season since joining the Big Sky. The Hornets tied for third at 13-5 in conference and take a 19-9 overall record into this week's 2015 Big Sky Conference Championship. He is the first Hornet men's basketball player to win a conference MVP award since 1977.

Montana junior Martin Breunig was named the Newcomer of the Year and was also a unanimous All-Big Sky selection. Eastern Washington's Bogdan Bliznyuk was selected as the Freshman of the Year. Montana State junior Marcus Colbert garnered Top Reserve honors, while Northern Arizona's Jordyn Martin was tabbed as the Defensive Player of the Year.

Breunig, a 6-foot-8 forward from Leverkusen, Germany, helped Montana to the Co-Big Sky Conference regular-season title, and the No. 1 seed in the tournament. The transfer from Washington was a force down low for Travis DeCuire's club. Breunig finished the regular season sixth in the league in scoring with an average of 16.6 points per game. He pulled down 6.9 rebounds per game and shot .602 percent from the field.

Eastern Washington junior guard Tyler Harvey was the third unanimous selection to the First Team. Harvey, who garnered First Team accolades for the second consecutive season, leads the nation in scoring with an average of 22.9 points per game. Harvey also leads the nation with an average of 4.0 3-point field goals per game. Harvey has made 112 3-pointers so far, which ranks second in league single-season history. Harvey also ranks second in the league in free-throw percentage (.841)

McKinney, Breunig and Harvey were joined on the First Team by Northern Arizona sophomore guard Kris Yanku, Grizzly senior guard Jordan Gregory, and Eastern Washington junior forward Venky Jois.

Individual Award Winners

MVP

Mikh McKinney, Sr., G, Sacramento State

Newcomer of the Year

Martin Breunig, Jr., F, Montana

Freshman of the Year

Bogdan Bliznyuk, F, Eastern Washington

Defensive Player of the Year

Jordyn Martin, Jr., F, Northern Arizona

Top Reserve

Marcus Colbert, Jr., G, Montana State

- MORE -

BIG SKY MEN'S BASKETBALL - NCAA TOURNAMENT

2014-15 Big Sky Men's Basketball All-Conference Team

Jois, from Boronia, Australia, teamed with Harvey to help Eastern Washington share the conference regular-season title with Montana. Jois ranks fourth in the league in scoring at 17.1 points per game and is third in rebounds (7.6 pg). Jois is also third in field-goal percentage (.604), and first in blocked shots (2.4 pg)

Gregory ranks fifth in scoring at 16.8 points per game. He also averaged 3.3 assists per game.

Yanku, the lone freshman or sophomore on the First Team, averaged 13.6 points, five assists, and 4.6 rebounds per game.

Bliznyuk was a unanimous selection as the Freshman of the Year. The 6-foot-6 native of Lusk, Ukraine, shined during conference play. In the 18 league games, he averaged 12 points, 5.6 rebounds, and shot .580 percent from the floor.

Colbert, a junior from Post Falls, Idaho, began the season as a starter, but played great for the Bobcats coming off the bench most of the conference season. In conference play, he averaged 13.5 points and 4.4 assists per game.

Martin, a 6-7 forward from Las Vegas, was a key cog defensively for the Lumberjacks, who tied for third in the league at 13-5. He averaged 7.2 points and 7.1 rebounds per game. He helped Northern Arizona allow just 67.4 points per game. Opponents shot a league-low .331 percent from 3-point range against Northern Arizona.

Idaho's Connor Hill and Mike Scott were selected to the Second Team, along with Northern Arizona's Quinton Upshur, Weber State's Joel Bolomboy and Sacramento State's Dylan Garrity.

2014-15 Big Sky Men's Basketball All-Conference Team

FIRST TEAM

Player	Hgt.	Year	Pos.	School	Hometown
*#Tyler Harvey	6-4	Jr.	G	Eastern Washington	Torrance, Calif.
Venky Jois	6-8	Jr.	F	Eastern Washington	Boronia, Australia
*Martin Breunig	6-8	Jr.	F	Montana	Leverkusen, Germany
Jordan Gregory	6-2	Sr.	G	Montana	Pueblo, Colo.
Kris Yanku	6-4	So.	G	Northern Arizona	Chatsworth, Calif.
*#Mikh McKinney	6-1	Sr.	G	Sacramento State	Union City, Calif.

*Unanimous Selection

#Two-time First Team Selection

SECOND TEAM

Player	Hgt.	Year	Pos.	School	Hometown
Connor Hill	6-3	Sr.	G	Idaho	Post Falls, Idaho
Mike Scott	6-0	Sr.	G	Idaho	Los Angeles, Calif.
Quinton Upshur	6-5	Sr.	G	Northern Arizona	Norfolk, Va.
Dylan Garrity	6-2	Sr.	G	Sacramento State	Huntington Beach, Calif.
Joel Bolomboy	6-9	Jr.	F	Weber State	Fort Worth, Texas

HONORABLE MENTION

Player	Hgt	Year	Pos.	School	Hometown
Drew Brandon	6-4	Sr.	G	Eastern Washington	Corona, Calif.
Chris Hansen	6-4	Sr.	G/F	Idaho State	Fort Collins, Colo.
Jeffrey Solarin	6-4	Sr.	F	Idaho State	Denver, Colo.
Mario Dunn	6-0	So.	G	Montana	Oakland, Calif.
Aaseem Dixon	6-0	Sr.	G	Northern Arizona	Las Vegas, Nev.
Tevin Svihovec	6-2	Sr.	G	Northern Colorado	Kingwood, Texas
DaShaun Wiggins	6-2	Sr.	G	Portland State	Bronx, N.Y.
Jeremy Senglin	6-2	So.	G	Weber State	Arlington, Texas

BIG SKY MEN'S BASKETBALL - NCAA TOURNAMENT

ASSOCIATED PRESS (MARCH 16)

RK	SCHOOL	REC.	POINTS
1.	KENTUCKY (65)	34-0	1,625
2.	VILLANOVA	32-2	1,522
3.	WISCONSIN	31-3	1,460
4.	DUKE	29-4	1,406
5.	ARIZONA	31-3	1,405
6.	VIRGINIA	29-3	1,333
7.	GONZAGA	32-2	1,229
8.	NOTRE DAME	29-5	1,178
9.	IOWA STATE	25-8	1,043
10.	KANSAS	26-8	995
11.	NORTHERN IOWA	30-3	979
12.	MARYLAND	27-6	935
13.	OKLAHOMA	22-10	740
14.	WICHITA ST	28-4	737
15.	NORTH CAROLINA	24-11	703
16.	BAYLOR	24-9	680
17.	LOUISVILLE	24-8	614
18.	SMU	27-6	485
19.	UTAH	24-8	455
20.	WEST VIRGINIA	23-9	398
21.	ARKANSAS	26-8	373
22.	GEORGETOWN	21-10	177
23.	MICHIGAN ST	23-11	159
24.	BUTLER	22-10	142
25.	VCU	26-9	109

USA TODAY COACHES' POLL (MARCH 16)

RK	SCHOOL	REC.	POINTS
1.	KENTUCKY (32)	34-0	800
2.	VILLANOVA	32-2	747
3.	WISCONSIN	31-3	730
4.	ARIZONA	31-3	689
5.	DUKE	29-4	675
6.	VIRGINIA	29-3	646
7.	GONZAGA	32-2	597
8.	NOTRE DAME	29-5	587
9.	NORTHERN IOWA	30-3	509
10.	IOWA STATE	25-8	504
11.	KANSAS	26-8	482
12.	MARYLAND	27-6	470
13.	WICHITA ST	28-4	379
14.	NORTH CAROLINA	24-11	347
15.	OKLAHOMA	22-10	336
16.	LOUISVILLE	24-8	292
17.	BAYLOR	24-9	291
18.	UTAH	24-8	232
19.	SMU	27-6	216
20.	ARKANSAS	26-8	213
21.	WEST VIRGINIA	23-9	191
22.	MICHIGAN ST	23-11	93
23.	BUTLER	22-10	79
24.	GEORGETOWN	21-10	69
25.	OREGON	25-9	66

MID-MAJOR TOP 25 (MARCH 9)

RK	SCHOOL	REC.	POINTS
1.	GONZAGA (31)	30-2	775
2.	NORTHERN IOWA	30-3	744
3.	WICHITA STATE	28-4	714
4.	STEPHEN F. AUSTIN	27-4	684
5.	MURRAY STATE	27-5	681
6.	BYU	24-8	616
7.	VALPARAISO	27-5	556
8.	WOFFORD	27-6	528
9.	UC DAVIS	24-5	519
10.	GREEN BAY	24-7	471
11.	HARVARD	21-7	433
12.	YALE	22-9	432
13.	IONA	26-7	404
14.	BUFFALO	21-9	333
15.	SAINT MARY'S	21-9	328
16.	SAM HOUSTON STATE	24-7	291
17.	ALBANY	23-8	229
18.	EASTERN WASHINGTON	23-8	201
19.	NORTH FLORIDA	23-11	141
20.	CENTRAL MICHIGAN	22-7	140
21.	SACRAMENTO STATE	19-10	126
22.	NORTH CAROLINA CENTRAL	24-6	86
23.	BELMONT	22-10	77
24.	KENT STATE	21-10	75
25.	GEORGIA STATE	22-9	71

OTHERS RECEIVING VOTES (WITH MORE THAN FIVE): MONTANA

68, NEW MEXICO STATE 55, HIGH POINT 54, SOUTH DAKOTA STATE 39, COASTAL CAROLINA 29, ILLINOIS STATE 28, EASTERN KENTUCKY 27, BOLWING GREEN 25, STONY BROOK 24, CHARLESTON SOUTHERN 23, NORTHEASTERN 22, GEORGIA SOUTHERN 20, FLORIDA GULF COAST 15, ST FRANCIS BROOKLYN 15, TEXAS A&M CORPUS CHRISTI 8, TOLEDO 8, LAFAYETTE 7.

BIG SKY VS. OTHER CONFERENCES

AMERICAN ATHLETIC	0-1
ATLANTIC 10	0-1
ATLANTIC SUN	2-2
BIG EAST	0-2
BIG TEN	1-1
BIG WEST	4-4
BIG 12	0-2
CONFERENCE USA	1-2
HORIZON	0-1
MID-AMERICAN	0-3
MID-EASTERN	2-3
MISSOURI VALLEY	1-3
MOUNTAIN WEST	2-12
OHIO VALLEY	2-1
PAC 12	2-8
SEC	0-3
SOUTHLAND	0-2
SOUTHWESTERN	3-1
SUMMIT	3-11
SUN BELT	1-1
WEST COAST CONFERENCE	3-8
WAC	9-8
NON DIVISION I	22-0
TOTALS	58-80

BIG SKY COACHING RECORDS (While Coaching in the Big Sky Conference)

Name, School	Conference Games*			Overall Games			
	Years	W	L	Pct.	W	L	Pct.
Randy Rahe, Weber State	9	114	40	.740	182	104	.636
Travis DeCuire, Montana	1	14	4	.778	20	12	.625
!Jim Hayford, Eastern Washington	4	40	34	.541	66	62	.516
B.J. Hill, Northern Colorado	5	49	41	.544	76	77	.497
Jack Murphy, Northern Arizona	3	33	25	.569	45	52	.464
Tyler Geving, Portland State	6	47	59	.443	84	99	.459
*Don Verlin, Idaho	1	8	10	.444	13	17	.433
%Brian Jones, North Dakota	3	28	30	.483	42	56	.429
^Brian Katz, Sacramento State	7	44	78	.361	76	128	.373
#Bill Evans, Idaho State	3	17	41	.293	24	65	.270
Nick Robinson, Southern Utah	3	16	42	.276	23	66	.258
Brian Fish, Montana State	1	4	14	.222	7	23	.233

*Katz went 435-187 record in 19 years in the JC ranks. #Evans went 209-223 in 15 seasons at Southern Utah !Hayford went 254-84 in 12 seasons as a head coach in NAIA and Division III. %Jones went 86-97 in his first six season at North Dakota. *Verlin went 97-96 his first six seasons at Idaho.

BIG SKY MEN'S BASKETBALL - NCAA TOURNAMENT

RPI REPORT

Through games of Sunday, March 16, 2015

Top 10 Teams

1. Kentucky
2. Villanova
3. Kansas
4. Wisconsin
5. Arizona
6. Duke
7. Virginia
8. Gonzaga
9. Iowa State
10. Baylor

Conferences

1. Big 12
2. Big East
3. ACC
4. Big Ten
5. SEC
6. Pac-12
7. Atlantic 10
8. American
9. West Coast
10. Mid-American
11. Mountain West
12. Missouri Valley
13. Independents
14. Big West
15. Ivy
16. Horizon
17. Conference USA
18. Patriot
19. Colonial
20. Sun Belt
21. Summit
22. Metro Atlantic
23. Southern
24. Ohio Valley

25. Big South
26. Northeast
27. Big Sky
28. Southland
29. America East
30. Atlantic Sun
31. WAC
32. MEAC
33. SWAC

Big Sky Teams

74. Eastern Washington
142. Sacramento State
145. Montana
166. Northern Arizona
225. Portland State
246. Northern Colorado
261. Weber State
266. Idaho
307. Southern Utah
310. North Dakota
324. Montana State
343. Idaho State

Strength of Schedule

<u>Rank</u>	<u>Team</u>	<u>Opp. RPI</u>
199.	Montana	247
206.	Eastern Washington	267
222.	Idaho	244
228.	Montana State	213
231.	North Dakota	228
245.	Weber State	225
248.	Northern Arizona	263
271.	Sacramento State	306
278.	Northern Colorado	298
299.	Portland State	286
313.	Southern Utah	296
322.	Idaho State	299

BIG SKY HOME ATTENDANCE

	<u>Games</u>	<u>Total</u>	<u>Average</u>	<u>High</u>
Eastern Washington	15	28,867	1,924	4,621 - Montana
Idaho	14	16,199	1,157	1,858- Sacramento State
Idaho State	13	20,059	1,543	1,964 - Idaho
Montana	17	64,532	3,796	7,026 - E. Washington
Montana State	14	23,310	1,665	3,031 - Montana
North Dakota	12	20,394	1,700	2,321 - Northern Colorado
Northern Arizona	13	18,399	1,415	2,602 - Weber State
Northern Colorado	15	20,160	1,344	2,178 - Weber State
Portland State	13	9,513	732	1,500 - Sacramento State
Sacramento State	14	11,407	815	1,407- Montana
Southern Utah	12	18,233	1,519	1,906 - Idaho State
Weber State	14	95,601	6,829	10,122 - BYU
Totals	166	346,674	2,088	

BIG SKY MEN'S BASKETBALL - NCAA TOURNAMENT

PLAYERS OF THE WEEK

November 18

Tiegbe Bamba, F, Portland State
Tyler Harvey, G, E. Washington

November 25

Drew Brandon, G, E. Washington

December 2

Michael Dison, G, Montana State

December 9

Venky Jois, F, Eastern Washington
Mike Scott, G, Idaho

December 15

Mikh McKinney, G, Sac State

December 23

Tim Huskisson, F, No. Colorado

December 29

Dylan Garrity, G, Sac State

January 5

Tyler Harvey, G, E. Washington

January 12

Tevin Svihovec, G, N. Colorado

January 19

Mikh McKinney, G, Sac State

January 26

Tyler Harvey, G, E. Washington
Mikh McKinney, G, Sac State

February 2

Mikh McKinney, G, Sac State
Drew Brandon, G, E. Washington

February 9

Drew Brandon, G, E. Washington

February 16

Jordan Gregory, G, Montana
Eric Norman, F, Montana State

February 23

Martin Breunig, F, Montana
Kris Yanku, G, Northern Arizona

March 2

Chris Golden, G, Weber State
Connor Hill, G, Idaho

March 9

Venky Jois, F, E. Washington

HAYFORD, KATZ SHARE COACH OF THE YEAR

OGDEN, Utah (March 10, 2015) -

Two coaches who led their respective programs to the best regular-seasons in the Division I histories of those institutions have been selected as the Co-Big Sky Conference men's basketball Coach of the Year.

Eastern Washington's Jim Hayford and Sacramento State's Brian Katz were tabbed as co-Coach of the Year by their conference peers.

This marks just the fourth time since the conference began awarding a Coach of the Year for men's basketball in 1963-64 that the honor has been shared. The last time it happened was following the 1993-94 regular season.

Hayford guided Eastern Washington to a share of the regular-season title, the program's first since the 2003-04 season. The Eagles won a school-record 14 conference games, and won 23 games, the most for the program since becoming a Division I program in 1983-84.

Katz led Sacramento State to a 19-10 regular season and a 13-5 finish in conference play. Sacramento State will finish with a winning record for the first time since becoming a Division I member in 1991-92. The

Hornets' 13 Big Sky wins were the most for the program, which joined the league in 1996-97.

Katz, who is in his seventh season, is the first Sacramento State coach to claim the Big Sky Men's Basketball Coach of the Year. Hayford, in his

fourth season, is the fourth Eagle coach to win, but the first since Ray Giacoletti in 2003-04.

Both teams were led by outstanding guards who were unanimous First Team All-Conference selections. Eastern Washington junior Tyler Har-

vey leads the nation in scoring and 3-point field goals per game. Conference MVP Mikh McKinney is second in the Big Sky in scoring, third in assists, and tops in steals. On Monday, he became the first Sacramento State men's basketball player to win a conference MVP award since 1977.

Hayford has an overall record of 63-62 with the Eagles.

Katz has compiled a 75-127 mark in his seven seasons. Under his guidance, the Hornets have improved their conference win total all seven seasons

Katz is assisted by associate head coach Brandon Laird, Ajay Riding and Chris Walker. Nate Smith is the director of basketball operations.



2014-15 Preseason Polls

Media Poll		Coaches' Poll	
1. Weber State (31)	424	1. Weber State (8)	117
2. Northern Arizona (4)	339	2. Eastern Washington (1)	100
3. Eastern Washington (1)	318	3. Northern Arizona (2)	99
4. Sacramento State	298	4. Sacramento State (1)	90
5. Montana	297	5. Portland State	80
6. Northern Colorado	242	6. Northern Colorado	73
7. Portland State	227	7. Idaho	65
8. Idaho	207	8. Montana	56
9. North Dakota	175	9. North Dakota	38
10. Idaho State	125	10. Idaho State	35
11. Montana State	104	11. Montana State	24
12. Southern Utah	52	12. Southern Utah	15

BIG SKY MEN'S BASKETBALL - NCAA TOURNAMENT

AROUND THE BIG SKY

EAGLES WIN SECOND TITLE: Eastern Washington won its second Big Sky Conference Championship last week in Missoula, beating No. 1 seed tournament host Montana 69-65 in the championship game. EWU opened the tournament with a 91-83 win over No. 7 seed Idaho, and beat No. 3 seed Sacramento State 91-83 in the semifinals. Eastern Washington's first Big Sky Championship game in 2003-04. Jim Hayford's Eagles will enter the NCAA Championship with a 26-8 overall record. Eastern Washington was playing in the championship game for the sixth time in school history. EWU lost in the championship in 1990, and then lost three straight title games from 2001-03. Eastern Washington became the first non-No. 1 seed to win the Big Sky Championship since Montana in 2010. The Eagles enter the NCAA Championship on a five-game winning streak.

HARVEY TIES SCORING MARK: Eastern Washington junior Tyler Harvey, the nation's leading scorer, tied the Big Sky Championship single-game scoring record with 42 points in the Eagles' quarterfinal win over Idaho. Harvey's 42 points tied the mark set in the 2010 Championship game by Montana's Anthony Johnson. Harvey made 13-of-20 shots from the field, was 8-of-12 from 3-point range, and was 8-of-8 from the free-throw line. Harvey's eight 3-pointers were the second-most in a Big Sky tourney game. Greg Boyd of Weber State made nine in a 1988 quarterfinal. On Friday night in the semifinal game, EWU's Felix Von Hofe drilled seven 3-pointers tying for the third-most in a single tournament game. Harvey finished the tournament with 10 3-pointers and averaged 23 points per game in the three tournament games.

ALL-TOURNAMENT TEAM: Eastern Washington's Tyler Harvey was named the MVP of the 2015 Big Sky Conference Championship. He was joined on the all-conference team by teammate Venky Jois, Montana's Jordan Gregory and Martin Breunig, Northern Arizona's Kris Yanku and Sacramento State's Mikh McKinney. Gregory made the all-tournament team as a sophomore in 2013.

All-Tournament Team

MVP - Tyler Harvey, Jr., G, Eastern Washington
 Venky Jois, Jr., F, Eastern Washington
 Jordan Gregory, Sr., G, Montana
 Martin Breunig, Jr., F, Montana
 Mikh McKinney, Sr., G, Sacramento State
 Kris Yanku, So., G, Northern Arizona

DECUIRE A FINALIST FOR JOE B. HALL AWARD: Montana's Travis DeCuire has been named one of 10 finalists for the Joe B. Hall Award, which is given annually by CollegelInsider.com to the top first-year coach in college basketball. DeCuire guided Montana to a 20-12 record and a share of the regular-season title. The award will be presented on April 3 in Indianapolis. DeCuire and Montana will play Texas A&M on Tuesday in the NIT.

GREGORY NAMED TO USBWA ALL-DISTRICT TEAM: Montana senior Jordan Gregory was named to the United States Basketball Writers Association District VIII team. Gregory averages 16.9 points per game. Players from the states of Wyoming, Utah, Idaho, New Mexico, Colorado, Nevada and Montana were considered for the team. Delon Wright of Utah was named the District VIII Player of the Year. Boise State's Leon Rice was voted the District VIII Coach of the Year.

EAGLES SET 3-POINT ATTEMPT MARK: Eastern Washington attempted 75 3-point attempts during the 2015 Big Sky Championship, a tournament record. The previous record was 73 set by Northern Arizona in 2000. The Eagles made 32 3-pointers, four shy of the record of 36 set by NAU in 2000. EWU went 13-of-32 from 3-point range in a win over Idaho, and then made 15-of-25 in a semifinal win over Sacramento State. The 15 3-pointers was one shy of the tournament record of 16 set by Northern Arizona in 2000 against Cal State Northridge. In the championship game, EWU was just 4-of-18 from long distance. EWU's Tyler Harvey made 10 3-pointers in the tournament. Felix Von Hofe had nine.

SINGLE-GAME HIGHS

Player, School	Points	
	Pts	Opp.
Tyler Harvey, EWU	42	Idaho
Tyler Harvey, EWU	39	Weber St.
Venky Jois, EWU	38	Seattle
Venky Jois, EWU	38	E. Oregon
Jordan Gregory, UM	36	Idaho
Tyler Harvey, EWU	35	No. Colorado
Tyler Harvey, EWU	34	Lewis-Clark St.

Player, School	Rebounds	
	Rbs	Opp.
Dominique Lee, NC	17	Colorado
Joel Bolomboy, WSU	17	N. Arizona
Martin Breunig, UM	17	E. Wash.
Dominique Lee, NC	16	Montana
Venky Jois, EWU	16	Weber St.
Jeffrey Solarin, ISU	15	Weber St.
Joel Bolomboy, WSU	15	Presentation
Bogdan Bliznyuk, EWU	15	Idaho
Eric Norman, MSU	15	E. Wash
Tiegbe Bamba, PSU	15	SUU

Player, School	Assists	
	Asst.	Opp.
Drew Brandon, EWU	13	N. Dakota
Mikh McKinney, SAC	12	E. Washington
Kris Yanku, NAU	12	N. Dakota
Kris Yanku, NAU	11	Portland St.
Drew Brandon, EWU	11	Seattle
Drew Brandon, EWU	11	Lewis Clark St.

Player, School	Steals	
	Steals	Opp.
Mikh McKinney, SAC	7	Portland
Drew Brandon, EWU	6	Montana St.
Marcus Colbert, MSU	6	SD Mines
Mikh McKinney, SAC	6	CS Fullerton
Mikh McKinney, SAC	6	E. Washington

Player, School	Blocks	
	Blocks	Opp.
Venky Jois, EWU	7	Idaho St.
Collin Spickerman, PSU	7	Sac St.
Eric Norman, MSU	6	SD Mines
Collin Spickerman, PSU	6	CS Bakersfield
Venky Jois, EWU	6	Idaho
Collin Spickerman, PSU	6	NAU
Len Springs, NAU	6	PSU

ACTIVE STREAKS

Players with active streaks of Double-figure scoring games:

Mikh McKinney, SAC	28
DaShaun Wiggins, PSU	14
Kris Yanku, NAU	14
Tiegbe Bamba, PSU	10
Marcus Colbert, MSU	9
Chris Hansen, ISU	8
Michael Dison, MSU	7
Quinton Hooker, UND	6
Jordan Gregory, UM	3
Martin Breunig, UM	3
Tim Huskisson, NC	3
Dylan Garrity, SAC	3
Joel Bolomboy, WSU	3

BIG SKY MEN'S BASKETBALL - NCAA TOURNAMENT

BIG SKY IN THE NCAA STATISTICS

AROUND THE BIG SKY

RPI UPDATE: Eastern Washington will enter the NCAA Tournament with an RPI of 74. Sacramento State is second in the Big Sky at 142, followed by Montana at 145 and Northern Arizona at 166. The Big Sky is ranked 27th among Division I Conferences. Kentucky is the No. 1 RPI team, followed by Villanova, Kansas, Wisconsin and Arizona. Georgetown, EWU's NCAA opponent, is 25.

NCAA LEADERS: Tyler Harvey enters the NCAA Tournament as the nation's leading scorer, and the nation's leader in 3-point field goals per game. Harvey is averaging 22.9 points per game, and 4.0 3-point field goals per game. Connor Hill of Idaho is fourth in 3-point field goals per game (3.52)... Idaho's Mike Scott is fifth in assist/turnover ratio 3.33...EWU's Venky Jois is seventh in the nation in field-goal percentage .608...Hill is seventh in the nation in 3-point field-goal percentage (.442)...Sacramento State's Mikh McKinney is seventh in steals per game (2.61)...Eastern Washington is third in the nation in scoring offense at 80.8 points per game...Idaho is third in 3-point field-goal percentage (.413), while Sacramento State is sixth (.408) and EWU is ninth (.403)...Sacramento State is ninth in field-goal percentage (.486)...EWU is sixth in 3-point field goals per game (9.9).

Tip-ins: EWU's Tyler Harvey has moved into 28th on the Big Sky's all-time scoring list with 1,537 points... PSU's Collin Spickerman finished the season with 72 blocked shots, which is tied for seventh in Big Sky single-season history...EWU's Tyler Harvey has 122 made 3-pointers this season, two shy of the single-season record of 124 set by NAU's Stephen Sir in 2006-07... Idaho's Connor Hill hit 108 3-pointers this season, which ranks fourth in Big Sky single-season history...EWU, UM, Sac State all have at least 20 wins this season. NAU needs one victory to reach 20. The Big Sky has never had four 20-win teams in the same season, and hasn't had three teams reach the milestone since the 2009-10 season... WSU's Joel Bolomboy pulled down 306 rebounds this season, tying for 23rd most in Big Sky single-season history...

Among top 75
Through Games of March 16

TEAM	Individual
Won-Lost Percentage	Points Per Game
22. Eastern Washington 76.5	1. Tyler Harvey, EWU 22.9
Scoring Offense	30. Mikh McKinney, SAC 19.0
3. Eastern Washington 80.8	55. Chris Hansen, ISU 17.7
19. Idaho 75.7	FG Percentage
29. Northern Colorado 74.7	7. Venky Jois, EWU .608
67. Portland State 71.8	12. Martin Breunig, UM .590
75. Montana 71.3	27. Jeffrey Solarin, ISU .555
Scoring Margin	56. Mikh McKinney, SAC .514
53. Eastern Washington 7.1	3-Point Field Goals Per Game
Field-Goal Percentage	1. Tyler Harvey, EWU 4.0
9. Sacramento State .486	4. Connor Hill, UI 3.52
19. Eastern Washington .480	51. Chris Hansen, ISU 2.67
26. Northern Colorado .475	53. Jordan Gregory, UM 2.66
46. Idaho .466	60. Brandon Gfeller, UM 2.62
59. Montana .466	3-Point FG Percentage
Three-Point Field Goals Per Game	7. Connor Hill, UI .442
6. Eastern Washington 9.9	13. Brandon Gfeller, UM .432
25. Montana State 8.2	20. Tyler Harvey, EWU .429
28. Montana 8.2	46. Jordan Gregory, UM .389
40. Idaho 7.9	52. Chris Hansen, ISU .383
Three-Point Field-Goal Percentage	Free-Throw Percentage
3. Idaho .413	45. Tyler Harvey, EWU .850
9. Sacramento State .408	61. Chris Hansen, ISU .836
6. Eastern Washington .403	74. Dylan Garrity, SAC .830
19. Southern Utah .391	64. Chris Hansen, ISU .836
42. Northern Colorado .381	Rebounds Per Game
44. Portland State .381	15. Joel Bolomboy, WSU 10.2
62. Montana .373	37. Jeffrey Solarin, ISU 8.9
Free-Throw Percentage	Assists Per Game
18. Weber State .748	29. Mike Scott, UI 5.3
24. Northern Arizona .744	44. Kris Yanku, NAU 5.0
25. Portland State .742	46. Mikh McKinney, SAC 5.0
36. Sacramento State .735	52. Drew Brandon, EWU 4.8
67. Eastern Washington .723	61. Marcus Colbert, MSU 4.7
Rebound Margin	Blocked Shots Per Game
26. Northern Arizona 5.8	30. Collin Spickerman, PSU 2.48
51. Idaho 4.3	39. Venky Jois, EWU 2.23
Assist Turnover Ratio	69. Len Springs, NAU 1.73
32. Sacramento State 1.31	73. Joel Bolomboy, WSU 1.70
60. Eastern Washington 1.22	Steals Per Game
Assists Per Game	7. Mikh McKinney, SAC 2.61
62. Sacramento State 14.3	66. Mario Dunn, UM 1.83
Blocked Shots Per Game	71. Drew Brandon, EWU 1.80
35. Eastern Washington 4.9	Assist-Turnover Ratio
Steals Per Game	5. Mike Scott, UI 3.33
64. Sacramento State 7.2	34. Drew Brandon, EWU 2.56
Turnovers Per Game	47. Mikh McKinney, SAC 2.40
17. Northern Colorado 10.4	
34. Eastern Washington 10.8	
40. Sacramento State 10.9	
48. Portland State 11.2	
Turnover Margin	
27. Northern Colorado 2.7	
58. Sacramento State 1.8	
69. Montana 1.5	
72. Eastern Washington 1.5	

BIG SKY MEN'S BASKETBALL - NCAA TOURNAMENT

BIG SKY INDIVIDUAL LEADERS (ALL GAMES)

Scoring.....	Tyler Harvey, Eastern Washington.....	22.9/game
Rebounding.....	Joel Bolomboy, Weber State.....	10.2/game
Field Goal %	Dominique Lee, Northern Colorado.....	.613
Assists.....	Mike Scott, Idaho.....	5.3/game
Free throw %.....	Tyler Harvey, Eastern Washington.....	.850
Steals	Mikh McKinney, Sacramento State	2.6/game
3-point FG %	James McGee, Southern Utah.....	.508
3-point FG Made	Tyler Harvey, Eastern Washington.....	3.9/game
Blocked Shots.....	Collin Spickerman, Portland State.....	2.5/game
A/TO Ratio	Mike Scott, Idaho.....	3.3

BIG SKY TEAM LEADERS (ALL GAMES)

Scoring Offense	Eastern Washington.....	80.8/game
Scoring Defense	Montana.....	66.8/game
Field Goal %	Sacramento State486
3-point FG %	Idaho413
Free throw %.....	Weber State748
FG% Defense.....	Montana.....	.431
3-point FG % Defense	Northern Arizona329
Rebounding Margin.....	Northern Arizona	+5.4
Blocked Shots.....	Eastern Washington.....	4.9/game
Assists.....	Sacramento State	14.3/game
Steals	Sacramento State	7.2/game
Turnover Margin.....	Northern Colorado	+2.90
A/TO Ratio	Sacramento State	1.3
3-point FG Made	Eastern Washington.....	9.9

BIG SKY CONFERENCE LEADERS BY CLASS **All Games**

SCORING

Senior.....	Mikh McKinney, SAC (19.3)
Junior.....	Tyler Harvey, EWU (22.9)
Soph.....	Jeremy Senglin, WSU (16.5)
Freshman.....	Arkadiy Mkrtychyan, UI (8.8)

REBOUNDING

Senior.....	Jeffrey Solarin, ISU (8.9)
Junior.....	Joel Bolomboy, WSU (10.2)
Soph.....	Braxton Tucker, PSU (5.3)
Freshman.....	Arkadiy Mkrtychyan, UI (4.8)

ASSISTS

Senior.....	Mike Scott, UI (5.3)
Junior.....	Marcus Colbert, MSU (4.7)
Soph.....	Kris Yanku, NAU (5.0)
Freshman.....	Hayden Hunter, WSU (2.1)

FIELD GOAL PERCENTAGE

Senior.....	Dominique Lee, NC (.602)
Junior.....	Casey Oliverson, SUU (.613)
Soph.....	Braxton Tucker, PSU (.500)
Freshman.....	Bogdan Bliznyuk, EWU (.592)

FREE-THROW PERCENTAGE

Senior.....	Chris Hansen, ISU (.836)
Junior.....	Tyler Harvey, EWU (.850)
Soph.....	Kris Yanku, NAU (.796)
Freshman.....	Bogdan Bliznyuk, EWU (.779)

3-POINT PERCENTAGE

Senior.....	Connor Hill, UI (.450)
Junior.....	Tyler Harvey, EWU (.428)
Soph.....	Ako Kaluna, NAU (.453)
Freshman.....	James McGee, SUU (.508)

Career Active Leaders

Player, School	Points	
	G	Points
Tyler Harvey, EWU	83	1,537
Mikh McKinney, SAC	89	1,434
Tevin Svihovec, NC	120	1,391
Dylan Garrity, SAC	117	1,371
Chris Hansen, ISU	89	1,355
Venky Jois, EWU	89	1,257
Jordan Gregory, UM	110	1,214
Gary Winston, PSU	113	1,070
Tim Huskisson, NC	120	1,058
Parker Kelly, EWU	125	1,003
Quinton Upshur, NAU	65	961
Joel Bolomboy, WSU	97	919

Player, School	Rebounds	
	G	Rbs
Joel Bolomboy, WSU	97	897
Venky Jois, EWU	89	729
G. Bewernick, NAU	124	678
Jeffrey Solarin, ISU	58	507
Tim Huskisson, NC	120	434
Drew Brandon, EWU	63	427

Player, School	Assists	
	G	Assists
Dylan Garrity, SAC	117	524
Mikh McKinney, SAC	89	362
Tevin Svihovec, NC	120	331
Drew Brandon, EWU	63	311
Gary Winston, PSU	113	298
Marcus Colbert, MSU	91	295

Player, School	3-point FG Made	
	G	3PT
Tyler Harvey, EWU	83	254
Chris Hansen, ISU	89	229
Dylan Garrity, SAC	117	216
Parker Kelly, EWU	125	209
Jordan Gregory, UM	110	187

Player, School	Steals	
	G	Steals
Mikh McKinney, SAC	89	148
Tevin Svihovec, NC	120	109
Chris Hansen, ISU	89	109
Tim Huskisson, NC	120	99
Dylan Garrity, SAC	117	98
Michael Dison, MSU	115	93
Venky Jois, EWU	89	89
Drew Brandon, EWU	63	88

Player, School	Blocks	
	G	Blocks
Venky Jois, EWU	89	182
Joel Bolomboy, WSU	97	138
Len Springs, NAU	65	115

Includes only games the player played while a member of the Big Sky Conference

BIG SKY MEN'S BASKETBALL - NCAA TOURNAMENT

BIG SKY INDIVIDUAL LEADERS (CONFERENCE GAMES)

Scoring	Tyler Harvey, Eastern Washington.....	23.1/game
Rebounding	Joel Bolomboy, Weber State.....	10.3/game
Field Goal %	Casey Oliverson, Southern Utah652
Assists.....	Kris Yanku, Northern Arizona.....	6.6/game
Free throw %.....	Tyler Harvey, Eastern Washington.....	.869
Steals	Mikh McKinney, Sacramento State	2.2/game
3-point FG %	Zach Mills, Sacramento State543
3-point FG Made	Connor Hill, Idaho	3.8/game
Blocked Shots.....	Collin Spickerman, Portland State.....	2.6/game
A/TO Ratio	Tim Douglas, Portland State.....	2.8

BIG SKY TEAM LEADERS (CONFERENCE GAMES)

Scoring Offense	Eastern Washington.....	80.4/game
Scoring Defense	Montana.....	64.6/game
Field Goal %	Sacramento State494
3-point FG %	Sacramento State427
Free throw %.....	Northern Arizona763
FG% Defense.....	Montana.....	.425
3-point FG % Defense	Montana.....	.350
Rebounding Margin.....	Northern Arizona	+9.2
Blocked Shots.....	Eastern Washington.....	4.9/game
Assists.....	Montana.....	15.4/game
Steals	Northern Colorado	7.2/game
Turnover Margin.....	Sacramento State	+2.94
A/TO Ratio	Sacramento State	1.6
3-point FG Made	Eastern Washington.....	9.9

BIG SKY CONFERENCE LEADERS BY CLASS **Conference Games**

SCORING

Senior.....	Mikh McKinney, SAC (19.7)
Junior.....	Tyler Harvey, EWU (23.1)
Soph.....	Kris Yanku, NAU (15.8)
Freshman.....	Bogdan Bliznyuk, EWU (12.0)

FIELD GOAL PERCENTAGE

Senior.....	Dominique Lee, NC (.602)
Junior.....	Casey Oliverson, SUU (.653)
Soph.....	Erik Stuteville, SAC (.573)
Freshman.....	Bogdan Bliznyuk, EWU (.580)

REBOUNDING

Senior.....	Jeffrey Solarin, ISU (8.9)
Junior.....	Joel Bolomboy, WSU (10.3)
Soph.....	Nick Hornsby, SAC (6.2)
Freshman.....	Bogdan Bliznyuk, EWU (5.6)

FREE-THROW PERCENTAGE

Senior.....	Chris Hansen, ISU (.856)
Junior.....	Tyler Harvey, EWU (.869)
Soph.....	Kris Yanku, NAU (.791)
Freshman.....	Bogdan Bliznyuk, EWU (.765)

ASSISTS

Senior.....	Mike Scott, UI (5.3)
Junior.....	Marcus Colbert, MSU (4.4)
Soph.....	Kris Yanku, NAU (6.6)
Freshman.....	Hayden Hunter, WSU (2.1)

3-POINT PERCENTAGE

Senior.....	Zach Mills, SAC (.543)
Junior.....	Marcus Colbert, MSU (.487)
Soph.....	Ako Kaluna, NAU (.510)
Freshman.....	James McGee, SUU (.465)

BIG SKY MEN'S BASKETBALL - NCAA TOURNAMENT

BIG SKY TEAMS AT HALF AND OVERTIME

Team	Lead	Tied	Trail	OT
EWU	19-3	0-1	7-4	1-0
UI	8-6	1-0	4-11	1-2
ISU	6-3	0-0	1-20	0-1
UM	16-4	0-0	3-8	2-3
MSU	5-2	0-2	2-19	0-0
UND	5-4	0-0	2-18	0-1
NAU	15-3	0-2	4-8	1-1
NC	10-0	1-0	4-15	1-1
PSU	13-3	0-0	2-11	1-0
SAC	16-2	2-0	2-9	0-0
SUU	7-8	0-0	3-10	1-0
WSU	12-2	1-2	0-13	0-1
Total	131-40	5-7	34-146	8-10

RESULTS BY REBOUNDS

Team	Won	Lost	Tied
EWU	15-2	10-6	1-0
UI	10-10	3-5	0-1
ISU	4-7	3-14	0-2
UM	13-3	3-9	3-0
MSU	6-10	1-11	0-2
UND	5-4	2-17	0-1
NAU	14-8	4-5	0-0
NC	11-3	4-13	1-0
PSU	7-4	8-9	0-1
SAC	9-2	10-8	1-1
SUU	2-5	6-13	2-0
WSU	8-7	5-10	0-1
Total	105-62	58-118	8-9

RESULTS BY SHOOTING PERCENTAGE

Team	Over 45%	Under 45%
EWU	20-2	6-6
UI	12-9	1-8
ISU	7-11	0-12
UM	13-5	6-7
MSU	4-4	3-19
UND	6-8	1-14
NAU	8-1	11-12
NC	14-5	1-10
PSU	10-4	5-10
SAC	19-4	1-7
SUU	10-8	0-10
WSU	4-4	9-13
Total	127-65	44-128

BIG SKY IN GAMES DECIDED

Team	1-3 pts	4-5 pts	6-9 pts	10+
EWU	5-2	3-2	8-1	10-2
UI	1-7	3-1	4-3	5-6
ISU	1-5	1-4	1-4	4-10
UM	4-2	2-4	1-2	12-4
MSU	2-3	0-0	0-8	5-12
UND	1-5	0-1	3-4	3-12
NAU	5-1	1-3	7-4	6-5
NC	3-2	2-1	2-5	8-7
PSU	3-0	0-3	5-2	7-9
SAC	5-2	2-2	4-1	9-6
SUU	2-4	3-1	2-2	3-11
WSU	4-2	1-0	4-8	4-7
Totals	36-35	18-22	41-43	74-103

DOUBLE-DOUBLES

JOEL BOLOMBOY, WEBER STATE (13)		
vs. PRESENTATION	20 PTS	15 RBS
vs. LSU	18 PTS	13 RBS
vs. TEXAS-ARLINGTON	12 PTS	10 RBS
vs. IDAHO	13 PTS	11 RBS
vs. MONTANA STATE	17 PTS	11 RBS
vs. NORTHERN ARIZONA	16 PTS	12 RBS
vs. SACRAMENTO STATE	21 PTS	13 RBS
vs. IDAHO STATE	14 PTS	11 RBS
vs. NORTHERN ARIZONA	23 PTS	17 RBS
vs. MONTANA STATE	21 PTS	12 RBS
vs. IDAHO	22 PTS	10 RBS
vs. E. WASHINGTON	14 PTS	11 RBS
vs. MONTANA	18 PTS	10 RBS
JEFFREY SOLARIN, IDAHO STATE (10)		
vs. NORTHWEST NAZARENE	20 PTS	14 RBS
vs. SOUTH DAKOTA STATE	22 PTS	10 RBS
vs. UTAH STATE	11 PTS	10 RBS
vs. UTAH VALLEY	13 PTS	10 RBS
vs. E. WASHINGTON	14 PTS	12 RBS
vs. NORTHERN ARIZONA	12 PTS	12 RBS
vs. NORTHERN COLORADO	10 PTS	10 RBS
vs. NORTH DAKOTA	12 PTS	14 RBS
vs. WEBER STATE	16 PTS	15 RBS
vs. E. WASHINGTON	23 PTS	12 RBS
DOMINIQUE LEE, NORTHERN COLORADO (8)		
vs. FLORIDA A&M	10 PTS	12 RBS
vs. NEW MEXICO STATE	10 PTS	10 RBS
vs. JACKSONVILLE STATE	18 PTS	10 RBS
vs. MONTANA STATE	16 PTS	10 RBS
vs. MONTANA	14 PTS	16 RBS
vs. SACRAMENTO STATE	10 PTS	12 RBS
vs. PORTLAND STATE	18 PTS	11 RBS
vs. SOUTHERN UTAH	25 PTS	10 RBS
VENKY JOIS, EASTERN WASHINGTON (8)		
vs. SMU	13 PTS	10 RBS
vs. INDIANA	20 PTS	14 RBS
vs. SAN FRANCISCO	15 PTS	11 RBS
vs. MONTANA STATE	27 PTS	11 RBS
vs. MONTANA	10 PTS	11 RBS
vs. IDAHO STATE	21 PTS	10 RBS
vs. WEBER STATE	22 PTS	16 RBS
vs. IDAHO	10 PTS	14 RBS
DREW BRANDON, EASTERN WASHINGTON (7)		
vs. TEXAS SOUTHERN	10 PTS	12 RBS
vs. SEATTLE	11 REBS	12 ASSTS
vs. NORTHERN COLORADO	14 PTS	11 RBS
vs. NORTH DAKOTA	11 PTS	13 ASSTS
vs. IDAHO	18 PTS	10 ASSTS
vs. MONTANA STATE	15 PTS	12 RBS
vs. IDAHO STATE	11 PTS	10 RBS
MARTIN BREUNIG, MONTANA (6)		
vs. CARROLL COLLEGE	18 PTS	10 RBS
vs. MONTANA STATE	17 PTS	11 RBS
vs. EASTERN WASHINGTON	11 PTS	12 RBS
vs. WEBER STATE	19 PTS	10 RBS
vs. EASTERN WASHINGTON	23 PTS	17 RBS
vs. WEBER STATE	24 PTS	12 RBS
BIRA SECK, IDAHO (5)		
vs. SOUTH DAKOTA STATE	13 PTS	12 RBS
vs. BOISE STATE	16 PTS	10 RBS
vs. NORTHERN KENTUCKY	12 PTS	14 RBS
vs. EASTERN WASHINGTON	10 PTS	12 RBS
vs. SOUTHERN UTAH	10 PTS	11 RBS
JARON NASH, NORTH DAKOTA (3)		
vs. MAYVILLE STATE	16 PTS	12 RBS
vs. ALABAMA STATE	22 PTS	10 RBS
vs. TEXAS PAN-AMERICAN	15 PTS	13 RBS
TIEGBE BAMBA, PORTLAND STATE (3)		
vs. WEBER STATE	10 PTS	11 RBS
vs. IDAHO STATE	12 PTS	10 RBS
vs. SOUTHERN UTAH	21 PTS	15 RBS
BRAXTON TUCKER, PORTLAND STATE (2)		
vs. WILLAMETTE	12 PTS	10 RBS
vs. NORTHERN ARIZONA	12 PTS	11 RBS
QUNTON HOOKER, NORTH DAKOTA (2)		
vs. NORTHERN COLORADO	14 PTS	10 ASSTS
vs. IDAHO STATE	15 PTS	10 ASSTS
KRIS YANKU, NORTHERN ARIZONA (3)		
vs. PORTLAND STATE	13 PTS	11 ASSTS
vs. MONTANA STATE	15 PTS	10 ASSTS
vs. NORTH DAKOTA	24 PTS	12 ASSTS
BOGDAN BLIZNYUK, EASTERN WASHINGTON (2)		
vs. SACRAMENTO STATE	19 PTS	10 RBS
vs. IDAHO	21 PTS	15 RBS
GAELLAN BEWERNICK, NORTHERN ARIZONA (2)		
vs. HAMPTON	13 PTS	13 RBS
vs. PORTLAND STATE	11 PTS	13 RBS
CODY DEMPS, SACRAMENTO STATE (1)		
vs. BRISTOL	10 PTS	10 RBS
JORDAN GREGORY, MONTANA (1)		
vs. CAL	23 PTS	12 RBS
BRANDON CATALDO, PORTLAND STATE (1)		
vs. WALLA WALLA	16 PTS	13 RBS
ARKADIY, MKRITYCHYAN, IDAHO (1)		
vs. SACRAMENTO STATE	10 PTS	10 RBS
TEVIN SVIHOVEC, NORTHERN COLORADO (1)		
vs. NORTH DAKOTA	24 PTS	10 RBS
CONNOR HILL, IDAHO (1)		
vs. PORTLAND STATE	15 PTS	10 ASSTS
MIKH MCKINNEY, SACRAMENTO STATE (1)		
vs. EASTERN WASHINGTON	14 PTS	12 ASSTS
DANNY ROBISON, MONTANA STATE (1)		
vs. IDAHO	18 PTS	10 RBS
ERIC NORMAN, MONTANA STATE (1)		
vs. NORTH DAKOTA	22 PTS	12 RBS
NICK HORSBY, SACRAMENTO STATE (1)		
vs. NORTH DAKOTA	17 PTS	11 RBS
TIM HUSKISSON, NORTHERN COLORADO (1)		
vs. NORTHERN ARIZONA	15 PTS	10 RBS

BIG SKY MEN'S BASKETBALL - NCAA TOURNAMENT



EASTERN WASHINGTON (14-4, 26-8)

NOVEMBER

14	TEXAS SOUTHERN	W 86-62
17	UTAH VALLEY	W 75-50
19	WALLA WALLA	W 95-34
22	AT SMU	L 77-68
24	AT INDIANA	W 88-86
26	NORTHERN KENTUCKY	W 81-60
30	EASTERN OREGON	W 104-87

DECEMBER

6	AT SEATTLE	W 87-75
11	AT SAN FRANCISCO	W 81-76
14	AT WASHINGTON	L 81-77
16	AT SAM HOUSTON ST.	L 67-52
19	AT CALIFORNIA	L 78-67
22	LEWIS-CLARK STATE	W 78-71

JANUARY

1	*WEBER STATE	W 84-78
3	*IDAHO STATE	W 65-57
10	*AT IDAHO	W 89-86
15	*AT PORTLAND STATE	W 92-85
17	*AT SACRAMENTO STATE	L 90-77
22	*NORTHERN COLORADO	W 95-85
24	*NORTH DAKOTA	W 102-80
31	*IDAHO	W 98-95, OT

FEBRUARY

5	*AT MONTANA	W 75-69
7	*AT MONTANA STATE	W 61-51
12	*SACRAMENTO STATE	W 64-61
14	*PORTLAND STATE	L 68-66
19	*AT SOUTHERN UTAH	W 78-75
21	*AT NORTHERN ARIZONA	L 73-69
26	*MONTANA STATE	W 92-68
28	*MONTANA	L 77-76

MARCH

5	*AT IDAHO STATE	W 85-81
7	*AT WEBER STATE	W 79-71, OT
12	VS. IDAHO (QF)	W 91-83
13	VS. SACRAMENTO ST. (SF)	W 91-83
14	AT MONTANA (C)	W 69-65

NCAA TOURNAMENT

19	VS. GEORGETOWN	6:57
----	----------------	------

*BIG SKY CONFERENCE GAME



IDAHO (8-10, 13-17)

NOVEMBER

14	EASTERN OREGON	W 77-65
17	SOUTH DAKOTA STATE	W 82-77
20	AT NORTHERN ILLINOIS	L 78-67
25	AT BOISE STATE	L 86-75
29	NORTHERN KENTUCKY	L 79-74

DECEMBER

3	AT WASHINGTON STATE	W 77-71
6	UC DAVIS	W 79-71
11	AT WESTERN ILLINOIS	L 78-75
13	AT SOUTH DAKOTA STATE	L 87-85
18	WALLA WALLA	W 86-39
22	AT NORTHERN KENTUCKY	L 81-68

JANUARY

1	*IDAHO STATE	W 77-54
3	*WEBER STATE	W 86-84
10	*EASTERN WASHINGTON	L 89-86
15	*AT SACRAMENTO STATE	L 79-76
17	*AT PORTLAND STATE	L 85-73
22	*NORTH DAKOTA	L 71-63
24	*NORTHERN COLORADO	W 83-79
31	*AT E. WASHINGTON	L 98-95, OT

FEBRUARY

5	*AT MONTANA STATE	W 80-71
7	*AT MONTANA	L 70-56
12	*PORTLAND STATE	W 87-76
14	*SACRAMENTO STATE	W 69-58
19	*AT NORTHERN ARIZONA	L 72-65
21	*AT SOUTHERN UTAH	L 79-77, OT
26	*MONTANA	W 92-87, 2 OT
28	*MONTANA STATE	W 80-73

MARCH

5	*AT WEBER STATE	L 74-63
7	*AT IDAHO STATE	L 67-65
12	VS. E. WASHINGTON	L 91-83

*BIG SKY CONFERENCE GAME



IDAHO STATE (4-14, 7-23)

NOVEMBER

14	AT NEW MEXICO	L 79-55
16	AT DENVER	L 54-38
21	AT WASHINGTON STATE	L 80-68
26	UTAH VALLEY	L 60-57

DECEMBER

2	UM-WESTERN	W 86-66
6	PACIFIC	L 68-62
9	AT GRAND CANYON	W 67-51
13	NORTHWEST NAZARENE	W 69-57
18	¹ VS. SOUTH DAKOTA ST.	L 75-72, OT
19	¹ AT UTAH STATE	L 69-56
20	¹ VS. CS BAKERSFIELD	L 59-50
23	AT UTAH VALLEY	L 51-47

JANUARY

1	*AT IDAHO	L 77-54
3	*AT E. WASHINGTON	L 65-57
8	*MONTANA STATE	W 70-61
10	*MONTANA	L 90-64
15	*AT SOUTHERN UTAH	L 71-67
17	*AT NORTHERN ARIZONA	L 72-69
22	*SACRAMENTO STATE	L 71-63
24	*PORTLAND STATE	W 80-76
29	*AT NORTHERN COLORADO	L 79-76
31	*AT NORTH DAKOTA	L 80-69

FEBRUARY

7	*WEBER STATE	L 70-63
12	*NORTHERN ARIZONA	W 80-66
14	*SOUTHERN UTAH	L 71-67
19	*AT MONTANA	L 88-77
21	*AT MONTANA STATE	L 67-53
28	*AT WEBER STATE	L 61-57

MARCH

5	*EASTERN WASHINGTON	L 85-81
7	*IDAHO	W 67-65

¹ - UTAH STATE TOURNEY
(LOGAN, UTAH)

*BIG SKY CONFERENCE GAME

BIG SKY MEN'S BASKETBALL - NCAA TOURNAMENT



MONTANA (14-4, 20-12)

NOVEMBER

15	AT COLORADO STATE	L 83-66
18	AT BOISE STATE	L 72-67, 2 OT
23	AT SEATTLE	W 66-62
26	CARROLL COLLEGE	W 75-52
30	AT SAN FRANCISCO	L 76-57

DECEMBER

3	AT CAL	L 78-76, 2 OT
7	NORTH DAKOTA STATE	W 69-57
10	DAVIDSON	L 110-99
14	AT WISCONSIN-MILWAUKEE	L 73-58
21	SOUTH DAKOTA	L 67-62

JANUARY

1	*NORTHERN COLORADO	W 66-48
3	*NORTH DAKOTA	W 74-63
8	*AT WEBER STATE	L 68-61
10	*AT IDAHO STATE	W 90-64
13	MONTANA TECH	W 86-44
17	*MONTANA STATE	W 63-48
22	*NORTHERN ARIZONA	W 64-57
24	*SOUTHERN UTAH	W 60-58
29	*AT PORTLAND STATE	W 73-54
31	*AT SACRAMENTO STATE	L 70-69

FEBRUARY

5	*EASTERN WASHINGTON	L 75-69
7	*IDAHO	W 70-56
12	*AT NORTH DAKOTA	W 65-61
14	*AT NO. COLORADO	W 83-81 3OT
19	*IDAHO STATE	W 88-77
21	*WEBER STATE	W 74-53
26	*AT IDAHO	L 92-87, 2 OT
28	*AT E. WASHINGTON	W 77-76

MARCH

7	*AT MONTANA STATE	W 70-54
12	WEBER STATE (QF)	W 76-73, OT
13	N. ARIZONA (SF)	W 61-59
14	E. WASHINGTON (C)	L 69-65

NIT

17	AT TEXAS A&M	7:05
----	--------------	------

*BIG SKY CONFERENCE GAME



MONTANA STATE (4-14, 7-23)

NOVEMBER

14	AT UCLA	L 113-78
17	AT GRAND CANYON	L 61-45
19	AT CS NORTHRIDGE	L 72-65
21	AT BUFFALO	PPD
23	AT KENTUCKY	L 86-28

28	TEXAS-ARLINGTON	W 104-81
30	NORTH DAKOTA STATE	L 72-51

DECEMBER

3	SOUTH DAKOTA MINES	W 79-41
6	UTAH VALLEY	W 68-60
14	AT WYOMING	L 70-61
18	AT SOUTH DAKOTA	L 55-53
20	AT PORTLAND	L 87-60
23	WYOMING	L 61-51

JANUARY

1	*NORTH DAKOTA	L 67-60
3	*NORTHERN COLORADO	L 62-54
8	*AT IDAHO STATE	L 70-61
10	*AT WEBER STATE	L 65-62
17	*AT MONTANA	L 63-48
22	*SOUTHERN UTAH	W 79-65
24	*NORTHERN ARIZONA	L 71-64
29	*AT SACRAMENTO STATE	L 75-59
31	*AT PORTLAND STATE	L 80-62

FEBRUARY

5	*IDAHO	L 80-71
7	*EASTERN WASHINGTON	L 61-51
12	*AT NORTHERN COLORADO	W 90-87
14	*AT NORTH DAKOTA	W 80-78
19	*WEBER STATE	L 74-71
21	*IDAHO STATE	W 67-53
26	*AT E. WASHINGTON	L 92-68
28	*AT IDAHO	L 80-73

MARCH

7	*MONTANA	L 70-54
----------	-----------------	----------------

*BIG SKY CONFERENCE GAME



NORTH DAKOTA (4-14, 8-22)

NOVEMBER

15	AT NORTHERN IOWA	L 64-52
18	MAYVILLE STATE	W 76-39
21	AT SOUTH DAKOTA STATE	L 74-72
26	VS. ALABAMA STATE	W 75-68
28	¹ AT UTAH	L 90-53
29	VS. TEXAS-PAN AMERICAN	L 78-60

DECEMBER

6	AT DRAKE	W 63-62
8	AT MINNESOTA	L 92-56
13	AT NORTH DAKOTA STATE	L 71-42
19	DICKINSON STATE	W 78-48
22	AT MARQUETTE	L 67-54

JANUARY

1	*AT MONTANA STATE	W 67-60
3	*AT MONTANA	L 74-63
8	*SACRAMENTO STATE	L 63-61
10	*PORTLAND STATE	L 82-75
17	*NORTHERN COLORADO	L 88-78, OT
22	*AT IDAHO	W 71-63
24	*AT EASTERN WASHINGTON	L 102-80
29	*WEBER STATE	L 67-60
31	*IDAHO STATE	W 80-69

FEBRUARY

5	*AT SOUTHERN UTAH	W 89-85, OT
7	*AT NORTHERN ARIZONA	L 88-63
12	*MONTANA	L 65-61
14	*MONTANA STATE	L 80-78
19	*AT PORTLAND STATE	L 80-70
21	*AT SACRAMENTO STATE	L 74-66
26	*NORTHERN ARIZONA	L 85-75
28	*SOUTHERN UTAH	L 71-65

MARCH

3	*OMAHA	L 80-78
7	*AT NORTHERN COLORADO	L 72-71

¹- UNIVERSITY OF UTAH TOURNAMENT - SALT LAKE CITY, UTAH

*BIG SKY CONFERENCE GAME

BIG SKY MEN'S BASKETBALL - NCAA TOURNAMENT



NORTHERN ARIZONA (13-5, 19-14)

NOVEMBER

14	AT XAVIER	L 93-60
16	AT TOLEDO	L 71-58
20	FRESNO STATE	W 73-52
23	AT OLE MISS	L 80-74
25	AT MIDDLE TENNESSEE	St. L 65-53
28	¹ vs. SOUTHERN U	W 70-63
29	¹ NC CENTRAL	L 40-36

DECEMBER

3	TEXAS-SAN ANTONIO	L 88-83, OT
13	LOYOLA MARYMOUNT	W 71-69
16	AT SAINT MARY'S	W 73-71
19	AT NORFOLK STATE	L 81-62
21	AT HAMPTON	L 75-66
28	SAN DIEGO CHRISTIAN	W 71-45

JANUARY

1	*AT SACRAMENTO STATE	L 78-73
3	*AT PORTLAND STATE	W 73-60
10	*SOUTHERN UTAH	W 70-67
15	*WEBER STATE	L 74-65
17	*IDAHO STATE	W 72-69
22	*AT MONTANA	L 64-57
24	*AT MONTANA STATE	W 71-64
31	*AT SOUTHERN UTAH	W 81-60

FEBRUARY

5	*NORTHERN COLORADO	W 65-60
7	*NORTH DAKOTA	W 88-63
12	*AT IDAHO STATE	L 80-66
14	*AT WEBER STATE	W 61-54
19	*IDAHO	W 72-65
21	*EASTERN WASHINGTON	W 73-69
26	*AT NORTH DAKOTA	W 85-75
28	*AT NORTHERN COLORADO	L 76-74

MARCH

5	*PORTLAND STATE	W 58-51
7	*SACRAMENTO STATE	W 70-68
12	vs. No. COLORADO (QF)	W 63-57
13	AT MONTANA (SF)	L 61-59

CIT

18	AT GRAND CANYON	6 P.M.
----	-----------------	--------

*BIG SKY CONFERENCE GAME

¹ - (AT FORT WALTON BEACH, FLA.)



NORTHERN COLORADO (10-8, 15-15)

NOVEMBER

14	BLACK HILLS STATE	W 83-62
16	AT WYOMING	L 78-70
19	AT NEW MEXICO STATE	L 86-65
24	COLORADO CHRISTIAN	W 93-58
28	¹ STETSON	W 82-62
30	¹ FLORIDA A&M	W 95-56

DECEMBER

7	AT COLORADO STATE	L 66-58
13	AT COLORADO	L 93-68
17	AT NEBRASKA-OMAHA	L 92-82
20	JACKSONVILLE STATE	W 69-60
22	UC DAVIS	L 73-63

JANUARY

1	*AT MONTANA	L 66-48
3	*AT MONTANA STATE	W 62-54
8	*PORTLAND STATE	W 90-85
10	*SACRAMENTO STATE	W 84-73
17	*AT NORTH DAKOTA	W 88-78, OT
22	*AT E. WASHINGTON	L 95-85
24	*AT IDAHO	L 83-79
29	*IDAHO STATE	W 79-76
31	*WEBER STATE	W 71-57

FEBRUARY

5	*AT NORTHERN ARIZONA	L 65-60
7	*AT SOUTHERN UTAH	W 84-80
12	*MONTANA STATE	L 90-87
14	*MONTANA	L 83-81, 3 OT
19	*AT SACRAMENTO STATE	L 66-59
21	*AT PORTLAND STATE	L 91-75
26	*SOUTHERN UTAH	W 77-67
28	*NORTHERN ARIZONA	W 76-74

MARCH

7	*NORTH DAKOTA	W 72-71
12	vs. No. ARIZONA (QF)	L 63-57

*BIG SKY CONFERENCE GAME

¹ NORTHERN COLORADO TOURNAMENT - GREELEY, COLO.



PORTLAND STATE (9-9, 15-14)

NOVEMBER

15	AT USC	W 76-68
18	WILLAMETTE	W 84-63
24	SIU EDWARDSVILLE	W 90-87, OT
26	AT CS NORTHRIDGE	W 63-55
30	AT OREGON	L 81-59

DECEMBER

3	AT PORTLAND	L 83-71
6	AT UC RIVERSIDE	L 88-62
13	CS BAKERSFIELD	W 65-59
18	AT SAN FRANCISCO	L 77-40
22	WALLA WALLA	W 94-52

JANUARY

1	*SOUTHERN UTAH	W 71-68
3	*NORTHERN ARIZONA	L 73-60
8	*AT No. COLORADO	L 90-85
10	*AT NORTH DAKOTA	W 82-75
15	*E. WASHINGTON	L 92-85
17	*IDAHO	W 85-73
22	*AT WEBER STATE	W 69-53
24	*AT IDAHO STATE	L 80-76
29	*MONTANA	L 73-54
31	*MONTANA STATE	W 80-62

FEBRUARY

7	*AT SACRAMENTO STATE	L 64-60
12	*AT IDAHO	L 87-76
14	*AT E. WASHINGTON	W 68-66
19	*NORTH DAKOTA	W 80-70
21	*NORTHERN COLORADO	W 91-75
28	*SACRAMENTO STATE	L 73-60

MARCH

5	*AT No. ARIZONA	L 58-51
7	*AT SOUTHERN UTAH	W 86-73
12	vs. SAC ST. (QF)	L 70-60

*BIG SKY CONFERENCE GAME

BIG SKY MEN'S BASKETBALL - NCAA TOURNAMENT



SACRAMENTO STATE (13-5, 20-11)

NOVEMBER

14	AT GONZAGA	L 104-58
17	AT UC RIVERSIDE	W 70-69
19	SIMPSON	W 74-42
25	BRISTOL	W 97-63

DECEMBER

1	UTAH VALLEY	W 65-56
4	AT ABILENE CHRISTIAN	L 72-61
6	AT UC IRVINE	L 74-62
11	CAL STATE FULLERTON	W 73-59
14	PORTLAND	L 80-75
21	AT SEATTLE	L 66-57
27	AT UTAH VALLEY	W 74-49

JANUARY

1	*NORTHERN ARIZONA	W 78-73
3	*SOUTHERN UTAH	W 90-75
8	*AT NORTH DAKOTA	W 63-61
10	*AT NO. COLORADO	L 84-73
15	*IDAHO	W 79-76
17	*EASTERN WASHINGTON	W 90-77
22	*AT IDAHO STATE	W 62-59
24	*AT WEBER STATE	W 78-71
29	*MONTANA STATE	W 75-59
31	*MONTANA	W 70-69

FEBRUARY

7	*PORTLAND STATE	W 64-60
12	*AT E. WASHINGTON	L 64-61
14	*AT IDAHO	L 69-58
19	*NORTHERN COLORADO	W 66-59
21	*NORTH DAKOTA	W 74-66
28	*AT PORTLAND STATE	W 73-60

MARCH

5	*AT SOUTHERN UTAH	L 69-65
7	*AT NORTHERN ARIZONA	L 70-68
12	VS. PORTLAND ST. (QF)	W 70-60
13	VS. E. WASHINGTON (SF)	L 91-83

CIT

18	AT PORTLAND	7:05
----	-------------	------

*BIG SKY CONFERENCE GAME



SOUTHERN UTAH (7-11, 10-19)

NOVEMBER

14	AT KANSAS STATE	L 98-68
16	MIAMI-OHIO	L 76-63
22	UTAH VALLEY	L 85-75
26	EASTERN KENTUCKY	L 73-64
30	AT UT-SAN ANTONIO	W 93-92

DECEMBER

6	SAINT KATHERINE'S	W 92-45
14	AT BOISE STATE	L 79-60
19	AT LOYOLA-CHICAGO	L 73-57
22	¹ VS. ARKANSAS PB	L 70-61
23	¹ VS S. CAROLINA ST.	W 66-56
27	AT UNLV	L 79-45

JANUARY

1	*AT PORTLAND STATE	L 71-68
3	*AT SACRAMENTO STATE	L 90-75
10	*AT NORTHERN ARIZONA	L 70-67
15	*IDAHO STATE	W 71-67
17	*WEBER STATE	W 70-60
22	*AT MONTANA STATE	L 79-65
24	*AT MONTANA	L 58-56
31	*NORTHERN ARIZONA	L 81-60

FEBRUARY

5	*NORTH DAKOTA	L 89-85, OT
7	*NORTHERN COLORADO	L 84-80
12	*AT WEBER STATE	W 65-56
14	*AT IDAHO STATE	W 71-67
19	*EASTERN WASHINGTON	L 78-75
21	*IDAHO	W 79-77, OT
26	*AT NO. COLORADO	L 77-67
28	*AT NORTH DAKOTA	W 71-65

MARCH

5	*SACRAMENTO STATE	W 69-65
7	*PORTLAND STATE	L 86-73

*BIG SKY CONFERENCE GAME

¹- LAS VEGAS CLASSIC



WEBER STATE (8-10, 13-17)

NOVEMBER

14	AT UTAH STATE	L 72-61
17	PRESENTATION COLLEGE	W 74-49
21	¹ VS. ILLINOIS STATE	L 73-64
22	¹ VS. LSU	L 72-58
24	NEVADA	W 59-56

DECEMBER

1	ORAL ROBERTS	W 62-61
6	AT UT ARLINGTON	L 63-56
13	BYU	L 76-60
20	UTAH VALLEY	W 73-61
22	AT OKLAHOMA	L 85-51
27	BRISTOL UNIVERSITY	W 109-59

JANUARY

1	*AT E. WASHINGTON	L 84-78
3	*AT IDAHO	L 86-84
8	*MONTANA	W 68-60
10	*MONTANA STATE	W 65-62
15	*AT NORTHERN ARIZONA	W 74-65
17	*AT SOUTHERN UTAH	L 70-60
22	*PORTLAND STATE	L 69-63
24	*SACRAMENTO STATE	L 78-71
29	*AT NORTH DAKOTA	W 67-60
31	*AT NO. COLORADO	L 71-57

FEBRUARY

7	*AT IDAHO STATE	W 70-63
12	*SOUTHERN UTAH	L 65-56
14	*NORTHERN ARIZONA	L 61-54
19	*AT MONTANA STATE	W 74-71
21	*AT MONTANA	L 74-63
28	*IDAHO STATE	W 61-57

MARCH

5	*IDAHO	W 74-63
7	*E. WASHINGTON	L 79-71, OT
12	AT MONTANA (QF)	L 76-73, OT

*BIG SKY CONFERENCE GAME

¹- US VIRGIN ISLANDS PARADISE JAM - ST. THOMAS

BIG SKY MEN'S BASKETBALL - NCAA TOURNAMENT

Friday, Nov. 14

@E. Washington 86, Texas Southern 62
@#13 Gonzaga 104, Sac State 58
@Utah State 72, Weber State 61
@Idaho 77, Eastern Oregon 65
@Xavier 93, Northern Arizona 60
@No. Colorado 83, Black Hills State 62
@New Mexico 79, Idaho State 55
@Kansas State 98, Southern Utah 68
@UCLA 113, Montana State 78

Saturday, Nov. 15

@Northern Iowa 64, North Dakota 52
Portland State 76, @USC 68
@Colorado State 83, Montana 66

Sunday, Nov. 16

@Toledo 71, Northern Arizona 58
@Miami-Ohio 76, Southern Utah 63
@Wyoming 78, Northern Colorado 70
@Denver 54, Idaho State 38

Monday, Nov. 17

@Eastern Washington 75, Utah Valley 50
@Grand Canyon 61, Montana State 45
@Idaho 82, South Dakota State 77
Sacramento State 70, @UC Rierside 69
@Weber State 74, Presentation 49

Tuesday, Nov. 18

@North Dakota 76, Mayville State 39
@Portland State 84, Willamette 63
@Boise State 72, Montana 67, 2OT

Wednesday, Nov. 19

@E. Washington 95, Walla Walla 34
@CS Northridge 72, Montana State 65
@Sacramento State 74, Simpson 42
@New Mexico State 86, No. Colorado 65

Thursday, Nov. 20

@Northern Illinois 78, Idaho 67
@Northern Arizona 73, Fresno State 52

Friday, Nov. 21

@Washington State 80, Idaho State 68
@South Dakota St. 74, North Dakota 72
Illinois State 73, Weber State 64
Montana State at Buffalo Postponed

Saturday, Nov. 22

#22 SMU 77, Eastern Washington 68
Utah Valley 85, Southern Utah 75
¹ LSU 72, Weber State 58

Sunday, Nov. 23

@Kentucky 86 Montana State 28
@Ole Miss 80, Northern Arizona 74
@Montana 66, @Seattle 62

Monday, Nov. 24

¹ Weber State 59, @Nevada 56
@Portland St. 80, SIU-Edwardsville 87, OT
Eastern Washington 88, @Indiana 86
@No. Colorado 93, Colorado Christian 58

Tuesday, Nov. 25

@Sacramento State 97, Bristol 63
Boise State 86, @Idaho 75
@Middle Tenn. State 65, No. Arizona 53

Wednesday, Nov. 26

@E. Washington 81, No. Kentucky 60
E. Kentucky 73, @Southern Utah 64
Utah Valley 60, @Idaho State 57
@Montana 75, Carroll College 52
Portland State 63, @CS Northridge 55
²North Dakota 75, Alabama State 68

Friday, Nov. 28

@Montana State 104, Texas-Arlington 81
³@Northern Colorado 82, Stetson 62
²@Utah 90, North Dakota 53
⁴Northern Arizona 70, @Southern 63

Saturday, Nov. 29

²Texas PA 78, North Dakota 60
Northern Kentucky 79, @Idaho 74
⁴NC Central 40, Northern Arizona 36

Sunday, Nov. 30

Southern Utah 93, @ UT-San Antonio 92
³ @No. Colorado 95, Florida A&M 56
[^]@E. Washington 104, E. Oregon 87
@San Francisco 76, Montana 57
North Dakota St. 72, @ Montana State 51
@Oregon 81, Portland State 59

Monday, Dec. 1

@Weber State 62, Oral Roberts 61
@Sacramento State 65, Utah Valley 56

Tuesday, Dec. 2

@Idaho State 86, UM-Western 66

Wednesday, Dec. 3

@Montana St. 79, South Dakota Mines 41
Idaho 77, @Washington State 71
@Portland 83, Portland State 72
@Cal 78, Montana 76, 2 OT
Texas SA 88, @No. Arizona 83, OT

Thursday, Dec. 4

@Abilene Christian 72, Sac St. 61

Saturday, Dec. 6

North Dakota 63, @Drake 62
@Idaho 79, UC Davis 71
@UT-Arlington 63, Weber State 56
@UC Riverside 88, Portland State 62
@UC Irvine 74, Sacramento State 62
@Southern Utah 92, Saint Katherine 45
@Montana State 68, Utah Valley 60
Pacific 68, Idaho State 62
@Eastern Washington 87, @Seattle 75

Sunday, Dec. 7

@Colorado St. 66, Northern Colorado 58
@Montana 69, North Dakota State 57

Monday, Dec. 8

@Minnesota 92, North Dakota 56

Tuesday, Dec. 9

Idaho State 67, @Grand Canyon 51

Wednesday, Dec. 10

Davidson 110, @Montana 99

Thursday, Dec. 11

@Sacramento State 73, CS Fullerton 59
E. Washington 81, @San Francisco 76
@Western Illinois 78, Idaho 75

Saturday, Dec. 13

@Portland State 65, CS Bakersfield 59
@No. Arizona 71, Loyola Marymount 69
@Colorado 93, Northern Colorado 68
@South Dakota State 87, Idaho 85
@North Dakota St. 71, North Dakota 42
BYU 76, Weber State 60
@Idaho St. 69, Northwest Nazarene 57

Sunday, Dec. 14

@Wyoming 70, Montana State 61
@Boise State 79, Southern Utah 60
Portland 80, @Sacramento State 75
@#17 Washington 81, E. Washington 77
@Milwaukee 73, Montana 58

Tuesday, Dec. 16

@Sam Houston St. 76, E. Washington 52
Northern Arizona 73, @Saint Mary's 71

Wednesday, Dec. 17

@Nebraska-Omaha 92, No. Colorado 82

Thursday, Dec. 18

@San Francisco 77, Portland State 40
@Idaho 86, Walla Walla 39
South Dakota St 75, Idaho State 72, OT
@South Dakota 55, Montana State 53

Friday, Dec. 19

@North Dakota 78, Dickinson State 48
@Norfolk State 81, Northern Arizona 62
@Loyola Chicago 73, Southern Utah 57
@Cal 78, Eastern Washington 67
⁵@Utah State 69, Idaho State 56

Saturday, Dec. 20

⁵ CS Bakersfield 59, Idaho State 50
@Weber State 73, Utah Valley 61
@Portland 87, Montana State 60
@No. Colorado 69, Jacksonville State 60

Sunday, Dec. 21

South Dakota 67, @Montana 62
@Hampton 75, Northern Arizona 66
@Seattle 66, Sacramento State 47

Monday, Dec. 22

⁶Arkansas Pine Bluff 70, Southern Utah 61
@Northern Kentucky 81, Idaho 68
@Portland State 94, Walla Walla 52
@E. Washington 87, Lewis-Clark St. 81
@Oklahoma 85, Weber State 51
UC Davis 73, @Northern Colorado 63
@Marquette, 67, North Dakota 54

Tuesday, Dec. 23

Wyoming 61, @Montana State 51
⁶S. Utah 66, South Carolina State 56
@Utah Valley 51, Idaho State 47

Saturday, Dec. 27

@Weber State 109, Bristol 59
Sacramento State 74, @Utah Valley 49
@UNLV 79, Southern Utah 45

BIG SKY MEN'S BASKETBALL - NCAA TOURNAMENT

Sunday, Dec. 28

@Northern Arizona 71, SD Christian 45

Thursday, Jan. 1

*North Dakota 67, @Montana State 60
*@E. Washington 84, Weber State 78
*@Idaho 77, Idaho State 54
*@Sacramento State 78, No. Arizona 73
*@Portland State 71, Southern Utah 68
*@Montana 66, Northern Colorado 48

Saturday, Jan. 3

*@E. Washington 65, Idaho State 57
*No. Colorado 62, @Montana State 54
*@Montana 74, North Dakota 63
*@Idaho 86, Weber State 84
*@Sac State 90, Southern Utah 75
*No. Arizona 73, @Portland State 60

Thursday, Jan. 8

*Sacramento St. 63, @North Dakota 61
*@Weber State 68, Montana 60
*@Idaho State 70, Montana State 61
*@No. Colorado 90, Portland State 85

Saturday, Jan. 10

*@Northern Arizona 70, S. Utah 67
*Portland State 82, @North Dakota 75
*@Weber State 65, Montana State 62
*Eastern Washington 89, @Idaho 86
*@No. Colorado 84, Sacramento St 73
*Montana 90, @Idaho State 64

Tuesday, Jan. 13

@Montana 86, Montana Tech 44

Thursday, Jan. 15

*Weber State 74, @Northern Arizona 65
*@Sacramento State 79, Idaho 76
*E. Washington 92, @Portland State 85
*@Southern Utah 71, Idaho State 67

Saturday, Jan. 17

*No. Colorado 88, @North Dakota 78, OT
*@Northern Arizona 72, Idaho State 69
*@Southern Utah 70, Weber State 60
*@Montana 63, Montana State 48
*@Portland State 85, Idaho 73
*@Sacramento St. 90, E. Washington 77

Thursday, Jan. 22

*@E. Washington 95, No. Colorado 85
*North Dakota 71, @Idaho 63
*Portland State 69, @Weber State 63
*@Montana State 79, Southern Utah 65
*Sacramento State 62, @Idaho State 59
*@Montana 64, Northern Arizona 57

Saturday, Jan. 24

*@E. Washington 102, N. Dakota 80
*No. Arizona 71, @Montana State 64
*Sacramento St. 78, @Weber State 71
*@Idaho 83, Northern Colorado 79
*@Idaho State 80, Portland State 76
*@Montana 58, Southern Utah 56

Thursday, Jan. 29

*Weber State 67, @North Dakota 60
*@Sacramento State 75, Montana St. 59
*Montana 73, @Portland State 54
*@Northern Colorado 79, Idaho State 76

Saturday, Jan. 31¹

*@North Dakota 80, Idaho State 69
*@E. Washington 98, Idaho 95, OT
*@Northern Colorado 71, Weber State 57
*@Portland State 80, Montana State 62
*@Sacramento State 70, Montana 69
*No. Arizona 81, @Southern Utah 60

Thursday, Feb. 5

*@No. Arizona 65, No. Colorado 60
*North Dakota 89, @So. Utah 85, OT
*Idaho 80, @Montana State 71
*Eastern Washington 75, @Montana 69

Saturday, Feb. 7

*@No. Arizona 88, North Dakota 63
*@Sacramento State 64, Portland St. 60
*E. Washington 61, @Montana State 51
*Weber State 70, @Idaho State 56
*@Montana 70, Idaho 56
*No. Colorado 84, Southern Utah 80

Thursday, Feb. 12

*@E. Washington 64, Sac State 61
*Montana 65, @North Dakota 61
*Southern Utah 65, @Weber State 56
*Montana State 90, @No. Colorado 87
*@Idaho State 80, Northern Arizona 66
*@Idaho 87, Portland State 76

Saturday, Feb. 14

*Montana State 80, @North Dakota 78
*Portland State 68, @E. Washington 66
*Northern Arizona 61, @Weber State 54
*@Idaho 69, Sacramento State 58
*Southern Utah 71, @Idaho State 67
*Montana 83, @No. Colorado 81, 3 OT

Thursday, Feb. 19

*@Northern Arizona 72, Idaho 65
*@Portland State 80, North Dakota 70
*Weber State 74, @Montana State 71
*@Sacramento St. 66, No. Colorado 59
*E. Washington 78, @Southern Utah 75
*@Montana 88, Idaho State 77

Saturday, Feb. 21

*@No. Arizona 73, E. Washington 69
*@Montana State 67, Idaho State 53
*@Sacramento St. 74, North Dakota 66
*@Montana 74, Weber State 63
*@Southern Utah 79, Idaho 77, OT
*@Portland State 91, No. Colorado 75

Thursday, Feb. 26

*@E. Washington 92, Montana St. 68
*No. Arizona 85, @North Dakota 75
*@Idaho 92, Montana 87, 2 OT
*@No. Colorado 77, Southern Utah 67

Saturday, Feb. 28

*@Idaho 80, Montana State 73
*Montana 77, @Eastern Washington 76
*Southern Utah 71, @North Dakota 65
*Sacramento St. 73, @Portland State 60
*@Northern Colorado 76, No. Arizona 74
*@Weber State 61, Idaho State 57

Tuesday, March 3

Omaha 80, @North Dakota 78

Thursday, March 5

*@Weber State 74, Idaho 63
*@Southern Utah 69, Sac State 65
*@Northern Arizona 58, Portland St. 51
*E. Washington 85, @Idaho State 81

Saturday, March 7

*@Northern Arizona 70, Sac State 68
*@Northern Colorado 73, No. Dakota 71
*E. Washington 79, @Weber St. 71, OT
*Montana 70, @Montana State 54
*@Idaho State 67, Idaho 65
*Portland State 86, @S. Utah 73

*Big Sky Conference Game

TOURNAMENT KEY

- 1 - U.S. Virgin Island Paradise Jam
- 2 - Utah Tournament (Salt Lake City)
- 3 - Northern Colorado Tournament (Greeley, Colo.)
- 4 - Tournament in Fort Walton Beach, Fla.
- 5 - Utah State Tournament (Logan, Utah)
- 6 - Las Vegas Classic (Las Vegas, Nev.)



2015 Big Sky Championship March 12-14

At Missoula, Mont. Thursday, March 12 Quarterfinals

E. Washington 91, Idaho 83
Sacramento State 70, Portland State 60
No. Arizona 63, No. Colorado 57
Montana 76, Weber State 73, OT

Friday, March 13 Semifinals

E. Washington 91, Sacramento State 83
Montana 61, Northern Arizona 59

Saturday, March 14 (Championship)

E. Washington 69, Montana 65

**2014-15 Big Sky Conference
CONFERENCE BASKETBALL STATISTICS
Through games of Mar 15, 2015 (All games)**

SCORING OFFENSE	G	W-L	Pts	Avg/G
1. Eastern Washington	34	26-8	2746	80.8
2. Idaho	30	13-17	2301	76.7
3. Northern Colorado	30	15-15	2242	74.7
4. Portland State	29	15-14	2083	71.8
5. Montana	32	20-12	2283	71.3
6. Sacramento State	31	20-11	2196	70.8
7. Southern Utah	29	10-19	2011	69.3
8. Northern Arizona	33	19-14	2246	68.1
9. North Dakota	30	8-22	2032	67.7
10. Weber State	30	13-17	2010	67.0
11. Idaho State	30	7-23	1937	64.6
12. Montana State	30	7-23	1917	63.9

SCORING DEFENSE	G	Pts	Avg/G
1. Montana	32	2138	66.8
2. Northern Arizona	33	2208	66.9
3. Sacramento State	31	2106	67.9
4. Weber State	30	2041	68.0
5. Idaho State	30	2075	69.2
6. Montana State	30	2152	71.7
7. Portland State	29	2098	72.3
8. North Dakota	30	2201	73.4
9. Northern Colorado	30	2203	73.4
10. Eastern Washington	34	2504	73.6
11. Southern Utah	29	2146	74.0
12. Idaho	30	2269	75.6

SCORING MARGIN	G	Offense	Defense	Margin
1. Eastern Washington	34	80.8	73.6	+7.1
2. Montana	32	71.3	66.8	+4.5
3. Sacramento State	31	70.8	67.9	+2.9
4. Northern Colorado	30	74.7	73.4	+1.3
5. Northern Arizona	33	68.1	66.9	+1.2
6. Idaho	30	76.7	75.6	+1.1
7. Portland State	29	71.8	72.3	-0.5
8. Weber State	30	67.0	68.0	-1.0
9. Idaho State	30	64.6	69.2	-4.6
10. Southern Utah	29	69.3	74.0	-4.7
11. North Dakota	30	67.7	73.4	-5.6
12. Montana State	30	63.9	71.7	-7.8

FREE THROW PCT	G	FTM	FTA	Pct.
1. Weber State	30	511	683	.748
2. Northern Arizona	33	515	692	.744
3. Portland State	29	444	598	.742
4. Sacramento State	31	425	578	.735
5. Eastern Washington	34	509	704	.723
6. Montana State	30	347	482	.720
7. Montana	32	412	574	.718
8. Northern Colorado	30	430	602	.714
9. Idaho	30	455	642	.709
10. North Dakota	30	426	628	.678
11. Southern Utah	29	401	599	.669
12. Idaho State	30	391	601	.651

FIELD GOAL PERCENTAGE	G	FGM	FGA	Pct.
1. Sacramento State	31	788	1621	.486
2. Eastern Washington	34	951	1981	.480
3. Northern Colorado	30	804	1691	.475
4. Idaho	30	805	1726	.466
5. Montana	32	805	1729	.466
6. Southern Utah	29	700	1537	.455
7. Idaho State	30	699	1589	.440
8. Portland State	29	723	1645	.440
9. North Dakota	30	713	1636	.436
10. Weber State	30	641	1518	.422
11. Northern Arizona	33	751	1856	.405
12. Montana State	30	662	1665	.398

FIELD GOAL PCT DEFENSE	G	FGM	FGA	Pct.
1. Montana	32	705	1635	.431
2. Northern Arizona	33	760	1747	.435
3. Idaho State	30	704	1614	.436
4. Weber State	30	753	1680	.448
5. Eastern Washington	34	876	1953	.449
6. Idaho	30	764	1700	.449
7. Southern Utah	29	709	1568	.452
8. Portland State	29	754	1656	.455
9. Montana State	30	735	1588	.463
10. Sacramento State	31	760	1636	.465
11. North Dakota	30	765	1645	.465
12. Northern Colorado	30	753	1584	.475

3-POINT FG PCT	G	3FGM	3FGA	Pct.
1. Idaho	30	236	572	.413
2. Sacramento State	31	195	478	.408
3. Eastern Washington	34	335	832	.403
4. Southern Utah	29	210	537	.391
5. Northern Colorado	30	204	535	.381
6. Portland State	29	193	507	.381
7. Montana	32	261	702	.372
8. Montana State	30	246	687	.358
9. Weber State	30	217	607	.357
10. Northern Arizona	33	229	646	.354
11. Idaho State	30	148	420	.352
12. North Dakota	30	180	543	.331

3-POINT FG PCT DEFENSE	G	3FGM	3FGA	Pct.
1. Northern Arizona	33	192	584	.329
2. Sacramento State	31	212	613	.346
3. Idaho	30	265	751	.353
4. Montana	32	221	620	.356
5. Weber State	30	167	467	.358
6. Idaho State	30	252	686	.367
7. Southern Utah	29	177	479	.370
8. North Dakota	30	187	492	.380
9. Portland State	29	215	561	.383
10. Eastern Washington	34	268	697	.385
11. Montana State	30	181	468	.387
12. Northern Colorado	30	244	619	.394

**2014-15 Big Sky Conference
CONFERENCE BASKETBALL STATISTICS
Through games of Mar 15, 2015 (All games)**

REBOUNDING OFFENSE	G	Rebounds	Avg/G
1. Northern Arizona	33	1244	37.7
2. Idaho	30	1086	36.2
3. Eastern Washington	34	1155	34.0
4. Montana State	30	1009	33.6
5. Weber State	30	997	33.2
6. Northern Colorado	30	978	32.6
7. Portland State	29	942	32.5
8. Idaho State	30	972	32.4
9. Montana	32	1027	32.1
10. North Dakota	30	961	32.0
11. Southern Utah	29	920	31.7
12. Sacramento State	31	918	29.6

REBOUNDING DEFENSE	G	Rebounds	Avg/G
1. Sacramento State	31	976	31.5
2. Montana	32	1018	31.8
3. Idaho	30	966	32.2
4. Northern Arizona	33	1065	32.3
5. Weber State	30	994	33.1
6. Northern Colorado	30	997	33.2
7. Eastern Washington	34	1149	33.8
8. Idaho State	30	1025	34.2
9. Southern Utah	29	1002	34.6
10. Montana State	30	1037	34.6
11. North Dakota	30	1068	35.6
12. Portland State	29	1034	35.7

REBOUNDING MARGIN	G	Team	Avg.	Opp.	Avg. Margin
1. Northern Arizona	33	1244	37.7	1065	32.3 +5.4
2. Idaho	30	1086	36.2	966	32.2 +4.0
3. Montana	32	1027	32.1	1018	31.8 +0.3
4. Eastern Washington	34	1155	34.0	1149	33.8 +0.2
5. Weber State	30	997	33.2	994	33.1 +0.1
6. Northern Colorado	30	978	32.6	997	33.2 -0.6
7. Montana State	30	1009	33.6	1037	34.6 -0.9
8. Idaho State	30	972	32.4	1025	34.2 -1.8
9. Sacramento State	31	918	29.6	976	31.5 -1.9
10. Southern Utah	29	920	31.7	1002	34.6 -2.8
11. Portland State	29	942	32.5	1034	35.7 -3.2
12. North Dakota	30	961	32.0	1068	35.6 -3.6

BLOCKED SHOTS	G	No.	Avg/G
1. Eastern Washington	34	165	4.9
2. Portland State	29	117	4.0
3. Weber State	30	120	4.0
4. Northern Arizona	33	128	3.9
5. Southern Utah	29	108	3.7
6. North Dakota	30	94	3.1
7. Montana State	30	91	3.0
8. Montana	32	84	2.6
9. Idaho State	30	77	2.6
10. Sacramento State	31	73	2.4
11. Northern Colorado	30	59	2.0
12. Idaho	30	57	1.9

ASSISTS	G	No.	Avg/G
1. Sacramento State	31	443	14.3
2. Montana	32	448	14.0
3. Idaho	30	405	13.5
4. Eastern Washington	34	448	13.2
5. Portland State	29	381	13.1
6. Northern Colorado	30	370	12.3
7. Northern Arizona	33	400	12.1
8. Weber State	30	358	11.9
9. Southern Utah	29	344	11.9
10. North Dakota	30	353	11.8
11. Montana State	30	349	11.6
12. Idaho State	30	337	11.2

STEALS	G	No.	Avg/G
1. Sacramento State	31	223	7.2
2. Idaho State	30	207	6.9
3. Montana	32	215	6.7
4. Northern Colorado	30	196	6.5
5. Eastern Washington	34	216	6.4
6. Portland State	29	183	6.3
7. North Dakota	30	189	6.3
8. Weber State	30	158	5.3
9. Southern Utah	29	144	5.0
10. Northern Arizona	33	158	4.8
11. Idaho	30	140	4.7
12. Montana State	30	132	4.4

TURNOVER MARGIN	G	Team	Avg.	Opp.	Avg. Margin
1. Northern Colorado	30	313	10.4	400	13.3 +2.9
2. Sacramento State	31	339	10.9	395	12.7 +1.8
3. Montana	32	381	11.9	430	13.4 +1.5
4. Eastern Washington	34	367	10.8	417	12.3 +1.5
5. Portland State	29	324	11.2	359	12.4 +1.2
6. North Dakota	30	373	12.4	400	13.3 +0.9
7. Idaho State	30	355	11.8	365	12.2 +0.3
8. Northern Arizona	33	394	11.9	374	11.3 -0.6
9. Idaho	30	360	12.0	326	10.9 -1.1
10. Montana State	30	411	13.7	347	11.6 -2.1
11. Weber State	30	402	13.4	334	11.1 -2.3
12. Southern Utah	29	393	13.6	322	11.1 -2.4

ASSIST/TURNOVER RATIO	G	Ast.	Avg.	T/O	Avg.	Ratio
1. Sacramento State	31	443	14.3	339	10.9	1.3
2. Eastern Washington	34	448	13.2	367	10.8	1.2
3. Northern Colorado	30	370	12.3	313	10.4	1.2
4. Portland State	29	381	13.1	324	11.2	1.2
5. Montana	32	448	14.0	381	11.9	1.2
6. Idaho	30	405	13.5	360	12.0	1.1
7. Northern Arizona	33	400	12.1	394	11.9	1.0
8. Idaho State	30	337	11.2	355	11.8	0.9
9. North Dakota	30	353	11.8	373	12.4	0.9
10. Weber State	30	358	11.9	402	13.4	0.9
11. Southern Utah	29	344	11.9	393	13.6	0.9
12. Montana State	30	349	11.6	411	13.7	0.8

**2014-15 Big Sky Conference
CONFERENCE BASKETBALL STATISTICS
Through games of Mar 15, 2015 (All games)**

OFFENSIVE REBOUNDS	G	No.	Avg/G
1. Northern Arizona	33	424	12.8
2. Northern Colorado	30	342	11.4
3. Montana State	30	317	10.6
4. Idaho	30	312	10.4
5. Idaho State	30	302	10.1
6. Eastern Washington	34	341	10.0
7. Portland State	29	283	9.8
8. Weber State	30	283	9.4
9. Montana	32	288	9.0
10. North Dakota	30	260	8.7
11. Sacramento State	31	261	8.4
12. Southern Utah	29	218	7.5

DEFENSIVE REBOUNDS	G	No.	Avg/G
1. Idaho	30	774	25.8
2. Northern Arizona	33	820	24.8
3. Southern Utah	29	702	24.2
4. Eastern Washington	34	814	23.9
5. Weber State	30	714	23.8
6. North Dakota	30	701	23.4
7. Montana	32	739	23.1
8. Montana State	30	692	23.1
9. Portland State	29	659	22.7
10. Idaho State	30	670	22.3
11. Northern Colorado	30	636	21.2
12. Sacramento State	31	657	21.2

DEFENSIVE REB PCT.	G	D-Reb	Opp. OR	D-Reb%
1. Northern Arizona	33	820	289	.739
2. Idaho	30	774	277	.736
3. Montana State	30	692	273	.717
4. Montana	32	739	294	.715
5. Southern Utah	29	702	284	.712
6. North Dakota	30	701	289	.708
7. Weber State	30	714	304	.701
8. Eastern Washington	34	814	353	.698
9. Sacramento State	31	657	309	.680
10. Idaho State	30	670	316	.680
11. Portland State	29	659	311	.679
12. Northern Colorado	30	636	331	.658

OFFENSIVE REB PCT.	G	O-Reb	Opp. DR	O-Reb%
1. Northern Arizona	33	424	776	.353
2. Northern Colorado	30	342	666	.339
3. Idaho	30	312	689	.312
4. Eastern Washington	34	341	796	.300
5. Idaho State	30	302	709	.299
6. Montana State	30	317	764	.293
7. Weber State	30	283	690	.291
8. Montana	32	288	724	.285
9. Portland State	29	283	723	.281
10. Sacramento State	31	261	667	.281
11. North Dakota	30	260	779	.250
12. Southern Utah	29	218	718	.233

3-POINT FG MADE	G	No.	Avg/G
1. Eastern Washington	34	335	9.9
2. Montana State	30	246	8.2
3. Montana	32	261	8.2
4. Idaho	30	236	7.9
5. Southern Utah	29	210	7.2
6. Weber State	30	217	7.2
7. Northern Arizona	33	229	6.9
8. Northern Colorado	30	204	6.8
9. Portland State	29	193	6.7
10. Sacramento State	31	195	6.3
11. North Dakota	30	180	6.0
12. Idaho State	30	148	4.9

**2014-15 Big Sky Conference
CONFERENCE BASKETBALL STATISTICS
Through games of Mar 15, 2015 (All games)**

Team	Conference	Pct.	PF	PA	Overall	Pct.	PF	PA	Current unbeaten streak
Eastern Washington	14-4	.778	80.4	75.0	26-8	.765	80.8	73.6	Eastern Washington -- 5
Montana	14-4	.778	72.2	64.6	20-12	.625	71.3	66.8	Idaho State -- 1
Sacramento State	13-5	.722	71.5	67.8	20-11	.645	70.8	67.9	
Northern Arizona	13-5	.722	70.8	66.5	19-14	.576	68.1	66.9	
Northern Colorado	10-8	.556	75.4	75.2	15-15	.500	74.7	73.4	
Portland State	9-9	.500	73.3	73.1	15-14	.517	71.8	72.3	
Idaho	8-10	.444	76.3	75.9	13-17	.433	76.7	75.6	
Weber State	8-10	.444	67.2	68.8	13-17	.433	67.0	68.0	
Southern Utah	7-11	.389	70.4	73.3	10-19	.345	69.3	74.0	
North Dakota	4-14	.222	70.7	76.0	8-22	.267	67.7	73.4	
Idaho State	4-14	.222	67.2	72.6	7-23	.233	64.6	69.2	
Montana State	4-14	.222	65.2	71.8	7-23	.233	63.9	71.7	

TEAM SUMMARIES	G	PF-PA	Avg score	Margin	FG-FGA	Pct.	3FG-FGA	Pct.	FT-FTA	Pct.	RebF	RebA	Margin
Eastern Washington	34	2746-2504	80.8-73.6	+7.1	951-1981	.480	335-832	.403	509-704	.723	1155	1149	+0.2
Idaho	30	2301-2269	76.7-75.6	+1.1	805-1726	.466	236-572	.413	455-642	.709	1086	966	+4.0
Idaho State	30	1937-2075	64.6-69.2	-4.6	699-1589	.440	148-420	.352	391-601	.651	972	1025	-1.8
Montana	32	2283-2138	71.3-66.8	+4.5	805-1729	.466	261-702	.372	412-574	.718	1027	1018	+0.3
Montana State	30	1917-2152	63.9-71.7	-7.8	662-1665	.398	246-687	.358	347-482	.720	1009	1037	-0.9
North Dakota	30	2032-2201	67.7-73.4	-5.6	713-1636	.436	180-543	.331	426-628	.678	961	1068	-3.6
Northern Arizona	33	2246-2208	68.1-66.9	+1.2	751-1856	.405	229-646	.354	515-692	.744	1244	1065	+5.4
Northern Colorado	30	2242-2203	74.7-73.4	+1.3	804-1691	.475	204-535	.381	430-602	.714	978	997	-0.6
Portland State	29	2083-2098	71.8-72.3	-0.5	723-1645	.440	193-507	.381	444-598	.742	942	1034	-3.2
Sacramento State	31	2196-2106	70.8-67.9	+2.9	788-1621	.486	195-478	.408	425-578	.735	918	976	-1.9
Southern Utah	29	2011-2146	69.3-74.0	-4.7	700-1537	.455	210-537	.391	401-599	.669	920	1002	-2.8
Weber State	30	2010-2041	67.0-68.0	-1.0	641-1518	.422	217-607	.357	511-683	.748	997	994	+0.1

ATTENDANCE	Home	Average	Away	Average	Neutral	Average	Total	Average
Eastern Washington	15-28867	1924	17-64248	3779	2-0	0	34-93115	2739
Idaho	14-16199	1157	14-29352	2097	2-5672	2836	30-51223	1707
Idaho State	13-20059	1543	15-52556	3504	2-0	0	30-72615	2420
Montana	17-64532	3796	15-42238	2816	0-0	0	32-106770	3337
Montana State	14-23310	1665	16-67352	4210	0-0	0	30-90662	3022
North Dakota	12-20394	1700	16-62934	3933	2-57	28	30-83385	2780
Northern Arizona	14-18399	1314	17-52976	3116	2-545	272	33-71920	2179
Northern Colorado	15-20160	1344	15-39337	2622	0-0	0	30-59497	1983
Portland State	13-9513	732	15-30354	2024	1-2239	2239	29-42106	1452
Sacramento State	14-11407	815	15-35445	2363	2-2239	1120	31-49091	1584
Southern Utah	12-18233	1519	15-52557	3504	2-0	0	29-70790	2441
Weber State	14-95601	6829	13-45017	3463	3-3878	1293	30-144496	4817
Totals	167-346674	2076	183-574366	3139	18-14630	813	368-935670	2543

**2014-15 Big Sky Conference
INDIVIDUAL BASKETBALL STATISTICS
Through games of Mar 15, 2015 (All games)**

To be ranked, a player must appear in at least 75.0% of their team's games.

SCORING								REBOUNDING							
	Cl	G	FG	3FG	FT	Pts	Avg/G	Cl	G	Off	Def	Total	Avg/G		
1. HARVEY, Tyler-EWU	Jr	31	221	122	147	711	22.9	1. BOLOMBOY, Joel-WSU	Jr	30	107	199	306	10.2	
2. McKINNEY, Mikh-SAC	Sr	30	207	61	104	579	19.3	2. SOLARIN, Jeffrey-ISU	Sr	30	110	158	268	8.9	
3. HANSEN, Chris-ISU	Sr	30	157	80	138	532	17.7	3. JOIS, Venky-EWU	Jr	30	79	151	230	7.7	
4. GREGORY, Jordan-UM	Sr	32	170	82	120	542	16.9	4. LEE, Dominique-NC	Sr	30	82	140	222	7.4	
5. BREUNIG, Martin-UM	Jr	31	209	2	102	522	16.8	5. BREUNIG, Martin-UM	Jr	31	83	146	229	7.4	
6. JOIS, Venky-EWU	Jr	30	202	3	92	499	16.6	6. BRANDON, Drew-EWU	Sr	33	67	167	234	7.1	
7. SENGLIN, Jeremy-WSU	So	24	115	45	119	394	16.4	7. NORMAN, Eric-MSU	Sr	30	52	159	211	7.0	
8. HILL, Connor-UI	Sr	30	164	108	55	491	16.4	8. MARTIN, Jordyn-NAU	Jr	31	98	120	218	7.0	
9. WIGGINS, DaShaun-PSU	Sr	29	133	59	129	454	15.7	9. BAMBA, Tiegbe-PSU	Sr	27	52	131	183	6.8	
10. DISON, Michael-MSU	Sr	30	150	59	71	430	14.3	10. SECK, Bira-UI	Sr	30	61	140	201	6.7	
11. UPSHUR, Quinton-NAU	Sr	33	149	72	100	470	14.2	11. NASH, Jaron-UND	Sr	29	45	138	183	6.3	
12. YANKU, Kris-NAU	So	32	114	17	203	448	14.0	12. TUCKER, Braxton-PSU	So	23	53	69	122	5.3	
SCOTT, Mike-UI	Sr	30	147	53	73	420	14.0	13. HORNSBY, Nick-SAC	So	31	44	119	163	5.3	
14. GARRITY, Dylan-SAC	Sr	31	136	75	78	425	13.7	14. DEMPS, Cody-SAC	Jr	31	42	117	159	5.1	
15. SVIHOVEC, Tevin-NC	Sr	30	143	21	97	404	13.5	15. HILL, Kyndahl-WSU	So	30	38	114	152	5.1	
16. BOLOMBOY, Joel-WSU	Jr	30	131	15	122	399	13.3	16. BEWERNICK, Gaellan-NAU	Sr	32	37	120	157	4.9	
17. COLBERT, Marcus-MSU	Jr	30	128	50	86	392	13.1	17. MKRTYCHYAN, Arkadiy-UI	Fr	30	51	94	145	4.8	
18. MICHAEL, Cameron-NC	So	29	128	66	52	374	12.9	18. KRSLOVIC, Fabijan-UM	Fr	32	56	98	154	4.8	
19. HOOKER, Quinton-UND	So	30	133	25	94	385	12.8	19. EZENWA, Nnamdi-ISU	Sr	30	36	105	141	4.7	
20. DIXON, Aaseem-NAU	Sr	32	133	77	66	409	12.8	20. YANKU, Kris-NAU	So	32	21	128	149	4.7	
21. SOLARIN, Jeffrey-ISU	Sr	30	167	0	44	378	12.6								
22. NASH, Jaron-UND	Sr	29	139	11	71	360	12.4								
23. WINSTON, Gary-PSU	Sr	28	116	53	54	339	12.1								
24. HESS, A.J.-SUU	Jr	29	106	57	69	338	11.7								
25. BAMBA, Tiegbe-PSU	Sr	27	111	14	77	313	11.6								
26. TUCKER, Braxton-PSU	So	23	109	1	45	264	11.5								
27. WIGGS, Sekou-UI	So	30	115	8	106	344	11.5								
28. TYLER, Estan-UND	Jr	27	91	38	77	297	11.0								
29. HUSKISSON, Tim-NC	Sr	29	109	20	73	311	10.7								
30. LEE, Dominique-NC	Sr	30	118	7	66	309	10.3								

FIELD GOAL PCT						ASSISTS				
	Cl	G	FGM	FGA	Pct.	Cl	G	No.	Avg/G	
1. OLIVERSON, Casey-SUU	Jr	29	98	160	.613	1. SCOTT, Mike-UI	Sr	30	160	5.3
2. JOIS, Venky-EWU	Jr	30	202	332	.608	2. YANKU, Kris-NAU	So	32	160	5.0
3. LEE, Dominique-NC	Sr	30	118	196	.602	3. McKINNEY, Mikh-SAC	Sr	30	149	5.0
4. BLIZNYUK, Bogdan-EWU	Fr	34	109	184	.592	4. BRANDON, Drew-EWU	Sr	33	159	4.8
5. BREUNIG, Martin-UM	Jr	31	209	354	.590	5. COLBERT, Marcus-MSU	Jr	30	140	4.7
6. HUSKISSON, Tim-NC	Sr	29	109	189	.577	6. HOOKER, Quinton-UND	So	30	127	4.2
7. SOLARIN, Jeffrey-ISU	Sr	30	167	301	.555	7. DUNN, Mario-UM	So	32	122	3.8
8. BAMBA, Tiegbe-PSU	Sr	27	111	202	.550	8. WINSTON, Gary-PSU	Sr	28	104	3.7
9. SECK, Bira-UI	Sr	30	97	184	.527	9. WILSON, Ben-ISU	Jr	30	107	3.6
10. McKINNEY, Mikh-SAC	Sr	30	207	403	.514	10. SENGLIN, Jeremy-WSU	So	24	84	3.5
11. TUCKER, Braxton-PSU	So	23	109	218	.500	11. DEMPS, Cody-SAC	Jr	31	104	3.4
12. DUNN, Mario-UM	So	32	103	207	.498	12. GREGORY, Jordan-UM	Sr	32	102	3.2
13. DEMPS, Cody-SAC	Jr	31	101	203	.498	13. GITTENS, Richaud-WSU	So	30	85	2.8
14. NASH, Jaron-UND	Sr	29	139	286	.486	14. SVIHOVEC, Tevin-NC	Sr	30	84	2.8
15. KALUNA, Ako-NAU	So	33	115	239	.481	15. DOUGLAS, Tim-PSU	Sr	29	80	2.8

**2014-15 Big Sky Conference
INDIVIDUAL BASKETBALL STATISTICS
Through games of Mar 15, 2015 (All games)**

FREE THROW PCT					
	Cl	G	FTM	FTA	Pct.
1. HARVEY, Tyler-EWU	Jr	31	147	173	.850
2. HESS, A.J.-SUU	Jr	29	69	82	.841
3. HANSEN, Chris-ISU	Sr	30	138	165	.836
4. GARRITY, Dylan-SAC	Sr	31	78	94	.830
5. TYLER, Estan-UND	Jr	27	77	94	.819
6. DEMPS, Cody-SAC	Jr	31	95	116	.819
7. BRANDON, Drew-EWU	Sr	33	81	100	.810
8. YANKU, Kris-NAU	So	32	203	255	.796
9. GREGORY, Jordan-UM	Sr	32	120	151	.795
10. McKINNEY, Mikh-SAC	Sr	30	104	131	.794
11. SENGLIN, Jeremy-WSU	So	24	119	152	.783
12. GITTENS, Richaud-WSU	So	30	73	94	.777
13. HILL, Kyndahl-WSU	So	30	70	91	.769
14. SCOTT, Mike-UI	Sr	30	73	95	.768
15. DIXON, Aaseem-NAU	Sr	32	66	86	.767

STEALS				
	Cl	G	No.	Avg/G
1. McKINNEY, Mikh-SAC	Sr	30	77	2.6
2. BRANDON, Drew-EWU	Sr	33	59	1.8
3. DUNN, Mario-UM	So	32	57	1.8
4. WIGGINS, DaShaun-PSU	Sr	29	44	1.5
5. HOOKER, Quinton-UND	So	30	44	1.5
6. HORNSBY, Nick-SAC	So	31	43	1.4
7. HANSEN, Chris-ISU	Sr	30	39	1.3
8. SCOTT, Mike-UI	Sr	30	38	1.3
9. JOIS, Venky-EWU	Jr	30	37	1.2
10. BAMBA, Tiegbe-PSU	Sr	27	33	1.2
11. LEE, Dominique-NC	Sr	30	36	1.2
EZENWA, Nnamdi-ISU	Sr	30	36	1.2
LUZCANDO, Geno-ISU	Fr	30	36	1.2
14. YANKU, Kris-NAU	So	32	38	1.2
15. DE ROUEN, Terrel-UND	Jr	29	34	1.2

3-POINT FG PCT					
	Cl	G	3FG	FGA	Pct.
1. MCGEE, James-SUU	Fr	27	61	120	.508
2. KALUNA, Ako-NAU	So	33	34	75	.453
3. HILL, Connor-UI	Sr	30	108	240	.450
4. EZENWA, Nnamdi-ISU	Sr	30	33	74	.446
5. KELLY, Parker-EWU	Sr	33	64	145	.441
6. McKINNEY, Mikh-SAC	Sr	30	61	139	.439
7. WIGGINS, DaShaun-PSU	Sr	29	59	135	.437
8. CALLANDRET, Perrion-UI	So	30	38	87	.437
9. HARVEY, Tyler-EWU	Jr	31	122	285	.428
10. WINSTON, Gary-PSU	Sr	28	53	124	.427
11. GITTENS, Richaud-WSU	So	30	39	92	.424
12. COLBERT, Marcus-MSU	Jr	30	50	118	.424
13. VON HOFE, Felix-EWU	So	32	41	97	.423
14. GFELLER, Brandon-UM	So	32	77	186	.414
15. HESS, A.J.-SUU	Jr	29	57	138	.413

3-POINT FG MADE				
	Cl	G	3FG	Avg/G
1. HARVEY, Tyler-EWU	Jr	31	122	3.9
2. HILL, Connor-UI	Sr	30	108	3.6
3. HANSEN, Chris-ISU	Sr	30	80	2.7
4. GREGORY, Jordan-UM	Sr	32	82	2.6
5. GARRITY, Dylan-SAC	Sr	31	75	2.4
6. GFELLER, Brandon-UM	So	32	77	2.4
DIXON, Aaseem-NAU	Sr	32	77	2.4
8. MICHAEL, Cameron-NC	So	29	66	2.3
9. MCGEE, James-SUU	Fr	27	61	2.3
10. UPSHUR, Quinton-NAU	Sr	33	72	2.2
11. GOLDEN, Chris-WSU	Jr	30	63	2.1
12. WIGGINS, DaShaun-PSU	Sr	29	59	2.0
13. McKINNEY, Mikh-SAC	Sr	30	61	2.0
14. HOLM, Stephan-MSU	So	25	50	2.0
15. DISON, Michael-MSU	Sr	30	59	2.0

BLOCKED SHOTS				
	Cl	G	No.	Avg/G
1. SPICKERMAN, Collin-PSU	Jr	29	72	2.5
2. JOIS, Venky-EWU	Jr	30	67	2.2
3. SPRINGS, Len-NAU	Sr	33	57	1.7
4. BOLOMBOY, Joel-WSU	Jr	30	51	1.7
5. NORMAN, Eric-MSU	Sr	30	50	1.7
6. RAWSON, Tyler-SUU	Fr	29	35	1.2
7. UPSHUR, Quinton-NAU	Sr	33	37	1.1
8. STUTEVILLE, Eric-SAC	So	31	31	1.0
9. SOLARIN, Jeffrey-ISU	Sr	30	27	0.9
LEE, Dominique-NC	Sr	30	27	0.9
11. BREUNIG, Martin-UM	Jr	31	27	0.9
12. HAJEK, James-WSU	Sr	30	24	0.8
HILL, Kyndahl-WSU	So	30	24	0.8
14. MILJKOVIC, Ognjen-EWU	So	33	22	0.7
MAGOT, Ajak-ISU	Sr	30	20	0.7

ASSIST/TURNOVER RATIO					
	Cl	G	Ast.	T/O	Ratio
1. SCOTT, Mike-UI	Sr	30	160	48	3.3
2. BRANDON, Drew-EWU	Sr	33	159	62	2.6
3. McKINNEY, Mikh-SAC	Sr	30	149	62	2.4
4. HOOKER, Quinton-UND	So	30	127	67	1.9
5. WILSON, Ben-ISU	Jr	30	107	61	1.8
6. DEMPS, Cody-SAC	Jr	31	104	60	1.7
7. WINSTON, Gary-PSU	Sr	28	104	63	1.7
8. YANKU, Kris-NAU	So	32	160	97	1.6
9. DUNN, Mario-UM	So	32	122	81	1.5
10. COLBERT, Marcus-MSU	Jr	30	140	93	1.5
11. GREGORY, Jordan-UM	Sr	32	102	69	1.5
12. SENGLIN, Jeremy-WSU	So	24	84	63	1.3

**2014-15 Big Sky Conference
INDIVIDUAL BASKETBALL STATISTICS
Through games of Mar 15, 2015 (All games)**

OFFENSIVE REBOUNDS	Cl	G	No.	Avg/G
1. SOLARIN, Jeffrey-ISU	Sr	30	110	3.7
2. BOLOMBOY, Joel-WSU	Jr	30	107	3.6
3. MARTIN, Jordyn-NAU	Jr	31	98	3.2
4. LEE, Dominique-NC	Sr	30	82	2.7
5. BREUNIG, Martin-UM	Jr	31	83	2.7
6. JOIS, Venky-EWU	Jr	30	79	2.6
7. TUCKER, Braxton-PSU	So	23	53	2.3
8. SPRINGS, Len-NAU	Sr	33	69	2.1
9. SECK, Bira-UI	Sr	30	61	2.0
10. BRANDON, Drew-EWU	Sr	33	67	2.0
11. BAMBA, Tiegbe-PSU	Sr	27	52	1.9
12. SPICKERMAN, Collin-PSU	Jr	29	51	1.8
13. KRSLOVIC, Fabijan-UM	Fr	32	56	1.8
14. NORMAN, Eric-MSU	Sr	30	52	1.7
15. HUSKISSON, Tim-NC	Sr	29	50	1.7

DEFENSIVE REBOUNDS	Cl	G	No.	Avg/G
1. BOLOMBOY, Joel-WSU	Jr	30	199	6.6
2. NORMAN, Eric-MSU	Sr	30	159	5.3
3. SOLARIN, Jeffrey-ISU	Sr	30	158	5.3
4. BRANDON, Drew-EWU	Sr	33	167	5.1
5. JOIS, Venky-EWU	Jr	30	151	5.0
6. BAMBA, Tiegbe-PSU	Sr	27	131	4.9
7. NASH, Jaron-UND	Sr	29	138	4.8
8. BREUNIG, Martin-UM	Jr	31	146	4.7
9. LEE, Dominique-NC	Sr	30	140	4.7
SECK, Bira-UI	Sr	30	140	4.7
11. YANKU, Kris-NAU	So	32	128	4.0
12. MARTIN, Jordyn-NAU	Jr	31	120	3.9
13. HORNSBY, Nick-SAC	So	31	119	3.8
14. HILL, Kyndahl-WSU	So	30	114	3.8
15. DEMPS, Cody-SAC	Jr	31	117	3.8

MINUTES PLAYED	Cl	G	No.	Avg/G
1. McKINNEY, Mikh-SAC	Sr	30	1111	37.0
2. HARVEY, Tyler-EWU	Jr	31	1142	36.8
3. GREGORY, Jordan-UM	Sr	32	1150	35.9
4. SENGLIN, Jeremy-WSU	So	24	845	35.2
5. WILSON, Ben-ISU	Jr	30	1040	34.7
6. HOOKER, Quinton-UND	So	30	1030	34.3
7. DIXON, Aaseem-NAU	Sr	32	1096	34.2
8. BRANDON, Drew-EWU	Sr	33	1099	33.3
9. HANSEN, Chris-ISU	Sr	30	998	33.3
10. DEMPS, Cody-SAC	Jr	31	1031	33.3

**2014-15 Big Sky Conference
Conference Individual Highs
Through games of Mar 16, 2015 (All games)**

INDIVIDUAL PLAYER GAME HIGHS

Points	42		HARVEY, Tyler (Eastern Washington) vs Idaho (3/12/15)
	39		HARVEY, Tyler (Eastern Washington) vs Weber State (1/1/15)
Field goals made	15		JOIS, Venky (Eastern Washington) vs Eastern Oregon (11/30/14)
	14		BREUNIG, Martin (Montana) at Weber State (01/08/15)
Field goal attempts	23		DIXON, Aaseem (Northern Arizona) vs Texas San Antonio (12/03/14)
	23		HARVEY, Tyler (Eastern Washington) at Weber State (03/07/15)
Field goal percentage	1.000	(8-8)	HORNSBY, Nick (Sacramento State) vs Utah Valley (12/1/14)
	.909	(10-11)	LEE, Dominique (Northern Colorado) vs Southern Utah (2/26/15)
3-Pt FG made	9		DIXON, Aaseem (Northern Arizona) vs Texas San Antonio (12/03/14)
	8		HARVEY, Tyler (Eastern Washington) vs Lewis-Clark State (12/22/14)
	8		HILL, Connor (Idaho) vs Idaho State (01/01/15)
	8		HILL, Connor (Idaho) vs Portland State (2/12/15)
	8		HARVEY, Tyler (Eastern Washington) vs Idaho (3/12/15)
3-Pt FG attempts	19		DIXON, Aaseem (Northern Arizona) vs Texas San Antonio (12/03/14)
	15		GFELLER, Brandon (Montana) at Northern Colorado (2/14/15)
	15		HILL, Connor (Idaho) at Idaho State (3/7/2015)
3-Pt percentage	1.000	(5-5)	GITTENS, Richaud (Weber State) vs Bristol (12/27/14)
	.889	(8-9)	HILL, Connor (Idaho) vs Portland State (2/12/15)
Free throws made	17		HANSEN, Chris (Idaho State) vs Montana State (1/8/2015)
	16		YANKU, Kris (Northern Arizona) at North Dakota (02/26/15)
Free throw attempts	17		HANSEN, Chris (Idaho State) vs Montana State (1/8/2015)
	16		WIGGINS, DaShaun (Portland State) vs Southern Utah (01/01/15)
	16		SENGLIN, Jeremy (Weber State) at Southern Utah (01/17/15)
	16		YANKU, Kris (Northern Arizona) vs North Dakota (02/07/15)
	16		YANKU, Kris (Northern Arizona) at North Dakota (02/26/15)
Free throw percentage	1.000	(17-17)	HANSEN, Chris (Idaho State) vs Montana State (1/8/2015)
	1.000	(16-16)	YANKU, Kris (Northern Arizona) at North Dakota (02/26/15)
	1.000	(10-10)	DEMPS, Cody (Sacramento State) vs Eastern Washington (1/17/15)
	1.000	(10-10)	HARVEY, Tyler (Eastern Washington) vs Portland State (2/14/15)
	1.000	(10-10)	WIGGINS, DaShaun (Portland State) vs North Dakota (02/19/15)
	1.000	(9-9)	GREGORY, Jordan (Montana) at Northern Colorado (2/14/15)
	1.000	(8-8)	WIGGS, Sekou (Idaho) at Northern Illinois (11/20/14)
	1.000	(8-8)	TYLER, Estan (North Dakota) vs UT Pan American (11/29/14)
	1.000	(8-8)	JOIS, Venky (Eastern Washington) vs Eastern Oregon (11/30/14)
	1.000	(8-8)	SVIHOVEC, Tevin (Northern Colorado) vs UC Davis (12/22/14)
	1.000	(8-8)	HARVEY, Tyler (Eastern Washington) vs Weber State (1/1/15)
	1.000	(8-8)	SENGLIN, Jeremy (Weber State) vs Portland State (01/22/15)
	1.000	(8-8)	UPSHUR, Quinton (Northern Arizona) vs Northern Colorado (02/05/15)
	1.000	(8-8)	SCOTT, Mike (Idaho) at Montana State (2/5/15)
	1.000	(8-8)	HARVEY, Tyler (Eastern Washington) vs Idaho (3/12/15)
Rebounds	17		LEE, Dominique (Northern Colorado) at Colorado (12/13/14)
	17		BOLOMBOY, Joel (Weber State) vs Northern Arizona (02/14/15)
	17		BREUNIG, Martin (Montana) vs Eastern Washington (3/14/15)
Assists	13		BRANDON, Drew (Eastern Washington) vs North Dakota (1/24/15)
	12		McKINNEY, Mikh (Sacramento State) vs Eastern Washington (1/17/15)
	12		YANKU, Kris (Northern Arizona) at North Dakota (02/26/15)
Steals	7		McKINNEY, Mikh (Sacramento State) vs Portland (12/14/14)
	6		COLBERT, Marcus (Montana State) vs South Dakota Mines (12/3/14)
	6		McKINNEY, Mikh (Sacramento State) vs Cal State Fullerton (12/11/14)
	6		McKINNEY, Mikh (Sacramento State) vs Eastern Washington (1/17/15)
	6		BRANDON, Drew (Eastern Washington) at Montana State (2/7/15)
Blocked shots	7		JOIS, Venky (Eastern Washington) vs Idaho State (1/3/15)
	7		SPICKERMAN, Collin (Portland State) vs Sacramento State (02/28/15)
Turnovers	8		SENGLIN, Jeremy (Weber State) at Utah State (11/14/14)
	7		SENGLIN, Jeremy (Weber State) vs Illinois State (11/21/14)

**2014-15 Big Sky Conference
Conference Team Highs
Through games of Mar 16, 2015 (All games)**

TEAM HIGHS (highest totals made by)

Points	109	Weber State vs Bristol (12/27/14)
	104	Montana State vs Texas-Arlington (11/28/14)
	104	Eastern Washington vs Eastern Oregon (11/30/14)
Margin	61 (95-34)	Eastern Washington vs Walla Walla (11/19/14)
	50 (109-59)	Weber State vs Bristol (12/27/14)
Field goals made	42	Weber State vs Bristol (12/27/14)
	38	Sacramento State vs Bristol (11/25/14)
	38	Portland State vs Walla Walla (12/22/14)
	38	Sacramento State vs Southern Utah (1/3/15)
Field goal attempts	78	Idaho at Southern Utah (2/21/15)
	76	Eastern Washington at Weber State (03/07/15)
Field goal percentage	.725 (37-51)	Eastern Washington vs Walla Walla (11/19/14)
	.700 (42-60)	Weber State vs Bristol (12/27/14)
3-Pt FG made	18	Montana State vs Texas-Arlington (11/28/14)
	17	Eastern Washington vs Idaho (1/31/15)
3-Pt FG attempts	44	Eastern Washington vs Idaho (1/31/15)
	41	Northern Arizona vs Texas San Antonio (12/03/14)
3-Pt percentage	.818 (9-11)	Portland State vs Montana State (01/31/15)
	.727 (8-11)	Sacramento State vs North Dakota (2/21/15)
Free throws made	30	Montana State vs Texas-Arlington (11/28/14)
	28	Portland State vs Southern Utah (01/01/15)
	28	Northern Arizona vs Southern Utah (01/10/15)
	28	North Dakota at Southern Utah (02/05/15)
Free throw attempts	39	Portland State vs Southern Utah (01/01/15)
	39	North Dakota at Southern Utah (02/05/15)
Free throw percentage	1.000 (14-14)	Eastern Washington at Sacramento State (1/17/15)
	1.000 (12-12)	Montana at Eastern Washington (2/28/15)
	1.000 (7-7)	Montana at Portland State (01/29/15)
	1.000 (2-2)	Montana State at Kentucky (11/23/14)
Rebounds	55	Northern Arizona vs Portland State (03/05/15)
	53	Northern Arizona vs San Diego Christian (12/28/14)
Assists	29	Weber State vs Bristol (12/27/14)
	25	Eastern Washington vs Walla Walla (11/19/14)
	25	Sacramento State vs Bristol (11/25/14)
	25	Sacramento State vs Southern Utah (1/3/15)
	25	Sacramento State vs Eastern Washington (1/17/15)
Steals	14	Portland State vs Willamette (11/18/14)
	13	North Dakota vs Mayville State (11/18/14)
	13	Montana vs Carroll College (11/26/14)
	13	Sacramento State vs Portland (12/14/14)
	13	Northern Colorado vs Montana (2/14/15)
	13	Idaho State at Montana State (2/21/15)
	13	Eastern Washington at Weber State (03/07/15)
Blocked shots	13	Eastern Washington vs Sacramento State (2/12/15)
	11	Montana State vs South Dakota Mines (12/3/14)
Turnovers	25	North Dakota at Minnesota (12/08/14)
	24	Southern Utah at Kansas State (11/14/14)
Fouls	32	Southern Utah at Texas San Antonio (11/30/14)
	31	Southern Utah at Kansas State (11/14/14)

**2014-15 Big Sky Conference
Conference Opponent Lows
Through games of Mar 16, 2015 (All games)**

OPPONENT LOWS (lowest totals allowed by)

Points	34	Eastern Washington vs Walla Walla (11/19/14)
	39	North Dakota vs Mayville State (11/18/14)
Field goals made	39	Idaho vs Walla Walla (12/18/14)
	10	Eastern Washington vs Walla Walla (11/19/14)
	13	Sacramento State vs Simpson (11/19/14)
Field goal attempts	13	Southern Utah vs Saint Katherine (12/06/14)
	37	Montana at San Francisco (11/30/14)
	37	Montana State at Wyoming (12/14/14)
Field goal percentage	37	Northern Arizona at Weber State (02/14/15)
	.233 (10-43)	Eastern Washington vs Walla Walla (11/19/14)
3-Pt FG made	.237 (14-59)	Montana State vs South Dakota Mines (12/3/14)
	0	Northern Arizona vs Fresno State (11/20/14)
3-Pt FG attempts	0	Northern Arizona at Weber State (02/14/15)
	4	Montana State at Idaho State (1/8/2015)
3-Pt percentage	7	Montana State at Wyoming (12/14/14)
	7	Montana State vs Wyoming (12/23/14)
Free throws made	.000 (0-10)	Northern Arizona at Weber State (02/14/15)
	.000 (0-9)	Northern Arizona vs Fresno State (11/20/14)
Free throw attempts	1	Northern Arizona at Montana State (1/24/15)
	2	Northern Arizona vs Portland State (03/05/15)
Free throw percentage	3	Northern Arizona vs Portland State (03/05/15)
	4	Northern Arizona at Montana State (1/24/15)
Rebounds	.250 (1-4)	Northern Arizona at Montana State (1/24/15)
	.267 (4-15)	North Dakota vs Dickinson State (12/19/14)
Assists	12	Eastern Washington vs Walla Walla (11/19/14)
	17	Northern Arizona vs Sacramento State (03/07/15)
Steals	2	Northern Arizona vs Fresno State (11/20/14)
	4	Weber State vs Nevada (11/24/14)
Blocked shots	0	Portland State vs Northern Arizona (01/03/15)
	0	Southern Utah vs Northern Arizona (1/31/15)
	0	Sacramento State at Idaho (2/14/15)
Turnovers	0	Several
	3	Southern Utah at Sacramento State (1/3/15)
Fouls	3	Northern Arizona at Southern Utah (1/31/15)
	8	Eastern Washington vs Utah Valley (11/17/14)
	8	Montana State at Kentucky (11/23/14)
	8	Idaho vs Walla Walla (12/18/14)
	8	Sacramento State at Seattle (12/21/14)