



FINAL - 2014

2014 BIG SKY CONFERENCE FOOTBALL STANDINGS

	BIG SKY GAMES					ALL GAMES					
	W	L	PCT.	PF	PA	W	L	PCT.	PF	PA	STREAK
*Eastern Washington	7	1	.875	334	206	11	3	.768	618	439	Lost 1
Idaho State	6	2	.750	345	233	8	4	.667	484	377	Won 1
#Montana	6	2	.750	245	170	9	5	.643	415	294	Lost 1
#Montana State	6	2	.750	295	254	8	5	.615	496	433	Lost 2
Northern Arizona	5	3	.625	198	198	7	5	.583	315	308	Lost 2
Cal Poly	5	3	.625	302	254	7	5	.583	406	343	Won 1
Sacramento State	4	4	.500	294	320	7	5	.583	458	433	Won 3
North Dakota	3	5	.375	152	218	5	7	.417	191	314	Won 2
Southern Utah	3	5	.375	223	276	3	9	.250	278	427	Won 1
Northern Colorado	2	6	.250	167	258	3	8	.273	214	337	Lost 2
Portland State	2	6	.250	196	240	3	9	.250	290	408	Lost 4
Weber State	2	6	.250	190	222	2	10	.167	262	368	Lost 1
UC Davis	1	7	.125	213	305	2	9	.182	286	416	Lost 1

*BIG SKY CHAMPION. AUTOMATIC BID TO PLAYOFFS. #AT-LARGE PLAYOFF BID

DIVISION I FCS PLAYOFFS

SATURDAY, Nov. 29 - FIRST ROUND

- @Fordham 44, Sacred Heart 22
- Indiana State 36, @Eastern Kentucky 16
- @Montana 52, San Diego 14
- @Sam Houston State 21, Southeastern Louisiana 17
- Liberty 26, @James Madison 21
- @Richmond 46, Morgan State 24
- South Dakota State 47, @Montana State 40
- @Northern Iowa 44, Stephen F. Austin 10

SATURDAY, Dec. 6 - SECOND ROUND

- @#1 New Hampshire 44, Fordham 19
- @#2 North Dakota State 27, South Dakota State 24
- Sam Houston State 37, @Jacksonville State 26
- @#4 Eastern Washington 37, Montana 20
- @#5 Illinois State 41, Northern Iowa 21
- @#6 Villanova 29, Liberty 22
- @#7 Coastal Carolina 36, Richmond 15
- @#8 Chattanooga 35, Indiana State 14

FRIDAY, Dec. 12 - QUARTERFINAL

- @#1 New Hampshire 35, #8 Chattanooga 30

SATURDAY, Dec. 13 - QUARTERFINALS

- @#2 North Dakota State 39, #7 Coastal Carolina 32
- Sam Houston State 34, @6 Villanova 31
- #5 Illinois State 59, @#5 Eastern Washington 46

Friday, Dec. 19 - SEMIFINALS

- @#2 North Dakota State 35, Sam Houston State 3

Saturday, Dec. 20 - SEMIFINALS

- #5 Illinois State 21, @#1 New Hampshire 18

Saturday, Jan. 10 - CHAMPIONSHIP

- #2 North Dakota State 29, #5 Illinois State 27



THIS WEEK'S SKY SCHEDULE

Saturday, Dec. 13 Time

Illinois State (11-1) at Eastern Washington (11-2).. 1:05 PST

Location: Cheney, Wash.
 Venue: Roos Field (8,600, Red Sprinturf)
 Series: Tied 1-1.
 Last Meeting: EWU won 51-35 in the 2012 quarterfinals in Cheney.
 TV: ESPN Gameplan
 Internet: ESPN3.



BIG SKY FOOTBALL - PLAYOFFS, FINAL 2014

GENERAL INFORMATION



2491 Washington Blvd, Suite 201
Ogden, Utah 84401
801.392.1978
Fax: 801.392.5568

Commissioner: Doug Fullerton
Associate Commissioner: Ron Loghry
Asst.Comm./Compliance: Jaynee Nadolski
Asst.Comm./Media Relations: Jon Kasper
Media Relations Director: Jason Ashcraft
Media Relations Assistant: Alyssa Askew
Marketing Director: Tanner Gooch
Administrative Assistant: Janet Carpenter
Business Manager: Natanee Spencer

Media Relations Contact Info.

801.392.1978

Jon Kasper, FB, MBB, GLFX-16
jkasper@bigskyconference.org

Jason Ashcraft, VB, WBB, XC, T&Fx-19
jashcraft@bigskyconference.org

Alyssa Askew, SOC, TEN, SFTX-12
aaskew@bigskyconference.org

Big Sky Weekly Release

The Big Sky Conference will produce a weekly football release every Monday during the 2014 season. Media can receive the releases as a PDF document via email by contacting Jon Kasper at 801.392.1978 ext. 16 or by email at jkasper@bigskyconference.org.

Internet

The official website of the Big Sky Conference can be accessed by visiting www.bigskyconf.com. Weekly game notes,

2014 ALL-AMERICANS

SPORTS NETWORK

FIRST TEAM

DeAndre Carter, WR, Sacramento State
Cooper Kupp, WR, Eastern Washington
Zack Wagenmann, DE, Montana
Nick Dzubnar, LB, Cal Poly
Kyle Loomis, P, Portland State

SECOND TEAM

Vernon Adams Jr., QB, Eastern Washington
Brandon Howe, FB, Cal Poly
Jake Rodgers, OL, Eastern Washington
James Cowser, DE, Southern Utah

THIRD TEAM

Justin Arias, QB, Idaho State
Cornelius Edison, OL, Portland State
Matt Hermanson, S, Montana

FCS ADA All-Americans

DeAndre Carter, WR, Sacramento State
Kyle Loomis, P, Portland State

ASSOCIATED PRESS

FIRST TEAM

Vernon Adams Jr., QB, Eastern Washington
Jake Rodgers, OL, Eastern Washington
Cooper Kupp, WR, Eastern Washington
Zack Wagenmann, DE, Montana
Nick Dzubnar, LB, Cal Poly
Kyle Loomis, P, Portland State

SECOND TEAM

DeAndre Carter, WR, Sacramento State
James Cowser, DE, Southern Utah
Matt Hermanson, S, Montana

WALTER CAMP

DeAndre Carter, WR, Sacramento State
Jake Rodgers, OL, Eastern Washington
Zack Wagenmann, DL, Montana
James Cowser, DL, Southern Utah
Nick Dzubnar, LB, Cal Poly
Kyle Loomis, P, Portland State

AFCA

Cooper Kupp, WR, Eastern Washington
Jake Rodgers, OL, Eastern Washington
Zack Wagenmann, DE, Montana
Nick Dzubnar, LB, Cal Poly
Kyle Loomis, P, Portland State

COLLEGE SPORTING NEWS FAB 50

Roy Kidd Coach of the Year – Mike Kramer
Vernon Adams Jr., QB, Eastern Washington
Justin Arias, QB, Idaho State
Cooper Kupp, WR, Montana State
DeAndre Carter, WR, Sacramento State
Zack Wagenmann, DE, Montana
Deonte Flowers, CB, Montana State
Kyle Loomis, P, Portland State

BIG SKY WON-LOST RECORDS IN NCAA DIVISION I FOOTBALL CHAMPIONSHIP

Team (Seasons Participated)	Years	Won	Lost	Pct.	1st	2nd
Boise State# (1980, 81, 88, 90, 94)	5	8	4	.667	1	1
Cal Poly (2012)	1	0	1	.000	-	-
E. Washington (1992, 1997, 2004-05, 07, 09, 10, 12-14)	10	13	9	.591	1	—
Idaho# (1982, 85-90, 92-95)	11	6	11	.353	—	—
Idaho State (1981, 83)	2	3	1	.750	1	—
Montana (1982, 88-89, 93-09, 2011*, 13-14)	22	31	20	.608	2	5
Montana State (1984, 02-03, 06, 10, 11, 12, 14)	8	6	7	.462	1	—
Nevada# (1979, 83, 85, 86, 90-91)	6	9	6	.600	—	1
Northern Arizona (1996, 2001, 2003, '13)	4	1	4	.200	—	—
Portland State (2000)	1	0	1	.000	—	—
Southern Utah (2013)	1	0	1	.000	—	—
Weber State (1987, 91, 08, 09)	4	2	4	.333	—	—
Big Sky Conference Totals	36	79	69	.533	6	7

#No longer a member of the Big Sky Conference *Appearance vacated for use of ineligible players

BIG SKY FOOTBALL - PLAYOFFS, FINAL 2014

2014 TV SCHEDULE



The Big Sky's Official TV Partner

ROOT SPORTS

Aug. 30 - Montana at Wyoming
Sept. 20 - Eastern Washington at Montana State
Sept. 27 - Northern Colorado at Montana
Oct. 4 - UC Davis at Portland State
Oct. 11 - Montana State at UC Davis
Oct. 18 - Northern Arizona at Portland State
Oct. 25 - Eastern Washington at Northern Arizona
Nov. 1 - Sacramento State at Montana
Nov. 8 - Montana at Eastern Washington
Nov. 15 - Idaho State at Montana State
Nov. 21 - Eastern Washington at Portland State
Nov. 22 - Montana State at Montana

<u>Satellite Channels</u>	<u>DirecTV</u>	<u>Dish</u>
ROOT SPORTS NORTHWEST	687	426
ROOT SPORTS ROCKY MOUNTAIN	683	414

ROOT SPORTS is also available through most cable providers. Big Sky games will also be shown live on DirecTV's Audience Network.

SWX

Aug. 30 - UM-Western at Eastern Washington
Oct. 4 - Idaho State at Eastern Washington
Oct. 18 - Northern Colorado at Eastern Washington
Nov. 1 - North Dakota at Eastern Washington

Midco

Sept. 6 - Robert Morris at North Dakota
Sept. 20 - Stony Brook at North Dakota
Sept. 20 - Northern Arizona at South Dakota
Oct. 4 - Montana at North Dakota
Oct. 11 - Portland State at North Dakota
Nov. 8 - Weber State at North Dakota
Nov. 15 - Northern Arizona at North Dakota

NAU-TV/Fox Arizona

Sept. 13 - New Mexico Highlands at Northern Arizona
Sept. 27 - Cal Poly at Northern Arizona
Nov. 8 - UC Davis at Northern Arizona
Nov. 22 - Southern Utah at Northern Arizona

COWLES Montana

Aug. 30 - Montana State at Arkansas State
Sept. 6 - Black Hills State at Montana State
Sept. 6 - Central Washington at Montana
Sept. 13 - South Dakota at Montana
Sept. 20 - Montana at North Dakota State
Sept. 27 - North Dakota at Montana State
Oct. 4 - Montana at North Dakota
Oct. 4 - Montana State at Sacramento State

Oct. 18 - UC Davis at Montana
Oct. 18 - Weber State at Montana State
Oct. 25 - Montana at Cal Poly
Nov. 1 - Montana State at Cal Poly
Nov. 8 - Portland State at Montana State
Nov. 15 - Montana at Southern Utah

ESPN

Aug. 23 - Sam Houston State at Eastern Washington

CBS Sports Network

Aug. 30 - Northern Arizona at San Diego State

Pac-12 Network

Aug. 28 - Idaho State at Utah
Aug. 28 - Weber State at Arizona State
Aug. 30 - Portland State at Oregon State
Aug. 30 - UC Davis at Stanford
Sept. 6 - Eastern Washington at Washington
Sept. 6 - Sacramento State at Cal
Sept. 13 - Portland State at Washington State

Altitude/Altitude 2

Aug. 28 - Cal Poly at New Mexico State
ept. 6 - North Dakota State at Weber State
Sept. 6 - Central Washington at Montana
Sept. 6 - Black Hills State at Montana State
Sept. 13 - Montana State at Central Arkansas (Altitude 2/
Montana Blackout)
Sept. 13 - Central Arkansas at Montana State (Altitude
2/Montana Blackout)

Comcast Sports Net (California)

Nov. 22 - Sacramento State at UC Davis

ESPN3

Aug. 28 - Cal Poly at New Mexico State
Aug. 28 - North Dakota at San Jose State
Aug. 30 - Montana State at Arkansas State
Sept. 20 - Montana at NDSU
Nov. 29 - South Dakota State at Montana St.
Nov. 29 - San Diego at Montana
Dec. 6 - Montana at Eastern Washington
Dec. 13 - Illinois State at Eastern Washington

KJZZ (Utah)

Oct. 11 - Cal Poly at Weber State

KGCW 26 (Iowa)

Sept. 20 - Northern Colorado at Northern Iowa

NBC North Dakota

Sept. 6 - North Dakota at Weber State
Sept. 20 - Montana at NDSU

Fox College Sports

Sept. 6 - Robert Morris at North Dakota
Sept. 20 - Stony Brook at Robert Morris

KSBY (San Luis Obispo)

Oct. 11 - Cal Poly at Weber State
Oct. 25 - Montana at Cal Poly
Nov. 1 - Montana State at Cal Poly

BIG SKY FOOTBALL - PLAYOFFS, FINAL 2014

BALDWIN HONORED By AFCA

A proven winner year-in and year-out for the Eastern Washington University football team, head football coach Beau Baldwin was named the American Football Coaches Association Region 5 Coach of the Year for the NCAA Football Championship Sub-division on Monday (Dec. 8).



This is the first time Baldwin has been honored by the AFCA, and comes on the heels of Big Sky Conference Coach of the Year honors in 2012 and 2013. All three seasons Baldwin's teams have won the Big Sky Conference title and advanced to the NCAA Football Championship Subdivision Playoffs.

This season, Baldwin's team is 11-2 and finished 7-1 in the Big Sky Conference to win the outright league title for a second-straight season. Interestingly, former Eastern player and assistant coach Jim McElwain was the District 5 Coach of the Year in the NCAA Football Bowl Subdivision. McElwain recently was named head coach at Florida after previously serving at Colorado State,

Baldwin made his 11th national playoff appearance as an assistant or head coach at three different classifications. He has now coached in 26 postseason playoff games (record of 16-9-1), including seven appearances in the NCAA Football Championship Subdivision Playoffs (record of 10-6), two appearances in the NCAA Division II Playoffs (record of 2-2) and two appearances in the NAIA Playoffs (record of 4-1-1).

The Tacoma, Wash., native is among the leaders in Big Sky Conference history for winning percentage. He is 67-25 in seven seasons for a .728 winning percentage (the school record is .719) to currently rank sixth in the 51-year history of the Big Sky Conference for both percentage and wins overall. His .804 winning percentage in league games (45-11) is the best-ever by an Eastern head coach and currently ranks fifth all-time in the league.

Eastern has advanced at least to the semifinals of the FCS Playoffs in three of the last four years under Baldwin. He helped lead EWU to its fourth Big Sky title in five seasons with the school's second-straight outright title, which came after the school's first-ever unbeaten conference mark (8-0) in 2013.

Dave Cook - Eastern Washington

ADAMS SECOND, ARIAS THIRD IN PAYTON RACE

For the second consecutive season, Eastern Washington quarterback Vernon Adams Jr. finished second in voting for the Walter Payton Award, which was presented on Dec. 15 in Philadelphia.

Adams Jr. finished second to Villanova quarterback John Robertson. Idaho State senior quarterback Justin Arias was third. All three were invited to Monday's FCS Awards Banquet.

The Walter Payton Award has been presented every season since 1987 by The Sports Network to the most outstanding offensive player in FCS football. The Payton is considered the Heisman Trophy of the FCS.

North Dakota State defensive end Kyle Emanuel won the Buck Buchanan Award as the nation's top defensive player. New Hampshire's Sean McDonnell won the Eddie Robinson Award as the nation's top coach. Fordham's Chase Edmonds captured the Jerry Rice Award as the nation's top freshman. South Dakota State running back Zach Zenner won the inaugural Mickey Charles Award for his academic and athletic achievements.

Voting for the awards was conducted as the end of the regular season. A total of 160 media members, sports information directors, and other FCS dignitaries voted.


Adams Jr. was the heavy favorite to win the Payton before suffering a broken foot in early October. Adams Jr. missed four games, but was still selected as the Big Sky Offensive MVP for the second straight season.

Arias was not a candidate until midway through his senior campaign when he helped the Bengals to their first winning season in more than a decade.

Arias and Adams Jr. were both named First Team All-Conference by the Big Sky coaches.

Robertson, a 6-foot-1, 221-pound junior from Paramus, N.J., earned 66 of the 160 first-place votes and 467 total points. Adams received 29 first-place votes and 383 total points. Arias garnered 22 first-place votes and 220 total points.

Robertson led the FCS in passing efficiency (182.99), and was responsible for 260 points. He completed 67 percent of his passes for 2,629 yards with 34 touchdowns and three interceptions.



BIG SKY FOOTBALL - PLAYOFFS, FINAL 2014

THREE SKY PLAYERS IN BUCHANAN TOP 10

The three Big Sky Conference candidates for the Buch Buchanan Award all finished in the top 10 in voting, The Sports Network Announced on Monday.

Montana senior defensive end Zack Wagenmann, the Big Sky Defensive MVP, finished third with 203 total points. Wagenmann tallied 12 first-place votes, 17 second-place votes and 203 total points.

North Dakota State defensive end Kyle Emanuel won the honor in a landslide. He earned 70 first-place votes and 495 total points. Don Cherry of Villanova was second with 253.

Emanuel's fierce playing style doesn't match his calm off-the-field demeanor. During the regular season, he used his athleticism, speed and instincts to tie for the national high with 16.5 sacks and rank second with 27 tackles for loss. He added 70 total tackles, eight quarterback hurries, three forced fumbles, one interception and two pass breakups for coach Chris Klieman's squad.

Big Sky players from Montana State won the Buchanan in 2012 (Caleb Schreiber) and 2013 (Brad Daly).

Including two playoff games,

Wagenmann tallied 17.5 sacks and 23 tackles for loss. He led the Big Sky in sacks and forced fumbles (six).

Cal Poly linebacker Nick Dzubnar finished sixth with 171 points. Dzubnar, a senior, earned 10 first-place votes. He led the Big Sky with 167 total tackles. His average of 13.9 per game was second in the FCS.

Southern Utah junior defensive end James Cowser finished 10th with 93 points. He earned two first-place votes. Cowser led the nation with 28.5 tackles for loss - a Big Sky single-season record. He also had 11.5 sacks.

KRAMER SEVENTH IN ROBINSON

Idaho State's Mike Kramer finished seventh in voting for the Eddie Robinson Coach of the Year Award after leading the Bengals to their best season in more than a decade.

New Hampshire's Sean McDonnell won the honor for the second time in his career. He'll be honored on Monday night at the FCS Awards Banquet.

Kramer, in his fourth season at Idaho State, was named Big Sky Coach of the Year after leading the Bengals to a 6-2 conference record and a 8-4 overall mark. The eight victories matched Idaho State's win total from the previous five seasons.

Idaho State finished with a winning season for the first time since 2003. The Bengals snapped a 48-game road losing streak on Oct. 25. Idaho State finished second in the nation in total offense, and led the FCS in passing offense.

Kramer earned 11 first-place votes, nine second-place votes, and 10 third, fourth and fifth-place votes for a total of 151 points.

McDonnell, who has guided New Hampshire to the No. 1 overall ranking, has his team in this week's national semifinals. The Wildcats have made the national playoffs in 11 straight seasons and been nationally ranked in 154 straight polls. The next-longest runs are five straight playoff appearances and 71 straight rankings.

Eastern Washington coach Beau Baldwin was 12th in voting.

ISU'S JENKINS FOURTH IN RICE

Idaho State linebacker Mario Jenkins finished fourth in voting for the Jerry Rice Award, which is presented by The Sports Network to the nation's top freshman.

Jenkins, a 6-foot-1, 225-pounder from Nampa, Idaho, led all freshman in the nation with an average of 10 tackles per game. Jenkins finished fifth in the Big Sky in average tackles per game. Jenkins tallied 120 total tackles en route to earning Second Team All-Conference honors.

Jenkins earned five first-place votes, 18 second-place votes, and 221 total points.

Eastern Washington wide receiver Cooper Kupp won the Rice last season.

Fordham running back Chase Edmonds captured this year's Rice, and will be honored Monday night at the FCS Awards Banquet in Philadelphia.

As the fourth recipient of the Jerry Rice Award which honors the national freshman of the year in the FCS, it's been hard to tell Edmonds is a first-year player. He jumped to the front of the freshman class from the first week of the season.

In fact, Edmonds ran away with the Rice Award, receiving 95 of the 160 first-place votes and 625 points in balloting by a national panel of sports information and media relations directors, broadcasters, writers and other dignitaries. He was presented the award, named for the legendary wide receiver who played on the FCS level at Mississippi Valley State, at

BIG SKY FOOTBALL - PLAYOFFS, FINAL 2014

ROOT SPORTS™

PLAYERS OF THE WEEK

SEPT. 1

OFFENSE - VERNON ADAMS JR., QB, EWU
DEFENSE - DARNELL SANKEY, LB, SAC ST.
SP. TEAMS - JAKE MILLER, P, EWU

SEPT. 8

OFFENSE - VERNON ADAMS JR., QB, EWU
DEFENSE - COURTNEY HALL, CB, UNC
SP. TEAMS - SPENCER CUMMINGS, UND

SEPT. 15

OFFENSE - DAKOTA PRUKOP, QB, MSU
DEFENSE - ZACK WAGENMANN, DE, UM
SP. TEAMS - BRAD CORNISH, K, SAC ST.

SEPT. 22

OFFENSE - QUINCY FORTE, RB, EWU
DEFENSE - ALEX TILLMAN, CB, UND
SP. TEAMS - SHAWN JOHNSON, RET., MSU

OCT. 29

OFFENSE - JUSTIN ARIAS, QB, ISU
DEFENSE - CHINEDU AHANONU, LB, SUU
SP. TEAMS - LUKE DALY, K, MSU

OCT. 6

OFFENSE - DAKOTA PRUKOP, QB, MSU
DEFENSE - ZACK WAGENMANN, DE, UM
SP. TEAMS - GUNNAR BREKKE, RET., MSU

OCT. 13

OFFENSE - DAKOTA PRUKOP, QB, MSU
DEFENSE - DAYO IDOWU, LB, UND
SP. TEAMS - ALEX TILLMAN, RET., UND

OCT. 20

OFFENSE - JUSTIN ARIAS, QB, ISU
DEFENSE - MARIO JENKINS, LB, ISU
SP. TEAMS - ZACKARY JOHNSON, DE, EWU

OCT. 27

OFFENSE - AMMON OLSEN, QB, SUU
CHRIS BROWN, QB, CAL POLY
DEFENSE - MITCH BECKSTEAD, LB, ISU
SP. TEAMS - RYAN HAWKINS, K/P, NAU

NOV. 3

OFFENSE - SEAN RUBALCABA, QB, NC
DEFENSE - NICK DZUBNAR, LB, CP
SP. TEAMS - RYAN HAWKINS, K/P NAU

NOV. 10

OFFENSE - DEANDRE CARTER, WR, SAC
DEFENSE - ALEX SINGLETON, LB, MSU
SP. TEAMS - ZAK JOHNSON, K, ISU
RYAN HAWKINS, K/P, NAU

NOV. 17

OFFENSE - GABE MANZANARES, RB, UCD
DEFENSE - DUSTIN MARTIN, DE, WSU
SP. TEAMS - DEANDRE CARTER, RET., SAC
REID TAUBENHEIM, K, UND

NOV. 24

OFFENSE - JORDAN JOHNSON, QB, UM
DANIEL MCSURDY, RB, ISU
DEFENSE - MATT HERMANSON, S, UM
SP. TEAMS - SHAQ HILL, RET, EWU
REID TAUBENEHIM, K, UND

IDAHO STATE'S KRAMER NAMED COACH OF THE YEAR

OGDEN, Utah (Nov. 26, 2014)

- Idaho State's Mike Kramer joined an elite and exclusive club Wednesday, as he was selected by his league peers as the 2014 Big Sky Conference Football Coach of the Year.

Kramer became just the second coach in Division I history to earn Coach of the Year honors at three different schools in the same conference. Dennis Erickson was the first to accomplish the feat, claiming Coach of the Year honors at Washington State, Oregon State and Arizona State in the Pac-12.

Kramer previously won the Big Sky Conference Coach of the Year honors at Eastern Washington in 1997, and at Montana State in 2002 and 2005.

Kramer is just the third coach in league history to capture the honor four times. Boise State's Tony Knap won it in 1971, and from 1973-75. Nevada's Chris Ault won the award in 1983, 1986, 1990 and 1991.

"I have the staff of the year, the President of the Year, the trainer of the Year, the equipment manager of the year and administration of the year," Kramer said. "This is a full-team award. I am humbled by the honor and extremely grateful for the great support we have at Idaho State.

Kramer guided the Bengals to their best season in more than a decade, compiling an 8-4 campaign. The eight victories marked a five-win improvement from the 2013 season. The eight wins matched the combined win total of the program from the previous

five seasons.


Idaho State finished with a winning season for the first time since 2003. The Bengals snapped a 48-game road losing streak on Oct. 25 with a 46-12 win at Northern Colorado. The Bengals won on the road the next week, beating Portland State 31-13. It marked the first time since 1983 the Bengals won road games on consecutive weekends. Idaho State enjoyed

its first first-game winning streak since 1995.

A key story to the Bengals' turnaround was the offense. Idaho State led the nation with an average of 348.1 passing yards per game, and finished second in total offense with an average of 562 yards per game.

Idaho State senior quarterback Justin Arias earned First-Team All-Conference honors and is a finalist for the Walter Payton Award. Arias leads the nation in passing yards (4,076) and passing touchdowns (38). Junior running back Xavier Finney, who also earned First Team All-Conference honors, rushed for single-season school record 1,495 yards. Sophomore wide receiver Madison Mangum, also a First Team All-Conference player, caught 83 passes for 1,234 yards and 10 touchdowns. Idaho State's allowed just 15 sacks despite 535 passing attempts.

On defense, the unit led the Big Sky Conference in interceptions with 19. Linebacker Mario Jenkins was named the Freshman of the Year and is a finalist for the Jerry Rice Award. Jenkins tallied 120 total tackles.



BIG SKY FOOTBALL - PLAYOFFS, FINAL 2014

THE SPORTS NETWORK

TOP 25 (FINAL 2014)

RK	SCHOOL	REC.	PTS
1.	NORTH DAKOTA ST. (152)	15-1	3,800
2.	ILLINOIS STATE	13-2	3,630
3.	NEW HAMPSHIRE	12-2	3,475
4.	EASTERN WASHINGTON	11-3	3,161
5.	COASTAL CAROLINA	12-2	3,046
6.	SAM HOUSTON ST.	11-5	2,936
7.	VILLANOVA	11-3	2,894
8.	CHATTANOOGA	10-4	2,701
9.	JACKSONVILLE STATE	10-2	2,585
10.	NORTHERN IOWA	9-5	2,332
11.	FORDHAM	11-3	2,234
12.	SOUTH DAKOTA ST.	9-5	2,033
13.	MONTANA	9-5	1,969
14.	SOUTHEASTERN LA	9-4	1,729
15.	HARVARD	10-0	1,502
16.	RICHMOND	9-5	1,422
17.	LIBERTY	9-5	1,365
18.	JAMES MADISON	9-4	1,170
19.	INDIANA STATE	8-6	1,162
20.	MONTANA STATE	8-5	1,144
21.	EASTERN KENTUCKY	9-4	992
22.	YOUNGSTOWN STATE	7-5	422
23.	BETHUNE-COOKMAN	9-3	347
24.	SACRED HEART	9-3	325
25.	IDAHO STATE	8-4	318

FCS COACHES' POLL (FINAL 2014)

RK	SCHOOL	REC.	PTS
1.	NORTH DAKOTA STATE (25)	15-1	625
2.	ILLINOIS STATE	13-2	600
3.	NEW HAMPSHIRE	12-2	568
4.	EASTERN WASHINGTON	11-3	527
5.	COASTAL CAROLINA	12-2	516
6.	SAM HOUSTON ST.	11-5	463
7.	VILLANOVA	11-3	458
8.	CHATTANOOGA	10-4	434
9.	JACKSONVILLE STATE	10-2	414
10.	NORTHERN IOWA	9-5	389
11.	MONTANA	9-5	356
12.	SOUTHEASTERN LA	9-4	348
13.	SOUTH DAKOTA STATE	9-5	335
14.	FORDHAM	11-3	312
15.	HARVARD	10-0	251
16.	RICHMOND	9-5	237
17.	LIBERTY	9-5	214
18.	INDIANA STATE	8-6	213
19.	JAMES MADISON	9-3	202
20.	MONTANA STATE	8-5	167
21.	EASTERN KENTUCKY	9-4	139
22.	BETHUNE-COOKMAN	9-3	96
23.	SACRED HEART	9-3	64
24.	WILLIAM & MARY	7-5	58
25.	YOUNGSTOWN STATE	7-5	44

BIG SKY TEAMS IN THE SPORTS NETWORK TOP 25

Team	Pre.	1	2	3	4	5	6	7	8	9	10	11	12	13	Final
EWU	1	2	2	2	2	2	2	2	2	6	5	5	5	4	4
UM	5	4	4	4	7	7	7	7	7	12	11	16	13	12	13
MSU	18	20	17	14	13	13	11	9	10	8	15	12	12	17	20
NAU	23	25	24	22	NR	NR	NR	NR	NR	NR	25	22	NR	NR	NR
CP	NR	NR	NR	NR	NR	NR	NR	NR	NR	NR	21	NR	NR	NR	NR
ISU	NR	NR	NR	NR	NR	NR	NR	NR	NR	NR	NR	NR	NR	24	25

BIG SKY TEAMS IN THE COACHES' POLL

Team	Pre.	1	2	3	4	5	6	7	8	9	10	11	12	13	Final
EWU	2	2	2	2	2	2	2	2	2	7	5	5	5	4	4
UM	5	5	4	3	6	7	7	6	6	11	10	15	13	11	11
MSU	19	23	18	16	17	15	14	11	11	9	16	13	12	17	20
NAU	25	NR	NR	23	NR	25	NR	NR	NR	NR	NR	NR	NR	NR	NR
CP	NR	NR	NR	NR	NR	NR	NR	NR	NR	NR	23	NR	NR	NR	NR

SKY IN THE SAGARIN RATINGS

Here is a look at where the Big Sky teams rank in this week's Jeff Sagarin Ratings. On the left is their overall rank. On the right is their rank amongst FCS Teams: (Final 2014)

93.	Eastern Washington.....	10
114.	Idaho State	21
127.	Montana.....	25
143.	Cal Poly	31
145.	Montana State	32
179.	Sacramento State.....	56
186.	Northern Arizona	61
190.	Southern Utah.....	65
197.	Weber State	72
200.	Portland State.....	75
211.	North Dakota.....	83
212.	UC Davis.....	84
216.	Northern Colorado.....	88

FCS Conference

1. Missouri Valley
2. Big South
3. Southern
4. Colonial
5. Southland
6. Big Sky
7. Ohio Valley
8. Patriot
9. Northeast
10. Ivy
11. MEAC
12. SWAC-West
13. SWAC-East
14. Pioneer

BIG SKY COACHING RECORDS

Name, School	Years	Big Sky Games			*Overall Games*		
		W	L	Pct.	W	L	Pct.
Beau Baldwin, Eastern Washington ⁴	7	45	11	.804	67	25	.728
Rob Ash, Montana State ¹	8	46	18	.719	65	32	.670
Mick Delaney, Montana ⁹	3	15	9	.625	24	14	.632
Tim Walsh, Cal Poly ²	14	60	48	.556	87	71	.551
Jerome Souers, Northern Arizona	17	67	64	.528	100	93	.518
Mike Kramer, Idaho State ⁵	17	61	68	.469	91	107	.460
Ed Lamb, Southern Utah ⁸	3	12	12	.500	16	20	.444
Bubba Schweigert, North Dakota ⁷	1	3	5	.375	5	7	.417
Nigel Burton, Portland State	5	13	27	.325	21	36	.368
Jody Sears, Sacramento State ³	3	7	17	.292	11	24	.314
Ron Gould, UC Davis	2	6	10	.375	7	16	.304
Earnest Collins, Northern Colorado ⁶	4	6	26	.188	9	36	.200
Jay Hill, Weber State	1	2	6	.250	2	10	.167

*Overall Games as a member of the Big Sky

¹Ash compiled a 176-99-5 record in 27 seasons as a head coach (18 at Drake, 9 at Juniata).

²Walsh coached 11 seasons at Portland State in the Big Sky.

³Sears coached two years at Weber State. This is his first year at Sacramento State.

⁴Baldwin went 10-3 in 1 season at Central Washington.

⁵Kramer has previously coached in the Big Sky at EWU and MSU. This is his fourth season at ISU.

⁶Collins went 8-12 in two seasons at Alcorn State.

⁷Schweigert went 21-20 in four seasons at Minnesota-Duluth.

⁸Lamb went 21-23 his first four seasons at SUU.

⁹Delaney went 7-9-1 in two seasons at UM-Western.

BIG SKY FOOTBALL - PLAYOFFS, FINAL 2014

BIG SKY SID CONTACT INFORMATION

CAL POLY

Eric Burdick(805) 756-6550
 Cell-Phone.....(805) 550-3427
 Press Box (805)756-6739
 E-mail.....eburdick@calpoly.edu

EASTERN WASHINGTON

Dave Cook.....(509) 359-6334
 Cell-Phone.....(509) 280-2502
 Press Box.....(509) 359-6351
 Emaildcook@ewu.edu

IDAHO STATE

Steve Schaack(208) 282-2621
 Cell-Phone.....(208) 406-3570
 Press Box.....(208) 282-2952
 Emailschaste4@isu.edu

MONTANA

Dave Guffey.....(406) 243-5402
 Cell-Phone.....(406) 370-9435
 Press Box.....(406) 243-4167
 Emailguffeydb@mso.umt.edu

MONTANA STATE

Bill Lamberty.....(406) 994-5133
 Cell-Phone.....(406) 580-6786
 Press Box.....(406) 994-6810
 Emailblamberty@msubobcats.com

NORTH DAKOTA

Ryan Powell.....(701) 777-2986
 Cell-Phone.....(701) 213-5921
 Press Box.....(701) 792.1501/1502
 E-mail.....ryan.powell@athletics.und.edu

NORTHERN ARIZONA

Denise Thompson.....(928) 523-6792
 Cell-Phone.....(512) 216-3440
 Press Box.....(928) 523-7729
 Emaildenise.thompson@nau.edu

NORTHERN COLORADO

Kobee Stalder.....(970) 351-1065
 Cell-Phone(605) 673-8980
 Press Box.....(970) 351-1995
 Emailkobee.stalder@unco.edu

PORTLAND STATE

Mike Lund.....(503) 725-5602
 Cell-Phone.....(503) 866-0236
 Emaillundm@pdx.edu

SACRAMENTO STATE

Brian Berger.....(916) 278-4313
 Cell-Phone.....(916) 397-4325
 Press Box.....(916) 278-5995
 Emailbwberger@csus.edu

SOUTHERN UTAH

Nick Bartlett.....(435) 865-8338
 Cell-Phone.....(435) 592-3224
 Press Box.....(435) 586-5447
 E-mail.....nicholasbartlett@suu.edu

UC DAVIS

Mike Robles.....(530) 752-3680
 Cell-Phone.....(530) 979-1747
 Press Box.....(530) 752-9367
 E-mail.....merobles@ucdavis.edu

WEBER STATE

Paul Grua.....(801) 626-7414
 Cell-Phone.....(801) 452-3811
 Press Box.....(801) 626-6588
 Emailpgrua@weber.edu

AROUND THE BIG SKY

ADAMS IN TOP 10: Eastern Washington junior quarterback Vernon Adams Jr. will enter his senior season ranked 10th in FCS history with 110 career touchdown passes. Adams threw three in the Eagles' quarterfinal loss to Illinois State. Adams set a Big Sky single-season record with 55 touchdown passes in 2013. Adams, who missed four games in 2014, finished with 35 for the season. Adams has 11 career rushing touchdowns. He's accounted for 121 touchdowns in his career.

FCS All-Time Touchdown Passing Leaders

Player, School	Years	Games	TD Passes
1. Bruce Eugene, Grambling	2001-05	46	140
2. Willie Totten, Mississippi Valley	1982-85	50	139
3. Ricky Santos, New Hampshire	2004-07	58	123
4. Jeremy Moses, Stephen F. Austin	2007-10	44	121
5. Steve McNair, Alcorn State	1991-94	42	119
6. Jimmy Caroppolo, E. Illinois	2010-13	45	118
7. Dominic Randolph, Holy Cross	2006-09	43	117
8. Josh McGregor, Jacksonville	2008-11	46	116
9. Josh Johnson, San Diego	2004-07	41	113
10. Vernon Adams Jr., E. Washington 2012-		37	110

KUPP FINISHES WITH 104: Eastern Washington sophomore wide receiver Cooper Kupp caught 10 passes for 185 yards and two touchdowns in the loss to Illinois State. Kupp became the second player in Big Sky history to catch 100 passes in a season with 104. Kupp finished the year with 1,431 receiving yards and 16 touchdowns. In 28 career games, he has 197 catches for 3,112 yards and 37 receiving touchdowns. The Big Sky record for career touchdown catches is 46 by Eastern Washington's Eric Kimble (2002-05). Kimble ranks second in Big Sky history and holds the Eagle school record for catches in a career with 253. The league record for career catches is 268 by Idaho's Kasey Dunn. Kimble holds the record for receiving yards with 4,140.

Big Sky Single-Season Catch Leaders

Player, School	Year	Games	Catches
1. Rodrick Rumble, Idaho State	2011	11	112
2. Cooper Kupp, E. Washington	2014	14	104
3. DeAndre Carter, Sacramento State	2014	12	99
4. Ed Bell, Idaho State	1969	10	96
T5. Jerry Hendren, Idaho	1969	10	95
T5. Nicholas Edwards, E. Washington	2011	11	95
T7. Cooper Kupp, E. Washington	2013	15	93
T7. Brandon Kaufman, E. Washington	2012	14	93
T7. Alfred Pupunu, Weber State	1991	11	93
10. Peter Macon, Weber State	1989	11	92

BARNUM TO COACH PSU IN 2015: Portland State announced on Dec. 7 that Bruce Barnum will serve as the interim coach for the 2015 season. Barnum served as the Vikings' offensive coordinator for the last five seasons under Nigel Burton. Burton was let go following the end of the 2014 season. Barnum began his collegiate coaching experience in 1989 at Western Washington. He's also been an assistant coach at Cornell, American International, The U.S. Coast Guard Academy, and Idaho State. Barnum played at Eastern Washington.

MONTANA HIRES STITT: Montana hired Bob Stitt as its football coach on Dec. 16, replacing the retired Mick Delaney. Stitt has been the head coach at the Colorado School of Mines the past 15 seasons, where he has compiled an overall record of 108-62 and has a conference mark of 83-44. His 2014 Oregons team went 10-2 and qualified for the NCAA Division II football playoffs. His first game as the Montana coach will be against four-time defending national champion North Dakota State on Saturday, Aug. 29. That game will air live on ESPN.

BIG SKY FOOTBALL - PLAYOFFS, FINAL 2014

AROUND THE BIG SKY

FOUR SKY PLAYERS EARN ACADEMIC ALL-AMERICA HONORS: Four Big Sky Conference football players have been named to the Division I Capital One All-America Football Team. Northern Arizona senior linebacker Austin Hasquet was tabbed to the prestigious First Team for the second consecutive season. Hasquet, from Peoria, Ariz., maintains a 3.97 grade point average in bio-medical science. Hasquet has also been selected as a 2014 National Football Foundation Scholar-Athlete. He will be honored as a banquet in New York City on Dec. 9. Hasquet tallied 87 total tackles in 2014, along with one interception. Eastern Washington sophomore wide receiver Cooper Kupp, Idaho State senior defensive lineman Austin Graves, and Montana junior defensive lineman Derek Crittenden were selected to the Second Team. Kupp, from Yakima, Wash., maintains a 3.48 GPA in economics. Graves, from Kennewick, Wash., holds a 3.95 GPA in philosophy. Crittenden, from Whitefish, Mont., has a 4.0 GPA in Chemistry.

HAMLIN TOPS IN TACKLES: Eastern Washington senior linebacker Ronnie Hamlin tallied 16 tackles in Eastern Washington's loss to Illinois State in the semifinals. It was just enough to become the Big Sky's all-time career leader. Hamlin finished his career with 473 career tackles. Tackles became an official NCAA statistic in 2000. Montana State's Kane Ioane set the previous mark of 471 from 2000-03. Hamlin tallied 85 tackles in 2011, 136 in 2012 and 140 in 2013, and 112 in 2014.

Big Sky Career Tackle Leaders

Player, School	Years	Games	Total Tackles
1. Ronnie Hamlin, E. Washington	2011-14	53	473
2. Kane Ioane, Montana State	2000-03	48	471
3. A.J. Storms, Idaho State	2008-11	41	434
4. J.C. Sherritt, E. Washington	2007-10	45	432
5. Nick Dzubnar, Cal Poly	2012-14	36	386

WAGENMANN TOP FIVE IN SACKS, TACKLES FOR LOSS: Big Sky Defensive MVP Zack Wagenmann tallied three sacks in his final game last Saturday, bringing his career total to 37.5. Wagenmann ranks second in Big Sky history in career sacks, one shy of Jared Allen's record of 38.5. Wagenmann finished with 52 career tackles for loss, which ranks fourth in league history. Sacks and tackles for loss became an official NCAA statistic in 2000. Wagenmann finished the season with 17.5 sacks, which ties for third in Big Sky single-season history. Wagenmann finished with 23 tackles for loss, which ranks fifth in Big Sky single-season history. Wagenmann also set a school career record with 11 career forced fumbles. Wagenmann led the Big Sky with six forced fumbles this season.

Extra points: SUU's James Cowser set the Big Sky single-season record with 28.5 tackles for loss...Cal Poly set a Big Sky single-season record with 4,221 rushing yards...Cal Poly rushed a Big Sky single-season record 764 times... Cal Poly's average of 351.8 rushing yards per game was also a single-season league record...EWU ran 1,079 offensive plays, a Big Sky single-season record... EWU scored 84 touchdowns, a Big Sky single-season record...EWU amassed 206 first downs by passing, a Big Sky record...Cal Poly's 224 rushing first downs were a Big Sky record...Montana led the FCS with an average attendance of 23,777. Montana State was fourth at 17,056...Idaho State finished the season ranked in the top 25 for the first time since 2003...Sacramento State's Jody Sears was given a three-year contract after serving as the interim coach in 2014...Portland State's Cornelius Edison won the Rimington Award as the top center in the FCS...Cal Poly's Stephan Sippel, Eastern Washington's Ronnie Hamlin, Idaho State's Austin Graves and Cody Sorensen, Montana State's Cole Moore, Northern Arizona's Austin Hasquet, Southern Utah's James Coser and Montana's Derek Crittenden were selected to the 2014 FCS ADA Academic All-Star Team...PSU senior punter Kyle Loomis was selected to compete in the Senior Bowl.

Big Sky vs. Conferences

CAA	1-0
FBS Independent	0-0
FCS Independent	0-0
Missouri Valley	1-9
Mountain West	0-8
Northeast	1-0
Pioneer	2-0
PAC-12.....	0-7
Southland.....	5-2
Sun Belt.....	0-2
Non-Division I	9-0
FCS Total.....	10-11
FBS Total.....	0-17
Overall Total.....	19-28

Preseason Polls

Coaches' Poll

1. Eastern Washington (12).....	144
2. Montana (1)	130
3. Montana State	111
4. Cal Poly	108
5. Northern Arizona.....	100
6. Southern Utah	89
7. Sacramento State	79
8. Portland State.....	71
9. UC Davis	66
10. North Dakota.....	34
11. Weber State	30
12. Idaho State	28
13. Northern Colorado	23

Media Poll

1. Eastern Washington (34)	464
2. Montana (1)	416
3. Montana State (1)	364
4. Cal Poly	329
5. Northern Arizona.....	328
6. Southern Utah	299
7. UC Davis	228
8. Portland State.....	227
9. Sacramento State.....	222
10. Idaho State.....	124
11. North Dakota.....	121
12. Weber State	103
13. Northern Colorado	61



BIG SKY FOOTBALL - PLAYOFFS, FINAL 2014

CAREER SINGLE-GAME SUPERLATIVES

300-YARD PASSING GAMES		
NAME, SCHOOL	No.	High
VERNON ADAMS, EWU	20	475
JUSTIN ARIAS, ISU	16	465
GARRETT SAFRON, SAC	11	554
JORDAN JOHNSON, UM	7	447
AMMON OLSEN, SUU	5	528
KIERAN McDONAGH, PSU	4	377
JAKE BLESKIN, MSU	3	308
BEN SCOTT, UCD	2	379
BILLY GREEN, WSU	2	377
RYAN BARTELS, UND	2	367
DAKOTA PRUKOP, MSU	2	361
SEAN RUBALCABA, NC	2	305
JOE MOLLBERG, UND	1	355
CHASE CARTWRIGHT, NAU	1	316
JORDAN WEST, EWU	1	314
SHAY SMITHWICK-HANN, UM	1	306

100-YARD RUSHING GAMES		
NAME, SCHOOL	No.	High
JORDAN CANADA, UM	14	211
XAVIER FINNEY, ISU	11	236
GABE MANZANARES, UCD	11	230
QUINCY FORTE, EWU	9	219
CHRIS BROWN, CP	7	226
BO BOLEN, WSU	5	207
DAKOTA PRUKOP, MSU	5	176
KORI GARCIA, CAL POLY	5	151
CASEY JAHN, NAU	5	144
MARIO BROWN, EWU	5	134
JER GARMAN, UND	4	235
ZACH SMITH, WSU	4	156
SHAWN JOHNSON, MSU	4	153
TRAVON VAN, UM	3	136
STEVEN LONG, PSU	2	253
SHAQ RICHARD, PSU	2	151
GARRETT SAFRON, SAC	2	146
MARQUISE PAIGE, NAU	2	136
RAYSEAN PRINGLE, SUU	2	131
JORDAN ROBINSON, SAC	2	130
JORDAN TALLEY, EWU	2	114
GARRETT SAFRON, SAC	2	110
CHAD NEWELL, MSU	2	110
DANIEL MCSURDY, ISU	1	266
MIKE SHARP, SUU	1	157
JOSH NGUYEN, UM	1	144
JAKORI FORD, ISU	1	144
BRANDON HOWE, CP	1	133
JALEN MOORE, EWU	1	133
JABARI WILSON, EWU	1	132
CORBIN JOUNTTI, NAU	1	124
JERMALE JEFFERSON, UCD	1	122
JADRIAN CLARK, WSU	1	122
ROBERT HOLLAND, NC	1	122
COLTON SILVERIA, UCD	1	120
BRANDON KELLERMAN, SAC	1	119
DANO GRAVES, CP	1	116
PARIS PENN, PSU	1	112
KIERAN McDONAGH, PSU	1	108
VERNON ADAMS, EWU	1	107
NATE TAGO, PSU	1	106
JORDAN JOHNSON, UM	1	102

100-YARD RECEIVING GAMES		
NAME, SCHOOL	No.	High
COOPER KUPP, EWU	15	205
DEANDRE CARTER, SAC	11	273
MADISON MANGUM, ISU	7	174
JAMAL JONES, UM	7	146
DIMITRI STIMPHIL, NC	6	219
KASEY CLOSS, PSU	6	205
SHAYDON KEHANO, WSU	6	157
NNAMDI AGUDE, SAC	5	197
SHAQUILLE HILL, EWU	5	172
IFY UMODU, NAU	4	152
CAM LIVINGSTON, WSU	3	175
WILLIE TUCKER, CP	3	152
RAMON VARGAS, UCD	3	141
KW WILLIAMS, ISU	3	135
CORY GALINDO, UCD	3	134
CORY MITCHELL, EWU	3	132
CHRIS ROBINSON, SUU	2	191
TRAVON VAN, UM	2	161
ALEX TOUREEN, PSU	2	137
ALEX HOLMES, NAU	2	119
KENDRICK BOURNE, EWU	2	114
ROLAND JACKSON, CP	2	106
ROSTON TATUM, PSU	1	159
JUSTIN BROWN, SUU	1	159
STEPHEN MILLER, NC	1	142
BROC MALCOM, ISU	1	126
TANNER RODERICK, MSU	1	122
JORDAN HINES, CP	1	117
BEAU GARDNER, NAU	1	110
SHAWN JOHNSON, MSU	1	108
MITCH JESSOP, SUU	1	106
DARNELL ADAMS, PSU	1	105
MITCH SAYLOR, UM	1	103
MIKE SHARP, SUU	1	103
C.J. MORGAN, SUU	1	100
DARRYL DENBY, WSU	1	100

SINGLE-GAME SUPERLATIVES

300-yard Passing Games		
	No.	High
Justin Arias, Idaho State	9	465 - Southern Utah
Vernon Adams, Eastern Washington	8	475 - Washington
Ammon Olsen, Southern Utah	5	528 - Idaho State
Garrett Safron, Sacramento State	4	463 - Montana State
Jordan Johnson, Montana	2	447 - E. Washington
Ben Scott, UC Davis	2	379 - Montana State
Billy Green, Weber State	2	377 - Sac. State
Dakota Prukop, Montana State	2	361 - UC Davis
Sean Rubalcaba, Northern Colorado	2	305 - Weber State
Chase Cartwright, Northern Arizona	1	316 - N. Dakota
Jordan West, Eastern Washington	1	314 - N. Dakota
Jake Bleskin, Montana State	1	301 - Idaho State

100-yard rushing Games		
	No.	High
Xavier Finney, Idaho State	9	236 - Northern Colorado
Jordan Canada, Montana	6	211 - Southern Utah
Dakota Prukop, Montana State	5	176 - Black Hill St.
Kori Garcia, Cal Poly	5	151 - UC Davis
Jer Garman, North Dakota	4	235 - N. Arizona
Gabe Manzanares, UC Davis	4	230 - Cal Poly
Chris Brown, Cal Poly	4	226 - Montana
Quincy Forte, Eastern Washington	4	219 - Northern Arizona
Zach Smith, Weber State	4	156 - Cal Poly
Steven Long, Portland State	2	253 - Northern Arizona
Shawn Johnson, Montana State	2	153 - Weber State
Garrett Safron, Sacramento State	2	146 - Montana State
Marquise Paige, Northern Arizona	2	136 - NM Highlands
Mario Brown, Eastern Washington	2	134 - Southern Utah
Casey Jahn, Northern Arizona	2	132 - Northern Colorado
Jordan Robinson, Sac State	2	130 - Weber State
Chad Newell, Montana State	2	110 - Idaho State
Daniel McSurdy, Idaho State	1	266 - Weber State
Shaq Richard, Portland State	1	151 - W. Oregon
Jakori Ford, Idaho State	1	144 - Simon Fraser
Bo Bolen, Weber State	1	143 - Northern Colorado
Brandon Howe, Cal Poly	1	133 - Southern Utah
Jalen Moore, Eastern Washington	1	133 - Southern Utah
Jabari Wilson, Eastern Washington	1	132 - Portland State
Travon Van, Montana	1	127 - Northern Colorado
Corbin Jountti, Northern Arizona	1	124 - NM Highlands
Jermale Jefferson, UC Davis	1	122 - Fort Lewis
Robert Holland, Northern Colorado	1	122 - Sacramento State
Jadrian Clark, Weber State	1	122 - Northern Arizona
Paris Penn, Portland State	1	112 - Oregon State
Nate Tago, Portland State	1	106 - UC Davis

100-yard Receiving Games		
	No.	High
Cooper Kupp, Eastern Washington	7	185 - Illinois State
Madison Mangum, Idaho State	7	174 - Sacramento State
DeAndre Carter, Sacramento State	6	273 - Southern Utah
Nnamdi Agude, Sacramento St.	5	197 - Montana State
Jamal Jones, Montana	4	146 - UC Davis
Cam Livingston, Weber State	3	175 - Sac State
Ify Umodu, Northern Arizona	3	152 - S. Dakota
Ramon Vargas, UC Davis	3	141 - Montana State
KW Williams, Idaho State	3	135 - Montana State
Shaydon Kehano, Weber State	3	122 - Stephen F. Ausin
Chris Robinson, Southern Utah	2	191 - Idaho State
Travon Van, Montana	2	161 - Eastern Washington
Dimitri Stimpfil, Northern Colorado	2	157 - North Dakot
Kasey Closs, Portland State	2	139 - Idaho State
Alex Toureen, Portland State	2	137 - Sacramento State
Alex Holmes, Northern Arizona	2	119 - Abilene Christian
Shaq Hill, Eastern Washington	2	116 - UM-Western
Kendrick Bourne, Eastern Washington	2	114 - Washington/ISU
Roland Jackson, Cal Poly	2	106 - S. Dakota St.
Justin Brown, Southern Utah	1	159 - Cal Poly
Stephen Miller, Northern Colorado	1	142 - Sac State
Corey Galindo, UC Davis	1	134 - Fort Lewis
Brian Flotkoetter, Montana State	1	132 - C. Arkansas
Broc Malcom, Idaho State	1	126 - Chadron State
Cory Mitchell, Eastern Washington	1	123 - UM-Western
Tanner Roderick, Montana State	1	122 - E. Washington
Jordan Hines, Cal Poly	1	117 - NAU
Beau Gardner, Northern Arizona	1	110 - North Dakota
Shawn Johnson, Montana State	1	108 - UC Davis
Mitch Jessop, Southern Utah	1	106 - Idaho State
Darnell Adams, Portland State	1	105 - Montana St.
Mitch Saylor, Montana	1	103 - Montana St.
Mike Sharp, Southern Utah	1	103 - Montana
Darryl Denby, Weber State	1	100 - Portland State

BIG SKY FOOTBALL - PLAYOFFS, FINAL 2014

SINGLE-GAME SUPERLATIVES

<u>Multiple Touchdown Games-Rushing</u>	<u>No.</u>	<u>High</u>
Chris Brown, Cal Poly	7	3 - Idaho State
Xavier Finney, Idaho State	5	3 - Sac St/SUU
Dakota Prukop, Montana State	5	3 - BHS/SAC
Jordan Canada, Montana	3	3 - UC Davis
Anthony Knight, Montana State	3	3 - C. Arkansas/ISU
Daniel McSurdy, Idaho State	3	3 - Northern Colorado
Jer Garman, North Dakota	3	2 - S. Utah/NAU/NC
Quincy Forte, Eastern Washington	2	4 - Montana State
Jalen Moore, Eastern Washington	2	2 - SHSU/SUU
De'Jon Coleman, Sacramento State	2	2 - NC/UCD
Chad Newell, Montana State	1	5 - S. Dakota St.
Jabari Wilson, Eastern Washington	1	3 - Portland State
Travon Van, Montana	1	3 - C. Washington
Gabe Manzanares, UC Davis	1	3 - Cal Poly
Jermale Jefferson, UC Davis	1	2 - Fort Lewis
Jordan Robinson, Sacramento State	1	2 - Weber State
Casey Jahn, Northern Arizona	1	2 - South Dakota
Vernon Adams Jr. Eastern Washington	1	2 - Idaho State
Kieran McDonagh, Portland State	1	2 - UC Davis
Aamon Olsen, Southern Utah	1	2 - Cal Poly
Jakori Ford, Idaho State	1	2 - Simon Fraser
Joe Protheroe, Cal Poly	1	2 - Sac State
Jadrian Clark, Weber State	1	2 - Northern Arizona
Paris Penn, Portland State	1	2 - Oregon State
Gunnar Brekke, Montana State	1	2 - Portland State
Marquice Page, Northern Arizona	1	2 - North Dakota
Nate Tago, Portland State	1	2 - Sac State
Dano Graves, Cal Poly	1	2 - San Diego

<u>Multiple Touchdown Games-Receiving</u>	<u>No.</u>	<u>High</u>
DeAndre Carter, Sacramento State	5	4 - Southern Utah
Cooper Kupp, Eastern Washington	4	3 - Washington/ISU
Nnamdi Agude, Sacramento State	4	2 - IWU/MSU/NC/PSU
Madison Mangum, Idaho State	3	2 - Chadron State/EWU/MSU
Kendrick Bourne, Eastern Washington	3	2 - SHSU/UM-W/SUU
Ramon Vargas, UC Davis	3	2 - UM/NC/NAU
Dimitri Stimpfil, Northern Colorado	2	3 - Weber State
Chris Robinson, Southern Utah	2	3 - Sacramento State
Cory Mitchell, Eastern Washington	2	2 - UM-Western/Wash.
Shawn Johnson, Montana State	2	2 - EWU/UCD
KW Williams, Idaho State	2	2 - EWU/SUU
Jamal Jones, Montana	2	2 - Cal Poly/San Diego
Corey Galindo, UC Davis	1	3 - Fort Lewis
Blair Bomber, Eastern Washington	1	2 - Sam Houston St.
Kasey Closs, Portland State	1	2 - W. Oregon
Emmanuel Butler, Northern Arizona	1	2 - NM Highlands
Broc Malcom, Idaho State	1	2 - Chadron State
Tanner Roderick, Montana State	1	2 - E. Washington
Shaydon Kehano, Weber State	1	2 - Stephen F. Austin
Drew Batchelor, Weber State	1	2 - Southern Utah
Ify Umodo, Northern Arizona	1	2 - Cal Poly
Justin Brown, Southern Utah	1	2 - EWU
Hagen Graves, Idaho State	1	2 - Simon Fraser
Jayshawn Gates, Montana State	1	2 - UC Davis
Kam Kaimikaua, Weber State	1	2 - Northern Colorado
Stevie Coury, Portland State	1	2 - E. Washington
Jordan Robinson, Sac Sacramento State	1	2 - UC Davis

<u>Multiple Touchdown Games-Passing</u>	<u>No.</u>	<u>High</u>
Justin Arias, Idaho State	12	5 - EWU/SFU
Vernon Adams, Eastern Washington	10	7 - Washington
Garrett Safron, Sacramento State	8	5 - IWU/MSU/SUU
Ammon Olsen, Southern Utah	7	4 - North Dakota
Jordan Johnson, Montana	7	3 - CP/EWU/MSU/S. Diego
Ben Scott, UC Davis	6	4 - MSU/UM
Dakota Prukop, Montana State	4	5 - Sac State
Chase Chartwright, Northern Arizona	4	4 - Cal Poly
Kieran McDonagh, Portland State	3	4 - E. Washington
Jordan West, Eastern Washington	3	3 - Southern Utah
Sean Rubalcaba, Northern Colorado	3	3 - Sac State/WSU
Jadrian Clark, Weber State	2	3 - UND/UNC
Billy Green, Weber State	2	3 - SFA/SUU
London Lacy, UC Davis	2	2 - Fort Lewis/PSU
Chris Brown, Cal Poly	2	2 - SUU/Sac St.
Jordan Perry, Northern Arizona	2	2 - WSU/UCD
Kyren Poe, Northern Arizona	1	3 - NM Highlands
Jonathan Newsom, Northern Colorado	1	2 - Idaho State
Jake Bleskin, Montana State	1	2 - Idaho State
Shay Smickwick-Hann, Montana	1	2 - San Diego

NATIONAL HONORS

Below is a list of Big Sky Conference Players who have been honored as Players of the Week by National Organizations:

Sept. 1

Vernon Adams Jr., QB, EWU: National Performer of the Week, QB of the Week, CFPA.

Miles Killebrew, DB, SUU: DB of the Week, CFPA

Sept. 8

Vernon Adams Jr., QB, EWU: Co-National POW, The Sports Network; All-Star, CSN, QB of the Week, CFPA
Cooper Kupp, WR, EWU: WR of the Week, CFPA
Shamawn Wright, RET, UCD, KOR of the Week, CFPA

Sept. 15

Brad Cornish, K, SAC: Special Teams POTW, TSN, National all-Star, CSN Trevor Bolton, P, MSU: Punter OTW, CFPA.

James Cowser, DE, SUU: DLOTW, CFPA.

Sept. 22

Shawn Johnson, RB, MSU: Offensive Player of the Week, The Sports Network; National AP POTW, CFPA
Quincy Forte, RB, EWU: Weekly All-Star, College Sporting News; National RBOTW, CFPA.

Sept. 29

DeAndre Carter, WR, SAC: WROTW, CFPA

Chinedu Ahanonu, SUU, LB: LBOTW, CFPA

Oct. 6

Dakota Prukop, QB, MSU: Offensive Player of the Week, The Sports Network; CFPA Performer of the Week.
Zack Wagenmann, DE, UM: Defensive Performer of the Week, CFPA.

DeAndre Carter, WR, SAC: WROTW, CFPA

Jake Miller, P, EWU: Punter of the Week, CFPA

Gunnar Brekke, Ret., MSU: All-Purpose POTW, CFPA

Oct. 13

Dakota Prukop, QB, MSU: Weekly All-Star, CSN; National Performer of the Week, CFPA, QB of the Week, CFPA.

Bo Bolen, Ret., WSU: KROW, CFPA

Ellis Onic, Ret., NC: KROW, CFPA

Alex Tillman, Ret. UND: PROW, CFPA

Oct. 20

Justin Arias, QB, ISU: Co-Offensive Player of the Week, The Sports Network; Weekly All-Star, CSN

Mario Jenkins, LB, ISU: Co-Freshman of the Week, The Sports Network. LBOTW, CFPA

Steven Long, RB, PSU: All-Purpose POTW, CFPA

Oct. 27

Chris Brown, QB, Cal Poly: Co-Offensive Player of the Week, The Sports Network.

Ammon Olsen, QB, SUU: Co-National Performer of the Week, CFPA, QBOTW, CFPA

Nov. 10

DeAndre Carter, WR, SAC: Co-Offensive Player of the Week, The Sports Network; National All-Star, College Sporting News; WR of the Week, CFPA.

Ryan Hawkins, K/P, NAU: Co-Offensive Player of the Week, The Sports Network.

Cooper Kupp, Ret., EWU: Punt Returner of the Week, CFPA.

Nov. 17

DeAndre Carter, Sac State, Punt Returner of the Week, CFPA.

Nov. 24

Mitch Saylor, UM: Tight end of the Week, CFPA

Blake O'Neill, WSU: Punter of the Week, CFPA

Shaq Hill, EWU: Kick Returner of the Week, CFPA

Matt Hermanson, UM: DB of the Week, CFPA; Defensive Player of the Week, The Sports Network.

BIG SKY FOOTBALL - PLAYOFFS, FINAL 2014

BIG SKY INDIVIDUALS AMONG NCAA FCS RANKINGS

The Conference leaders and their NCAA Ranking				
Category	Name	School	Statistics	NCAA Rank
Rushing	Xavier Finney	Idaho State	124.6 ypg	10th
Passing eff.	Dakota Prukop	Montana State	164.8	2nd
Total Offense	Garrett Safron	Sacramento State	353.4 ypg	1st
Rec./Game	DeAndre Carter	Sacramento State	8.3 rpg	2nd
Rec.Yds/Game	Madison Mangum	Idaho State	112.2 ypg	2nd
Punting	Kyle Loomis	Portland State	46.0 ypg	1st
Punt Returns	John Nguyen	Montana	9.5 ypr.	22nd
Kickoff Returns	Gunnar Brekke	Montana State	27.1 ypr	12th
Field Goals	Jonathan Gonzales	Portland State	1.42	10th
Scoring	Chris Brown	Cal Poly	9.0 pg	T11th
	DeAndre Carter	Sacramento State	9.0 pg	T11th
All Purpose Yds.	Xavier Finney	Idaho State	134.5 ypg	27th
Tackles	Nick Dzubnar	Cal Poly	13.9 tpg	2nd
Interceptions	Matt Hermanson	Montana	0.4 pg	13th
Sacks	Zack Wagenmann	Montana	1.25	3rd
Tackles-for-loss	James Cowser	Southern Utah	2.4 pg	1st

BIG SKY TEAMS LEADERS AMONG NCAA FCS RANKINGS

The Conference Leaders and Their NCAA Ranking			
Category	School	Statistics	NCAA Rank
Rushing Offense	Cal Poly	351.8 ypg	1st
Passing Offense	Idaho State	348.1 ypg	1st
Total Offense	Idaho State	562.0 ypg	2nd
Scoring Offense	Eastern Washington	44.1 ppg	1st
Rush Defense	North Dakota	102.5 ypg	5th
Pass Defense	Northern Arizona	176.8 ypg	17th
Total Defense	North Dakota	354.4 ypg	34th
Scoring Defense	Montana	21.0 ppg	19th
Punting	Montana State	40.65 ypp	1st
Punt returns	North Dakota	16.93 ypr	5th
Kick Returns	Weber State	26.27 ypr	2nd
Turnover Margin	Montana	1.00	3rd
Sacks	Montana	3.29 spg	7th


Follow the Big Sky on Social Media



BIGSKYCONF



@BIGSKYCONF



@BIGSKYFB

2014 BIG SKY ATTENDANCE

Team	G	All Games		Home Games			Home High-Opp.
		Total	Avg.	G	Total	Avg.	
Cal Poly	12	115,446	9,621	5	44,725	8,945	10,775 - Montana
Eastern Washington	14	182,681	13,049	8	75,455	9,432	11,339 - Montana
Idaho State	12	141,653	11,804	6	40,323	6,721	9,323 - Cal Poly
Montana	14	252,754	18,055	7	166,440	23,777	26,352 - Montana St.
Montana State	13	211,375	16,260	8	136,446	17,056	19,677 - Weber State
North Dakota	12	108,580	9,048	6	44,915	7,486	9,118 - Robert Morris
Northern Arizona	12	113,354	9,446	5	41,128	8,226	11,545 - Cal Poly
Northern Colorado	11	100,908	9,173	5	21,037	4,207	6,348 - Northern Arizona
Portland State	12	113,647	10,972	5	22,914	4,583	5,955 - E. Washington
Sacramento State	12	133,501	11,125	6	39,825	6,638	10,934 - Cal Poly
Southern Utah	12	99,749	8,312	5	16,305	3,261	5,017 - S. Dakota St.
UC Davis	11	147,395	13,400	5	30,633	6,127	7,152 - Montana St.
Weber State	12	149,348	12,446	5	42,472	8,495	14,577 - NDSU
Totals	159	1,889,069	11,881	77	722,659	9,385	

BIG SKY FOOTBALL - PLAYOFFS, FINAL 2014



Walter Payton Award Finalists

Vernon Adams, QB, Eastern Washington
Justin Arias, QB, Idaho State
Bryan Bennett, QB, Southeastern Louisiana
DeAndre Carter, WR, Sacramento State
Marshaun Coprich, RB, Illinois State
Malcolm Cyrus, RB, Alabama State
Khairi Dickson, RB, Saint Francis
Chase Edmonds, RB, Fordham
R.J. Harris, WR, New Hampshire
Rob Hollomon, RB, Central Connecticut State
Jacob Huesman, QB, UT-Chattanooga
Damarcus James, RB Jacksonville State
David Johnson, RB, Northern Iowa
Gus Johnson, RB, Stephen F. Austin
Connor Kacsor, RB, Dayton
Cooper Kupp, WR, Eastern Washington
Yad Lee, QB, James Madison
Dy'Shawn Mobley, RB, E. Kentucky
Mycole Pruitt, TE, Southern Illinois
Dakota Prukop, QB, Montana State
John Robertson, QB, Villanova
Alex Ross, QB, Coastal Carolina
Tyler Varga, RB, Yale
Herb Walker Jr., RB, Morgan State
Zach Zenner, RB, South Dakota State

BUCK BUCHANAN AWARD FINALISTS

Quinn Backus, LB, Coastal Carolina
Tony Bell, LB, UT-Martin
Don Cherry, LB, Villanova
Isiah Corbett, LB, SE Louisiana
Jeff Covitz, DE, Bryant
James Cowser, DE, Southern Utah
Ryan Delaire, DE, Towson
Nick Dzubnar, LB, Cal Poly
Kyle Emanuel, DE, North Dakota State
Jacob Hagen, FS, Liberty
Javon Hargrave, DT, South Carolina St.
Colten Heagle, SS, North Dakota State
Zach Hodges, DE, Harvard
OJ Mau, NG, Gardner-Webb
Alec May, DE, Georgetown
Donald Payne, SS, Stetson
Christian Ricard, S/LB, Stony Brook
Caleb Schaffitzel, SS, Missouri State
Jaquiski Tartt, FS, Samford
Lynden Trail, LB, Norfolk State
Davis Tull, DE, Chattanooga
Connor Underwood, LB, Indiana State
Zack Wagenmann, DE, Montana
Xavier Williams, DT, Northern Iowa
Jonathan Woodard, DE, Central Arkansas

JERRY RICE AWARD FINALISTS

Aaron Baker, RB, Alcorn State
Mike Basile, S, Monmouth
De'Andre Brown, RB, Alilene Christian
Al Cobb, QB, VMI
Chandler Curtis, WR/Ret., Mercer
Chase Edmonds, RB/Ret., Fordham
Josh Gontarek, WR/Ret., Albany
Christian Guzman, P, Houston Baptist
P.J. Hall, DE, Sam Houston State
Austin Howard, QB, Southern
Damond Jackson, S, Prairie View A&M
Mario Jenkins, LB, Idaho State
Alex Lakes, RB, Mercer
Justin Lea, OT, Jacksonville State
Darius Leonard, LB, South Carolina State
Jimmy Moreland, CB, James Madison
Troy Pelletier, WR, Lehigh
Daniel Riddle, LB, Western Carolina
Sam Schrader, RB, Butler
James Simms, LB, Towson
Nathan Stone, LB, Duquesne
Lucas Webb, FS, Chattanooga
Hunter Wells, QB, Youngstown State.
Jake Wieneke, WR, South Dakota State
Blaine Woodson, DT, Delaware

EDDIE ROBINSON AWARD FINALISTS

Beau Baldwin, Eastern Washington
Rod Broadway, North Carolina A&T
Clint Conque, Stephen F. Austin
Marty Fine, Bryant
Broderick Fobbs, Grambling State
Josh Grass, Jacksonville State
Dean Hood, Eastern Kentucky
Russ Huesman, Chattanooga
Chris Klieman, NDSU
Mike Kramer, Idaho State
Dale Lindsey, San Diego
Sean McDonnell, New Hampshire
Joe Moglia, Coastal Carolina
Tim Murphy, Harvard
Tony Reno, Yale
Mike Sanford, Indiana State
Brock Spack, Illinois State
Mark Speir, Western Carolina
Joe Susan, Bucknell
Everett Withers, James Madison



Big Sky players on NFL Rosters as of Sept. 7, 2014

Dan Carpenter, K, Buffalo
Colton Schmidt, P, Buffalo
Jordan Tripp, LB, Miami
Jimmy Wilson, S, Miami
Seth Lobato, QB, Miami (P)
McLeod Bethel-Thompson, QB, New England (P)
Paul McQuistan, OL, Cleveland Brown
Isaiah Trufant, DB, Cleveland (IR)
Colt Anderson, S, Indianapolis
Michael Roos, OL, Tennessee
William Poehls, OL, Tennessee (P)
Julius Thomas, TE, Denver
Taiwan Jones, DB, Oakland
Dan Kistler, OL, Oakland (P)
Jared Allen, DE, Chicago Bears
Adam Hayward, LB, Washington
Kroy Biermann, LB, Atlanta
Josh Hill, TE, New Orleans
Evan Dietrich-Smith, OL, Tampa Bay
Dane Fletcher, LB, Tampa Bay
Trumaine Johnson, CB, St. Louis
Mike Person, OL, St. Louis
Chase Reynolds, RB, St. Louis
Brock Coyle, LB, Seattle
DeShawn Shead, DB, Seattle
Demetrius Bronson, RB, Seattle (P)
Asa Jackson, DB, Baltimore
Vincent Jackson, WR, Tampa Bay
Zack Bauman, RB, Arizona (P)
Jace Davis, WR, Baltimore (P)
(P) - Practice Squad
(IR) - Injured reserve



Big Sky Players on CFL Rosters as of Sept. 7, 2014:

Travis Lulay, QB, B.C.
T.J. Lee III, CB, B.C.
Ryan Phillips, DB, B.C.
Matt Nicholls, QB, Edmonton
J.C. Sherritt, LB, Edmonton
Bo Levi Mitchell, QB, Calgary
Brandon Smith, DB, Calgary
Greg Peach, DE, Winnipeg
Aaron Woods, WR, Winnipeg
Daivon Dumas, DB, Winnipeg
Jason Barnes, WR, Toronto
Ricky Ray, QB, Toronto
Herve Tonye-Tonye, LB, Toronto (P)
Khalil Paden, WR, Ottawa
Reggie Jones, DB, Ottawa
JP Kanongata'a, LB, Ottawa (P)

BIG SKY FOOTBALL - PLAYOFFS, FINAL 2014

Bowl Games — (Won 2, Lost 3)		
Year	Bowl	Results
1964	Camellia	Montana State 28, Sacramento State 7
1966	Camellia	San Diego State 28, Montana State 7
1969	Camellia	North Dakota State 30, Montana 3
1970	Camellia	North Dakota State 31, Montana 16
1971	Camellia	Boise State 32, Chico State 28

NCAA Division II Championship — (Won 4, Lost 4)		
Year	Round	Results
1973	First Round	@ Boise State 53, South Dakota 10
	Semifinals	Louisiana Tech 38, Boise State 34 (Pioneer Bowl)
1974	First Round	Central Michigan 20, @ Boise State 6
1975	First Round	No. Michigan 24, @ Boise State 21
1976	First Round	@ Montana St. 17, New Hampshire 16
	Semifinals	Montana State 10, @ No. Dakota St. 3 (Grantland Rice Bowl)
	Finals	Montana St. 24, Akron 13 (Pioneer Bowl)
1977	First Round	Jacksonville State 35, @ No. Arizona 0

NCAA Division I Championship - (79-69)		
Year	Round	Results
1979	Semifinals	@ E. Kentucky 33, Nevada 30 (2 OT)
1980	Semifinals	@ Boise State 14, Grambling 9
	Finals	Boise State 31, Eastern Kentucky 29 (Sacramento, Calif.)
1981	Quarterfinals	@ Idaho State 51, Rhode Island 0
	Semifinals	Boise State 19, @ Jackson State 7
	Finals	@ Idaho St. 41, South Carolina State 12 Eastern Kentucky 23, @ Boise State 17 Idaho State 34, Eastern Kentucky 23 (Witchita Falls, Texas)
1982	First Round	@ Idaho 21, Montana 7
	Quarterfinals	@ Eastern Kentucky 38, Idaho 30
1983	First Round	Nevada 27, @ Idaho State 20
	Quarterfinals	@ Nevada 20, North Texas St. 17 (OT)
	Semifinals	@ Southern Illinois 23, Nevada 7
1984	Quarterfinals	@ Montana State 31, Arkansas State 14
	Semifinals	@ Montana State 32, Rhode Island 20
	Finals	Montana State 19, Louisiana Tech 6 (Charleston, SC)
1985	First Round	Eastern Washington 42, @ Idaho 38
	Quarterfinals	@ Nevada 24, Arkansas State 23
	Semifinals	@ Furman 35, Nevada 12
1986	First Round	@ Nevada 27, Idaho 7
	Quarterfinals	@ Nevada 33, Tennessee State 6
	Semifinals	Georgia Southern 48, @ Nevada 38
1987	First Round	Weber State 59, @ Idaho 30
	Quarterfinals	@ Marshall 51, Weber State 23
1988	First Round	Northwestern St. 22, @ Boise State 13
	Quarterfinals	@ Idaho 38, Montana 19
	Semifinals	@ Idaho 38, Northwestern State 30
	Finals	@ Furman 38, Idaho 7
1989	First Round	@ Montana 48, Jackson State 7
	Quarterfinals	Eastern Illinois 38, @ Idaho 21
	Semifinals	@ Montana 25, Eastern Illinois 19
1990	First Round	@ Georgia Southern 45, Montana 15
	Quarterfinals	Idaho 41, @ Southwest Missouri St. 35
	Semifinals	@ Boise State 20, Northern Iowa 3
	Finals	@ Nevada 27, Northeast Louisiana 13
	Finals	@ Georgia Southern 28, Idaho 27
	Finals	@ Boise State 20, Middle Tenn. State 13
	Finals	@ Nevada 42, Furman 35 (3OT)
	Finals	@ Nevada 59, Boise State 53 (3OT)
	Finals	@ Georgia Southern 36, Nevada 13 (Statesboro, GA)
1991	First Round	@ Nevada 22, McNeese State 16
	Quarterfinals	@ Northern Iowa 38, Weber State 21
1992	First Round	Youngstown State 30, Nevada 28
	Quarterfinals	McNeese State 23, @ Idaho 20
1993	First Round	@ Northern Iowa 17, Eastern Washington 14
	Quarterfinals	Delaware 49, @ Montana 48
	Semifinals	Idaho 34, @Northeast Louisiana 31
	Finals	@Idaho 21, Boston University 14
1994	First Round	@Youngstown State 35, Idaho 16
	Quarterfinals	@Montana 23, Northern Iowa 20
	Semifinals	@Boise State 24, North Texas 20
	Finals	@McNeese State 38, Idaho 21
	Finals	@Boise State 17, Appalachian State 14
	Finals	@Montana 30, McNeese State 28
	Finals	@Youngstown State 28, Montana 9
	Finals	@Boise State 28, Marshall 24
	Finals	Youngstown State 28, Boise State 14 (at Huntington, West Virginia)

Year	Round	Results
1995	First Round	@Montana 48, Eastern Kentucky 0
	Quarterfinals	@McNeese State 33, Idaho 3
	Semifinals	@Montana 45, Georgia Southern 0
	Championship	@Montana 70, Stephen F. Austin 14
1996	First Round	Montana 22, Marshall 20 (Huntington, WV)
	Quarterfinals	@Montana 48, Nicholls State 3
	Semifinals	Furman 42, @Northern Arizona 31
	Finals	@Montana 44, East Tennessee State 14
	Finals	@ Montana 70, Troy State 7
1997	First Round	Marshall 49, Montana 29 (Huntington, WV)
	Quarterfinals	@ E. Wash. 40, Northwestern St. 10
	Semifinals	@ McNeese State 19, Montana 14
	Finals	@ E. Wash. 38, West. Kentucky 21
1998	First Round	Youngstown St. 25, @ E. Washington 14
1999	First Round	@ Western Illinois 52, Montana 9
	Quarterfinals	Youngstown State 30, @Montana 27
	Semifinals	@Geo. Southern 72, No. Arizona 29
2000	First Round	@Delaware 49, Portland State 14
	Quarterfinals	@Montana 45, Eastern Illinois 13
	Semifinals	@Montana 34, Richmond 20
	Finals	@Montana 19, App. State 16 (OT)
2001	First Round	Georgia Southern 27, Montana 25 (Chattanooga, Tenn.)
	Quarterfinals	@Montana 28, Northwestern State 19
	Semifinals	@ Sam Houston State 34, N. Arizona 31
	Finals	@Montana 49, Sam Houston State 24
2002	First Round	@Montana 38, Northern Iowa 0
	Quarterfinals	Montana 13, Furman 6 (Chattanooga, Tenn.)
	Semifinals	@Montana 45, Northwestern State 14
	Finals	@McNeese State 21, Montana State 14
2003	First Round	@McNeese State 24, Montana 20
	Quarterfinals	Western Illinois 43, @Montana 40 2OT
	Semifinals	@Northern Iowa 35, Montana State 14
	Finals	Northern Arizona 35, @McNeese St. 3
2004	First Round	Fla. Atlantic 48, @Northern Arizona 25
	Quarterfinals	@Montana 56, Northwestern State 6
	Semifinals	E. Washington 35, @S. Illinois 31
	Finals	@Montana 47, New Hampshire 17
2005	First Round	Sam Houston St. 35, @E. Wash. 34
	Quarterfinals	@Montana 34, Sam Houston State 13
	Semifinals	James Madison 31, Montana 21 (Chattanooga, Tenn.)
2006	First Round	Cal Poly 35, @Montana 21
	Quarterfinals	@Northern Iowa 41, Eastern Wash. 38
	Semifinals	@Montana 31, McNeese State 6
	Finals	@Montana State 31, Furman 13
2007	First Round	@Montana 20, S. Illinois 3
	Quarterfinals	@Appalachian St. 38, Montana State 17
	Semifinals	UMass 19, @Montana 17
	Finals	Wofford 23, @Montana 22
2008	First Round	Eastern Washington 45, @McNeese St. 15
	Quarterfinals	@Appalachian State 38, E. Wash. 35
	Semifinals	Weber State 49, @Cal Poly 35
	Finals	@Montana 31, Texas State 13
2009	First Round	@Montana 24, Weber State 13
	Quarterfinals	Montana 35 @James Madison 27
	Semifinals	Richmond 24, Montana 7 (Chattanooga, Tenn.)
	Championship	@Montana 61, South Dakota State 48
	Finals	@Stephen F. Austin 44, E. Washington 33
2010	Second Round	@William & Mary 38, Weber State 0
	Quarterfinals	@Montana 51, Stephen F. Austin 0
	Semifinals	@Montana 24, Appalachian State 17
	Championship	Villanova 23, Montana 21 (Chattanooga, Tenn.)
2011	Second Round	@Eastern Washington 37, SE Missouri St 17
	Quarterfinals	North Dakota State 42, Montana State 17
	Semifinals	@Eastern Washington 38, North Dakota State 31, OT
	Championship	@Eastern Washington 41, Villanova 31
	Finals	Eastern Washington 20, Delaware 19 (Frisco, Texas)
2012	Second Round	*@Montana 41, Central Arkansas 14
	Quarterfinals	@Montana State 26, New Hampshire 25
	Semifinals	*@Montana 48, Northern Iowa 10
	Finals	@Sam Houston State 49, Montana State 13
2013	Second Round	*@Sam Houston State 31, Montana 28
	Quarterfinals	@Sam Houston State 18, Cal Poly 16
	Semifinals	@Montana State 16, Stony Brook 10
	Finals	@Eastern Washington 29, Wagner 19
2014	Second Round	Sam Houston State 34, @Montana State 16
	Quarterfinals	@Eastern Washington 51, Illinois State 35
	Semifinals	Sam Houston State 45, @Eastern Washington 42
	Finals	South Dakota State 26, @Northern Arizona 7
	Finals	@Sam Houston State 51, Southern Utah 20
	Finals	@Eastern Washington 41, South Dakota State 17
	Finals	Coastal Carolina 42, @Montana 35
	Finals	@Eastern Washington 35, Jacksonville State 24
	Finals	Towson 35, @Eastern Washington 31
	Finals	@Montana 52, San Diego 14
	Finals	South Dakota St. 47, @Montana State 40
	Finals	@Eastern Washington 37, Montana 20
	Finals	Illinois State 59, @Eastern Washington 46

*Montana vacated two playoff wins and a loss in 2011 due to use of ineligible players.

BIG SKY FOOTBALL - PLAYOFFS, FINAL 2014

Below is a game-by-game list, by conference and independents, of how the Big Sky has fared in Division I postseason play since its first game in 1979. The Big Sky is 79-69 (.533) in its 148 games in the NCAA Division I Football Championship. Note that eight wins and eight losses came against fellow Big Sky teams. Against outside opponents, the Big Sky is 71-61 (.538) Montana vacated two playoff wins and a loss 2011 due to use of an ineligible player.

Atlantic 10/Colonial Athletic Association (6-7)	
2000	@Delaware 49, Portland State 14 (First Round)
	@Montana 34 , Richmond 20 (Quarterfinals)
2004	@Montana 47 , New Hampshire 17 (Quarterfinals)
	James Madison 31, Montana 21 (Championship)
2006	UMass 19, @Montana 17 (Semifinal)
2008	Montana 35 , @James Madison 27 (Semifinal)
	Richmond 24, Montana 7 (Championship)
2009	@William & Mary 38, Weber State 0 (First)
	Villanova 23, Montana 21 , (Championship)
2010	@Eastern Washington 41 , Villanova 31 (Semifinal)
	Eastern Washington 20 , Delaware 19 (Championship)
2011	@Montana State 26 , New Hampshire 25 (Second Round)
2013	Towson 35, @Eastern Washington 31 (Semifinal)
*Big Sky teams are 9-8 overall against current members of the Atlantic 10/Colonial Athletic Association in the playoffs. Montana State and Idaho State each defeated Rhode Island while Montana lost to Delaware when those teams were playing as members of the Yankee Conference. All teams previously in the Atlantic 10 joined the CAA for football in 2007.	
Big South (1-1)	
2012	@Montana State 16 , Stony Brook 10 (Second Round)
2013	Coastal Carolina 42, @Montana 35 (Second Round)
Great West (1-1)	
2005	Cal Poly 35, @Montana 21 (First Round)
2008	Weber State 49 , @Cal Poly 35 (First Round)
Ohio Valley Conference (7-3)	
1979	@Eastern Kentucky 33, Nevada 30 (2OT) (Semifinals)
1980	Boise State 31 , Eastern Kentucky 29 (Championship)
1981	Eastern Kentucky 23, @ Boise State 17 (Semifinals)
	Idaho State 34 , Eastern Kentucky 23 (Championship)
1982	@Eastern Kentucky, 38, Idaho 30 (Quarterfinals)
1990	@Boise State 20 , Middle Tennessee St. 13 (Quarterfinals)
1995	@Montana 48 , Eastern Kentucky 0 (First Round)
2000	@Montana 45 , Eastern Illinois 13 (First Round)
2010	@Eastern Washington 37 , SE Missouri State 17 (Second Round)
2013	@Eastern Washington 35 , Jacksonville State 24 (Quarterfinal)
Mid-Eastern Athletic Conference (1-0)	
1981	@ Idaho State 41 , Southern Carolina State 12 (Semifinals)
Missouri Valley Conference (11-13)	
1989	Eastern Illinois 38, @ Idaho 21 (First Round)
	@Montana 25 , Eastern Illinois 19 (Quarterfinals)
1990	Idaho 41 , @ Southwest Missouri State 35 (First Round)
	@Boise State 20 , Northern Iowa 3 (First Round)
1991	@Northern Iowa 38, Weber State 21 (First Round)
1992	@Northern Iowa 17, Eastern Washington 14 (First Round)
1994	@Montana 23 , Northern Iowa 20 (First Round)
1997	Youngstown St. 25, @ Eastern Washington 14 (Semifinals)
1998	@ Western Illinois 52, Montana 9 (First Round)
1999	Youngstown State 30, @ Montana 27 (First Round)
2001	@ Montana 38 , Northern Iowa 0 (Semifinals)
2003	Western Illinois 43, @Montana 40 2OT (First Round)
	@Northern Iowa 35, Montana State 14 (First Round)
2004	Eastern Washington 35 , @Southern Illinois 31 (First Round)
2005	@Northern Iowa 41, Eastern Washington 38 (First Round)
2006	@Montana 20 , Southern Illinois 3 (Quarterfinal)
2009	@Montana 61 , South Dakota State 48 (First Round)
2010	North Dakota State 42, @Montana State 17 (Second Round)
	@Eastern Washington 38 , North Dakota State 31, OT (Quarterfinal)
2011	* @Montana 41 , Northern Iowa 10 (Quarterfinal)
2012	@Eastern Washington 51 , Illinois State 35 (Semifinals)
2013	South Dakota State 26, @Northern Arizona 7 (First Round)
	@Eastern Washington 41 , South Dakota State 17 (Quarterfinal)
2014	South Dakota State 47, @Montana State 40 (First Round)
	Illinois State 59, @Eastern Washington 46 (Quarterfinal)
Northeast Conference (1-0)	
2012	@Eastern Washington 29 , Wagner 19 (Second round)
Pioneer League (1-0)	
2014	@Montana 52 , San Diego (14) (First Round)
Southwestern Athletic Conference (3-0)	
1980	@Boise State 14 , Grambling 9 (Semifinals)
1981	Boise State 19 , @ Jackson State 7 (Quarterfinals)
1989	@Montana 48 , Jackson State 7 (First Round)
Southern Conference (10-10)	
1985	@Furman 35, Nevada 12 (Semifinals)
1987	@Marshall 51, Weber State 23 (Quarterfinals)
1988	@Furman 38, Idaho 7 (Semifinals)

1990	@Nevada 42 , Furman 35 (3 OT) (Semifinals)
1994	@ Boise State 17 , Appalachian State 14 (Quarterfinals)
	@ Boise State 28 , Marshall 14 (Semifinals)
1995	@ Montana 45 , Georgia Southern 0 (Quarterfinals)
	Montana 22 , @ Marshall 20 (Championship)
1996	Furman 42, @ Northern Arizona 31 (First Round)
	@ Montana 44 , East Tennessee 14 (Quarterfinals)
	@ Marshall 49, Montana 29 (Championship)
1999	@Georgia Southern 72, Northern Arizona 29 (First)
2000	@ Montana 19 , Appalachian State 16 OT (Semifinals)
	Georgia Southern 27, Montana 25 (Championship)
2001	Montana 13 , Furman 6 (Championship)
2006	@Montana State 31 , Furman 13 (First)
	@Appalachian State 38, Montana State 17 (Quarterfinal)
2007	Wofford 23, @Montana 22 (First)
	@Appalachian State 38, Eastern Washington 35 (Quarterfinal)
2009	@Montana 24 , Appalachian State 17 (Semifinal)
Southland Conference (24-16)	
1983	@Nevada 20 , Northern Texas 17 (OT) (Quarterfinals)
1984	@Montana State 31 , Arkansas State 14 (Quarterfinals)
	Montana State 19 , Louisiana Tech 6 (Championship)
1985	@Nevada 24 , Arkansas State 23 (First Round)
1988	Northwestern State 22, @ Boise State 13 (First Round)
	@Idaho 38 , Northwestern State 30 (Quarterfinals)
1990	@Nevada 27 , Northeast Louisiana 13 (First Round)
1991	@Nevada 22 , McNeese State 16 (First Round)
1992	McNeese State 23, @ Idaho 20 (First Round)
1993	Idaho 34 , @ Northeast Louisiana 31 (First Round)
1994	@Boise State 24 , North Texas 20 (First Round)
	@ McNeese State 38, Idaho 21 (First Round)
	@Montana 30 , McNeese State 28 (Quarterfinals)
1995	@ McNeese State 33, Idaho 3 (First Round)
	@Montana 70 , Stephen F. Austin 14 (Semifinals)
1996	@Montana 48 , Nicholls State 3 (First Round)
	@Montana 70 , Troy State 7 (Semifinals)
1997	@ McNeese State 19, Montana 14 (First Round)
	@Eastern Washington 40 , Northwestern St. 10 (First Round)
2001	@Montana 28 , Northwestern State 19 (First Round)
	@ Sam Houston State 34, Northern Arizona 31 (First Round)
	@Montana 49 , Sam Houston State 24 (Quarterfinals)
2002	@Montana 45 , Northwestern State 14 (First Round)
	@McNeese State 21, Montana State 14 (First Round)
	@McNeese State 24, Montana 20 (Quarterfinals)
2003	Northern Arizona 35 , @McNeese State 3 (First Round)
2004	@Montana 56 , Northwestern State 6 (First round)
	Sam Houston St. 35, @Eastern Washington 34 (Quarterfinal)
	@Montana 34 , Sam Houston State 13 (Semifinal)
	@Montana 31 , McNeese State 6 (First Round)
2006	Eastern Washington 44 , @McNeese St. 15 (First Round)
2007	@Montana 31 , Texas State 13 (First Round)
2008	@Stephen F. Austin 44, Eastern Washington 33 (First)
2009	@Montana 41 , Stephen F. Austin 0 (Quarterfinal)
2011	* @Montana 41 , Central Arkansas 14 (Second Round)
	@Sam Houston State 49, Montana State 13 (Quarterfinal)
	*@Sam Houston State 31, Montana 28 (Semifinal)
2012	@Sam Houston State 18, Cal Poly 16 (Second Round)
	Sam Houston State 34, @Montana State 16 (Quarterfinals)
	Sam Houston State 45 @Eastern Washington 42 (Semifinals)
2013	@Sam Houston State 51, Southern Utah 20 (First Round)
NCAA I-AA Independents (2-11)	
1983	@Southern Illinois 23, Nevada 7 (Semifinals)
1985	Eastern Washington 42, @ Idaho 38 (First Round)
1986	@ Nevada 33 , Tennessee State 6 (Quarterfinals)
	Georgia Southern 48, @ Nevada 38 (Semifinals)
1989	@ Georgia Southern 45, Montana 15 (Semifinals)
1990	@ Georgia Southern 28, Idaho 27 (Quarterfinals)
	@ Georgia Southern 36, Nevada 13 (Championship)
1991	Youngstown State 30, @Nevada 28 (Quarterfinals)
1993	@ Youngstown State 35, Idaho 16 (Semifinals)
1994	@ Youngstown State 28, Montana 9 (Semifinals)
	Youngstown State 28, Boise State 14 (Championship)
1997	@ Eastern Washington 38 , W. Kentucky 21 (Quarterfinals)
2003	Florida Atlantic 48, @Northern Arizona 25 (Quarterfinals)
Yankee Conference (3-1)	
1981	@ Idaho State 51 , Rhode Island 0 (Quarterfinals)
1984	@ Montana State 32 , Rhode Island 20 (Semifinals)
1993	Delaware 49, @ Montana 48 (First Round)
	@ Idaho 21 , Boston University 14 (Quarterfinals)
Big Sky Conference (8-8)	
1982	@Idaho 21, Montana 7 (First Round)
1983	Nevada 27, @ Idaho State 20 (First Round)
1986	@ Nevada 27, Idaho 7 (First Round)
1987	Weber State 59, @ Idaho 30 (First Round)
1988	@Idaho 38, Montana 19 (First Round)
1990	@Nevada 59, Boise St. 53 (3 OT) (Semifinals)
2008	@Montana 24, Weber State 13 (Quarterfinals)
2014	@Eastern Washington 37, Montana 20 (Second Round)
*Games vacated for use of ineligible players	

BIG SKY FOOTBALL - PLAYOFFS, FINAL 2014



Vernon Adams Jr.

Zack Wagenmann



LEAGUE ANNOUNCES 2014 ALL-CONFERENCE FOOTBALL TEAM

OGDEN, Utah (Nov. 25, 2014) - The three Big Sky Conference playoff teams combined to place 15 players on the 2014 All-Conference Football Team, which was released on Tuesday.

Big Sky Conference champion Eastern Washington saw six of its players tabbed to the league's top team. Junior quarterback Vernon Adams Jr. captured the league's Offensive Player of the Year, becoming the first repeat winner of the honor since Eastern Washington QB Erik Meyer in 2004 and 2005.

Five Montana State student-athletes and four from the Montana Grizzlies were selected to the First Team. Grizzly senior defensive end Zack Wagenmann earned Defensive Player of the Year honors and was named to the All-Conference First Team for the third straight season.

The Eagles, Grizzlies and Bobcats all earned postseason berths. Montana and Montana State will play this Saturday, while Eastern Washington has a bye to the second round.

The teams and individual award winners were selected by the 13 conference head coaches on Monday.

Southern Utah junior quarterback Ammon Olsen, a transfer from BYU, was named the Newcomer of the Year. Idaho State redshirt freshman linebacker Mario Jenkins was selected as the Freshman of the Year.

Twelve of the 13 Big Sky teams placed at least one player on the 30-player First Team. Sacramento State senior wide receiver DeAndre Carter was the only unanimous First Team selection. Carter leads the nation in catches (99), receiving yards (1,321) and touchdown catches (17).

Carter was one of five players to earn First Team All-Conference honors for the second time. Eastern Washington sophomore wide receiver Cooper Kupp, Adams., and Portland State senior punter Kyle Loomis were repeat selections. Eastern Washington senior linebacker Ronnie Hamlin, a First Team pick in 2012, returned to the top squad.

Adams, from Pasadena, Calif., picked up the 2014 season right where he left off in 2013 when he threw for nearly 5,000 yards and 55 touchdowns. Adams suffered a broken foot in the sixth game, forcing him to sit out four weeks. Still, he guided EWU to a 7-1 record with the only loss coming 59-52 on the road against Washington, a game where he threw for 475 yards and seven touchdowns. In eight games, Adams has thrown for 2,876 yards with 30 touchdowns and just five interceptions. Adams is averaging 359.5 passing yards and 391.5 yards of total offense per game. His efficiency rating is 176.9.

Wagenmann, a senior from Missoula, Mont., led the Big Sky during the regular season with 13.5 sacks, and was second with 18.5 tackles for loss. He also had a league-high five forced fumbles and 66 total tackles. Montana leads the Big Sky in scoring defense (20.2 points per game).

INDIVIDUAL AWARD WINNERS

Offensive Player of the Year

Vernon Adams, Jr., QB, Eastern Washington

Defensive Player of the Year

Zack Wagenmann, Sr., DE, Montana

Newcomer of the Year

Ammon Olsen, Jr., QB, Southern Utah

Freshman of the Year

Mario Jenkins, LB, Idaho State

THREE-TIME FIRST TEAM SELECTIONS

Zack Wagenmann, Sr., DE, Montana

TWO-TIME FIRST TEAM SELECTIONS

Cooper Kupp, So., WR, Eastern Washington
Vernon Adams Jr., Jr., QB, Eastern Washington
DeAndre Carter, Sr., WR, Sacramento State
Ronnie Hamlin, Sr., LB, Eastern Washington
Kyle Loomis, Sr., P, Portland State

UNANIMOUS SELECTIONS

DeAndre Carter, Sr., WR, Sacramento State

BIG SKY FOOTBALL - PLAYOFFS, FINAL 2014



Mario Jenkins

Ammon Olsen



Olsen, from Draper, Utah, began the season as a backup for Southern Utah, but took over starting duties in the fourth game. He completed 63.7 percent of his passes for 3,034 yards with 21 touchdowns and 10 interceptions.

Jenkins, from Boise, led Idaho State with 120 total tackles – 10.5 for loss – three interceptions, two sacks, eight quarterback hurries, a forced fumble and a fumble recovery. Jenkins ranks fifth in the league in tackles per game (10.0), which is the most by an FCS freshman.

Joining Adams, Kupp, and Hamlin on the First Team from Eastern Washington were senior safety Tevin McDonald, senior offensive tackle Jake Rogers and junior offensive guard Aaron Neary. Kupp enters the playoffs with 82 catches for 1,160 yards and 14 touchdowns. McDonald, in his second season with the Eagles after transferring from UCLA, tallied 68 tackles, three interceptions, three forced fumbles and three fumble recoveries. Hamlin amassed 86 total tackles. Rogers and Neary anchored an offensive line that helped the Eagles average a national-best 44.6 points and 522.8 yards of offense per game.

Senior linebacker Alex Singleton led the contingent of five Montana State Bobcats on the First Team. Singleton ranks fourth in the league with an average of 10.6 tackles per game. He is third in the nation with an average of 6.8 solo tackles per game. Singleton netted 14 tackles for loss. Sophomore offensive guard JP Flynn, senior tight end Tiai Salanoa, senior cornerback Deonte Flowers and sophomore special teamer Chad Newell were also tabbed to the First Team. Salanoa caught 29 passes for 298 yards during the regular season. Flowers had 10 pass breakups, an interception and 46 tackles.

Senior safety Matt Hermanson, senior defensive tackle Tonga Takai and senior running back Jordan Canada were the other Grizzlies on the First Team. Hermanson led the league with six interceptions and 99 tackles. Takai had 44 tackles – 6.5 for loss – and an interception during the regular season. Canada rushed for 1,011 yards and 11 touchdowns.

Senior quarterback Justin Arias led a trio of Idaho State Bengals on the First Team. Arias, who shared QB honors with Adams, leads the nation in passing yards (4,076) and touchdown passes (38). Arias led Idaho State to eight victories, the combined total for the program the previous three seasons. Idaho State leads the nation in total offense and is second in passing offense.

Junior running back Xavier Finney, who led the Big Sky with 1,495 rushing yards, was also named to the First Team, along with Bengal sophomore wide receiver Madison Mangum, who caught 83 passes for 1,234 yards and 10 touchdowns.

Cal Poly senior linebackers Cameron Ontko and Nick Dzubnar represented the Mustangs on the First Team. Dzubnar, a candidate for the Buck Buchanan Award, led the Big Sky with 167 total tackles. He also had three sacks, two interceptions, a forced fumble and six pass breakups. Ontko amassed 101 total tackles. Northern Arizona cornerback Marcus Alford and Lumberjack fullback Nick Butier were selected to the First Team. Alford tallied three interceptions and 13 total pass breakups. Butier scored one rushing touchdown and caught 17 passes and a touchdown.

Portland State senior Cornelius Edison was selected as the First Team center. He joined Loomis on the first team. Loomis led the nation in punting for the second straight season, averaging 46 yards per punt.

Southern Utah junior defensive end James Cowser earned the nod at defensive end after setting a Big Sky single-season record with 29 tackles for loss. Cowser also registered 11.5 sacks.

North Dakota's Alex Tillman was named the First Team return specialist. Tillman, a senior transfer from the University of Houston, averaged 16.9 yards per punt return, including a 95-yarder for a touchdown against Portland State. He also averaged 18.8 yards per kick return.

Sacramento State junior Brad Cornish was selected as the kicker. Cornish made 14-of-17 field goals, with a long of 49 yards. He had 16 touchbacks on kickoffs, and made 56 of his 59 extra points.

UC Davis senior offensive tackle Ian Joseph rounded out the First Team.

BIG SKY FOOTBALL - PLAYOFFS, FINAL 2014

2014 ALL-CONFERENCE FOOTBALL TEAM

FIRST TEAM OFFENSE

Wide Receivers #Cooper Kupp, So., Eastern Washington
^#DeAndre Carter, Sr., Sacramento State
Madison Mangum, So., Idaho State

Tackles Jake Rodgers, Sr., Eastern Washington
Ian Joseph, Sr., UC Davis

Guards Aaron Neary, Jr., Eastern Washington
JP Flynn, So., Montana State

Center Cornelius Edison, Sr., Portland State

Tight End Tiai Salanoa, Sr., Montana State

Quarterback #Vernon Adams Jr., Jr. Eastern Washington
Justin Arias, Sr., Idaho State

Running Backs Xavier Finney, Jr., Idaho State
Jordan Canada, Sr., Montana

Fullback Nick Butier, Jr., Northern Arizona

Placekicker Brad Cornish, Jr., Sacramento State

Return Specialist Alex Tillman, Sr., North Dakota

FIRST TEAM SPECIAL TEAMS PLAYER

Chad Newell, So., Montana State

FIRST TEAM DEFENSE

Tackles Tonga Takai, Sr., Montana
Lexington Smith, Sr., Northern Colorado

Ends \$Zack Wagenmann, Sr., Montana
James Cowser, Jr., Southern Utah

Outside LBs Alex Singleton, Sr., Montana State
Cameron Ontko, Sr., Cal Poly

Inside LBs Nick Dzubnar, Sr., Cal Poly
#Ronnie Hamlin, Sr., Eastern Washington

Cornerbacks Deonte Flowers, Sr., Montana State
Marcus Alford, Jr., Northern Arizona

Safeties Tevin McDonald, Sr., Eastern Washington
Matt Hermanson, Sr., Montana

Punter #Kyle Loomis, Sr., Portland State

SECOND TEAM OFFENSE

Wide Receivers Jamaal Jones, Jr., Montana
Nnamdi Agude, Jr., Sacramento State
Shaydon Kehano, Sr., Weber State

Tackles Jim Bagley, Sr., Idaho State
Joe Gurski, Sr., Northern Arizona

Guards Quinn Catalano, Sr., Montana State
Nick Enriquez, So., Cal Poly

Center Christian Diehm, Jr., Idaho State

Tight End Beau Gardner, Sr., Northern Arizona

Quarterback Garrett Safron, Sr., Sacramento State

Running Backs Kori Garcia, So., Cal Poly
Quincy Forte, Sr., Eastern Washington

Fullback Brandon Howe, Sr., Cal Poly

Placekicker Jonathan Gonzales, So., Portland State

Return Specialist Shawn Johnson, Sr., Montana State

SECOND TEAM SPECIAL TEAMS PLAYER

Nick Butier, Jr., Northern Arizona

SECOND TEAM DEFENSE

Tackles Tyler Kuder, Jr., Idaho State
Taylor Sheridan, Jr., Montana State

Ends Samson Ebukam, So., Eastern Washington
Jaycee Totty, Sr., Sacramento State

Outside LBs Mario Jenkins, Fr., Idaho State
Kendrick Van Ackeren, Jr., Montana

Inside LBs Darnell Sankey, Jr., Sacramento State
Chinedu Ahanonu, So., Southern Utah

Cornerbacks Josh Dennard, Sr., Montana
Aaron Sibley, Jr., Portland State

Safeties Kyle Griffin, Sr., Northern Colorado
Miles Killebrew, Jr., Southern Utah

Punter Jake Miller, Sr., Eastern Washington

\$Three-Time First Team All-Conference

#Two-Time First Team All-Conference

^Unanimous Selection

BIG SKY FOOTBALL - PLAYOFFS, FINAL 2014

2014 ALL-CONFERENCE FOOTBALL TEAM

THIRD TEAM OFFENSE

Wide Receivers	Shaq Hill, Jr., Eastern Washington Ify Umodu, Sr., Northern Arizona Dimitri Stimpfil, Sr., Northern Colorado
Tackles	John Weidenaar, Jr., Montana State Aleksander Milanovic, Jr., Sacramento State
Guards	Eric Rodriguez, So., Northern Arizona Derek Nielsen, Sr., Sacramento State
Center	Joel Horn, Jr., Montana State
Tight End	Josh Cook, So., Idaho State
Quarterback	Chris Brown, Jr., Cal Poly Dakota Prukop, So., Montana State
Running Backs	Gabe Manzanares, Sr., UC Davis Shawn Johnson, Sr., Montana State
Fullback	Bo Bolen, Sr., Weber State
Placekicker	Reid Taubenheim, Fr., North Dakota
Return Specialist	Cooper Kupp, So., Eastern Washington

THIRD TEAM SPECIAL TEAMS PLAYER

Nick Moyer, Sr., Cal Poly

THIRD TEAM DEFENSE

Tackles	Marcus Paige-Allen, So., Cal Poly Dylan Zylstra, Sr., Eastern Washington
Ends	Austin Graves, Sr., Idaho State Dustin Martin, Sr., Weber State
Outside LBs	Cole Moore, Sr., Montana State Dominick Sierra, Sr., Northern Colorado
Inside LBs	Mitch Beckstead, Sr., Idaho State Jeremiah Kose, Jr., Montana
Cornerbacks	Courtney Hall, Sr., Northern Colorado LeShaun Sims, Jr., Southern Utah
Safeties	Taison Manu, Jr., Idaho State Rob Marshall, Sr., Montana State Robbie Kendall, Sr., Sacramento State
Punter	Ryan Hawkins, Jr., Northern Arizona

HONORABLE MENTION OFFENSE

WIDE RECEIVERS - Jordan Hines, Jr., Cal Poly; Chris Nicholls, Sr., Cal Poly; Kenny Mitchell, Sr., Cal Poly; Kendrick Bourne, So., Eastern Washington; KW Williams, So., Idaho State; Mitch Griebel, Jr., Montana State; Alex Holmes, Jr., Northern Arizona; Stephen Miller, So., Northern Colorado; Sean Leslie, Jr., Northern Colorado; Kasey Closs, Sr., Portland State; Chris Robinson, Sr., Southern Utah; Ramon Vargas, So., UC Davis; Cameron Livingston, So., Weber State.

TACKLES - Weston Walker, Jr., Cal Poly; Clay DeBord, Jr., Eastern Washington; Terrence Carey, Jr., Idaho State; Leroy Guenther, Jr., Northern Arizona; Marcus Piechowski, So., Northern Colorado; Kyle Smith, So., Portland State.

GUARDS - Wesley Wingrove, Jr., Idaho State; Jordan Hines, Sr., G, Montana; Cam Keizur, So., Portland State; Dan Fleischman, Jr., Southern Utah; Joe Hawkins, Jr., Weber State.

CENTERS - Stephen Sippel, Jr., Cal Poly; Jase Butorac, Sr., Eastern Washington; Logan Hines, Sr., Montana; Nick Nissen, Sr., Southern Utah; Parker Smith, Jr., UC Davis; Alex Land, Sr., Weber State.

TIGHT ENDS - Zach Wimberly, So., Eastern Washington; Mitch Saylor, Sr., Montana; Zach Adler, Jr., North Dakota; Chris Broadnax, Sr., Sacramento State; Mark Martindale, Sr., UC Davis.

QUARTERBACKS - Jordan Johnson, Sr., Montana; Sean Rubalcaba, So., Northern Colorado; Ben Scott, So, UC Davis.

Running Back - Mario Brown, Sr., Eastern Washington; Travon Van, Sr., Montana; Gunnar Brekke, So., Montana State; Jer Garman, Sr., North Dakota; Casey Jahn, Jr., Northern Arizona; Robert Holland, Sr., Northern Colorado; Steven Long, Fr., Portland State; Jordan Robinson, So., Sacramento State.

FULLBACKS - Jamal Wilson, Jr., Montana; Chad Newell, So., Montana State; Dwayne Pecosky, Sr., North Dakota; Quinn Zamora, So., Northern Colorado; Dalton Turay, Sr., UC Davis.

PLACEKICKERS - Tyler McNannay, Jr., Eastern Washington; Daniel Sullivan, Jr., Montana; Luke Daly, Fr., Montana State; Ryan Hawkins, Jr., Northern Arizona.

RETURN SPECIALISTS - John Nguyen, So., Montana; Gunnar Brekke, So., Montana State; Ellis Onic II, Fr., Northern Colorado; Bo Bolen, Sr., Weber State.

HONORABLE MENTION SPECIAL TEAMS PLAYER

Cody Hecker, Sr., Eastern Washington; Nick Albano, Sr., Idaho State; Russell Smith, So., Sacramento State; Mike Sharp, So., Southern Utah.

HONORABLE MENTION DEFENSE

TACKLES - Chris Lawrence, Sr., Cal Poly; Matt Sommer, So., Eastern Washington; Trevor Rehm, Sr., Montana; Deon Young, Fr., Northern Arizona; Spencer Cummings, Sr., DT, North Dakota; Joe Lopez, Sr., Portland State; Junior Alexis, Jr., Portland State; Robert Torgerson, So., Southern Utah; Connor Myers, Sr., Weber State.

ENDS - Josh Letuligasenoa, So., Cal Poly; Chris Judge, Sr., Cal Poly; Zack Johnson, Sr., Eastern Washington; Tyrone Holmes, Jr., Montana; Odin Coe, Jr., Montana State; Brandon Dranka, Fr., North Dakota; Siupeli Anau, Jr., Northern Arizona; Mikhail Dubose, Jr., Northern Colorado; Kyle Todd, Sr., Northern Colorado; Brandon Tobias, Sr., DE, Portland State; Ben Cowger, Sr., Sacramento State; Andrew Eide, So., Southern Utah

OUTSIDE LINEBACKERS - Miquiyah Zamora, So., Eastern Washington; Herbert Gamboa, Jr., Montana.

INSIDE LINEBACKERS - Cody McCarthy, Sr., Eastern Washington; Na'a Moeakiola, Sr., Montana State; Will Ratelle, Jr., North Dakota; Austin Hasquet, Sr., Northern Arizona; Jeremy Lutali, Jr., Portland State; Henry Fernandez, Sr., Sacramento State; Emmett Tela, Fr., Weber State; Steven Pitts, Sr., UC Davis.

CORNERBACKS - Chris Fletcher, Jr., Cal Poly; Karlton Dennis, Jr., Cal Poly; Victor Gamboa, Fr., Eastern Washington; Vai Peko, Sr., Idaho State; Nate Harris, Jr., Montana; Alex Tillman, Sr., North Dakota; Blake Bailey, Sr., Northern Arizona; Brandon Lenoir, So., Northern Colorado; Xavier Coleman, So., Portland State; Deon'tae Florence, Sr., Weber State.

SAFETIES - Jordan Williams, Sr., Cal Poly; Dave Douglas, Sr., Cal Poly; Zach Bruce, So., Eastern Washington; Justin Whitted, Sr., Montana; Darius Lewis, Jr., Northern Arizona; Taylor Risner, So., Northern Colorado; Charles Boyett, S, UC Davis; Josh Burton, So., Weber State.

PUNTER - Trevor Bolton, Jr., Montana State; Colby Wadman, So., UC Davis; Blake O'Neill, Jr., Weber State.

BIG SKY FOOTBALL - PLAYOFFS, FINAL 2014

TEAM-BY-TEAM SCHEDULES

CAL POLY (5-3,7-5)



DATE	TEAM	TIME
8/28	AT NEW MEXICO STATE	L 28-10
9/6	AT #13 SOUTH DAKOTA STATE	L 44-18
9/20	PORTLAND STATE (NC)	W 42-14
9/27	*AT NORTHERN ARIZONA	L 38-35
10/4	*SOUTHERN UTAH	W 42-39
10/11	*AT WEBER STATE	W 30-24
10/18	*AT SACRAMENTO STATE	W 56-27
10/25	*#7 MONTANA	W 41-21
11/1	*#8 MONTANA STATE	W 35-27
11/8	*AT IDAHO STATE	L 30-28
11/15	*UC DAVIS	L 48-35
11/22	AT SAN DIEGO	W 34-3

EASTERN WASHINGTON (7-1, 11-3)



DATE	TEAM	TIME
8/23	#17 SAM HOUSTON STATE	W 56-35
8/30	UM-WESTERN	W 41-9
9/6	AT #25 WASHINGTON	L 59-52
9/20	AT #14 MONTANA STATE (NC)	W 52-51
9/27	*AT UC DAVIS	W 37-14
10/4	*IDAHO STATE	W 56-53
10/11	*AT SOUTHERN UTAH	W 42-30
10/18	*NORTHERN COLORADO	W 26-18
10/25	*AT NORTHERN ARIZONA	L 28-27
11/1	*NORTH DAKOTA	W 54-3
11/8	*#11 MONTANA	W 36-26
11/21	*AT PORTLAND STATE	W 56-34
12/6	MONTANA (SECOND)	W 37-20
12/13	ILLINOIS STATE (QUARTERFINALS)	L 59-46

IDAHO STATE (6-2, 8-4)



DATE	TEAM	TIME
8/28	AT UTAH	L 56-14
9/6	AT UTAH STATE	L 40-20
9/13	CHADRON STATE	W 39-34
9/27	*SACRAMENTO STATE	W 44-24
10/4	*AT #2 EASTERN WASHINGTON	L 56-53
10/11	SIMON FRASER	W 66-14
10/18	*SOUTHERN UTAH	W 56-28
10/25	*AT NORTHERN COLORADO	W 46-12
11/1	*AT PORTLAND STATE	W 31-13
11/8	*#21 CAL POLY	W 30-28
11/15	*AT #12 MONTANA STATE	L 44-39
11/22	*WEBER STATE	W 46-28

MONTANA (6-2, 9-5)



DATE	TEAM	TIME
8/30	AT WYOMING	L 17-12
9/6	CENTRAL WASHINGTON	W 48-14
9/13	SOUTH DAKOTA	W 28-20
9/20	AT #1 NORTH DAKOTA STATE	L 22-10
9/27	*NORTHERN COLORADO	W 38-13
10/4	*AT NORTH DAKOTA	W 18-15
10/18	*UC DAVIS	W 42-28
10/25	*AT CAL POLY	L 41-21
11/1	*SACRAMENTO STATE	W 31-13
11/8	*AT #5 EASTERN WASHINGTON	L 36-26
11/15	*AT SOUTHERN UTAH	W 35-17
11/22	*#12 MONTANA STATE	W 34-7
11/29	SAN DIEGO (FIRST)	W 52-14
12/6	AT EASTERN WASHINGTON (SECOND)	L 37-20

MONTANA STATE (6-2, 8-5)



DATE	TEAM	TIME
8/30	AT ARKANSAS STATE	L 37-10
9/6	BLACK HILLS STATE	W 57-10
9/13	CENTRAL ARKANSAS	W 43-33
9/20	#2 EASTERN WASHINGTON (NC)	L 52-51
9/27	*NORTH DAKOTA	W 29-18
10/4	*AT SACRAMENTO STATE	W 59-56
10/11	*AT UC DAVIS	W 77-37
10/18	*WEBER STATE	W 23-13
11/1	*AT CAL POLY	L 35-27
11/8	*PORTLAND STATE	W 29-22
11/15	*IDAHO STATE	W 44-39
11/22	*AT #13 MONTANA	L 34-7
11/29	SOUTH DAKOTA ST. (FIRST)	L 47-40

NORTH DAKOTA (3-5, 5-7)



DATE	TEAM	TIME
8/28	AT SAN JOSE STATE	L 42-10
9/6	ROBERT MORRIS	W 16-13
9/13	AT MISSOURI STATE	L 38-0
9/20	STONY BROOK	W 13-3
9/27	*AT #13 MONTANA STATE	L 29-18
10/4	*#7 MONTANA	L 18-15
10/11	*PORTLAND STATE	W 24-16
10/25	*AT SOUTHERN UTAH	L 35-17
11/1	*AT #6 EASTERN WASHINGTON	L 54-3
11/8	*WEBER STATE	W 24-12
11/15	*#22 NORTHERN ARIZONA	W 30-28
11/22	*AT NORTHERN COLORADO	W 33-14

BIG SKY FOOTBALL - PLAYOFFS, FINAL 2014

TEAM-BY-TEAM SCHEDULES

NORTHERN ARIZONA (5-3, 7-5)



DATE	TEAM	TIME
8/30	AT SAN DIEGO STATE	L 38-7
9/6	AT ABILENE CHRISTIAN	W 27-21
9/13	NEW MEXICO HIGHLANDS	W 62-23
9/20	AT SOUTH DAKOTA	L 28-21
9/27	* CAL POLY	W 38-35
10/4	* NORTHERN COLORADO	L 24-17
10/18	*AT PORTLAND STATE	W 21-17
10/25	* #2 EASTERN WASHINGTON	W 28-27
11/1	*AT WEBER STATE	W 29-22
11/8	* UC DAVIS	W 23-21
11/15	*AT NORTH DAKOTA	L 30-28
11/22	* SOUTHERN UTAH	L 22-14

NORTHERN COLORADO (2-6, 3-8)



DATE	TEAM	TIME
9/6	AT UNLV	L 13-12
9/13	HOUSTON BAPTIST	W 28-20
9/20	AT #11 NORTHERN IOWA	L 46-7
9/27	*AT #7 MONTANA	L 38-13
10/4	* NORTHERN ARIZONA	W 24-17
10/11	* SACRAMENTO STATE	L 43-38
10/18	*AT #2 EASTERN WASHINGTON	L 26-18
10/25	* IDAHO STATE	L 46-12
11/1	*AT UC DAVIS	W 27-21
11/15	*AT WEBER STATE	L 34-21
11/22	* NORTH DAKOTA	L 33-14

PORTLAND STATE (2-6, 3-9)



DATE	TEAM	TIME
8/30	AT OREGON STATE	L 29-14
9/6	WESTERN OREGON	W 45-38
9/13	AT WASHINGTON STATE	L 59-21
9/20	AT CAL POLY (NC)	L 42-14
10/4	* UC DAVIS	W 23-14
10/11	*AT NORTH DAKOTA	L 24-16
10/18	* NORTHERN ARIZONA	L 21-17
10/25	*AT WEBER STATE	W 30-17
11/1	* IDAHO STATE	L 31-13
11/8	*AT #15 MONTANA STATE	L 29-22
11/15	*AT SACRAMENTO STATE	L 48-41
11/21	* #5 EASTERN WASHINGTON	L 56-34

SACRAMENTO ST. (4-4, 7-5)



DATE	TEAM	TIME
8/30	AT INCARNATE WORD	W 49-13
9/6	AT CAL	L 55-14
9/13	WEBER STATE (NC)	W 42-31
9/20	MENLO	W 59-14
9/27	*AT IDAHO STATE	L 44-24
10/4	* #13 MONTANA STATE	L 59-56
10/11	*AT NORTHERN COLORADO	W 43-38
10/18	* CAL POLY	L 56-27
11/1	*AT #12 MONTANA	L 31-13
11/8	* SOUTHERN UTAH	W 42-21
11/15	* PORTLAND STATE	W 48-41
11/22	*AT UC DAVIS	W 41-30

SOUTHERN UTAH (3-5, 3-9)



DATE	TEAM	TIME
8/30	AT NEVADA	L 28-19
9/6	AT #3 SOUTHERN LOUISIANA	L 41-14
9/13	#11 SOUTH DAKOTA STATE	L 26-6
9/20	AT FRESNO STATE	L 56-16
9/27	* WEBER STATE	W 31-28
10/4	*AT CAL POLY	L 42-39
10/11	* #2 EASTERN WASHINGTON	L 42-30
10/18	*AT IDAHO STATE	L 56-28
10/25	* NORTH DAKOTA	W 35-17
11/8	*AT SACRAMENTO STATE	L 42-21
11/15	* #16 MONTANA	L 35-17
11/22	*AT NORTHERN ARIZONA	W 22-14

UC DAVIS (1-7, 2-9)



DATE	TEAM	TIME
8/30	AT #11 STANFORD	L 45-0
9/6	FORT LEWIS	W 52-17
9/13	AT COLORADO STATE	L 49-21
9/27	* #2 EASTERN WASHINGTON	L 37-14
10/4	*AT PORTLAND STATE	L 23-14
10/11	* #11 MONTANA STATE	L 77-37
10/18	*AT #7 MONTANA	L 42-28
11/1	* NORTHERN COLORADO	L 27-21
11/8	*AT #25 NORTHERN ARIZONA	L 23-21
11/15	*AT CAL POLY	W 48-35
11/22	* SACRAMENTO STATE	L 41-30

WEBER STATE (2-6, 2-10)



DATE	TEAM	TIME
8/28	AT #19 ARIZONA STATE	L 45-14
9/6	#1 NORTH DAKOTA STATE	L 24-7
9/13	AT SACRAMENTO STATE (NC)	L 42-31
9/20	AT STEPHEN F. AUSTIN	L 35-20
9/27	*AT SOUTHERN UTAH	L 31-28
10/11	* CAL POLY	L 30-24
10/18	*AT #9 MONTANA STATE	L 23-13
10/25	* PORTLAND STATE	L 30-17
11/1	* NORTHERN ARIZONA	L 29-22
11/8	*AT NORTH DAKOTA	W 24-12
11/15	* NORTHERN COLORADO	W 34-21
11/22	*AT IDAHO STATE	L 46-28

All times are local to site/subject to change

BIG SKY FOOTBALL - PLAYOFFS, FINAL 2014

2014 COMPOSITE SCHEDULE

Saturday, Aug. 23

@#1 Eastern Washington 56, #17 Sam Houston State 35

Thursday, Aug. 28

@Utah 56, Idaho State 14

@New Mexico State 28, Cal Poly 10

@San Jose State 42, North Dakota 10

@#19 Arizona State 45, Weber State 14

Saturday, Aug. 30

@Nevada 28, Southern Utah 19

@Oregon State 29, Portland State 14

@#11 Stanford 45, UC Davis 0

@Wyoming 17, #5 Montana 12

@San Diego State 38, #23 Northern Arizona 7

Sacramento State 49, @Incarante Word 13

@Arkansas State 37, #18 Montana State 10

@#1 Eastern Washington 41, UM-Western 9

Saturday, Sept. 6

@Cal 55, Sacramento State 14

@Washington 59, #2 Eastern Washington 52

@#4 Montana 48, Central Washington 14

@#13 South Dakota State 44, Cal Poly 18

@North Dakota 16, Robert Morris 13

@Utah State 40, Idaho State 20

#25 Northern Arizona 27, @Abilene Christian 21

#1 North Dakota State 24, @Weber State 7

@UC Davis 52, Fort Lewis 17

@#20 Montana State 57, Black Hills State 10

@UNLV 13, Northern Colorado 12

@#3 Southeastern Louisiana 41, Southern Utah 14

@Portland State 45, Western Oregon 38

Saturday, Sept. 13

@Colorado State 49, UC Davis 21

@Northern Colorado 28, Houston Baptist 20

@Idaho State 39, Chadron State 34

@#17 Montana State 43, Central Arkansas 33

@#24 Northern Arizona 62, New Mexico Highlands 23

@Washington State 59, Portland State 21

@Missouri State 38, North Dakota 0

@Sacramento State 42, Weber State 31

#11 South Dakota State 26, Southern Utah 6

@#4 Montana 28, South Dakota 20

Saturday, Sept. 20

#2 Eastern Washington 52, @#14 Montana State 51

@South Dakota 28, #22 Northern Arizona 21

@#1 North Dakota State 22, #4 Montana 10

@#11 Northern Iowa 46, Northern Colorado 7

@North Dakota 13, Stony Brook 3

@Stephen F. Austin 35, Weber State 20

@Sacramento State 59, Menlo 14

@Cal Poly 42, Portland State 14

@Fresno State 56, Southern Utah 16

Saturday, Sept. 27

@#7 Montana 38, Northern Colorado 13

@#13 Montana State 29, North Dakota 18

@Idaho State 44, Sacramento State 24

@Northern Arizona 38, Cal Poly 35

#2 Eastern Washington 37, @UC Davis 14

@Southern Utah 31, Weber State 28

Saturday, Oct. 4

#7 Montana 18, @North Dakota 15

@Northern Colorado 24, Northern Arizona 17

@#2 Eastern Washington 56, Idaho State 53

@Portland State 23, UC Davis 14

@Cal Poly 42, Southern Utah 39

#13 Montana State 59, @Sacramento State 56

Saturday, Oct. 11

*#2 Eastern Washington 42, @Southern Utah 30

*Cal Poly 30, @Weber State 24

*Sacramento State 43, @Northern Colorado 38

*@North Dakota 24, Portland State 16

@Idaho State 66, Simon Fraser 14

*#11 Montana State 77, @UC Davis 37

Saturday, Oct. 18

*@#7 Montana 42, UC Davis 28

*@#2 Eastern Washington 26, Northern Colorado 18

*@Idaho State 56, Southern Utah 28

*@#9 Montana State 23, Weber State 13

*Northern Arizona 21, @Portland State 17

*Cal Poly 56, @Sacramento State 27

Saturday, Oct. 25

*@Northern Arizona 28, #2 Eastern Washington 27

Portland State 30, @Weber State 17

*@Southern Utah 35, North Dakota 17

*Idaho State 46, @Northern Colorado 12

*@Cal Poly 41, #7 Montana 21

Saturday, Nov. 1

*@#12 Montana 31, Sacramento State 13

*Northern Arizona 29, @Weber State 22

*@#6 Eastern Washington 54, North Dakota 3

*Northern Colorado 27, @UC Davis 21

*Idaho State 31, @Portland State 13

*@Cal Poly 35, #8 Montana State 27

Saturday, Nov. 8

*Weber State 24, @North Dakota 12

*@#5 Eastern Washington 36, #11 Montana 26

*@#25 Northern Arizona 23, UC Davis 21

*@#15 Montana State 29, Portland State 22

*@Sacramento State 42, Southern Utah 21

*@Idaho State 30, #21 Cal Poly 28

Saturday, Nov. 15

*@North Dakota 30, #22 Northern Arizona 28

*#16 Montana 35, @Southern Utah 17

*@Weber State 34, Northern Colorado 21

*@#12 Montana State 44, Idaho State 39

*@Sacramento State 48, Portland State 41

*UC Davis 48, @Cal Poly 35

Friday, Nov. 21

*#5 Eastern Washington 56, @Portland State 34

Saturday, Nov. 22

*North Dakota 33, @Northern Colorado 14

*Sacramento State 41, @UC Davis 30

*Southern Utah 22, @Northern Arizona 14

*@Idaho State 46, Weber State 28

*@#13 Montana 34, #12 Montana State 7

Cal Poly 34, @San Diego 3



Division I Football Championship

First Round **Nov. 29**

@Montana 52, San Diego 14

South Dakota State 47, @Montana State 40

Second Round..... **Dec. 6**

@Eastern Washington 37, Montana 20

Quarterfinals **Dec. 13**

Illinois State 59, @Eastern Washington 46

2014 Big Sky Conference Team Statistics Through games of Jan 22, 2015

SCORING OFFENSE	G	TD	FG	XPT	2XP	DXP	Saf	Pts	Avg/G
1. Eastern Washington	14	84	13	73	1	0	0	618	44.1
2. Idaho State	12	64	14	52	3	0	0	484	40.3
3. Sacramento State	12	60	14	56	0	0	0	458	38.2
4. Montana State	13	66	13	51	4	0	1	496	38.2
5. Cal Poly	12	58	2	52	0	0	0	406	33.8
6. Montana	14	54	13	50	0	0	1	415	29.6
7. Northern Arizona	12	40	12	37	1	0	0	315	26.2
8. UC Davis	11	39	5	37	0	0	0	286	26.0
9. Portland State	12	34	17	33	0	0	1	290	24.2
10. Southern Utah	12	37	7	31	1	0	1	278	23.2
11. Weber State	12	32	12	28	3	0	0	262	21.8
12. Northern Colorado	11	27	8	20	2	0	2	214	19.5
13. North Dakota	12	20	16	17	2	0	1	191	15.9

RUSHING OFFENSE	G	Att.	Yards	Avg/A	Long	TD	Avg/G
1. Cal Poly	12	764	4221	5.5	70	44	351.8
2. Montana State	13	614	3177	5.2	71	43	244.4
3. Idaho State	12	457	2567	5.6	75	25	213.9
4. Portland State	12	458	2500	5.5	73	17	208.3
5. Eastern Washington	14	552	2588	4.7	76	32	184.9
6. Sacramento State	12	431	2145	5.0	73	21	178.8
7. Montana	14	463	2350	5.1	74	23	167.9
8. Northern Arizona	12	445	1764	4.0	37	15	147.0
9. UC Davis	11	317	1594	5.0	72	12	144.9
10. Weber State	12	414	1627	3.9	70	12	135.6
11. North Dakota	12	443	1397	3.2	78	10	116.4
12. Northern Colorado	11	379	1180	3.1	74	9	107.3
13. Southern Utah	12	383	1243	3.2	71	11	103.6

SCORING DEFENSE	G	TD	FG	XPT	2XP	DXP	Saf	Pts	Avg/G
1. Montana	14	36	15	31	1	0	0	294	21.0
2. Northern Arizona	12	38	13	35	2	0	1	308	25.7
3. North Dakota	12	40	12	36	0	0	1	314	26.2
4. Cal Poly	12	43	14	41	1	0	0	343	28.6
5. Northern Colorado	11	40	19	36	1	0	1	337	30.6
6. Weber State	12	46	16	40	1	0	1	368	30.7
7. Eastern Washington	14	57	15	46	3	0	0	439	31.4
8. Idaho State	12	51	8	45	1	0	0	377	31.4
9. Montana State	13	55	17	44	2	0	2	433	33.3
10. Portland State	12	53	12	52	1	0	0	408	34.0
11. Southern Utah	12	58	6	57	1	1	0	427	35.6
12. Sacramento State	12	57	12	51	1	0	1	433	36.1
13. UC Davis	11	55	11	53	0	0	0	416	37.8

RUSHING DEFENSE	G	Att.	Yards	Avg/A	Long	TD	Avg/G
1. North Dakota	12	461	1230	2.7	37	12	102.5
2. Montana	14	549	2073	3.8	74	16	148.1
3. Portland State	12	442	1930	4.4	71	23	160.8
4. Eastern Washington	14	501	2458	4.9	79	24	175.6
5. Cal Poly	12	446	2158	4.8	70	17	179.8
6. Idaho State	12	487	2204	4.5	73	23	183.7
7. Sacramento State	12	430	2270	5.3	73	25	189.2
8. Montana State	13	463	2508	5.4	76	25	192.9
9. UC Davis	11	448	2192	4.9	74	26	199.3
10. Northern Colorado	11	455	2301	5.1	71	19	209.2
11. Northern Arizona	12	476	2555	5.4	78	20	212.9
12. Weber State	12	532	2579	4.8	75	25	214.9
13. Southern Utah	12	568	2858	5.0	56	26	238.2

TOTAL OFFENSE	G	Rush	Pass	Plays	Yards	Avg/P	TD	Avg/G
1. Idaho State	12	2567	4177	992	6744	6.8	64	562.0
2. Eastern Washington	14	2588	4600	1079	7188	6.7	77	513.4
3. Montana State	13	3177	3175	961	6352	6.6	64	488.6
4. Cal Poly	12	4221	1571	946	5792	6.1	58	482.7
5. Sacramento State	12	2145	3636	886	5781	6.5	55	481.8
6. Southern Utah	12	1243	3856	873	5099	5.8	36	424.9
7. Northern Arizona	12	1764	3270	865	5034	5.8	38	419.5
8. Portland State	12	2500	2408	881	4908	5.6	32	409.0
9. Montana	14	2350	3172	893	5522	6.2	52	394.4
10. Weber State	12	1627	2994	846	4621	5.5	31	385.1
11. UC Davis	11	1594	2556	659	4150	6.3	38	377.3
12. Northern Colorado	11	1180	2552	708	3732	5.3	24	339.3
13. North Dakota	12	1397	1655	733	3052	4.2	16	254.3

PASS OFFENSE	G	Comp-Att-Int	Pct.	Yds	Avg/A	TD	Avg/G
1. Idaho State	12	325-535-10	60.7	4177	7.8	39	348.1
2. Eastern Washington	14	340-527-9	64.5	4600	8.7	45	328.6
3. Southern Utah	12	315-490-15	64.3	3856	7.9	25	321.3
4. Sacramento State	12	284-455-10	62.4	3636	8.0	34	303.0
5. Northern Arizona	12	257-420-11	61.2	3270	7.8	23	272.5
6. Weber State	12	253-432-14	58.6	2994	6.9	19	249.5
7. Montana State	13	228-347-13	65.7	3175	9.1	21	244.2
8. UC Davis	11	220-342-10	64.3	2556	7.5	26	232.4
9. Northern Colorado	11	214-329-8	65.0	2552	7.8	15	232.0
10. Montana	14	244-430-7	56.7	3172	7.4	29	226.6
11. Portland State	12	216-423-17	51.1	2408	5.7	15	200.7
12. North Dakota	12	142-290-13	49.0	1655	5.7	6	137.9
13. Cal Poly	12	109-182-3	59.9	1571	8.6	14	130.9

TOTAL DEFENSE	G	Rush	Pass	Plays	Yards	Avg/P	TD	Avg/G
1. North Dakota	12	1230	3023	818	4253	5.2	35	354.4
2. Montana	14	2073	2959	998	5032	5.0	33	359.4
3. Northern Arizona	12	2555	2122	788	4677	5.9	35	389.8
4. Cal Poly	12	2158	2808	823	4966	6.0	42	413.8
5. Northern Colorado	11	2301	2310	778	4611	5.9	38	419.2
6. Eastern Washington	14	2458	3727	1010	6185	6.1	56	441.8
7. Portland State	12	1930	3388	894	5318	5.9	48	443.2
8. Weber State	12	2579	2776	897	5355	6.0	45	446.2
9. Sacramento State	12	2270	3322	856	5592	6.5	55	466.0
10. Idaho State	12	2204	3493	961	5697	5.9	45	474.8
11. UC Davis	11	2192	3105	790	5297	6.7	53	481.5
12. Montana State	13	2508	3820	942	6328	6.7	53	486.8
13. Southern Utah	12	2858	3429	965	6287	6.5	55	523.9

PASS DEFENSE	G	Comp-Att-Int	Pct.	Yds	Avg/A	TD	Avg/G
1. Northern Arizona	12	171-312-9	54.8	2122	6.8	15	176.8
2. Northern Colorado	11	191-323-18	59.1	2310	7.2	19	210.0
3. Montana	14	271-449-14	60.4	2959	6.6	17	211.4
4. Weber State	12	214-365-8	58.6	2776	7.6	20	231.3
5. Cal Poly	12	231-377-11	61.3	2808	7.4	25	234.0
6. North Dakota	12	227-357-7	63.6	3023	8.5	23	251.9
7. Eastern Washington	14	304-509-19	59.7	3727	7.3	32	266.2
8. Sacramento State	12	271-426-11	63.6	3322	7.8	30	276.8
9. UC Davis	11	235-342-7	68.7	3105	9.1	27	282.3
10. Portland State	12	264-452-6	58.4	3388	7.5	25	282.3
11. Southern Utah	12	244-397-11	61.5	3429	8.6	29	285.8
12. Idaho State	12	279-474-19	58.9	3493	7.4	22	291.1
13. Montana State	13	285-479-8	59.5	3820	8.0	28	293.8

**2014 Big Sky Conference
Team Statistics Through games of Jan 22, 2015**

PASS EFFICIENCY	G	Comp-Att-Int	Pct.	Yds	Avg/G	TD	Effic.
1. Eastern Washington	14	340-527-9	64.5	4600	328.6	45	162.6
2. Montana State	13	228-347-13	65.7	3175	244.2	21	155.0
3. Cal Poly	12	109-182-3	59.9	1571	130.9	14	154.5
4. Sacramento State	12	284-455-10	62.4	3636	303.0	34	149.8
5. Idaho State	12	325-535-10	60.7	4177	348.1	39	146.6
6. UC Davis	11	220-342-10	64.3	2556	232.4	26	146.3
7. Southern Utah	12	315-490-15	64.3	3856	321.3	25	141.1
8. Northern Colorado	11	214-329-8	65.0	2552	232.0	15	140.4
9. Northern Arizona	12	257-420-11	61.2	3270	272.5	23	139.4
10. Montana	14	244-430-7	56.7	3172	226.6	29	137.7
11. Weber State	12	253-423-14	58.6	2994	249.5	19	124.8
12. Portland State	12	216-423-17	51.1	2408	200.7	15	102.5
13. North Dakota	12	142-290-13	49.0	1655	137.9	6	94.8

INTERCEPTIONS	G	No.	Yards	TD	Long	Avg.
1. Eastern Washington	14	19	227	3	73	11.9
2. Idaho State	12	19	149	0	44	7.8
3. Northern Colorado	11	18	307	2	91	17.1
4. Montana	14	14	139	0	50	9.9
5. Sacramento State	12	11	148	2	59	13.5
6. Southern Utah	12	11	217	1	85	19.7
7. Cal Poly	12	11	64	0	38	5.8
8. Northern Arizona	12	9	174	1	67	19.3
9. Montana State	13	8	138	2	45	17.2
10. Weber State	12	8	49	0	29	6.1
11. UC Davis	11	7	57	0	21	8.1
12. North Dakota	12	7	194	2	92	27.7
13. Portland State	12	6	61	1	42	10.2

PASS DEFENSE EFFIC.	G	Comp-Att-Int	Pct.	Yds	Avg/G	TD	Effic.
1. Montana	14	271-449-14	60.4	2959	211.4	17	122.0
2. Northern Arizona	12	171-312-9	54.8	2122	176.8	15	122.0
3. Northern Colorado	11	191-323-18	59.1	2310	210.0	19	127.5
4. Idaho State	12	279-474-19	58.9	3493	291.1	22	128.1
5. Eastern Washington	14	304-509-19	59.7	3727	266.2	32	134.5
6. Weber State	12	214-365-8	58.6	2776	231.3	20	136.2
7. Portland State	12	264-452-6	58.4	3388	282.3	25	137.0
8. Cal Poly	12	231-377-11	61.3	2808	234.0	25	139.9
9. Montana State	13	285-479-8	59.5	3820	293.8	28	142.4
10. Sacramento State	12	271-426-11	63.6	3322	276.8	30	147.2
11. North Dakota	12	227-357-7	63.6	3023	251.9	23	152.1
12. Southern Utah	12	244-397-11	61.5	3429	285.8	29	152.6
13. UC Davis	11	235-342-7	68.7	3105	282.3	27	166.9

PUNTING	G	No.	Yards	Avg/P	Ret.	Avg/R	TB	Net/P
1. Montana State	13	48	2042	42.5	91	1.9	0	40.6
2. Portland State	12	75	3450	46.0	328	4.4	9	39.2
3. Weber State	12	63	2764	43.9	140	2.2	8	39.1
4. Eastern Washington	14	55	2462	44.8	193	3.5	8	38.3
5. Southern Utah	12	73	3082	42.2	161	2.2	9	37.5
6. Northern Arizona	12	63	2788	44.3	269	4.3	11	36.5
7. UC Davis	11	54	2282	42.3	241	4.5	4	36.3
8. North Dakota	12	82	3202	39.0	257	3.1	2	35.4
9. Idaho State	12	63	2528	40.1	219	3.5	5	35.1
10. Montana	14	72	2875	39.9	244	3.4	8	34.3
11. Sacramento State	12	50	1938	38.8	190	3.8	2	34.2
12. Cal Poly	12	55	1925	35.0	68	1.2	3	32.7
13. Northern Colorado	11	66	2166	32.8	132	2.0	4	29.6

KICKOFF RETURNS	G	No.	Yards	TD	Long	Avg.
1. Weber State	12	33	867	1	94	26.3
2. Northern Colorado	11	39	978	1	100	25.1
3. Montana State	13	59	1369	0	74	23.2
4. Eastern Washington	14	52	1184	1	90	22.8
5. Sacramento State	12	51	1134	1	89	22.2
6. North Dakota	12	35	749	0	45	21.4
7. Northern Arizona	12	36	729	0	45	20.2
8. UC Davis	11	60	1154	1	89	19.2
9. Portland State	12	59	1100	0	91	18.6
10. Idaho State	12	29	519	0	49	17.9
11. Montana	14	42	748	0	45	17.8
12. Cal Poly	12	39	685	0	49	17.6
13. Southern Utah	12	50	856	0	37	17.1

KICKOFF COVERAGE	G	No.	Yards	Avg.	Ret.	TB	NetAvg
1. Northern Arizona	12	65	3975	61.2	423	38	43.0
2. Southern Utah	12	53	3150	59.4	215	35	42.2
3. Idaho State	12	88	5208	59.2	989	26	42.0
4. Weber State	12	56	3514	62.8	525	32	41.9
5. North Dakota	12	50	3124	62.5	727	15	41.9
6. Montana	14	79	4935	62.5	1033	33	41.0
7. Montana State	13	94	5854	62.3	1222	39	41.0
8. Cal Poly	12	71	4277	60.2	1052	18	40.4
9. Sacramento State	12	82	4963	60.5	1422	17	39.0
10. Eastern Washington	14	107	6204	58.0	1689	21	38.3
11. UC Davis	11	54	3137	58.1	1000	4	38.1
12. Northern Colorado	11	46	2477	53.8	727	1	37.6
13. Portland State	12	58	3189	55.0	922	9	36.0

PUNT RETURN AVG	G	No.	Yards	TD	Long	Avg.
1. North Dakota	12	14	237	1	95	16.9
2. Sacramento State	12	6	95	2	65	15.8
3. Eastern Washington	14	19	224	2	67	11.8
4. Montana	14	34	366	2	60	10.8
5. Weber State	12	26	243	0	29	9.3
6. Montana State	13	20	142	0	36	7.1
7. Northern Arizona	12	24	153	1	34	6.4
8. Cal Poly	12	6	36	0	17	6.0
9. Northern Colorado	11	12	67	0	24	5.6
10. Portland State	12	17	93	0	27	5.5
11. Southern Utah	12	15	66	0	21	4.4
12. UC Davis	11	13	57	0	12	4.4
13. Idaho State	12	9	34	0	21	3.8

FIELD GOALS	G	Made	Att	Pct.
1. Eastern Washington	14	13	13	1.000
Cal Poly	12	2	2	1.000
3. Sacramento State	12	14	17	.824
4. North Dakota	12	16	21	.762
5. Northern Arizona	12	12	16	.750
6. Idaho State	12	14	19	.737
7. Portland State	12	17	24	.708
8. Montana State	13	13	19	.684
9. Weber State	12	12	18	.667
Northern Colorado	11	8	12	.667
11. Montana	14	13	20	.650
12. Southern Utah	12	7	15	.467
13. UC Davis	11	5	11	.455

**2014 Big Sky Conference
Team Statistics Through games of Jan 22, 2015**

PAT KICKING	G	Made	Att	Pct.
1. Portland State	12	33	33	1.000
2. Northern Arizona	12	37	38	.974
3. Weber State	12	28	29	.966
4. Montana	14	50	52	.962
5. Northern Colorado	11	20	21	.952
6. Sacramento State	12	56	59	.949
7. UC Davis	11	37	39	.949
8. Idaho State	12	52	55	.945
9. North Dakota	12	17	18	.944
10. Southern Utah	12	31	33	.939
11. Cal Poly	12	52	56	.929
12. Montana State	13	51	55	.927
13. Eastern Washington	14	73	82	.890

OPPONENT 1ST DOWNS	G	Rush	Pass	Pen	Total	Avg/G
1. North Dakota	12	82	120	13	215	17.9
2. Northern Arizona	12	124	94	14	232	19.3
3. Northern Colorado	11	120	107	14	241	21.9
4. Cal Poly	12	115	123	19	257	21.4
5. Portland State	12	93	145	27	265	22.1
6. UC Davis	11	124	127	19	270	24.5
7. Montana	14	108	151	15	274	19.6
8. Sacramento State	12	101	152	23	276	23.0
9. Weber State	12	126	131	28	285	23.8
10. Montana State	13	106	164	25	295	22.7
11. Eastern Washington	14	115	159	24	298	21.3
12. Idaho State	12	119	161	20	300	25.0
13. Southern Utah	12	146	150	18	314	26.2

SACKS BY	G	No.	Yards	Avg/G
1. Montana	14	45	241	3.21
2. North Dakota	12	34	256	2.83
3. Idaho State	12	29	171	2.42
4. Eastern Washington	14	28	143	2.00
5. Portland State	12	26	171	2.17
6. Southern Utah	12	23	127	1.92
7. Northern Arizona	12	21	121	1.75
8. Weber State	12	20	130	1.67
9. Montana State	13	19	123	1.46
Sacramento State	12	19	104	1.58
11. UC Davis	11	18	125	1.64
12. Cal Poly	12	14	84	1.17
13. Northern Colorado	11	13	69	1.18

3RD-DOWN CONVERSIONS	G	Conv.	Att.	Pct.
1. Cal Poly	12	90	184	48.9
2. Eastern Washington	14	97	202	48.0
3. Montana State	13	82	182	45.1
4. Idaho State	12	81	185	43.8
5. Montana	14	83	196	42.3
6. Sacramento State	12	68	161	42.2
7. Northern Arizona	12	72	175	41.1
8. Southern Utah	12	69	174	39.7
9. Portland State	12	68	188	36.2
10. Northern Colorado	11	55	153	35.9
11. UC Davis	11	45	126	35.7
12. Weber State	12	56	170	32.9
13. North Dakota	12	51	182	28.0

SACKS AGAINST	G	No.	Yards	Avg/G
1. Portland State	12	10	82	0.83
2. UC Davis	11	14	90	1.27
3. Cal Poly	12	15	81	1.25
Idaho State	12	15	92	1.25
5. Sacramento State	12	17	120	1.42
6. Montana	14	18	108	1.29
7. Montana State	13	24	155	1.85
8. Weber State	12	26	193	2.17
9. North Dakota	12	27	157	2.25
10. Northern Arizona	12	29	208	2.42
11. Southern Utah	12	38	190	3.17
12. Eastern Washington	14	45	206	3.21
13. Northern Colorado	11	49	268	4.45

OPP 3RD-DN CONVERT	G	Conv.	Att.	Pct.
1. Northern Arizona	12	52	158	32.9
2. North Dakota	12	64	170	37.6
3. Portland State	12	67	176	38.1
4. Sacramento State	12	64	162	39.5
5. Montana	14	81	203	39.9
6. Weber State	12	73	179	40.8
7. Eastern Washington	14	87	208	41.8
8. Northern Colorado	11	64	148	43.2
9. Cal Poly	12	70	161	43.5
10. Montana State	13	84	193	43.5
11. Idaho State	12	91	199	45.7
12. Southern Utah	12	87	184	47.3
13. UC Davis	11	73	149	49.0

FIRST DOWNS	G	Rush	Pass	Pen	Total	Avg/G
1. Eastern Washington	14	126	206	30	362	25.9
2. Idaho State	12	114	185	36	335	27.9
3. Montana State	13	160	125	19	304	23.4
4. Cal Poly	12	224	59	18	301	25.1
5. Sacramento State	12	100	171	28	299	24.9
6. Montana	14	115	130	17	262	18.7
7. Northern Arizona	12	100	141	20	261	21.8
8. Southern Utah	12	75	165	19	259	21.6
9. Weber State	12	82	138	24	244	20.3
10. Portland State	12	112	113	18	243	20.2
11. UC Davis	11	74	117	17	208	18.9
12. Northern Colorado	11	66	117	19	202	18.4
13. North Dakota	12	70	75	10	155	12.9

4TH-DOWN CONVERSIONS	G	Conv.	Att.	Pct.
1. Montana State	13	21	29	72.4
2. Northern Arizona	12	11	16	68.8
3. Eastern Washington	14	21	31	67.7
4. Northern Colorado	11	8	12	66.7
Idaho State	12	12	18	66.7
6. Cal Poly	12	23	35	65.7
7. Montana	14	9	15	60.0
8. Portland State	12	10	18	55.6
9. North Dakota	12	7	14	50.0
Sacramento State	12	9	18	50.0
11. Weber State	12	7	22	31.8
12. Southern Utah	12	6	19	31.6
13. UC Davis	11	2	8	25.0

**2014 Big Sky Conference
Team Statistics Through games of Jan 22, 2015**

OPP 4TH-DN CONVERT	G	Conv.	Att.	Pct.
1. Idaho State	12	9	24	37.5
2. Montana	14	12	28	42.9
3. Northern Colorado	11	4	9	44.4
4. Montana State	13	9	19	47.4
5. Cal Poly	12	9	18	50.0
North Dakota	12	9	18	50.0
Sacramento State	12	14	28	50.0
8. Eastern Washington	14	13	25	52.0
9. Southern Utah	12	11	21	52.4
10. UC Davis	11	9	17	52.9
11. Northern Arizona	12	9	16	56.2
12. Portland State	12	10	16	62.5
13. Weber State	12	12	19	63.2

PENALTIES	G	No.	Yards	Avg/G
1. UC Davis	11	49	485	44.1
2. Montana	14	73	634	45.3
3. Northern Arizona	12	62	559	46.6
4. Cal Poly	12	62	582	48.5
5. North Dakota	12	71	604	50.3
6. Southern Utah	12	67	616	51.3
7. Montana State	13	76	723	55.6
8. Eastern Washington	14	89	850	60.7
9. Idaho State	12	74	730	60.8
10. Portland State	12	84	731	60.9
11. Northern Colorado	11	77	695	63.2
12. Weber State	12	90	809	67.4
13. Sacramento State	12	88	862	71.8

OPPONENT PENALTIES	G	No.	Yards	Avg/G
1. Idaho State	12	101	986	82.2
2. Sacramento State	12	90	850	70.8
3. Weber State	12	85	751	62.6
4. Northern Colorado	11	71	688	62.5
5. UC Davis	11	72	664	60.4
6. Eastern Washington	14	87	809	57.8
7. Portland State	12	79	685	57.1
8. Southern Utah	12	72	678	56.5
9. Montana	14	83	766	54.7
10. North Dakota	12	71	645	53.8
11. Montana State	13	72	614	47.2
12. Northern Arizona	12	62	547	45.6
13. Cal Poly	12	51	453	37.8

TIME OF POSSESSION	G	Total possession	Average/game
1. Northern Arizona	12	384:54	32:04
2. Montana State	13	413:28	31:48
3. Cal Poly	12	380:14	31:41
4. Eastern Washington	14	439:36	31:24
5. Sacramento State	12	372:52	31:04
6. Northern Colorado	11	327:44	29:47
7. North Dakota	12	356:44	29:43
8. Weber State	12	345:29	28:47
9. Portland State	12	344:32	28:42
10. Idaho State	12	340:07	28:20
11. Montana	14	394:01	28:08
12. UC Davis	11	308:33	28:03
13. Southern Utah	12	323:42	26:58

TURNOVER MARGIN		Gained			Lost			Margin	Per/G
		Fum	Int	Tot	Fum	Int	Tot		
1. Montana	14	11	14	25	4	7	11	+14	1.00
2. Idaho State	12	7	19	26	6	10	16	+10	0.83
3. Cal Poly	12	4	11	15	4	3	7	+8	0.67
4. Eastern Washington	14	9	19	28	11	9	20	+8	0.57
5. Northern Colorado	11	6	18	24	13	8	21	+3	0.27
6. Sacramento State	12	10	11	21	9	10	19	+2	0.17
7. North Dakota	12	15	7	22	8	13	21	+1	0.08
8. Southern Utah	12	7	11	18	4	15	19	-1	-0.08
9. UC Davis	11	5	7	12	7	10	17	-5	-0.45
10. Montana State	13	10	8	18	11	13	24	-6	-0.46
11. Northern Arizona	12	2	9	11	7	11	18	-7	-0.58
12. Weber State	12	7	8	15	11	14	25	-10	-0.83
13. Portland State	12	8	6	14	9	17	26	-12	-1.00

RED ZONE OFFENSE	G	Scores	Pct.	TDs	(R-P)	FGs	TurnO
1. Eastern Washington	14	56-59	94.9	45	26-19	11-11	1
2. Montana	14	40-45	88.9	29	12-17	11-13	2
3. Idaho State	12	49-56	87.5	39	19-20	10-13	2
Northern Arizona	12	35-40	87.5	29	13-16	6-7	3
5. Cal Poly	12	48-55	87.3	46	38-8	2-2	1
6. UC Davis	11	28-33	84.8	24	7-17	4-7	1
7. North Dakota	12	22-27	81.5	12	9-3	10-12	1
8. Montana State	13	52-65	80.0	41	35-6	11-13	8
9. Sacramento State	12	37-48	77.1	29	14-15	8-9	5
10. Portland State	12	28-37	75.7	17	11-6	11-14	2
Weber State	12	28-37	75.7	19	7-12	9-10	4
12. Northern Colorado	11	18-25	72.0	12	6-6	6-8	2
13. Southern Utah	12	30-44	68.2	23	10-13	7-12	2

RED ZONE DEFENSE	G	Scores	Pct.	TDs	(R-P)	FGs	TurnO
1. Montana	14	34-48	70.8	22	12-10	12-13	9
2. UC Davis	11	35-48	72.9	26	19-7	9-13	2
3. Idaho State	12	35-46	76.1	29	18-11	6-8	6
4. North Dakota	12	30-39	76.9	23	11-12	7-9	4
5. Southern Utah	12	45-57	78.9	39	24-15	6-7	2
6. Northern Colorado	11	35-42	83.3	24	14-10	11-12	6
7. Montana State	13	46-55	83.6	33	16-17	13-16	2
8. Northern Arizona	12	35-41	85.4	24	18-6	11-13	1
9. Portland State	12	44-51	86.3	32	20-12	12-14	1
10. Eastern Washington	14	40-45	88.9	28	16-12	12-15	1
11. Weber State	12	36-40	90.0	28	18-10	8-10	1
12. Cal Poly	12	38-42	90.5	29	13-16	9-10	2
13. Sacramento State	12	46-50	92.0	36	16-20	10-10	1

ON-SIDE KICKS BY	G	Recovered	Attempts	Success%
1. Portland State	12	1	2	50.0
2. Sacramento State	12	2	5	40.0
3. Eastern Washington	14	1	4	25.0
4. Southern Utah	12	0	1	0.0
Northern Colorado	11	0	1	0.0
Weber State	12	0	1	0.0
Cal Poly	12	0	1	0.0
Montana	14	0	1	0.0
Northern Arizona	12	0	0	0.0
North Dakota	12	0	0	0.0
Idaho State	12	0	0	0.0
UC Davis	11	0	0	0.0
Montana State	13	0	0	0.0

2014 Big Sky Conference
Team Statistics Through games of Jan 22, 2015

<u>ON-SIDE KICKS AGAINST</u>	<u>G</u>	<u>Recovered</u>	<u>Attempts</u>	<u>Success%</u>
1. Sacramento State	12	0	3	0.0
Cal Poly	12	0	2	0.0
Idaho State	12	0	2	0.0
Montana	14	0	1	0.0
Montana State	13	0	1	0.0
Weber State	12	0	0	0.0
Northern Colorado	11	0	0	0.0
Southern Utah	12	0	0	0.0
Northern Arizona	12	0	0	0.0
North Dakota	12	0	0	0.0
Eastern Washington	14	0	0	0.0
Portland State	12	0	0	0.0
13. UC Davis	11	1	1	100.0

**2014 Big Sky Conference
Individual Statistics Through games of Jan 22, 2015**

RUSHING								
	Cl	G	Att.	Yds	Avg.	TD	Lg	Avg/G
1. Xavier Finney-ISU	Jr	12	259	1495	5.8	14	53	124.6
2. Chris Brown-CP	Jr	12	249	1265	5.1	17	57	105.4
3. Gabe Manzanares-UCD	Sr	9	149	831	5.6	5	53	92.3
4. Dakota Prukop-MSU	So	11	170	966	5.7	13	60	87.8
5. Kori Garcia-CP	So	12	157	1039	6.6	7	52	86.6
6. Jordan Canada-UM	Sr	14	216	1207	5.6	11	74	86.2
7. Brandon Howe-CP	Sr	12	183	867	4.7	10	70	72.2
8. Jordan Robinson-SAC	So	12	158	863	5.5	5	42	71.9
9. Jer Garman-UND	Sr	12	171	857	5.0	7	78	71.4
10. Casey Jahn-NAU	Jr	12	185	824	4.5	4	31	68.7

PASSING AVG/GAME							
	Cl	G	Comp-Att-Int	Yds	TD	Avg/G	
1. Justin Arias-ISU	Sr	12	318-522-10	4076	38	339.7	
2. Garrett Safron-SAC	Sr	12	269-432-10	3490	34	290.8	
3. Ammon Olsen-SUU	Jr	12	241-380-10	3049	21	254.1	
4. Dakota Prukop-MSU	So	11	171-263-6	2559	18	232.6	
5. Jordan Johnson-UM	Sr	13	217-382-6	2784	24	214.2	
6. Sean Rubalcaba-NC	So	10	160-236-6	1935	11	193.5	
7. Billy Green-WSU	So	11	194-318-8	2055	11	186.8	
8. Kieran McDonagh-PSU	Jr	10	154-301-13	1742	12	174.2	
9. Chris Brown-CP	Jr	12	102-171-3	1465	12	122.1	
10. Josh Kraght-PSU	Fr	10	50-97-3	521	2	52.1	

PASS EFFICIENCY							
	Cl	G	Comp-Att-Int	Yds	TD	Eff.	
1. Dakota Prukop-MSU	So	11	171-263-6	2559	18	164.8	
2. Garrett Safron-SAC	Sr	12	269-432-10	3490	34	151.5	
3. Chris Brown-CP	Jr	12	102-171-3	1465	12	151.3	
4. Sean Rubalcaba-NC	So	10	160-236-6	1935	11	147.0	
5. Justin Arias-ISU	Sr	12	318-522-10	4076	38	146.7	
6. Ammon Olsen-SUU	Jr	12	241-380-10	3049	21	143.8	
7. Jordan Johnson-UM	Sr	13	217-382-6	2784	24	135.6	
8. Daniel Kniffin-SAC	Fr	12	15-22-0	146	0	123.9	
9. Billy Green-WSU	So	11	194-318-8	2055	11	121.7	
10. Kieran McDonagh-PSU	Jr	10	154-301-13	1742	12	104.3	

RECEPTIONS/GAME								
	Cl	G	No.	Yds	TD	Lg	Yds/G	Rec/G
1. DeAndre Carter-SAC	Sr	12	99	1321	17	61	110.1	8.2
2. Cooper Kupp-EWU	So	13	104	1431	16	61	110.1	8.0
3. Madison Mangum-ISU	So	11	83	1234	10	45	112.2	7.5
4. Shaydon Kehano-WSU	Sr	12	82	976	8	59	81.3	6.8
5. Nnamdi Agude-SAC	Jr	12	70	1156	10	75	96.3	5.8
6. D. Stimphil-NC	Sr	11	60	870	7	85	79.1	5.5
7. KW Williams-ISU	So	12	65	922	10	72	76.8	5.4
8. Chris Robinson-SUU	Sr	12	60	880	8	79	73.3	5.0
9. Cam Livingston-WSU	So	12	57	856	1	52	71.3	4.8
10. Jamaal Jones-UM	Jr	14	66	1041	8	72	74.4	4.7

RECEIVE YDS/GAME								
	Cl	G	No.	Yds	TD	Lg	Avg/C	Yds/G
1. Madison Mangum-ISU	So	11	83	1234	10	45	14.9	112.2
2. DeAndre Carter-SAC	Sr	12	99	1321	17	61	13.3	110.1
3. Cooper Kupp-EWU	So	13	104	1431	16	61	13.8	110.1
4. Nnamdi Agude-SAC	Jr	12	70	1156	10	75	16.5	96.3
5. Shaydon Kehano-WSU	Sr	12	82	976	8	59	11.9	81.3
6. D. Stimphil-NC	Sr	11	60	870	7	85	14.5	79.1
7. KW Williams-ISU	So	12	65	922	10	72	14.2	76.8
8. Jamaal Jones-UM	Jr	14	66	1041	8	72	15.8	74.4
9. Chris Robinson-SUU	Sr	12	60	880	8	79	14.7	73.3
10. Cam Livingston-WSU	So	12	57	856	1	52	15.0	71.3

TOTAL OFFENSE							
	Cl	G	Rush	Pass	Plays	Total	Yds/G
1. Garrett Safron-SAC	Sr	12	751	3490	552	4241	353.4
2. Justin Arias-ISU	Sr	12	29	4076	565	4105	342.1
3. Dakota Prukop-MSU	So	11	966	2559	433	3525	320.5
4. Ammon Olsen-SUU	Jr	12	272	3049	500	3321	276.8
5. Jordan Johnson-UM	Sr	13	228	2784	443	3012	231.7
6. Chris Brown-CP	Jr	12	1265	1465	420	2730	227.5
7. Sean Rubalcaba-NC	So	10	107	1935	337	2042	204.2
8. Kieran McDonagh-PSU	Jr	10	254	1742	372	1996	199.6
9. Billy Green-WSU	So	11	-116	2055	365	1939	176.3
10. Xavier Finney-ISU	Jr	12	1495	0	259	1495	124.6

SCORING									
	Cl	G	TD	FG	XPT	2XP	Pts	Pts/G	
1. DeAndre Carter-SAC	Sr	12	18	0	0	0	108	9.0	
Chris Brown-CP	Jr	12	18	0	0	0	108	9.0	
3. Brad Cornish-SAC	Jr	12	0	14	56	0	98	8.2	
4. Cooper Kupp-EWU	So	13	17	0	0	0	102	7.8	
5. Zak Johnson-ISU	Fr	12	0	14	52	0	94	7.8	
6. Tyler McNannay-EWU	Jr	11	0	11	48	0	81	7.4	
7. Anthony Knight-MSU	Jr	10	12	0	0	0	72	7.2	
8. Dakota Prukop-MSU	So	11	13	0	0	0	78	7.1	
9. J. Gonzales-PSU	So	12	0	17	33	0	84	7.0	
Xavier Finney-ISU	Jr	12	14	0	0	0	84	7.0	

SCORING (TDs)									
	Cl	G	TD	Run	Pass	Ret	Pat	Pts	Avg/G
1. Chris Brown-CP	Jr	12	18	17	1	0	0	108	9.0
DeAndre Carter-SAC	Sr	12	18	0	17	1	0	108	9.0
3. Cooper Kupp-EWU	So	13	17	0	16	1	0	102	7.8
4. Anthony Knight-MSU	Jr	10	12	12	0	0	0	72	7.2
5. Dakota Prukop-MSU	So	11	13	13	0	0	0	78	7.1
6. Xavier Finney-ISU	Jr	12	14	14	0	0	0	84	7.0
7. Madison Mangum-ISU	So	11	10	0	10	0	1	62	5.6
8. Jordan Canada-UM	Sr	14	13	11	2	0	0	78	5.6
9. Brandon Howe-CP	Sr	12	11	10	1	0	0	66	5.5
10. KW Williams-ISU	So	12	10	0	10	0	1	62	5.2

SCORING (KICK)						
	Cl	G	PAT	FG	Pts	Avg/G
1. Brad Cornish-SAC	Jr	12	56-59	14-17	98	8.2
2. Zak Johnson-ISU	Fr	12	52-55	14-19	94	7.8
3. Tyler McNannay-EWU	Jr	11	48-55	11-11	81	7.4
4. J. Gonzales-PSU	So	12	33-33	17-24	84	7.0
5. Luke Daly-MSU	Fr	13	51-55	13-19	90	6.9
6. Ryan Hawkins-NAU	Jr	12	37-38	12-16	73	6.1
7. Daniel Sullivan-UM	Jr	12	33-34	11-14	66	5.5
8. Reid Taubenheim-UND	Fr	12	17-18	16-21	65	5.4
9. Z. Schottenfeld-CP	Fr	10	51-54	1-1	54	5.4
10. Josh Kealamakia-WSU	Jr	12	28-29	12-17	64	5.3

PUNT RETURN AVG							
	Cl	G	No.	Yds	TD	Long	Avg/G
1. Alex Tillman-UND	Sr	12	14	237	1	95	16.9
2. John Nguyen-UM	So	14	32	303	1	60	9.5
3. Shaydon Kehano-WSU	Sr	12	26	243	0	29	9.3
4. Alex Holmes-NAU	Jr	12	13	95	0	34	7.3
5. Ellis Onic-NC	Fr	11	11	66	0	24	6.0
6. Kasey Closs-PSU	Sr	10	11	59	0	27	5.4
7. Brady Measom-SUU	So	11	13	64	0	21	4.9

**2014 Big Sky Conference
Individual Statistics Through games of Jan 22, 2015**

KICK RETURN AVG							
	Cl	G	No.	Yds	TD	Long	Avg/G
1. Gunnar Brekke-MSU	So	13	27	732	0	74	27.1
2. Shaq Hill-EWU	Jr	12	21	569	1	90	27.1
3. Ellis Onic-NC	Fr	11	31	832	1	100	26.8
4. Bo Bolen-WSU	Sr	11	22	568	1	94	25.8
5. Steven Long-PSU	Fr	11	12	308	0	91	25.7
6. Elijah Marks-NAU	Fr	11	16	388	0	36	24.2
7. Shamawn Wright-UCD	Jr	11	20	479	1	89	24.0
8. Isiah Hennie-SAC	Fr	11	31	737	1	89	23.8
9. Justin Brown-SUU	Jr	12	12	267	0	37	22.2
10. B. O'Georgia-NAU	Fr	11	13	268	0	45	20.6

PAT KICKING PCT					
	Cl	G	Made	Att.	Pct.
1. J. Gonzales-PSU	So	12	33	33	100.0
2. Ryan Hawkins-NAU	Jr	12	37	38	97.4
3. Daniel Sullivan-UM	Jr	12	33	34	97.1
4. Josh Kealamakia-WSU	Jr	12	28	29	96.6
5. Seth Czapenski-NC	Fr	11	19	20	95.0
6. Brad Cornish-SAC	Jr	12	56	59	94.9
7. Brady Stuart-UCD	Jr	10	37	39	94.9
8. Zak Johnson-ISU	Fr	12	52	55	94.5
9. Z. Schottenfeld-CP	Fr	10	51	54	94.4
Reid Taubenheim-UND	Fr	12	17	18	94.4

ALL PURPOSE								
	Cl	G	Rush	Rcv	PR	KR	Yds	Avg/G
1. Xavier Finney-ISU	Jr	12	1495	119	0	0	1614	134.5
2. Cooper Kupp-EWU	So	13	10	1431	162	17	1620	124.6
3. Gabe Manzanares-UCD	Sr	9	831	271	0	0	1102	122.4
4. DeAndre Carter-SAC	Sr	12	4	1321	69	1	1395	116.2
5. Madison Mangum-ISU	So	11	0	1234	0	0	1234	112.2
6. Shaq Hill-EWU	Jr	12	35	735	0	569	1339	111.6
7. Chris Brown-CP	Jr	12	1265	23	0	0	1288	107.3
8. Bo Bolen-WSU	Sr	11	515	89	0	568	1172	106.5
9. Gunnar Brekke-MSU	So	13	424	204	4	732	1364	104.9
10. Daniel McSurdy-ISU	Sr	12	781	20	0	448	1249	104.1

PUNTING									
	Cl	G	No.	Yds	Lg	I20	50+	TB	Avg.
1. Kyle Loomis-PSU	Sr	12	75	3450	65	32	30	9	46.0
2. Jake Miller-EWU	Sr	14	52	2333	70	24	15	8	44.9
3. Trevor Bolton-MSU	Jr	12	40	1775	63	13	10	0	44.4
4. Blake O'Neill-WSU	Jr	12	62	2737	74	25	18	8	44.1
5. Tate Lewis-SUU	So	12	71	3079	80	19	20	9	43.4
6. Colby Wadman-UCD	So	11	54	2282	65	18	14	4	42.3
7. C.J. Reyes-ISU	Sr	12	62	2528	61	18	10	5	40.8
8. Chris Lider-UM	Jr	13	45	1816	60	12	7	7	40.4
9. Smith Heath-SAC	Sr	12	49	1938	53	16	5	2	39.6
10. Connor Bolduc-UND	Fr	12	82	3202	59	16	6	2	39.0

FIELD GOALS							
	Cl	G	Made	Att.	Long	Pct.	FG/G
1. J. Gonzales-PSU	So	12	17	24	53	70.8	1.42
2. Reid Taubenheim-UND	Fr	12	16	21	47	76.2	1.33
3. Brad Cornish-SAC	Jr	12	14	17	48	82.4	1.17
Zak Johnson-ISU	Fr	12	14	19	49	73.7	1.17
5. Tyler McNannay-EWU	Jr	11	11	11	43	100.0	1.00
Ryan Hawkins-NAU	Jr	12	12	16	45	75.0	1.00
Josh Kealamakia-WSU	Jr	12	12	17	42	70.6	1.00
Luke Daly-MSU	Fr	13	13	19	41	68.4	1.00
9. Daniel Sullivan-UM	Jr	12	11	14	42	78.6	0.92
10. Seth Czapenski-NC	Fr	11	8	12	41	66.7	0.73

FIELD GOAL PCT						
	Cl	G	Made	Att.	Long	Pct.
1. Tyler McNannay-EWU	Jr	11	11	11	43	100.0
2. Brad Cornish-SAC	Jr	12	14	17	48	82.4
3. Daniel Sullivan-UM	Jr	12	11	14	42	78.6
4. Reid Taubenheim-UND	Fr	12	16	21	47	76.2
5. Ryan Hawkins-NAU	Jr	12	12	16	45	75.0
6. Zak Johnson-ISU	Fr	12	14	19	49	73.7
7. J. Gonzales-PSU	So	12	17	24	53	70.8
8. Josh Kealamakia-WSU	Jr	12	12	17	42	70.6
9. Luke Daly-MSU	Fr	13	13	19	41	68.4
10. Seth Czapenski-NC	Fr	11	8	12	41	66.7

**2014 Big Sky Conference
Individual Statistics Through games of Jan 22, 2015**

TACKLES (All positions)								SACKS							
	Cl	G	Pos	Solo	Ast	Total	Avg/G		Cl	G	Pos	Solo	Ast	Total	Avg/G
1. Nick Dzubnar-CP	Sr	12		73	94	167	13.9	1. Zack Wagenmann-UM	Sr	14	DE	16	3	17.5	1.25
2. Chinedu Ahanonu-SUU	So	12		76	76	152	12.7	2. James Cowser-SUU	Jr	12		11	1	11.5	0.96
3. Darnell Sankey-SAC	Jr	9	LB	40	60	100	11.1	3. Austin Graves-ISU	Sr	12	LB	6	4	9.0	0.75
4. Alex Singleton-MSU	Sr	13	LB	86	50	136	10.5	4. Samson Ebukam-EWU	So	13	DL	7	1	7.5	0.58
5. Mario Jenkins-ISU	Fr	12	LB	48	72	120	10.0	5. Jaycee Totty-SAC	Sr	12	DL	6	1	6.5	0.54
6. Mitch Beckstead-ISU	Sr	12	LB	40	77	117	9.8	6. Tyrone Holmes-UM	Jr	14	DE	5	3	6.5	0.46
7. Taison Manu-ISU	Jr	12	DB	60	50	110	9.2	7. Odin Coe-MSU	Jr	13	DL	5	2	6.0	0.46
8. Henry Fernandez-SAC	Sr	12	LB	29	77	106	8.8	8. Herbert Gamboa-UM	Jr	14	LB	6	0	6.0	0.43
Will Ratelle-UND	Jr	12		45	61	106	8.8	9. R. Torgerson-SUU	So	12		6	0	6.0	0.50
Cameron Ontko-CP	So	12		50	56	106	8.8	10. Dustin Martin-WSU	Sr	12	DE	4	2	5.0	0.42
11. Emmett Tela-WSU	Fr	9	LB	46	33	79	8.8	Garrett Reineke-UND	Sr	12		5	0	5.0	0.42
12. K. Van Ackeren-UM	Jr	14	LB	56	66	122	8.7	Erik Nelson-ISU	Sr	12	LB	4	2	5.0	0.42
13. Ronnie Hamlin-EWU	Sr	13	LB	73	39	112	8.6	13. Sadat Sulleyman-PSU	Jr	10	DE	3	3	4.5	0.45
14. Miles Killebrew-SUU	Jr	12		62	39	101	8.4	S. Talalemotu-PSU	So	10	DT	4	1	4.5	0.45
15. Jeremiah Kose-UM	Jr	14	LB	44	73	117	8.4	15. Kyle DeVaughn-UCD	Jr	9	DL	4	0	4.0	0.44
16. Robbie Kendall-SAC	Sr	11	DB	40	51	91	8.3	16. Brandon Tobias-PSU	Sr	10	DE	3	2	4.0	0.40
17. Cody Sorensen-ISU	Jr	12	DB	48	47	95	7.9	17. D. Crittenden-UM	Jr	14	DE	4	0	4.0	0.29
18. Austin Hasquet-NAU	Sr	11		35	52	87	7.9	18. Brandon Dranka-UND	Fr	12		3	1	3.5	0.29
19. Matt Hermanson-UM	Sr	14		52	57	109	7.8	Dayo Idowu-UND	Jr	12		3	1	3.5	0.29
20. Herbert Gamboa-UM	Jr	14	LB	46	61	107	7.6	20. Dylan Zylstra-EWU	Sr	14	DL	3	1	3.5	0.25
21. Eddie Horn-NAU	Jr	12		58	30	88	7.3								
22. Miqiyah Zamora-EWU	So	14	LB	54	48	102	7.3								
23. Josh Kariya-SUU	So	12		40	47	87	7.2								
24. Jeremy Lutali-PSU	Jr	12	LB	46	40	86	7.2								
25. James Cowser-SUU	Jr	12		50	35	85	7.1								
26. Felix Woods-WSU	So	12	LB	38	46	84	7.0								
C.J. Spencer-UCD	Fr	9		43	20	63	7.0								
28. Taj Rich-UND	So	12		30	52	82	6.8								
29. Darius Lewis-NAU	Jr	11		35	40	75	6.8								
30. Lexington Smith-NC	Sr	11	DL	36	36	72	6.5								
31. Austin Graves-ISU	Sr	12	LB	36	42	78	6.5								
32. Brandon Lenoir-NC	So	11	DB	36	34	70	6.4								
33. Taylor Pili-SUU	Fr	12		40	36	76	6.3								
34. James Riddle-NC	Fr	11	LB	35	34	69	6.3								
35. Cody McCarthy-EWU	Sr	13	LB	30	51	81	6.2								
Cole Moore-MSU	Sr	13	LB	57	24	81	6.2								
37. Taylor Risner-NC	So	11	DB	35	33	68	6.2								
38. Artice Nelson-UCD	Jr	10	LB	36	24	60	6.0								
39. Bryson Keeton-MSU	Jr	13	DB	58	19	77	5.9								
40. Cole Reyes-UND	Fr	10		34	25	59	5.9								
41. Blake Bailey-NAU	Sr	12		36	34	70	5.8								
42. Kyle Todd-NC	Sr	11	DL	33	30	63	5.7								
43. Dominick Sierra-NC	So	10	LB	33	24	57	5.7								
44. Chris Fletcher-CP	Jr	12		47	21	68	5.7								
Baylee Carr-UND	Sr	12		45	23	68	5.7								
46. Dustin Martin-WSU	Sr	12	DE	32	35	67	5.6								
LeShaun Sims-SUU	Jr	12		46	21	67	5.6								
48. Tevin McDonald-EWU	Sr	14	DB	53	25	78	5.6								
49. Luke King-WSU	Jr	10	LB	24	31	55	5.5								
50. Nick Crouch-SAC	So	12	DB	35	30	65	5.4								

TACKLES FOR LOSS							
	Cl	G	Pos	Solo	Ast	Total	Avg/G
1. James Cowser-SUU	Jr	12		26	5	28.5	2.38
2. Zack Wagenmann-UM	Sr	14	DE	20	6	23.0	1.64
3. Dustin Martin-WSU	Sr	12	DE	12	6	15.0	1.25
4. Alex Singleton-MSU	Sr	13	LB	13	4	15.0	1.15
5. Tyrone Holmes-UM	Jr	14	DE	10	7	13.5	0.96
6. Dominick Sierra-NC	So	10	LB	10	5	12.5	1.25
7. Samson Ebukam-EWU	So	13	DL	9	6	12.0	0.92
8. Brian Labat-UND	So	11		10	4	12.0	1.09
9. Austin Graves-ISU	Sr	12	LB	8	7	11.5	0.96
Jaycee Totty-SAC	Sr	12	DL	9	5	11.5	0.96
11. Taj Rich-UND	So	12		9	4	11.0	0.92
12. Herbert Gamboa-UM	Jr	14	LB	9	3	10.5	0.75
13. Brandon Dranka-UND	Fr	12		8	5	10.5	0.88
Mario Jenkins-ISU	Fr	12	LB	7	7	10.5	0.88
R. Torgerson-SUU	So	12		10	1	10.5	0.88
Jeremy Lutali-PSU	Jr	12	LB	9	3	10.5	0.88
17. Emmett Tela-WSU	Fr	9	LB	8	4	10.0	1.11
18. Garrett Reineke-UND	Sr	12		8	3	9.5	0.79
Nick Dzubnar-CP	Sr	12		6	7	9.5	0.79
Mitch Beckstead-ISU	Sr	12	LB	6	7	9.5	0.79

**2014 Big Sky Conference
Individual Statistics Through games of Jan 22, 2015**

PASSES DEFENDED						
	Cl	G	BrUp	Int.	Total	Avg/G
1. Xavier Coleman-PSU	So	10	12	1	13	1.30
2. Marcus Alford-NAU	Jr	11	10	3	13	1.18
3. Bryson Keeton-MSU	Jr	13	14	1	15	1.15
4. Courtney Hall-NC	Sr	11	10	2	12	1.09
5. Erik Collins-ISU	Jr	9	6	3	9	1.00
6. Deonte Flowers-MSU	Sr	13	11	1	12	0.92
7. Vai Peko-ISU	Sr	12	7	4	11	0.92
Chris Fletcher-CP	Jr	12	10	1	11	0.92
9. Joshua Dennard-UM	Sr	14	11	1	12	0.86
10. Miles Killebrew-SUU	Jr	12	7	3	10	0.83
Josh Burton-WSU	So	12	7	3	10	0.83
Karlton Dennis-CP	Jr	12	7	3	10	0.83
Taron Johnson-WSU	Fr	12	9	1	10	0.83
14. Kyle Griffin-NC	So	11	5	4	9	0.82
15. Dominick Sierra-NC	So	10	7	1	8	0.80
16. LeShaun Sims-SUU	Jr	12	9	0	9	0.75
Alex Tillman-UND	Sr	12	8	1	9	0.75
Randy Hale, Jr.-NAU	Sr	12	9	0	9	0.75
19. Taylor Risner-NC	So	11	5	3	8	0.73
20. Tevin McDonald-EWU	Sr	14	7	3	10	0.71

INTERCEPTIONS							
	Cl	G	No.	Yds	TD	Long	Avg/G
1. Matt Hermanson-UM	Sr	14	6	89	0	40	0.43
2. Kyle Griffin-NC	So	11	4	114	1	84	0.36
3. Mitch Beckstead-ISU	Sr	12	4	60	0	32	0.33
Vai Peko-ISU	Sr	12	4	0	0	0	0.33
Erik Collins-ISU	Jr	9	3	-1	0	0	0.33
6. Marcus Alford-NAU	Jr	11	3	88	1	67	0.27
Taylor Risner-NC	So	11	3	42	0	39	0.27
D. Florence-WSU	Sr	11	3	29	0	29	0.27
9. Miles Killebrew-SUU	Jr	12	3	105	1	85	0.25
Eddie Horn-NAU	Jr	12	3	45	0	38	0.25

FUMBLES FORCED				
	Cl	G	No.	Avg/G
1. Zack Wagenmann-UM	Sr	14	6	0.43
2. Miles Killebrew-SUU	Jr	12	4	0.33
Darnell Sankey-SAC	Jr	9	3	0.33
4. Marques Barron-UCD	Sr	11	3	0.27
5. James Cowser-SUU	Jr	12	3	0.25
Chinedu Ahanonu-SUU	So	12	3	0.25
Garrett Reineke-UND	Sr	12	3	0.25
Dustin Martin-WSU	Sr	12	3	0.25
9. Taylor Sheridan-MSU	Jr	13	3	0.23
10. Tevin McDonald-EWU	Sr	14	3	0.21

FUMBLES RECOVERED				
	Cl	G	No.	Avg/G
1. Mitch Beckstead-ISU	Sr	12	3	0.25
2. Robert Marshall-MSU	Sr	13	3	0.23
3. K. Van Ackeren-UM	Jr	14	3	0.21
4. Corey Crowder-PSU	Sr	11	2	0.18
5. Will Ratelle-UND	Jr	12	2	0.17
LeShaun Sims-SUU	Jr	12	2	0.17
Alec Carrothers-UND	So	12	2	0.17
Chris Brown-UND	Jr	12	2	0.17
Brandon Dranka-UND	Fr	12	2	0.17
Dustin Martin-WSU	Sr	12	2	0.17

**2014 Big Sky Conference
Conference Individual Game Highs Through games of Jan 22, 2015**

INDIVIDUAL PLAYER GAME HIGHS

Points scored	30	Chad Newell (Montana State) vs SOUTH DAKOTA STATE (Nov 29, 2014)
	24	Travon Van (Montana) vs CENTRAL WASHINGTON (Sep 06, 2014)
	24	Quincy Forte (Eastern Washington) at Montana State (Sep 20, 2014)
Touchdowns	24	DeAndre Carter (Sacramento State) vs SOUTHERN UTAH (Nov 08, 2014)
	5	Chad Newell (Montana State) vs SOUTH DAKOTA STATE (Nov 29, 2014)
	4	Travon Van (Montana) vs CENTRAL WASHINGTON (Sep 06, 2014)
	4	Quincy Forte (Eastern Washington) at Montana State (Sep 20, 2014)
TD responsibility	4	DeAndre Carter (Sacramento State) vs SOUTHERN UTAH (Nov 08, 2014)
	8	Dakota Prukop (Montana State) at Sacramento State (Oct 04, 2014) [3r,5p]
	7	Vernon Adams Jr (Eastern Washington) at Washington (Sep 06, 2014) [0r,7p]
Points scored kicking	18	Brad Cornish (Sacramento State) vs WEBER STATE (Sep 13, 2014) [5fg,3pat]
	15	Reid Taubenheim (North Dakota) at Northern Colorado (Nov 22, 2014) [4fg,3pat]
Total offense yards	609	Garrett Safron (Sacramento State) vs MONTANA STATE (Oct 04, 2014) [146r,46
	530	Ammon Olsen (Southern Utah) at Idaho State (Oct 18, 2014) [2r,528p]
Total offense plays	79	Ammon Olsen (Southern Utah) at Idaho State (Oct 18, 2014) [14r,65p]
	68	Billy Green (Weber State) at Sacramento State (Sep 13, 2014) [8r,60p]
Total offense yards/play	48.0	Jakori Ford (Idaho State) vs SIMON FRASER (Oct 11, 2014) [3-144]
	27.7	Travon Van (Montana) vs CENTRAL WASHINGTON (Sep 06, 2014) [3-83]
Rushing yards	266	Daniel McSurdy (Idaho State) vs WEBER STATE (Nov 22, 2014)
	253	Steven Long (Portland State) vs NORTHERN ARIZONA (Oct 18, 2014)
Rushing attempts	39	Chris Brown (Cal Poly) at Idaho State (Nov 08, 2014)
	37	Gabe Manzanares (UC Davis) at Cal Poly (Nov 15, 2014)
Yards per rush	48.0	Jakori Ford (Idaho State) vs SIMON FRASER (Oct 11, 2014) [3-144]
	27.7	Travon Van (Montana) vs CENTRAL WASHINGTON (Sep 06, 2014) [3-83]
Rushing TDs	5	Chad Newell (Montana State) vs SOUTH DAKOTA STATE (Nov 29, 2014)
	4	Quincy Forte (Eastern Washington) at Montana State (Sep 20, 2014)
Longest rush	78	Jer Garman (North Dakota) vs NORTHERN ARIZONA (Nov 15, 2014)
	76	Quincy Forte (Eastern Washington) at Montana State (Sep 20, 2014)
Passing yards	528	Ammon Olsen (Southern Utah) at Idaho State (Oct 18, 2014)
	475	Vernon Adams Jr (Eastern Washington) at Washington (Sep 06, 2014)
Passing attempts	65	Ammon Olsen (Southern Utah) at Idaho State (Oct 18, 2014)
	60	Billy Green (Weber State) at Sacramento State (Sep 13, 2014)
Passing TDs	7	Vernon Adams Jr (Eastern Washington) at Washington (Sep 06, 2014)
	6	Justin Arias (Idaho State) at Eastern Washington (Oct 4, 2014)
Longest pass	89	Chris Brown (Cal Poly) at South Dakota State (Sep 06, 2014)
	87	Ammon Olsen (Southern Utah) vs NORTH DAKOTA (Oct 25, 2014)
Passes completed	38	Ammon Olsen (Southern Utah) at Idaho State (Oct 18, 2014)
	36	Billy Green (Weber State) at Sacramento State (Sep 13, 2014)
Had intercepted	5	Jake Bleskin (Montana State) at Montana (Nov 22, 2014)
	4	Kieran McDonagh (Portland State) vs IDAHO STATE (Nov 01, 2014)
Pass completion pct	100.0	Aaron Cantu (Southern Utah) at Fresno State (Sep 20, 2014) [2-2]
	100.0	Jake Bleskin (Montana State) at UC Davis (Oct 11, 2014) [2-2]
	100.0	C. Richardson (Eastern Washington) vs NORTH DAKOTA (Nov 1, 2014) [2-2]
Pass yards/attempt	22.5	Jake Bleskin (Montana State) at UC Davis (Oct 11, 2014) [2-45]
	16.4	Dakota Prukop (Montana State) at UC Davis (Oct 11, 2014) [22-361]
Pass yards/catch	22.5	Jake Bleskin (Montana State) at UC Davis (Oct 11, 2014) [2-45]
	21.2	Dakota Prukop (Montana State) at UC Davis (Oct 11, 2014) [17-361]
Receiving yards	273	DeAndre Carter (Sacramento State) vs SOUTHERN UTAH (Nov 08, 2014)
	197	Nnamdi Agude (Sacramento State) vs MONTANA STATE (Oct 04, 2014)
Receptions	16	DeAndre Carter (Sacramento State) vs SOUTHERN UTAH (Nov 08, 2014)
	14	DeAndre Carter (Sacramento State) at Idaho State (Sep 27, 2014)
Yards per catch	53.0	Roland Jackson (Cal Poly) at South Dakota State (Sep 06, 2014) [2-106]
	50.0	Roland Jackson (Cal Poly) at Weber State (Oct 11, 2014) [2-100]
Receiving TDs	4	DeAndre Carter (Sacramento State) vs SOUTHERN UTAH (Nov 08, 2014)

**2014 Big Sky Conference
Individual Game Highs Through games of Jan 22, 2015**

	3	Corey Galindo (UC Davis) vs FORT LEWIS (Sep 6, 2014)
	3	Cooper Kupp (Eastern Washington) at Washington (Sep 06, 2014)
	3	DeAndre Carter (Sacramento State) at Idaho State (Sep 27, 2014)
	3	Cooper Kupp (Eastern Washington) vs IDAHO STATE (Oct 4, 2014)
	3	DeAndre Carter (Sacramento State) vs MONTANA STATE (Oct 04, 2014)
	3	Chris Robinson (Southern Utah) at Sacramento State (Nov 08, 2014)
	3	D. Stimpfil (Northern Colorado) at Weber State (Nov 15, 2014)
Longest reception	89	Roland Jackson (Cal Poly) at South Dakota State (Sep 06, 2014)
	87	Raysean Pringle (Southern Utah) vs NORTH DAKOTA (Oct 25, 2014)
Field goal attempts	5	Brad Cornish (Sacramento State) vs WEBER STATE (Sep 13, 2014)
	5	Reid Taubenheim (North Dakota) at Northern Colorado (Nov 22, 2014)
Field goals made	5	Brad Cornish (Sacramento State) vs WEBER STATE (Sep 13, 2014)
	4	Reid Taubenheim (North Dakota) at Northern Colorado (Nov 22, 2014)
Longest field goal	53	J. Gonzales (Portland State) vs UC DAVIS (Oct 04, 2014)
	49	Zak Johnson (Idaho State) at Utah State (Sep 06, 2014)
Field goal pct	100.0	Brad Cornish (Sacramento State) vs WEBER STATE (Sep 13, 2014) [5-5]
	100.0	Luke Daly (Montana State) vs NORTH DAKOTA (Sep 27, 2014) [3-3]
	100.0	J. Gonzales (Portland State) at North Dakota (Oct 11, 2014) [3-3]
	100.0	J. Gonzales (Portland State) at Weber State (Oct 25, 2014) [3-3]
	100.0	Ryan Hawkins (Northern Arizona) vs UC DAVIS (Nov 08, 2014) [3-3]
	100.0	Zak Johnson (Idaho State) vs CAL POLY (Nov 08, 2014) [3-3]
	100.0	Reid Taubenheim (North Dakota) vs NORTHERN ARIZONA (Nov 15, 2014) [3-3]
	100.0	H. Greenberg (Montana) vs CENTRAL WASHINGTON (Sep 06, 2014) [2-2]
	100.0	Ryan Hawkins (Northern Arizona) vs NEW MEXICO HIGHLANDS (Sep 13, 2014) [2-2]
	100.0	Josh Kealamakia (Weber State) at Southern Utah (Sep 27, 2014) [2-2]
	100.0	Seth Czapski (Northern Colorado) at Montana (Sep 27, 2014) [2-2]
	100.0	Tyler McNannay (Eastern Washington) vs NORTHERN COLORADO (Oct 18, 2014) [2-2]
	100.0	Brad Cornish (Sacramento State) vs CAL POLY (Oct 18, 2014) [2-2]
	100.0	Tyler McNannay (Eastern Washington) at Northern Arizona (Oct 25, 2014) [2-2]
	100.0	Tyler McNannay (Eastern Washington) vs NORTH DAKOTA (Nov 1, 2014) [2-2]
	100.0	Luke Daly (Montana State) at Cal Poly (Nov 01, 2014) [2-2]
	100.0	J. Gonzales (Portland State) vs IDAHO STATE (Nov 01, 2014) [2-2]
	100.0	Seth Czapski (Northern Colorado) at UC Davis (Nov 1, 2014) [2-2]
	100.0	Brad Cornish (Sacramento State) at Montana (Nov 01, 2014) [2-2]
	100.0	Daniel Sullivan (Montana) at Eastern Washington (Nov 8, 2014) [2-2]
	100.0	Brad Cornish (Sacramento State) vs PORTLAND STATE (Nov 15, 2014) [2-2]
	100.0	J. Gonzales (Portland State) at Sacramento State (Nov 15, 2014) [2-2]
	100.0	Zak Johnson (Idaho State) at Montana State (Nov 15, 2014) [2-2]
	100.0	Daniel Sullivan (Montana) vs MONTANA STATE (Nov 22, 2014) [2-2]
	100.0	Zak Johnson (Idaho State) vs WEBER STATE (Nov 22, 2014) [2-2]
	100.0	Josh Kealamakia (Weber State) at Idaho State (Nov 22, 2014) [2-2]
	100.0	Daniel Sullivan (Montana) at Eastern Washington (Dec 6, 2014) [2-2]
	100.0	Tyler McNannay (Eastern Washington) vs ILLINOIS STATE (Dec 13, 2014) [2-2]
PAT kicks attempted	11	Luke Daly (Montana State) at UC Davis (Oct 11, 2014)
	9	Zak Johnson (Idaho State) vs SIMON FRASER (Oct 11, 2014)
PAT kicks made	11	Luke Daly (Montana State) at UC Davis (Oct 11, 2014)
	9	Zak Johnson (Idaho State) vs SIMON FRASER (Oct 11, 2014)
PAT kicks pct	100.0	Luke Daly (Montana State) at UC Davis (Oct 11, 2014) [11-11]
	100.0	Zak Johnson (Idaho State) vs SIMON FRASER (Oct 11, 2014) [9-9]
	100.0	R. Alcobendas (Eastern Washington) vs SAM HOUSTON STATE (Aug 23, 2014) [8-8]
	100.0	Ryan Hawkins (Northern Arizona) vs NEW MEXICO HIGHLANDS (Sep 13, 2014) [8-8]
	100.0	Brad Cornish (Sacramento State) vs MENLO (Sep 20, 2014) [8-8]
	100.0	Tyler McNannay (Eastern Washington) vs IDAHO STATE (Oct 4, 2014) [8-8]

**2014 Big Sky Conference
Individual Game Highs Through games of Jan 22, 2015**

100.0	Brad Cornish (Sacramento State) vs MONTANA STATE (Oct 04, 2014) [8-8]
100.0	Luke Daly (Montana State) at Sacramento State (Oct 04, 2014) [8-8]
100.0	Zak Johnson (Idaho State) vs SOUTHERN UTAH (Oct 18, 2014) [8-8]
100.0	Z. Schottenfeld (Cal Poly) at Sacramento State (Oct 18, 2014) [8-8]
100.0	Tyler McNannay (Eastern Washington) at Portland State (Nov 21, 2014) [8-8]
100.0	Brad Cornish (Sacramento State) at Incarnate Word (Aug 30, 2014) [7-7]
100.0	Brady Stuart (UC Davis) vs FORT LEWIS (Sep 6, 2014) [7-7]
100.0	R. Alcobendas (Eastern Washington) at Washington (Sep 06, 2014) [7-7]
100.0	Daniel Sullivan (Montana) vs SAN DIEGO (Nov 29, 2014) [7-7]
100.0	J. Gonzales (Portland State) vs WESTERN OREGON (Sep 06, 2014) [6-6]
100.0	Z. Schottenfeld (Cal Poly) vs PORTLAND STATE (Sep 20, 2014) [6-6]
100.0	Luke Daly (Montana State) vs EASTERN WASHINGTON (Sep 20, 2014) [6-6]
100.0	Zak Johnson (Idaho State) at Eastern Washington (Oct 4, 2014) [6-6]
100.0	Z. Schottenfeld (Cal Poly) vs SOUTHERN UTAH (Oct 4, 2014) [6-6]
100.0	Tyler McNannay (Eastern Washington) at Southern Utah (Oct 11, 2014) [6-6]
100.0	H. Greenberg (Montana) vs UC DAVIS (Oct 18, 2014) [6-6]
100.0	Brad Cornish (Sacramento State) vs SOUTHERN UTAH (Nov 08, 2014) [6-6]
100.0	Brad Cornish (Sacramento State) vs PORTLAND STATE (Nov 15, 2014) [6-6]
100.0	Brady Stuart (UC Davis) at Cal Poly (Nov 15, 2014) [6-6]
100.0	H. Greenberg (Montana) vs CENTRAL WASHINGTON (Sep 06, 2014) [5-5]
100.0	Ryan Hawkins (Northern Arizona) vs CAL POLY (Sep 27, 2014) [5-5]
100.0	Z. Schottenfeld (Cal Poly) at Northern Arizona (Sep 27, 2014) [5-5]
100.0	Daniel Sullivan (Montana) vs NORTHERN COLORADO (Sep 27, 2014) [5-5]
100.0	Zak Johnson (Idaho State) at Northern Colorado (Oct 25, 2014) [5-5]
100.0	Keita Calhoun (Southern Utah) vs NORTH DAKOTA (Oct 25, 2014) [5-5]
100.0	Z. Schottenfeld (Cal Poly) vs MONTANA STATE (Nov 01, 2014) [5-5]
100.0	J. Gonzales (Portland State) at Sacramento State (Nov 15, 2014) [5-5]
100.0	Daniel Sullivan (Montana) at Southern Utah (Nov 15, 2014) [5-5]
100.0	Z. Schottenfeld (Cal Poly) vs UC DAVIS (Nov 15, 2014) [5-5]
100.0	Luke Daly (Montana State) vs IDAHO STATE (Nov 15, 2014) [5-5]
100.0	Josh Kealamakia (Weber State) at Sacramento State (Sep 13, 2014) [4-4]
100.0	Trevor McGirr (Southern Utah) vs WEBER STATE (Sep 27, 2014) [4-4]
100.0	Trevor McGirr (Southern Utah) at Cal Poly (Oct 4, 2014) [4-4]
100.0	Brady Stuart (UC Davis) at Montana (Oct 18, 2014) [4-4]
100.0	Trevor McGirr (Southern Utah) at Idaho State (Oct 18, 2014) [4-4]
100.0	Zak Johnson (Idaho State) at Portland State (Nov 01, 2014) [4-4]
100.0	Daniel Sullivan (Montana) vs SACRAMENTO STATE (Nov 01, 2014) [4-4]
100.0	Z. Schottenfeld (Cal Poly) at Idaho State (Nov 08, 2014) [4-4]
100.0	Josh Kealamakia (Weber State) vs NORTHERN COLORADO (Nov 15, 2014) [4-4]
100.0	Ryan Hawkins (Northern Arizona) at North Dakota (Nov 15, 2014) [4-4]
100.0	J. Gonzales (Portland State) vs EASTERN WASHINGTON (Nov 21, 2014) [4-4]
100.0	Daniel Sullivan (Montana) vs MONTANA STATE (Nov 22, 2014) [4-4]
100.0	Ryan Hawkins (Northern Arizona) at Abilene Christian (Sep 06, 2014) [3-3]
100.0	J. Gonzales (Portland State) at WSU (Sep 13, 2014) [3-3]
100.0	Brady Stuart (UC Davis) at Colorado State (Sep 13, 2014) [3-3]
100.0	Jake Miller (Eastern Washington) at Montana State (Sep 20, 2014) [3-3]
100.0	Ryan Hawkins (Northern Arizona) at South Dakota (Sep 20, 2014) [3-3]
100.0	Brad Cornish (Sacramento State) at Idaho State (Sep 27, 2014) [3-3]
100.0	Seth Czapski (Northern Colorado) vs NORTHERN ARIZONA (Oct 04, 2014) [3-3]
100.0	Seth Czapski (Northern Colorado) vs SACRAMENTO STATE (Oct 11, 2014) [3-3]
100.0	Trevor McGirr (Southern Utah) vs EASTERN WASHINGTON (Oct 11, 2014) [3-3]
100.0	Reid Taubenheim (North Dakota) vs PORTLAND STATE (Oct 11, 2014) [3-3]
100.0	Josh Kealamakia (Weber State) vs CAL POLY (Oct 11, 2014) [3-3]

**2014 Big Sky Conference
Individual Game Highs Through games of Jan 22, 2015**

100.0	Ryan Hawkins (Northern Arizona) at Portland State (Oct 18, 2014) [3-3]
100.0	Brad Cornish (Sacramento State) vs CAL POLY (Oct 18, 2014) [3-3]
100.0	J. Gonzales (Portland State) at Weber State (Oct 25, 2014) [3-3]
100.0	H. Greenberg (Montana) at Cal Poly (Oct 25, 2014) [3-3]
100.0	Tyler McNannay (Eastern Washington) at Northern Arizona (Oct 25, 2014) [3-3]
100.0	Luke Daly (Montana State) at Cal Poly (Nov 01, 2014) [3-3]
100.0	Ryan Hawkins (Northern Arizona) at Weber State (Nov 01, 2014) [3-3]
100.0	Brady Stuart (UC Davis) vs NORTHERN COLORADO (Nov 1, 2014) [3-3]
100.0	Seth Czapenski (Northern Colorado) at UC Davis (Nov 1, 2014) [3-3]
100.0	Luke Daly (Montana State) vs PORTLAND STATE (Nov 08, 2014) [3-3]
100.0	Keita Calhoun (Southern Utah) at Sacramento State (Nov 08, 2014) [3-3]
100.0	Josh Kealamakia (Weber State) at North Dakota (Nov 08, 2014) [3-3]
100.0	Brady Stuart (UC Davis) at Northern Arizona (Nov 08, 2014) [3-3]
100.0	Zak Johnson (Idaho State) vs CAL POLY (Nov 08, 2014) [3-3]
100.0	Seth Czapenski (Northern Colorado) at Weber State (Nov 15, 2014) [3-3]
100.0	Reid Taubenheim (North Dakota) vs NORTHERN ARIZONA (Nov 15, 2014) [3-3]
100.0	Zak Johnson (Idaho State) at Montana State (Nov 15, 2014) [3-3]
100.0	Reid Taubenheim (North Dakota) at Northern Colorado (Nov 22, 2014) [3-3]
100.0	Zak Johnson (Idaho State) at UTAH (8/28/2014) [2-2]
100.0	Josh Kealamakia (Weber State) at Arizona State (Aug 28, 2014) [2-2]
100.0	J. Gonzales (Portland State) at Oregon State (Aug 30, 2014) [2-2]
100.0	Brad Cornish (Sacramento State) at California (Sep 06, 2014) [2-2]
100.0	Trevor McGirr (Southern Utah) at Southeastern La. (Sep 06, 2014) [2-2]
100.0	Zak Johnson (Idaho State) at Utah State (Sep 06, 2014) [2-2]
100.0	Chris Lider (Montana) vs SOUTH DAKOTA (Sep 13, 2014) [2-2]
100.0	J. Gonzales (Portland State) at Cal Poly (Sep 20, 2014) [2-2]
100.0	Josh Kealamakia (Weber State) at Southern Utah (Sep 27, 2014) [2-2]
100.0	Brady Stuart (UC Davis) vs EASTERN WASHINGTON (Sep 27, 2014) [2-2]
100.0	Luke Daly (Montana State) vs NORTH DAKOTA (Sep 27, 2014) [2-2]
100.0	Ryan Hawkins (Northern Arizona) at Northern Colorado (Oct 04, 2014) [2-2]
100.0	Brady Stuart (UC Davis) at Portland State (Oct 04, 2014) [2-2]
100.0	J. Gonzales (Portland State) vs UC DAVIS (Oct 04, 2014) [2-2]
100.0	J. Gonzales (Portland State) vs NORTHERN ARIZONA (Oct 18, 2014) [2-2]
100.0	Josh Kealamakia (Weber State) vs PORTLAND STATE (Oct 25, 2014) [2-2]
100.0	Reid Taubenheim (North Dakota) at Southern Utah (Oct 25, 2014) [2-2]
100.0	Josh Kealamakia (Weber State) vs NORTHERN ARIZONA (Nov 01, 2014) [2-2]
100.0	J. Gonzales (Portland State) at Montana State (Nov 08, 2014) [2-2]
100.0	Daniel Sullivan (Montana) at Eastern Washington (Nov 8, 2014) [2-2]
100.0	Ryan Hawkins (Northern Arizona) vs UC DAVIS (Nov 08, 2014) [2-2]
100.0	Keita Calhoun (Southern Utah) vs MONTANA (Nov 15, 2014) [2-2]
100.0	Seth Czapenski (Northern Colorado) vs NORTH DAKOTA (Nov 22, 2014) [2-2]
100.0	Ryan Hawkins (Northern Arizona) vs SOUTHERN UTAH (Nov 22, 2014) [2-2]
100.0	Trevor McGirr (Southern Utah) at Northern Arizona (Nov 22, 2014) [2-2]
100.0	Josh Kealamakia (Weber State) at Idaho State (Nov 22, 2014) [2-2]
100.0	Daniel Sullivan (Montana) at Eastern Washington (Dec 6, 2014) [2-2]
Punts	11 C.J. Reyes (Idaho State) at UTAH (8/28/2014)
	11 Colby Wadman (UC Davis) at Stanford (Aug 30, 2014)
	11 Connor Bolduc (North Dakota) at Missouri State (09/13/14)
Yards punted	482 C.J. Reyes (Idaho State) at UTAH (8/28/2014) [11-482]
	478 Tate Lewis (Southern Utah) at Nevada (Aug 30, 2014) [10-478]
Longest punt	80 Tate Lewis (Southern Utah) vs NORTH DAKOTA (Oct 25, 2014)
	74 Blake O'Neill (Weber State) vs CAL POLY (Oct 11, 2014)
Punting avg	55.8 Trevor Bolton (Montana State) vs CENTRAL ARKANSAS (Sep 13, 2014) [4-223]

**2014 Big Sky Conference
Individual Game Highs Through games of Jan 22, 2015**

	55.5	Ryan Hawkins (Northern Arizona) vs EASTERN WASHINGTON (Oct 25, 2014) [4-
Punt returns	6	John Nguyen (Montana) vs CENTRAL WASHINGTON (Sep 06, 2014)
	6	John Nguyen (Montana) vs SAN DIEGO (Nov 29, 2014)
Punt return yards	106	Alex Tillman (North Dakota) vs PORTLAND STATE (Oct 11, 2014)
	90	Cooper Kupp (Eastern Washington) vs MONTANA (Nov 8, 2014)
Longest punt return	95	Alex Tillman (North Dakota) vs PORTLAND STATE (Oct 11, 2014)
	67	Cooper Kupp (Eastern Washington) vs MONTANA (Nov 8, 2014)
Punt return TDs	1	Tucker Schye (Montana) vs CENTRAL WASHINGTON (Sep 06, 2014)
	1	Marcus Alford (Northern Arizona) vs NEW MEXICO HIGHLANDS (Sep 13, 2014)
	1	Dylan Zylstra (Eastern Washington) vs IDAHO STATE (Oct 4, 2014)
	1	De'Jon Coleman (Sacramento State) at Northern Colorado (Oct 11, 2014)
	1	Alex Tillman (North Dakota) vs PORTLAND STATE (Oct 11, 2014)
	1	Cooper Kupp (Eastern Washington) vs MONTANA (Nov 8, 2014)
	1	DeAndre Carter (Sacramento State) vs PORTLAND STATE (Nov 15, 2014)
	1	John Nguyen (Montana) vs SAN DIEGO (Nov 29, 2014)
Punt return avg	53.0	Alex Tillman (North Dakota) vs PORTLAND STATE (Oct 11, 2014) [2-106]
	45.0	Cooper Kupp (Eastern Washington) vs MONTANA (Nov 8, 2014) [2-90]
Kick returns	7	Shamawn Wright (UC Davis) at Colorado State (Sep 13, 2014)
	7	Ellis Onic (Northern Colorado) vs SACRAMENTO STATE (Oct 11, 2014)
Kick return yards	244	Gunnar Brekke (Montana State) at Sacramento State (Oct 04, 2014)
	221	Ellis Onic (Northern Colorado) vs SACRAMENTO STATE (Oct 11, 2014)
Kick return avg	55.0	Shaq Hill (Eastern Washington) at Portland State (Nov 21, 2014) [2-110]
	47.7	Shamawn Wright (UC Davis) vs FORT LEWIS (Sep 6, 2014) [3-143]
Longest kick return	100	Ellis Onic (Northern Colorado) vs SACRAMENTO STATE (Oct 11, 2014)
	94	Bo Bolen (Weber State) vs CAL POLY (Oct 11, 2014)
Kick return TDs	1	Shamawn Wright (UC Davis) vs FORT LEWIS (Sep 6, 2014)
	1	Isiah Hennie (Sacramento State) vs MENLO (Sep 20, 2014)
	1	Ellis Onic (Northern Colorado) vs SACRAMENTO STATE (Oct 11, 2014)
	1	Bo Bolen (Weber State) vs CAL POLY (Oct 11, 2014)
	1	Shaq Hill (Eastern Washington) at Portland State (Nov 21, 2014)
Combined PR/KR yards	244	Gunnar Brekke (Montana State) at Sacramento State (Oct 04, 2014) [0pr-244kr]
	228	Ellis Onic (Northern Colorado) vs SACRAMENTO STATE (Oct 11, 2014) [7pr-221k]
Interceptions	3	Matt Hermanson (Montana) vs MONTANA STATE (Nov 22, 2014)
	2	Courtney Hall (Northern Colorado) at UNLV (Sep 06, 2014)
	2	Victor Gamboa (Eastern Washington) at Southern Utah (Oct 11, 2014)
	2	Erik Collins (Idaho State) at Portland State (Nov 01, 2014)
	2	Taylor Risner (Northern Colorado) at Weber State (Nov 15, 2014)
	2	Mitch Beckstead (Idaho State) at Montana State (Nov 15, 2014)
	2	Zach Bruce (Eastern Washington) at Portland State (Nov 21, 2014)
	2	Todd Raynes (Eastern Washington) vs MONTANA (Dec 6, 2014)
	2	Mario Jenkins (Idaho State) vs SOUTHERN UTAH (Oct 18, 2014)
Interception return yds	92	Alex Tillman (North Dakota) vs STONY BROOK (Sep 20, 2014)
	91	Dominick Sierra (Northern Colorado) vs NORTHERN ARIZONA (Oct 04, 2014)
Interception return avg	31.5	Todd Raynes (Eastern Washington) vs MONTANA (Dec 6, 2014) [2-63]
	21.0	Taylor Risner (Northern Colorado) at Weber State (Nov 15, 2014) [2-42]
Longest interception rtn	92	Alex Tillman (North Dakota) vs STONY BROOK (Sep 20, 2014)
	91	Dominick Sierra (Northern Colorado) vs NORTHERN ARIZONA (Oct 04, 2014)
Interception return TDs	1	Miles Killebrew (Southern Utah) at Nevada (Aug 30, 2014)
	1	Darnell Sankey (Sacramento State) at Incarnate Word (Aug 30, 2014)
	1	P. Onwuasor (Portland State) at WSU (Sep 13, 2014)
	1	Alex Tillman (North Dakota) vs STONY BROOK (Sep 20, 2014)
	1	Khari Garcia (Montana State) vs NORTH DAKOTA (Sep 27, 2014)
	1	Kyle Griffin (Northern Colorado) vs NORTHERN ARIZONA (Oct 04, 2014)

**2014 Big Sky Conference
Individual Game Highs Through games of Jan 22, 2015**

	1	Dominick Sierra (Northern Colorado) vs NORTHERN ARIZONA (Oct 04, 2014)
	1	Josh Armstrong (Sacramento State) vs MONTANA STATE (Oct 04, 2014)
	1	Chris Brown (North Dakota) vs MONTANA (Oct 04, 2014)
	1	Deonte Flowers (Montana State) at UC Davis (Oct 11, 2014)
	1	Marcus Alford (Northern Arizona) at Portland State (Oct 18, 2014)
	1	Moe Roberts (Eastern Washington) vs NORTH DAKOTA (Nov 1, 2014)
	1	Tevin McDonald (Eastern Washington) at Portland State (Nov 21, 2014)
	1	Todd Raynes (Eastern Washington) vs MONTANA (Dec 6, 2014)
All-purpose yards	374	Shawn Johnson (Montana State) vs EASTERN WASHINGTON (Sep 20, 2014)
	308	Gunnar Brekke (Montana State) at Sacramento State (Oct 04, 2014)
Tackles	28.0	Chinedu Ahanonu (Southern Utah) at Nevada (Aug 30, 2014) [7-21]
	21.0	Darnell Sankey (Sacramento State) vs MONTANA STATE (Oct 04, 2014) [6-15]
Sacks	3.0	Zack Wagenmann (Montana) vs SOUTH DAKOTA (Sep 13, 2014) [2-2]
	3.0	Herbert Gamboa (Montana) at Eastern Washington (Nov 8, 2014) [3-0]
	3.0	Zack Wagenmann (Montana) at Eastern Washington (Dec 6, 2014) [3-0]
Tackles for loss	5.5	James Cowser (Southern Utah) vs SOUTH DAKOTA ST. (Sep 13, 2014) [5-1]
	4.5	Brian Labat (North Dakota) vs MONTANA (Oct 04, 2014) [4-1]

**2014 Big Sky Conference
Individual Stellar Games Through games of Jan 22, 2015**

200-Yard Rushing Performances

- 266 Daniel McSurdy (Idaho State) vs WEBER STATE (Nov 22, 2014)
- 253 Steven Long (Portland State) vs NORTHERN ARIZONA (Oct 18, 2014)
- 236 Xavier Finney (Idaho State) at Northern Colorado (Oct 25, 2014)
- 235 Jer Garman (North Dakota) vs NORTHERN ARIZONA (Nov 15, 2014)
- 230 Gabe Manzanares (UC Davis) at Cal Poly (Nov 15, 2014)
- 226 Chris Brown (Cal Poly) vs MONTANA (Oct 25, 2014)
- 223 Jordan Canada (Montana) at Southern Utah (Nov 15, 2014)
- 219 Quincy Forte (Eastern Washington) at Northern Arizona (Oct 25, 2014)

100-Yard Rushing Performances

- 266 Daniel McSurdy (Idaho State) vs WEBER STATE (Nov 22, 2014)
- 253 Steven Long (Portland State) vs NORTHERN ARIZONA (Oct 18, 2014)
- 236 Xavier Finney (Idaho State) at Northern Colorado (Oct 25, 2014)
- 235 Jer Garman (North Dakota) vs NORTHERN ARIZONA (Nov 15, 2014)
- 230 Gabe Manzanares (UC Davis) at Cal Poly (Nov 15, 2014)
- 226 Chris Brown (Cal Poly) vs MONTANA (Oct 25, 2014)
- 223 Jordan Canada (Montana) at Southern Utah (Nov 15, 2014)
- 219 Quincy Forte (Eastern Washington) at Northern Arizona (Oct 25, 2014)
- 195 Chris Brown (Cal Poly) at Idaho State (Nov 08, 2014)
- 190 Quincy Forte (Eastern Washington) at Montana State (Sep 20, 2014)
- 176 Dakota Prukop (Montana State) vs BLACK HILLS STATE (Sep 06, 2014)
- 165 Xavier Finney (Idaho State) vs SOUTHERN UTAH (Oct 18, 2014)
- 164 Jer Garman (North Dakota) at Northern Colorado (Nov 22, 2014)
- 161 Gabe Manzanares (UC Davis) vs SACRAMENTO STATE (Nov 22, 2014)
- 159 Chris Brown (Cal Poly) vs PORTLAND STATE (Sep 20, 2014)
- 158 Xavier Finney (Idaho State) vs CHADRON STATE (Sep 13, 2014)
- 156 Zach Smith (Weber State) vs CAL POLY (Oct 11, 2014)
- 153 Shawn Johnson (Montana State) vs WEBER STATE (Oct 18, 2014)
- 152 Quincy Forte (Eastern Washington) vs SAM HOUSTON STATE (Aug 23, 2014)
- 151 Shaq Richard (Portland State) vs WESTERN OREGON (Sep 06, 2014)
- 151 Jordan Canada (Montana) vs UC DAVIS (Oct 18, 2014)
- 151 Kori Garcia (Cal Poly) vs UC DAVIS (Nov 15, 2014)
- 149 Shawn Johnson (Montana State) vs EASTERN WASHINGTON (Sep 20, 2014)
- 148 Dakota Prukop (Montana State) at UC Davis (Oct 11, 2014)
- 147 Zach Smith (Weber State) at Stephen F. Austin (Sep 20, 2014)
- 146 Garrett Safron (Sacramento State) vs MONTANA STATE (Oct 04, 2014)
- 144 Jakori Ford (Idaho State) vs SIMON FRASER (Oct 11, 2014)
- 143 Gabe Manzanares (UC Davis) vs MONTANA STATE (Oct 11, 2014)
- 143 Bo Bolen (Weber State) vs NORTHERN COLORADO (Nov 15, 2014)
- 141 Kori Garcia (Cal Poly) at Sacramento State (Oct 18, 2014)
- 140 Dakota Prukop (Montana State) at Sacramento State (Oct 04, 2014)
- 137 Jer Garman (North Dakota) vs WEBER STATE (Nov 08, 2014)
- 137 Bo Bolen (Weber State) at Idaho State (Nov 22, 2014)
- 136 Marquice Paige (Northern Arizona) vs NEW MEXICO HIGHLANDS (Sep 13, 2014)
- 135 Xavier Finney (Idaho State) vs SACRAMENTO STATE (Sep 27, 2014)
- 135 Dakota Prukop (Montana State) vs PORTLAND STATE (Nov 08, 2014)
- 134 Mario Brown (Eastern Washington) at Southern Utah (Oct 11, 2014)
- 133 Xavier Finney (Idaho State) at UTAH (8/28/2014)
- 133 Brandon Howe (Cal Poly) vs SOUTHERN UTAH (Oct 4, 2014)

**2014 Big Sky Conference
Individual Stellar Games Through games of Jan 22, 2015**

133 Jalen Moore (Eastern Washington) at Southern Utah (Oct 11, 2014)
132 Casey Jahn (Northern Arizona) at Northern Colorado (Oct 04, 2014)
132 Jabari Wilson (Eastern Washington) at Portland State (Nov 21, 2014)
130 Jordan Robinson (Sacramento State) vs WEBER STATE (Sep 13, 2014)
129 Dakota Prukop (Montana State) at Cal Poly (Nov 01, 2014)
128 Zach Smith (Weber State) at Arizona State (Aug 28, 2014)
128 Quincy Forte (Eastern Washington) vs MONTANA (Dec 6, 2014)
127 Travon Van (Montana) vs NORTHERN COLORADO (Sep 27, 2014)
127 Xavier Finney (Idaho State) at Montana State (Nov 15, 2014)
126 Zach Smith (Weber State) at Southern Utah (Sep 27, 2014)
126 Mario Brown (Eastern Washington) vs IDAHO STATE (Oct 4, 2014)
125 Xavier Finney (Idaho State) vs CAL POLY (Nov 08, 2014)
124 Kori Garcia (Cal Poly) vs MONTANA STATE (Nov 01, 2014)
123 Corbin Jountti (Northern Arizona) vs NEW MEXICO HIGHLANDS (Sep 13, 2014)
122 J. Jefferson (UC Davis) vs FORT LEWIS (Sep 6, 2014)
122 Robert Holland (Northern Colorado) vs SACRAMENTO STATE (Oct 11, 2014)
122 Jadrian Clark (Weber State) vs NORTHERN ARIZONA (Nov 01, 2014)
119 Jordan Canada (Montana) vs MONTANA STATE (Nov 22, 2014)
118 Xavier Finney (Idaho State) at Eastern Washington (Oct 4, 2014)
118 Steven Long (Portland State) at Weber State (Oct 25, 2014)
115 Garrett Safron (Sacramento State) vs WEBER STATE (Sep 13, 2014)
114 Jordan Canada (Montana) vs SOUTH DAKOTA (Sep 13, 2014)
114 Jordan Robinson (Sacramento State) vs MENLO (Sep 20, 2014)
114 Xavier Finney (Idaho State) vs SIMON FRASER (Oct 11, 2014)
112 Paris Penn (Portland State) at Oregon State (Aug 30, 2014)
111 Chad Newell (Montana State) vs SOUTH DAKOTA STATE (Nov 29, 2014)
110 Chris Brown (Cal Poly) vs SOUTHERN UTAH (Oct 4, 2014)
110 Gabe Manzanares (UC Davis) at Montana (Oct 18, 2014)
110 Chad Newell (Montana State) vs IDAHO STATE (Nov 15, 2014)
109 Jordan Canada (Montana) vs SACRAMENTO STATE (Nov 01, 2014)
106 Nate Tago (Portland State) vs UC DAVIS (Oct 04, 2014)
105 Kori Garcia (Cal Poly) at Idaho State (Nov 08, 2014)
105 Jordan Canada (Montana) vs SAN DIEGO (Nov 29, 2014)
103 Kori Garcia (Cal Poly) vs PORTLAND STATE (Sep 20, 2014)
103 Casey Jahn (Northern Arizona) vs CAL POLY (Sep 27, 2014)
103 Marquice Paige (Northern Arizona) at North Dakota (Nov 15, 2014)
101 Jer Garman (North Dakota) at Southern Utah (Oct 25, 2014)

Number of 100-Yard Rushing Performances

Xavier Finney, Idaho State - 9
Jordan Canada, Montana - 6
Kori Garcia, Cal Poly - 5
Dakota Prukop, Montana State - 5
Chris Brown, Cal Poly - 4
Quincy Forte, Eastern Washington - 4
Jer Garman, North Dakota - 4
Gabe Manzanares, UC Davis - 4
Zach Smith, Weber State - 4
Bo Bolen, Weber State - 2
Mario Brown, Eastern Washington - 2
Casey Jahn, Northern Arizona - 2

**2014 Big Sky Conference
Individual Stellar Games Through games of Jan 22, 2015**

Shawn Johnson, Montana State - 2
Steven Long, Portland State - 2
Chad Newell, Montana State - 2
Marquice Paige, Northern Arizona - 2
Jordan Robinson, Sacramento State - 2
Garrett Safron, Sacramento State - 2
Jadrian Clark, Weber State - 1
Jakori Ford, Idaho State - 1
Robert Holland, Northern Colorado - 1
Brandon Howe, Cal Poly - 1
J. Jefferson, UC Davis - 1
Corbin Jountti, Northern Arizona - 1
Daniel McSurdy, Idaho State - 1
Jalen Moore, Eastern Washington - 1
Paris Penn, Portland State - 1
Shaq Richard, Portland State - 1
Nate Tago, Portland State - 1
Travon Van, Montana - 1
Jabari Wilson, Eastern Washington - 1

500-Yard Passing Performances

528 Ammon Olsen (Southern Utah) at Idaho State (Oct 18, 2014)

400-Yard Passing Performances

528 Ammon Olsen (Southern Utah) at Idaho State (Oct 18, 2014)
475 Vernon Adams Jr (Eastern Washington) at Washington (Sep 06, 2014)
465 Justin Arias (Idaho State) vs SOUTHERN UTAH (Oct 18, 2014)
463 Garrett Safron (Sacramento State) vs MONTANA STATE (Oct 04, 2014)
447 Jordan Johnson (Montana) at Eastern Washington (Nov 8, 2014)
425 Garrett Safron (Sacramento State) vs SOUTHERN UTAH (Nov 08, 2014)
425 Vernon Adams Jr (Eastern Washington) vs ILLINOIS STATE (Dec 13, 2014)
421 Justin Arias (Idaho State) at Eastern Washington (Oct 4, 2014)
413 Justin Arias (Idaho State) vs SACRAMENTO STATE (Sep 27, 2014)
410 Vernon Adams Jr (Eastern Washington) vs MONTANA (Nov 8, 2014)
404 Justin Arias (Idaho State) vs SIMON FRASER (Oct 11, 2014)
402 Ammon Olsen (Southern Utah) at Cal Poly (Oct 4, 2014)

300-Yard Passing Performances

528 Ammon Olsen (Southern Utah) at Idaho State (Oct 18, 2014)
475 Vernon Adams Jr (Eastern Washington) at Washington (Sep 06, 2014)
465 Justin Arias (Idaho State) vs SOUTHERN UTAH (Oct 18, 2014)
463 Garrett Safron (Sacramento State) vs MONTANA STATE (Oct 04, 2014)
447 Jordan Johnson (Montana) at Eastern Washington (Nov 8, 2014)
425 Garrett Safron (Sacramento State) vs SOUTHERN UTAH (Nov 08, 2014)
425 Vernon Adams Jr (Eastern Washington) vs ILLINOIS STATE (Dec 13, 2014)
421 Justin Arias (Idaho State) at Eastern Washington (Oct 4, 2014)
413 Justin Arias (Idaho State) vs SACRAMENTO STATE (Sep 27, 2014)
410 Vernon Adams Jr (Eastern Washington) vs MONTANA (Nov 8, 2014)
404 Justin Arias (Idaho State) vs SIMON FRASER (Oct 11, 2014)

**2014 Big Sky Conference
Individual Stellar Games Through games of Jan 22, 2015**

402 Ammon Olsen (Southern Utah) at Cal Poly (Oct 4, 2014)
382 Garrett Safron (Sacramento State) at Idaho State (Sep 27, 2014)
379 Ben Scott (UC Davis) vs MONTANA STATE (Oct 11, 2014)
377 Billy Green (Weber State) at Sacramento State (Sep 13, 2014)
370 Vernon Adams Jr (Eastern Washington) vs MONTANA WESTERN (Aug 30, 2014)
370 Justin Arias (Idaho State) at Montana State (Nov 15, 2014)
365 Ammon Olsen (Southern Utah) vs MONTANA (Nov 15, 2014)
361 Dakota Prukop (Montana State) at UC Davis (Oct 11, 2014)
358 Vernon Adams Jr (Eastern Washington) at Montana State (Sep 20, 2014)
354 Vernon Adams Jr (Eastern Washington) vs IDAHO STATE (Oct 4, 2014)
348 Dakota Prukop (Montana State) at Sacramento State (Oct 04, 2014)
341 Billy Green (Weber State) at Southern Utah (Sep 27, 2014)
322 Justin Arias (Idaho State) vs WEBER STATE (Nov 22, 2014)
320 Ammon Olsen (Southern Utah) vs NORTH DAKOTA (Oct 25, 2014)
319 Justin Arias (Idaho State) at Portland State (Nov 01, 2014)
318 Justin Arias (Idaho State) vs CHADRON STATE (Sep 13, 2014)
316 C. Cartwright (Northern Arizona) at North Dakota (Nov 15, 2014)
314 Ammon Olsen (Southern Utah) at Fresno State (Sep 20, 2014)
314 Jordan West (Eastern Washington) vs NORTH DAKOTA (Nov 1, 2014)
313 Jordan Johnson (Montana) vs MONTANA STATE (Nov 22, 2014)
309 Vernon Adams Jr (Eastern Washington) at Portland State (Nov 21, 2014)
306 Justin Arias (Idaho State) at Utah State (Sep 06, 2014)
306 Garrett Safron (Sacramento State) vs CAL POLY (Oct 18, 2014)
305 Sean Rubalcaba (Northern Colorado) at Weber State (Nov 15, 2014)
303 Vernon Adams Jr (Eastern Washington) at UC Davis (Sep 27, 2014)
302 Vernon Adams Jr (Eastern Washington) vs SAM HOUSTON STATE (Aug 23, 2014)
301 Sean Rubalcaba (Northern Colorado) vs SACRAMENTO STATE (Oct 11, 2014)
301 Ben Scott (UC Davis) vs NORTHERN COLORADO (Nov 1, 2014)
301 Jake Bleskin (Montana State) vs IDAHO STATE (Nov 15, 2014)

Number of 300-Yard Passing Performances

Justin Arias, Idaho State - 9
Vernon Adams Jr, Eastern Washington - 9
Ammon Olsen, Southern Utah - 5
Garrett Safron, Sacramento State - 4
Billy Green, Weber State - 2
Jordan Johnson, Montana - 2
Dakota Prukop, Montana State - 2
Sean Rubalcaba, Northern Colorado - 2
Ben Scott, UC Davis - 2
Jake Bleskin, Montana State - 1
C. Cartwright, Northern Arizona - 1
Jordan West, Eastern Washington - 1

200-Yard Receiving Performances

273 DeAndre Carter (Sacramento State) vs SOUTHERN UTAH (Nov 08, 2014)

**2014 Big Sky Conference
Individual Stellar Games Through games of Jan 22, 2015**

100-Yard Receiving Performances

273 DeAndre Carter (Sacramento State) vs SOUTHERN UTAH (Nov 08, 2014)
197 Nnamdi Agude (Sacramento State) vs MONTANA STATE (Oct 04, 2014)
191 Chris Robinson (Southern Utah) at Idaho State (Oct 18, 2014)
185 Cooper Kupp (Eastern Washington) vs ILLINOIS STATE (Dec 13, 2014)
184 DeAndre Carter (Sacramento State) vs MONTANA STATE (Oct 04, 2014)
175 Cam Livingston (Weber State) at Sacramento State (Sep 13, 2014)
174 Madison Mangum (Idaho State) vs SACRAMENTO STATE (Sep 27, 2014)
161 Travon Van (Montana) at Eastern Washington (Dec 6, 2014)
159 Justin Brown (Southern Utah) at Cal Poly (Oct 4, 2014)
159 Madison Mangum (Idaho State) vs CAL POLY (Nov 08, 2014)
158 DeAndre Carter (Sacramento State) at Idaho State (Sep 27, 2014)
157 D. Stimpfil (Northern Colorado) vs NORTH DAKOTA (Nov 22, 2014)
153 Nnamdi Agude (Sacramento State) at Idaho State (Sep 27, 2014)
152 Cooper Kupp (Eastern Washington) at Montana State (Sep 20, 2014)
152 Ify Umodu (Northern Arizona) at South Dakota (Sep 20, 2014)
152 Nnamdi Agude (Sacramento State) vs CAL POLY (Oct 18, 2014)
147 Madison Mangum (Idaho State) at Montana State (Nov 15, 2014)
147 Cooper Kupp (Eastern Washington) at Portland State (Nov 21, 2014)
146 Jamaal Jones (Montana) vs UC DAVIS (Oct 18, 2014)
145 Cooper Kupp (Eastern Washington) at Washington (Sep 06, 2014)
142 Stephen Miller (Northern Colorado) vs SACRAMENTO STATE (Oct 11, 2014)
141 Ramon Vargas (UC Davis) vs MONTANA STATE (Oct 11, 2014)
139 Kasey Closs (Portland State) vs IDAHO STATE (Nov 01, 2014)
139 Jamaal Jones (Montana) at Eastern Washington (Nov 8, 2014)
137 Alex Toureen (Portland State) at Sacramento State (Nov 15, 2014)
135 KW Williams (Idaho State) at Montana State (Nov 15, 2014)
134 Corey Galindo (UC Davis) vs FORT LEWIS (Sep 6, 2014)
134 Jamaal Jones (Montana) at Cal Poly (Oct 25, 2014)
134 Cooper Kupp (Eastern Washington) vs MONTANA (Nov 8, 2014)
134 DeAndre Carter (Sacramento State) vs PORTLAND STATE (Nov 15, 2014)
133 DeAndre Carter (Sacramento State) at Northern Colorado (Oct 11, 2014)
132 B. Flotkoetter (Montana State) vs CENTRAL ARKANSAS (Sep 13, 2014)
132 Madison Mangum (Idaho State) at Eastern Washington (Oct 4, 2014)
132 Cooper Kupp (Eastern Washington) vs IDAHO STATE (Oct 4, 2014)
132 Ify Umodu (Northern Arizona) vs EASTERN WASHINGTON (Oct 25, 2014)
130 Madison Mangum (Idaho State) at Portland State (Nov 01, 2014)
129 KW Williams (Idaho State) vs SIMON FRASER (Oct 11, 2014)
129 Ramon Vargas (UC Davis) at Montana (Oct 18, 2014)
126 Broc Malcom (Idaho State) vs CHADRON STATE (Sep 13, 2014)
124 Nnamdi Agude (Sacramento State) vs WEBER STATE (Sep 13, 2014)
123 Cory Mitchell (Eastern Washington) vs MONTANA WESTERN (Aug 30, 2014)
123 Madison Mangum (Idaho State) vs CHADRON STATE (Sep 13, 2014)
122 Shaydon Kehano (Weber State) at Stephen F. Austin (Sep 20, 2014)
122 Tanner Roderick (Montana State) vs EASTERN WASHINGTON (Sep 20, 2014)
122 Ramon Vargas (UC Davis) vs NORTHERN COLORADO (Nov 1, 2014)
121 DeAndre Carter (Sacramento State) at UC Davis (Nov 22, 2014)
120 Shaydon Kehano (Weber State) at Montana State (Oct 18, 2014)
119 Alex Holmes (Northern Arizona) at Abilene Christian (Sep 06, 2014)
118 Shaydon Kehano (Weber State) at Southern Utah (Sep 27, 2014)
117 D. Stimpfil (Northern Colorado) at UNLV (Sep 06, 2014)

**2014 Big Sky Conference
Individual Stellar Games Through games of Jan 22, 2015**

117 Jordan Hines (Cal Poly) at Northern Arizona (Sep 27, 2014)
116 Shaq Hill (Eastern Washington) vs MONTANA WESTERN (Aug 30, 2014)
116 Cam Livingston (Weber State) at North Dakota (Nov 08, 2014)
114 Kendrick Bourne (Eastern Washington) at Washington (Sep 06, 2014)
114 Kendrick Bourne (Eastern Washington) vs IDAHO STATE (Oct 4, 2014)
114 Jamaal Jones (Montana) at North Dakota (Oct 04, 2014)
114 Shaq Hill (Eastern Washington) vs MONTANA (Nov 8, 2014)
111 Nnamdi Agude (Sacramento State) at Incarnate Word (Aug 30, 2014)
111 Cooper Kupp (Eastern Washington) vs NORTH DAKOTA (Nov 1, 2014)
110 Beau Gardner (Northern Arizona) at North Dakota (Nov 15, 2014)
109 Kasey Closs (Portland State) vs WESTERN OREGON (Sep 06, 2014)
109 Travon Van (Montana) vs MONTANA STATE (Nov 22, 2014)
108 KW Williams (Idaho State) at Utah State (Sep 06, 2014)
108 Shawn Johnson (Montana State) at UC Davis (Oct 11, 2014)
108 Mike Sharp (Southern Utah) vs MONTANA (Nov 15, 2014)
106 Alex Holmes (Northern Arizona) at San Diego State (Aug 30, 2014)
106 Roland Jackson (Cal Poly) at South Dakota State (Sep 06, 2014)
106 Mitch Jessop (Southern Utah) at Idaho State (Oct 18, 2014)
105 Darnell Adams (Portland State) at Montana State (Nov 08, 2014)
104 Madison Mangum (Idaho State) at Northern Colorado (Oct 25, 2014)
103 Chris Robinson (Southern Utah) vs EASTERN WASHINGTON (Oct 11, 2014)
103 Ify Umodu (Northern Arizona) at North Dakota (Nov 15, 2014)
103 Mitch Saylor (Montana) vs MONTANA STATE (Nov 22, 2014)
102 Cam Livingston (Weber State) vs NORTHERN COLORADO (Nov 15, 2014)
100 Alex Toureen (Portland State) at WSU (Sep 13, 2014)
100 Roland Jackson (Cal Poly) at Weber State (Oct 11, 2014)
100 Darryl Denby (Weber State) vs PORTLAND STATE (Oct 25, 2014)

Number of 100-Yard Receiving Performances

Cooper Kupp, Eastern Washington - 7
Madison Mangum, Idaho State - 7
DeAndre Carter, Sacramento State - 6
Nnamdi Agude, Sacramento State - 5
Jamaal Jones, Montana - 4
Shaydon Kehano, Weber State - 3
Cam Livingston, Weber State - 3
Ify Umodu, Northern Arizona - 3
Ramon Vargas, UC Davis - 3
KW Williams, Idaho State - 3
Kendrick Bourne, Eastern Washington - 2
Kasey Closs, Portland State - 2
Shaq Hill, Eastern Washington - 2
Alex Holmes, Northern Arizona - 2
Roland Jackson, Cal Poly - 2
Chris Robinson, Southern Utah - 2
D. Stimpfil, Northern Colorado - 2
Alex Toureen, Portland State - 2
Travon Van, Montana - 2
Darnell Adams, Portland State - 1
Justin Brown, Southern Utah - 1
Darryl Denby, Weber State - 1

**2014 Big Sky Conference
Individual Stellar Games Through games of Jan 22, 2015**

B. Flotkoetter, Montana State - 1
Corey Galindo, UC Davis - 1
Beau Gardner, Northern Arizona - 1
Jordan Hines, Cal Poly - 1
Mitch Jessop, Southern Utah - 1
Shawn Johnson, Montana State - 1
Broc Malcom, Idaho State - 1
Stephen Miller, Northern Colorado - 1
Cory Mitchell, Eastern Washington - 1
Tanner Roderick, Montana State - 1
Mitch Saylor, Montana - 1
Mike Sharp, Southern Utah - 1

**2014 Big Sky Conference
Conference Team Game Highs Through games of Jan 22, 2015**

TEAM HIGHS (highest totals made by)

Points	77	Montana State at UC Davis (Oct 11, 2014)
	66	Idaho State vs SIMON FRASER (Oct 11, 2014)
Points scored kicking	18	Sacramento State vs WEBER STATE (Sep 13, 2014) [5fg,3pat]
	15	North Dakota at Northern Colorado (Nov 22, 2014) [4fg,3pat]
Touchdowns	11	Montana State at UC Davis (Oct 11, 2014)
	9	Idaho State vs SIMON FRASER (Oct 11, 2014)
Total offense yards	770	Idaho State vs SIMON FRASER (Oct 11, 2014) [315r,455p]
	737	Montana State at UC Davis (Oct 11, 2014) [331r,406p]
Total offense plays	100	Eastern Washington vs SAM HOUSTON STATE (Aug 23, 2014) [51r,49p]
	99	Cal Poly at Idaho State (Nov 08, 2014) [77r,22p]
Total offense yards/play	10.5	Montana State at UC Davis (Oct 11, 2014) [70-737]
	10.1	Sacramento State vs MONTANA STATE (Oct 04, 2014) [69-694]
Rushing yards	470	Cal Poly vs PORTLAND STATE (Sep 20, 2014)
	452	Cal Poly vs SOUTHERN UTAH (Oct 4, 2014)
Rushing attempts	80	Cal Poly vs SOUTHERN UTAH (Oct 4, 2014)
	77	Cal Poly at Idaho State (Nov 08, 2014)
Yards per rush	9.3	Idaho State vs SIMON FRASER (Oct 11, 2014) [34-315]
	8.8	Idaho State vs WEBER STATE (Nov 22, 2014) [38-333]
Rushing TDs	6	Cal Poly at Sacramento State (Oct 18, 2014)
	5	Montana State vs BLACK HILLS STATE (Sep 06, 2014)
	5	Montana State vs CENTRAL ARKANSAS (Sep 13, 2014)
	5	Sacramento State vs MENLO (Sep 20, 2014)
	5	Cal Poly vs PORTLAND STATE (Sep 20, 2014)
	5	Eastern Washington at Montana State (Sep 20, 2014)
	5	Montana State at UC Davis (Oct 11, 2014)
	5	Cal Poly vs MONTANA (Oct 25, 2014)
	5	Montana State vs SOUTH DAKOTA STATE (Nov 29, 2014)
Longest rush	78	North Dakota vs NORTHERN ARIZONA (Nov 15, 2014)
	76	Eastern Washington at Montana State (Sep 20, 2014)
Passing yards	528	Southern Utah at Idaho State (Oct 18, 2014)
	475	Eastern Washington at Washington (Sep 06, 2014)
Passing attempts	65	Southern Utah at Idaho State (Oct 18, 2014)
	60	Weber State at Sacramento State (Sep 13, 2014)
Passing TDs	7	Eastern Washington at Washington (Sep 06, 2014)
	6	Idaho State at Eastern Washington (Oct 4, 2014)
Longest pass	89	Cal Poly at South Dakota State (Sep 06, 2014)
	87	Southern Utah vs NORTH DAKOTA (Oct 25, 2014)
Passes completed	38	Southern Utah vs EASTERN WASHINGTON (Oct 11, 2014)
	38	Southern Utah at Idaho State (Oct 18, 2014)
Had intercepted	5	Portland State vs IDAHO STATE (Nov 01, 2014)
	5	Montana State at Montana (Nov 22, 2014)
Pass completion pct	92.0	Southern Utah vs NORTH DAKOTA (Oct 25, 2014) [23-25]
	88.0	Montana State vs BLACK HILLS STATE (Sep 06, 2014) [22-25]
Passing yards/attempt	16.9	Montana State at UC Davis (Oct 11, 2014) [24-406]
	13.8	Cal Poly at Weber State (Oct 11, 2014) [16-221]
Yards per catch	39.5	North Dakota vs STONY BROOK (Sep 20, 2014) [2-79]
	24.6	Cal Poly at Weber State (Oct 11, 2014) [9-221]
Field goal attempts	5	Sacramento State vs WEBER STATE (Sep 13, 2014)
	5	North Dakota at Northern Colorado (Nov 22, 2014)
Field goals made	5	Sacramento State vs WEBER STATE (Sep 13, 2014)
	4	North Dakota at Northern Colorado (Nov 22, 2014)
Longest field goal	53	Portland State vs UC DAVIS (Oct 04, 2014)
	49	Idaho State at Utah State (Sep 06, 2014)
Field goal pct	100.0	Sacramento State vs WEBER STATE (Sep 13, 2014) [5-5]
	100.0	Montana State vs NORTH DAKOTA (Sep 27, 2014) [3-3]

**2014 Big Sky Conference
Team Game Highs Through games of Jan 22, 2015**

	100.0	Portland State at North Dakota (Oct 11, 2014) [3-3]
	100.0	Portland State at Weber State (Oct 25, 2014) [3-3]
	100.0	Northern Arizona vs UC DAVIS (Nov 08, 2014) [3-3]
	100.0	Idaho State vs CAL POLY (Nov 08, 2014) [3-3]
	100.0	North Dakota vs NORTHERN ARIZONA (Nov 15, 2014) [3-3]
	100.0	Montana vs CENTRAL WASHINGTON (Sep 06, 2014) [2-2]
	100.0	Northern Arizona vs NEW MEXICO HIGHLANDS (Sep 13, 2014) [2-2]
	100.0	Weber State at Southern Utah (Sep 27, 2014) [2-2]
	100.0	Northern Colorado at Montana (Sep 27, 2014) [2-2]
	100.0	Eastern Washington vs NORTHERN COLORADO (Oct 18, 2014) [2-2]
	100.0	Sacramento State vs CAL POLY (Oct 18, 2014) [2-2]
	100.0	Eastern Washington at Northern Arizona (Oct 25, 2014) [2-2]
	100.0	Eastern Washington vs NORTH DAKOTA (Nov 1, 2014) [2-2]
	100.0	Montana State at Cal Poly (Nov 01, 2014) [2-2]
	100.0	Portland State vs IDAHO STATE (Nov 01, 2014) [2-2]
	100.0	Northern Colorado at UC Davis (Nov 1, 2014) [2-2]
	100.0	Sacramento State at Montana (Nov 01, 2014) [2-2]
	100.0	Montana at Eastern Washington (Nov 8, 2014) [2-2]
	100.0	Portland State at Sacramento State (Nov 15, 2014) [2-2]
	100.0	Sacramento State vs PORTLAND STATE (Nov 15, 2014) [2-2]
	100.0	Idaho State at Montana State (Nov 15, 2014) [2-2]
	100.0	Montana vs MONTANA STATE (Nov 22, 2014) [2-2]
	100.0	Weber State at Idaho State (Nov 22, 2014) [2-2]
	100.0	Idaho State vs WEBER STATE (Nov 22, 2014) [2-2]
	100.0	Montana at Eastern Washington (Dec 6, 2014) [2-2]
	100.0	Eastern Washington vs ILLINOIS STATE (Dec 13, 2014) [2-2]
PAT kicks attempted	11	Montana State at UC Davis (Oct 11, 2014)
	9	Idaho State vs SIMON FRASER (Oct 11, 2014)
PAT kicks made	11	Montana State at UC Davis (Oct 11, 2014)
	9	Idaho State vs SIMON FRASER (Oct 11, 2014)
PAT kicks pct	100.0	Montana State at UC Davis (Oct 11, 2014) [11-11]
	100.0	Idaho State vs SIMON FRASER (Oct 11, 2014) [9-9]
	100.0	Eastern Washington vs SAM HOUSTON STATE (Aug 23, 2014) [8-8]
	100.0	Northern Arizona vs NEW MEXICO HIGHLANDS (Sep 13, 2014) [8-8]
	100.0	Sacramento State vs MENLO (Sep 20, 2014) [8-8]
	100.0	Eastern Washington vs IDAHO STATE (Oct 4, 2014) [8-8]
	100.0	Sacramento State vs MONTANA STATE (Oct 04, 2014) [8-8]
	100.0	Montana State at Sacramento State (Oct 04, 2014) [8-8]
	100.0	Idaho State vs SOUTHERN UTAH (Oct 18, 2014) [8-8]
	100.0	Cal Poly at Sacramento State (Oct 18, 2014) [8-8]
	100.0	Eastern Washington at Portland State (Nov 21, 2014) [8-8]
	100.0	Sacramento State at Incarnate Word (Aug 30, 2014) [7-7]
	100.0	UC Davis vs FORT LEWIS (Sep 6, 2014) [7-7]
	100.0	Eastern Washington at Washington (Sep 06, 2014) [7-7]
	100.0	Montana vs SAN DIEGO (Nov 29, 2014) [7-7]
	100.0	Montana vs CENTRAL WASHINGTON (Sep 06, 2014) [6-6]
	100.0	Portland State vs WESTERN OREGON (Sep 06, 2014) [6-6]
	100.0	Cal Poly vs PORTLAND STATE (Sep 20, 2014) [6-6]
	100.0	Montana State vs EASTERN WASHINGTON (Sep 20, 2014) [6-6]
	100.0	Idaho State at Eastern Washington (Oct 4, 2014) [6-6]
	100.0	Cal Poly vs SOUTHERN UTAH (Oct 4, 2014) [6-6]
	100.0	Eastern Washington at Southern Utah (Oct 11, 2014) [6-6]
	100.0	Montana vs UC DAVIS (Oct 18, 2014) [6-6]
	100.0	Sacramento State vs SOUTHERN UTAH (Nov 08, 2014) [6-6]
	100.0	Sacramento State vs PORTLAND STATE (Nov 15, 2014) [6-6]
	100.0	UC Davis at Cal Poly (Nov 15, 2014) [6-6]

**2014 Big Sky Conference
Team Game Highs Through games of Jan 22, 2015**

100.0	Northern Arizona vs CAL POLY (Sep 27, 2014) [5-5]
100.0	Cal Poly at Northern Arizona (Sep 27, 2014) [5-5]
100.0	Montana vs NORTHERN COLORADO (Sep 27, 2014) [5-5]
100.0	Idaho State at Northern Colorado (Oct 25, 2014) [5-5]
100.0	Southern Utah vs NORTH DAKOTA (Oct 25, 2014) [5-5]
100.0	Cal Poly vs MONTANA STATE (Nov 01, 2014) [5-5]
100.0	Portland State at Sacramento State (Nov 15, 2014) [5-5]
100.0	Montana at Southern Utah (Nov 15, 2014) [5-5]
100.0	Cal Poly vs UC DAVIS (Nov 15, 2014) [5-5]
100.0	Montana State vs IDAHO STATE (Nov 15, 2014) [5-5]
100.0	Weber State at Sacramento State (Sep 13, 2014) [4-4]
100.0	Montana vs SOUTH DAKOTA (Sep 13, 2014) [4-4]
100.0	Southern Utah vs WEBER STATE (Sep 27, 2014) [4-4]
100.0	Southern Utah at Cal Poly (Oct 4, 2014) [4-4]
100.0	UC Davis at Montana (Oct 18, 2014) [4-4]
100.0	Southern Utah at Idaho State (Oct 18, 2014) [4-4]
100.0	Idaho State at Portland State (Nov 01, 2014) [4-4]
100.0	Montana vs SACRAMENTO STATE (Nov 01, 2014) [4-4]
100.0	Cal Poly at Idaho State (Nov 08, 2014) [4-4]
100.0	Weber State vs NORTHERN COLORADO (Nov 15, 2014) [4-4]
100.0	Northern Arizona at North Dakota (Nov 15, 2014) [4-4]
100.0	Portland State vs EASTERN WASHINGTON (Nov 21, 2014) [4-4]
100.0	Montana vs MONTANA STATE (Nov 22, 2014) [4-4]
100.0	Northern Arizona at Abilene Christian (Sep 06, 2014) [3-3]
100.0	Portland State at WSU (Sep 13, 2014) [3-3]
100.0	UC Davis at Colorado State (Sep 13, 2014) [3-3]
100.0	Northern Arizona at South Dakota (Sep 20, 2014) [3-3]
100.0	Sacramento State at Idaho State (Sep 27, 2014) [3-3]
100.0	Northern Colorado vs NORTHERN ARIZONA (Oct 04, 2014) [3-3]
100.0	Northern Colorado vs SACRAMENTO STATE (Oct 11, 2014) [3-3]
100.0	Southern Utah vs EASTERN WASHINGTON (Oct 11, 2014) [3-3]
100.0	North Dakota vs PORTLAND STATE (Oct 11, 2014) [3-3]
100.0	Weber State vs CAL POLY (Oct 11, 2014) [3-3]
100.0	Northern Arizona at Portland State (Oct 18, 2014) [3-3]
100.0	Sacramento State vs CAL POLY (Oct 18, 2014) [3-3]
100.0	Portland State at Weber State (Oct 25, 2014) [3-3]
100.0	Montana at Cal Poly (Oct 25, 2014) [3-3]
100.0	Eastern Washington at Northern Arizona (Oct 25, 2014) [3-3]
100.0	Montana State at Cal Poly (Nov 01, 2014) [3-3]
100.0	Northern Arizona at Weber State (Nov 01, 2014) [3-3]
100.0	UC Davis vs NORTHERN COLORADO (Nov 1, 2014) [3-3]
100.0	Northern Colorado at UC Davis (Nov 1, 2014) [3-3]
100.0	Montana State vs PORTLAND STATE (Nov 08, 2014) [3-3]
100.0	Southern Utah at Sacramento State (Nov 08, 2014) [3-3]
100.0	Weber State at North Dakota (Nov 08, 2014) [3-3]
100.0	UC Davis at Northern Arizona (Nov 08, 2014) [3-3]
100.0	Idaho State vs CAL POLY (Nov 08, 2014) [3-3]
100.0	Northern Colorado at Weber State (Nov 15, 2014) [3-3]
100.0	North Dakota vs NORTHERN ARIZONA (Nov 15, 2014) [3-3]
100.0	Idaho State at Montana State (Nov 15, 2014) [3-3]
100.0	North Dakota at Northern Colorado (Nov 22, 2014) [3-3]
100.0	Idaho State at UTAH (8/28/2014) [2-2]
100.0	Weber State at Arizona State (Aug 28, 2014) [2-2]
100.0	Portland State at Oregon State (Aug 30, 2014) [2-2]
100.0	Sacramento State at California (Sep 06, 2014) [2-2]
100.0	Southern Utah at Southeastern La. (Sep 06, 2014) [2-2]

**2014 Big Sky Conference
Team Game Highs Through games of Jan 22, 2015**

	100.0	Idaho State at Utah State (Sep 06, 2014) [2-2]
	100.0	Northern Colorado vs HOUSTON BAPTIST (Sep 13, 2014) [2-2]
	100.0	Portland State at Cal Poly (Sep 20, 2014) [2-2]
	100.0	Weber State at Southern Utah (Sep 27, 2014) [2-2]
	100.0	UC Davis vs EASTERN WASHINGTON (Sep 27, 2014) [2-2]
	100.0	Montana State vs NORTH DAKOTA (Sep 27, 2014) [2-2]
	100.0	Northern Arizona at Northern Colorado (Oct 04, 2014) [2-2]
	100.0	Portland State vs UC DAVIS (Oct 04, 2014) [2-2]
	100.0	UC Davis at Portland State (Oct 04, 2014) [2-2]
	100.0	Portland State vs NORTHERN ARIZONA (Oct 18, 2014) [2-2]
	100.0	Weber State vs PORTLAND STATE (Oct 25, 2014) [2-2]
	100.0	North Dakota at Southern Utah (Oct 25, 2014) [2-2]
	100.0	Weber State vs NORTHERN ARIZONA (Nov 01, 2014) [2-2]
	100.0	Portland State at Montana State (Nov 08, 2014) [2-2]
	100.0	Montana at Eastern Washington (Nov 8, 2014) [2-2]
	100.0	Northern Arizona vs UC DAVIS (Nov 08, 2014) [2-2]
	100.0	Southern Utah vs MONTANA (Nov 15, 2014) [2-2]
	100.0	Northern Colorado vs NORTH DAKOTA (Nov 22, 2014) [2-2]
	100.0	Southern Utah at Northern Arizona (Nov 22, 2014) [2-2]
	100.0	Northern Arizona vs SOUTHERN UTAH (Nov 22, 2014) [2-2]
	100.0	Weber State at Idaho State (Nov 22, 2014) [2-2]
	100.0	Montana at Eastern Washington (Dec 6, 2014) [2-2]
2-point PAT attempts	5	Montana State vs SOUTH DAKOTA STATE (Nov 29, 2014)
	2	Cal Poly at South Dakota State (Sep 06, 2014)
	2	Idaho State vs CHADRON STATE (Sep 13, 2014)
	2	Northern Colorado vs HOUSTON BAPTIST (Sep 13, 2014)
	2	Idaho State vs SACRAMENTO STATE (Sep 27, 2014)
	2	Northern Colorado vs SACRAMENTO STATE (Oct 11, 2014)
	2	Idaho State at Northern Colorado (Oct 25, 2014)
	2	Idaho State at Montana State (Nov 15, 2014)
2-point PATs made	2	Montana State vs SOUTH DAKOTA STATE (Nov 29, 2014)
	1	Montana State vs BLACK HILLS STATE (Sep 06, 2014)
	1	Northern Colorado vs HOUSTON BAPTIST (Sep 13, 2014)
	1	Eastern Washington at Montana State (Sep 20, 2014)
	1	Weber State at Southern Utah (Sep 27, 2014)
	1	North Dakota at Montana State (Sep 27, 2014)
	1	Idaho State vs SACRAMENTO STATE (Sep 27, 2014)
	1	Idaho State at Eastern Washington (Oct 4, 2014)
	1	Southern Utah at Cal Poly (Oct 4, 2014)
	1	North Dakota vs MONTANA (Oct 04, 2014)
	1	Northern Colorado at Eastern Washington (Oct 18, 2014)
	1	Idaho State at Northern Colorado (Oct 25, 2014)
	1	Northern Arizona at Weber State (Nov 01, 2014)
	1	Weber State vs NORTHERN ARIZONA (Nov 01, 2014)
	1	Montana State vs PORTLAND STATE (Nov 08, 2014)
	1	Weber State at Idaho State (Nov 22, 2014)
Punts	11	Idaho State at UTAH (8/28/2014)
	11	UC Davis at Stanford (Aug 30, 2014)
	11	North Dakota at Missouri State (09/13/14)
Longest punt	80	Southern Utah vs NORTH DAKOTA (Oct 25, 2014)
	74	Weber State vs CAL POLY (Oct 11, 2014)
Yards punted	482	Idaho State at UTAH (8/28/2014) [11-482]
	478	Southern Utah at Nevada (Aug 30, 2014) [10-478]
Punting avg	53.8	Eastern Washington vs IDAHO STATE (Oct 4, 2014) [4-215]
	53.4	Montana State vs CENTRAL ARKANSAS (Sep 13, 2014) [5-267]
Punt returns	7	Montana vs CENTRAL WASHINGTON (Sep 06, 2014)

**2014 Big Sky Conference
Team Game Highs Through games of Jan 22, 2015**

	6	Montana vs SAN DIEGO (Nov 29, 2014)
Punt return yards	106	North Dakota vs PORTLAND STATE (Oct 11, 2014)
	105	Montana vs CENTRAL WASHINGTON (Sep 06, 2014)
Punt return avg	53.0	North Dakota vs PORTLAND STATE (Oct 11, 2014) [2-106]
	45.0	Eastern Washington vs MONTANA (Nov 8, 2014) [2-90]
Punt return TDs	1	Montana vs CENTRAL WASHINGTON (Sep 06, 2014)
	1	Northern Arizona vs NEW MEXICO HIGHLANDS (Sep 13, 2014)
	1	Eastern Washington vs IDAHO STATE (Oct 4, 2014)
	1	Sacramento State at Northern Colorado (Oct 11, 2014)
	1	North Dakota vs PORTLAND STATE (Oct 11, 2014)
	1	Eastern Washington vs MONTANA (Nov 8, 2014)
	1	Sacramento State vs PORTLAND STATE (Nov 15, 2014)
	1	Montana vs SAN DIEGO (Nov 29, 2014)
Longest punt return	95	North Dakota vs PORTLAND STATE (Oct 11, 2014)
	67	Eastern Washington vs MONTANA (Nov 8, 2014)
Kick returns	10	UC Davis vs MONTANA STATE (Oct 11, 2014)
	10	Eastern Washington vs ILLINOIS STATE (Dec 13, 2014)
Kick return yards	259	Montana State at Sacramento State (Oct 04, 2014)
	241	Northern Colorado vs SACRAMENTO STATE (Oct 11, 2014)
Kick return avg	40.5	Eastern Washington at Portland State (Nov 21, 2014) [4-162]
	38.6	Weber State vs CAL POLY (Oct 11, 2014) [5-193]
Longest kick return	100	Northern Colorado vs SACRAMENTO STATE (Oct 11, 2014)
	94	Weber State vs CAL POLY (Oct 11, 2014)
Kick return TDs	1	UC Davis vs FORT LEWIS (Sep 6, 2014)
	1	Sacramento State vs MENLO (Sep 20, 2014)
	1	Northern Colorado vs SACRAMENTO STATE (Oct 11, 2014)
	1	Weber State vs CAL POLY (Oct 11, 2014)
	1	Eastern Washington at Portland State (Nov 21, 2014)
Interceptions	5	Idaho State at Portland State (Nov 01, 2014)
	5	Montana vs MONTANA STATE (Nov 22, 2014)
Interception return yds	186	Northern Colorado vs NORTHERN ARIZONA (Oct 04, 2014)
	92	North Dakota vs STONY BROOK (Sep 20, 2014)
Interception return avg	62.0	Northern Colorado vs NORTHERN ARIZONA (Oct 04, 2014) [3-186]
	31.5	Eastern Washington vs MONTANA (Dec 6, 2014) [2-63]
Longest interception rtn	92	North Dakota vs STONY BROOK (Sep 20, 2014)
	91	Northern Colorado vs NORTHERN ARIZONA (Oct 04, 2014)
Interception return TDs	2	Northern Colorado vs NORTHERN ARIZONA (Oct 04, 2014)
	1	Southern Utah at Nevada (Aug 30, 2014)
	1	Sacramento State at Incarnate Word (Aug 30, 2014)
	1	Portland State at WSU (Sep 13, 2014)
	1	North Dakota vs STONY BROOK (Sep 20, 2014)
	1	Montana State vs NORTH DAKOTA (Sep 27, 2014)
	1	Sacramento State vs MONTANA STATE (Oct 04, 2014)
	1	North Dakota vs MONTANA (Oct 04, 2014)
	1	Montana State at UC Davis (Oct 11, 2014)
	1	Northern Arizona at Portland State (Oct 18, 2014)
	1	Eastern Washington vs NORTH DAKOTA (Nov 1, 2014)
	1	Eastern Washington at Portland State (Nov 21, 2014)
	1	Eastern Washington vs MONTANA (Dec 6, 2014)
Fumbles lost	4	Northern Colorado at Weber State (Nov 15, 2014)
	4	Northern Colorado vs NORTH DAKOTA (Nov 22, 2014)
Fumbles recovered	4	Weber State vs NORTHERN COLORADO (Nov 15, 2014)
	4	North Dakota at Northern Colorado (Nov 22, 2014)
Sacked by opp	8	Northern Colorado vs IDAHO STATE (Oct 25, 2014)
	7	Northern Colorado at UNI (Sep 20, 2014)
	7	Northern Colorado at Eastern Washington (Oct 18, 2014)

**2014 Big Sky Conference
Team Game Highs Through games of Jan 22, 2015**

QB sacks	8	Idaho State at Northern Colorado (Oct 25, 2014)
	7	Portland State vs WESTERN OREGON (Sep 06, 2014)
	7	North Dakota vs STONY BROOK (Sep 20, 2014)
Turnovers committed	7	Eastern Washington vs NORTHERN COLORADO (Oct 18, 2014)
	7	Montana State at Montana (Nov 22, 2014)
	6	Portland State vs IDAHO STATE (Nov 01, 2014)
Turnovers caused	6	Northern Colorado vs NORTH DAKOTA (Nov 22, 2014)
	7	Montana vs MONTANA STATE (Nov 22, 2014)
	6	Idaho State at Portland State (Nov 01, 2014)
Kicks blocked	6	North Dakota at Northern Colorado (Nov 22, 2014)
	3	North Dakota vs ROBERT MORRIS (Sep 06, 2014)
	3	Northern Arizona vs NEW MEXICO HIGHLANDS (Sep 13, 2014)
First downs	37	Eastern Washington vs SAM HOUSTON STATE (Aug 23, 2014)
	36	Eastern Washington at Washington (Sep 06, 2014)
1st downs rushing	27	Cal Poly at Idaho State (Nov 08, 2014)
	24	Cal Poly vs SOUTHERN UTAH (Oct 4, 2014)
1st downs passing	22	Eastern Washington at Washington (Sep 06, 2014)
	22	Southern Utah at Idaho State (Oct 18, 2014)
	22	Southern Utah vs MONTANA (Nov 15, 2014)
1st downs by penalty	9	Weber State at Stephen F. Austin (Sep 20, 2014)
	6	Eastern Washington vs SAM HOUSTON STATE (Aug 23, 2014)
	6	Eastern Washington at Washington (Sep 06, 2014)
Penalties	18	Portland State vs WESTERN OREGON (Sep 06, 2014)
	15	Weber State at Stephen F. Austin (Sep 20, 2014)
	15	Sacramento State vs MENLO (Sep 20, 2014)
Penalties yards	155	Idaho State vs CHADRON STATE (Sep 13, 2014)
	146	Portland State vs WESTERN OREGON (Sep 06, 2014)

**2014 Big Sky Conference
Conference Opponent Game Lows Through games of Jan 22, 2015**

OPPONENT LOWS (lowest totals allowed by)

Total offense yards	158	Montana vs SAN DIEGO (Nov 29, 2014)
	168	Eastern Washington vs NORTH DAKOTA (Nov 1, 2014)
Total offense yards/play	2.9	Montana vs SAN DIEGO (Nov 29, 2014) [54-158]
	3.4	North Dakota vs STONY BROOK (Sep 20, 2014) [65-221]
Rushing yards	13	Idaho State vs SIMON FRASER (Oct 11, 2014)
	17	Portland State vs WESTERN OREGON (Sep 06, 2014)
Rushing attempts	20	North Dakota at Northern Colorado (Nov 22, 2014)
	21	Northern Colorado at UC Davis (Nov 1, 2014)
	21	Portland State vs UC DAVIS (Oct 04, 2014)
	21	Northern Arizona vs NEW MEXICO HIGHLANDS (Sep 13, 2014)
Yards per rush	0.5	Idaho State vs SIMON FRASER (Oct 11, 2014) [26-13]
	0.7	Portland State vs WESTERN OREGON (Sep 06, 2014) [26-17]
Longest rush	8	Idaho State vs SOUTHERN UTAH (Oct 18, 2014)
	9	Idaho State vs SIMON FRASER (Oct 11, 2014)
	9	Northern Arizona at Northern Colorado (Oct 04, 2014)
Passing attempts	7	Portland State at Cal Poly (Sep 20, 2014)
	11	Northern Arizona at North Dakota (Nov 15, 2014)
	11	Montana State at Cal Poly (Nov 01, 2014)
	11	Northern Arizona at Portland State (Oct 18, 2014)
Passing yards	37	Eastern Washington vs NORTH DAKOTA (Nov 1, 2014)
	61	Northern Arizona at North Dakota (Nov 15, 2014)
	61	Portland State at Cal Poly (Sep 20, 2014)
Yards per completion	5.8	Cal Poly at Weber State (Oct 11, 2014) [16-92]
	7.1	Montana at Wyoming (Aug 30, 2014) [13-92]
Passes completed	4	Northern Arizona at North Dakota (Nov 15, 2014)
	4	Portland State at Cal Poly (Sep 20, 2014)
Pass completion pct	26.3	Eastern Washington vs NORTH DAKOTA (Nov 1, 2014) [5-19]
	26.3	Northern Arizona at Weber State (Nov 01, 2014) [5-19]
Longest pass	14	Cal Poly at Weber State (Oct 11, 2014)
	14	Montana at Wyoming (Aug 30, 2014)
First downs	6	Eastern Washington vs NORTH DAKOTA (Nov 1, 2014)
	8	Montana vs SAN DIEGO (Nov 29, 2014)
1st downs rushing	1	Montana at Eastern Washington (Nov 8, 2014)
	2	Sacramento State at Incarnate Word (Aug 30, 2014)
	2	Montana vs CENTRAL WASHINGTON (Sep 06, 2014)
	2	Eastern Washington at UC Davis (Sep 27, 2014)
	2	Montana at North Dakota (Oct 04, 2014)
	2	Idaho State vs SIMON FRASER (Oct 11, 2014)
	2	Idaho State vs SOUTHERN UTAH (Oct 18, 2014)
	2	Montana State vs WEBER STATE (Oct 18, 2014)
1st downs passing	0	Eastern Washington vs NORTH DAKOTA (Nov 1, 2014)
	2	Portland State at Cal Poly (Sep 20, 2014)
1st downs by penalty	0	Eastern Washington vs SAM HOUSTON STATE (Aug 23, 2014)
	0	Idaho State at UTAH (8/28/2014)
	0	Montana State at Arkansas State (Aug 30, 2014)
	0	UC Davis at Stanford (Aug 30, 2014)
	0	Southern Utah at Nevada (Aug 30, 2014)
	0	Northern Colorado at UNLV (Sep 06, 2014)
	0	UC Davis at Colorado State (Sep 13, 2014)
	0	North Dakota at Missouri State (09/13/14)
	0	Northern Arizona at South Dakota (Sep 20, 2014)
	0	Montana at North Dakota State (Sep 20, 2014)
	0	North Dakota at Montana State (Sep 27, 2014)
	0	Northern Arizona at Northern Colorado (Oct 04, 2014)
	0	UC Davis at Portland State (Oct 04, 2014)

**2014 Big Sky Conference
Opponent Game Lows Through games of Jan 22, 2015**

	0	Montana at North Dakota (Oct 04, 2014)
	0	Sacramento State at Northern Colorado (Oct 11, 2014)
	0	Weber State vs CAL POLY (Oct 11, 2014)
	0	UC Davis at Montana (Oct 18, 2014)
	0	Northern Colorado at Eastern Washington (Oct 18, 2014)
	0	Northern Arizona at Portland State (Oct 18, 2014)
	0	Cal Poly at Sacramento State (Oct 18, 2014)
	0	Portland State at Weber State (Oct 25, 2014)
	0	North Dakota at Southern Utah (Oct 25, 2014)
	0	Eastern Washington vs NORTH DAKOTA (Nov 1, 2014)
	0	Northern Arizona at Weber State (Nov 01, 2014)
	0	Idaho State at Portland State (Nov 01, 2014)
	0	Montana vs SACRAMENTO STATE (Nov 01, 2014)
	0	Sacramento State at Montana (Nov 01, 2014)
	0	North Dakota vs WEBER STATE (Nov 08, 2014)
	0	Montana at Eastern Washington (Nov 8, 2014)
	0	Cal Poly at Idaho State (Nov 08, 2014)
	0	Portland State vs EASTERN WASHINGTON (Nov 21, 2014)
	0	Eastern Washington at Portland State (Nov 21, 2014)
	0	North Dakota at Northern Colorado (Nov 22, 2014)
	0	Northern Colorado vs NORTH DAKOTA (Nov 22, 2014)
	0	Northern Arizona vs SOUTHERN UTAH (Nov 22, 2014)
	0	Montana vs SAN DIEGO (Nov 29, 2014)
	0	Montana at Eastern Washington (Dec 6, 2014)
Penalties	1	Montana at Wyoming (Aug 30, 2014)
	1	Southern Utah at Northern Arizona (Nov 22, 2014)
Penalties yards	4	Montana at Wyoming (Aug 30, 2014)
	10	Cal Poly at Weber State (Oct 11, 2014)
	10	Eastern Washington vs NORTHERN COLORADO (Oct 18, 2014)

**2014 Big Sky Conference
Team Statistics Through games of Jan 22, 2015
(Conference games)**

SCORING OFFENSE	G	TD	FG	XPT	2XP	DXP	Saf	Pts	Avg/G
1. Idaho State	8	45	11	36	3	0	0	345	43.1
2. Eastern Washington	8	45	8	40	0	0	0	334	41.8
3. Cal Poly	8	43	1	41	0	0	0	302	37.8
4. Montana State	8	39	8	35	1	0	0	295	36.9
5. Sacramento State	8	39	8	36	0	0	0	294	36.8
6. Montana	8	32	7	30	0	0	1	245	30.6
7. Southern Utah	8	29	6	27	1	0	1	223	27.9
8. UC Davis	8	29	4	27	0	0	0	213	26.6
9. Northern Arizona	8	25	8	22	1	0	0	198	24.8
10. Portland State	8	21	16	20	0	0	1	196	24.5
11. Weber State	8	22	11	19	3	0	0	190	23.8
12. Northern Colorado	8	21	7	16	1	0	1	167	20.9
13. North Dakota	8	16	12	14	2	0	1	152	19.0

RUSHING OFFENSE	G	Att.	Yards	Avg/A	Long	TD	Avg/G
1. Cal Poly	8	525	2925	5.6	70	32	365.6
2. Montana State	8	368	2000	5.4	71	24	250.0
3. Portland State	8	328	1810	5.5	73	10	226.2
4. Idaho State	8	296	1739	5.9	75	19	217.4
5. Eastern Washington	8	337	1477	4.4	73	18	184.6
6. Sacramento State	8	291	1369	4.7	53	11	171.1
7. Montana	8	266	1361	5.1	74	14	170.1
8. Weber State	8	280	1195	4.3	70	7	149.4
9. Northern Arizona	8	304	1154	3.8	37	8	144.2
10. UC Davis	8	226	1126	5.0	53	7	140.8
11. North Dakota	8	307	1016	3.3	78	9	127.0
12. Northern Colorado	8	258	801	3.1	74	4	100.1
13. Southern Utah	8	247	740	3.0	25	8	92.5

SCORING DEFENSE	G	TD	FG	XPT	2XP	DXP	Saf	Pts	Avg/G
1. Montana	8	22	6	18	1	0	0	170	21.2
2. Northern Arizona	8	24	9	23	1	0	1	198	24.8
3. Eastern Washington	8	26	9	19	2	0	0	206	25.8
4. North Dakota	8	27	10	24	0	0	1	218	27.2
5. Weber State	8	28	9	23	1	0	1	222	27.8
6. Idaho State	8	31	6	27	1	0	0	233	29.1
7. Portland State	8	32	5	31	1	0	0	240	30.0
8. Montana State	8	32	10	28	1	0	1	254	31.8
Cal Poly	8	31	12	30	1	0	0	254	31.8
10. Northern Colorado	8	32	12	28	1	0	0	258	32.2
11. Southern Utah	8	38	3	37	1	0	0	276	34.5
12. UC Davis	8	40	9	38	0	0	0	305	38.1
13. Sacramento State	8	43	7	37	1	0	1	320	40.0

RUSHING DEFENSE	G	Att.	Yards	Avg/A	Long	TD	Avg/G
1. North Dakota	8	273	582	2.1	37	8	72.8
2. Eastern Washington	8	235	1002	4.3	49	5	125.2
3. Montana	8	305	1126	3.7	74	10	140.8
4. Portland State	8	282	1190	4.2	71	14	148.8
5. Cal Poly	8	293	1382	4.7	70	11	172.8
6. Idaho State	8	342	1534	4.5	73	12	191.8
7. Montana State	8	287	1543	5.4	64	12	192.9
8. Northern Colorado	8	327	1634	5.0	71	15	204.2
9. UC Davis	8	346	1709	4.9	74	21	213.6
10. Weber State	8	371	1720	4.6	75	12	215.0
11. Sacramento State	8	284	1745	6.1	73	20	218.1
12. Southern Utah	8	360	1755	4.9	56	17	219.4
13. Northern Arizona	8	328	1791	5.5	78	14	223.9

TOTAL OFFENSE	G	Rush	Pass	Plays	Yards	Avg/P	TD	Avg/G
1. Idaho State	8	1739	2940	647	4679	7.2	45	584.9
2. Cal Poly	8	2925	1161	656	4086	6.2	43	510.8
3. Sacramento State	8	1369	2706	608	4075	6.7	36	509.4
4. Montana State	8	2000	1921	574	3921	6.8	37	490.1
5. Eastern Washington	8	1477	2435	606	3912	6.5	39	489.0
6. Southern Utah	8	740	2967	609	3707	6.1	29	463.4
7. Portland State	8	1810	1728	610	3538	5.8	20	442.2
8. Montana	8	1361	2086	518	3447	6.7	32	430.9
9. Northern Arizona	8	1154	2233	595	3387	5.7	24	423.4
10. UC Davis	8	1126	2071	494	3197	6.5	29	399.6
11. Weber State	8	1195	1948	531	3143	5.9	21	392.9
12. Northern Colorado	8	801	2033	529	2834	5.4	18	354.2
13. North Dakota	8	1016	1213	520	2229	4.3	13	278.6

PASS OFFENSE	G	Comp-Att-Int	Pct.	Yds	Avg/A	TD	Avg/G
1. Southern Utah	8	241-362-8	66.6	2967	8.2	21	370.9
2. Idaho State	8	214-351-7	61.0	2940	8.4	26	367.5
3. Sacramento State	8	205-317-8	64.7	2706	8.5	25	338.2
4. Eastern Washington	8	175-269-3	65.1	2435	9.1	21	304.4
5. Northern Arizona	8	176-291-7	60.5	2233	7.7	16	279.1
6. Montana	8	144-252-4	57.1	2086	8.3	18	260.8
7. UC Davis	8	173-268-8	64.6	2071	7.7	22	258.9
8. Northern Colorado	8	174-271-7	64.2	2033	7.5	14	254.1
9. Weber State	8	147-251-12	58.6	1948	7.8	14	243.5
10. Montana State	8	136-206-10	66.0	1921	9.3	13	240.1
11. Portland State	8	146-282-13	51.8	1728	6.1	10	216.0
12. North Dakota	8	108-213-9	50.7	1213	5.7	4	151.6
13. Cal Poly	8	79-131-2	60.3	1161	8.9	11	145.1

TOTAL DEFENSE	G	Rush	Pass	Plays	Yards	Avg/P	TD	Avg/G
1. North Dakota	8	582	2297	544	2879	5.3	24	359.9
2. Northern Arizona	8	1791	1284	517	3075	5.9	22	384.4
3. Montana	8	1126	2016	587	3142	5.4	20	392.8
4. Portland State	8	1190	1956	557	3146	5.6	27	393.2
5. Eastern Washington	8	1002	2404	551	3406	6.2	26	425.8
6. Weber State	8	1720	1761	610	3481	5.7	28	435.1
7. Northern Colorado	8	1634	1863	567	3497	6.2	31	437.1
8. Cal Poly	8	1382	2207	563	3589	6.4	30	448.6
9. UC Davis	8	1709	2125	579	3834	6.6	39	479.2
10. Sacramento State	8	1745	2197	554	3942	7.1	41	492.8
11. Montana State	8	1543	2419	573	3962	6.9	30	495.2
12. Idaho State	8	1534	2481	667	4015	6.0	30	501.9
13. Southern Utah	8	1755	2432	628	4187	6.7	38	523.4

PASS DEFENSE	G	Comp-Att-Int	Pct.	Yds	Avg/A	TD	Avg/G
1. Northern Arizona	8	101-189-7	53.4	1284	6.8	8	160.5
2. Weber State	8	141-239-6	59.0	1761	7.4	16	220.1
3. Northern Colorado	8	146-240-9	60.8	1863	7.8	16	232.9
4. Portland State	8	159-275-4	57.8	1956	7.1	13	244.5
5. Montana	8	166-282-9	58.9	2016	7.1	10	252.0
6. UC Davis	8	162-233-3	69.5	2125	9.1	18	265.6
7. Sacramento State	8	181-270-6	67.0	2197	8.1	21	274.6
8. Cal Poly	8	175-270-8	64.8	2207	8.2	19	275.9
9. North Dakota	8	168-271-6	62.0	2297	8.5	16	287.1
10. Eastern Washington	8	191-316-13	60.4	2404	7.6	21	300.5
11. Montana State	8	171-286-5	59.8	2419	8.5	18	302.4
12. Southern Utah	8	165-268-6	61.6	2432	9.1	21	304.0
13. Idaho State	8	192-325-16	59.1	2481	7.6	18	310.1

**2014 Big Sky Conference
Team Statistics Through games of Jan 22, 2015
(Conference games)**

PASS EFFICIENCY	G	Comp-Att-Int	Pct.	Yds	Avg/G	TD	Effic.
1. Eastern Washington	8	175-269-3	65.1	2435	304.4	21	164.6
2. Cal Poly	8	79-131-2	60.3	1161	145.1	11	159.4
3. Sacramento State	8	205-317-8	64.7	2706	338.2	25	157.4
4. Montana State	8	136-206-10	66.0	1921	240.1	13	155.5
5. Idaho State	8	214-351-7	61.0	2940	367.5	26	151.8
6. UC Davis	8	173-268-8	64.6	2071	258.9	22	150.6
7. Southern Utah	8	241-362-8	66.6	2967	370.9	21	150.1
8. Montana	8	144-252-4	57.1	2086	260.8	18	147.1
9. Northern Colorado	8	174-271-7	64.2	2033	254.1	14	139.1
10. Northern Arizona	8	176-291-7	60.5	2233	279.1	16	138.3
11. Weber State	8	147-251-12	58.6	1948	243.5	14	132.6
12. Portland State	8	146-282-13	51.8	1728	216.0	10	105.7
13. North Dakota	8	108-213-9	50.7	1213	151.6	4	96.3

INTERCEPTIONS	G	No.	Yards	TD	Long	Avg.
1. Idaho State	8	16	122	0	44	7.6
2. Eastern Washington	8	13	160	2	73	12.3
3. Northern Colorado	8	9	243	2	91	27.0
4. Montana	8	9	91	0	50	10.1
5. Cal Poly	8	8	45	0	38	5.6
6. Northern Arizona	8	7	167	1	67	23.9
7. Southern Utah	8	6	112	0	38	18.7
8. Weber State	8	6	49	0	29	8.2
9. North Dakota	8	6	102	1	42	17.0
10. Sacramento State	8	6	74	1	31	12.3
11. Montana State	8	5	98	2	45	19.6
12. Portland State	8	4	19	0	16	4.8
13. UC Davis	8	3	16	0	16	5.3

PASS DEFENSE EFFIC.	G	Comp-Att-Int	Pct.	Yds	Avg/G	TD	Effic.
1. Northern Arizona	8	101-189-7	53.4	1284	160.5	8	117.1
2. Montana	8	166-282-9	58.9	2016	252.0	10	124.2
3. Portland State	8	159-275-4	57.8	1956	244.5	13	130.3
4. Idaho State	8	192-325-16	59.1	2481	310.1	18	131.6
5. Weber State	8	141-239-6	59.0	1761	220.1	16	138.0
6. Eastern Washington	8	191-316-13	60.4	2404	300.5	21	138.0
7. Northern Colorado	8	146-240-9	60.8	1863	232.9	16	140.5
8. Montana State	8	171-286-5	59.8	2419	302.4	18	148.1
9. North Dakota	8	168-271-6	62.0	2297	287.1	16	148.2
10. Cal Poly	8	175-270-8	64.8	2207	275.9	19	150.8
11. Sacramento State	8	181-270-6	67.0	2197	274.6	21	156.6
12. Southern Utah	8	165-268-6	61.6	2432	304.0	21	159.2
13. UC Davis	8	162-233-3	69.5	2125	265.6	18	169.1

PUNTING	G	No.	Yards	Avg/P	Ret.	Avg/R	TB	Net/P
1. Weber State	8	38	1777	46.8	66	1.7	7	41.3
2. Portland State	8	47	2154	45.8	186	4.0	6	39.3
3. Eastern Washington	8	37	1629	44.0	145	3.9	3	38.5
4. UC Davis	8	34	1448	42.6	102	3.0	3	37.8
5. Montana State	8	25	1016	40.6	71	2.8	0	37.8
6. Southern Utah	8	43	1773	41.2	64	1.5	5	37.4
7. Northern Arizona	8	42	1895	45.1	149	3.5	9	37.3
8. Idaho State	8	38	1500	39.5	82	2.2	2	36.3
9. Sacramento State	8	29	1127	38.9	69	2.4	2	35.1
10. North Dakota	8	50	1849	37.0	91	1.8	1	34.8
11. Montana	8	39	1535	39.4	113	2.9	4	34.4
12. Cal Poly	8	32	1160	36.2	39	1.2	2	33.8
13. Northern Colorado	8	47	1541	32.8	96	2.0	3	29.5

KICKOFF RETURNS	G	No.	Yards	TD	Long	Avg.
1. Weber State	8	19	517	1	94	27.2
2. Northern Colorado	8	28	750	1	100	26.8
3. Montana State	8	32	804	0	74	25.1
4. Eastern Washington	8	25	586	1	90	23.4
5. Sacramento State	8	36	782	0	48	21.7
6. North Dakota	8	23	471	0	45	20.5
7. Portland State	8	36	714	0	91	19.8
8. Northern Arizona	8	19	356	0	36	18.7
9. Montana	8	26	471	0	28	18.1
10. Idaho State	8	22	392	0	37	17.8
11. UC Davis	8	44	776	0	37	17.6
12. Southern Utah	8	34	590	0	37	17.4
13. Cal Poly	8	27	461	0	49	17.1

KICKOFF COVERAGE	G	No.	Yards	Avg.	Ret.	TB	NetAvg
1. Northern Arizona	8	42	2655	63.2	153	33	43.9
2. North Dakota	8	38	2379	62.6	498	13	42.7
3. Idaho State	8	62	3602	58.1	677	16	42.0
4. Southern Utah	8	41	2464	60.1	127	31	41.9
5. Montana State	8	56	3518	62.8	754	21	41.9
6. Weber State	8	42	2637	62.8	391	26	41.1
7. Montana	8	45	2778	61.7	573	18	41.0
8. Eastern Washington	8	61	3641	59.7	866	15	40.6
9. Cal Poly	8	51	3106	60.9	799	15	39.4
10. Northern Colorado	8	35	1828	52.2	473	0	38.7
11. Sacramento State	8	53	3110	58.7	988	5	38.2
12. UC Davis	8	40	2313	57.8	718	4	37.9
13. Portland State	8	42	2213	52.7	653	6	34.3

PUNT RETURN AVG	G	No.	Yards	TD	Long	Avg.
1. Sacramento State	8	2	86	2	65	43.0
2. North Dakota	8	10	210	1	95	21.0
3. Eastern Washington	8	11	186	2	67	16.9
4. Weber State	8	16	185	0	29	11.6
5. Montana	8	18	166	0	30	9.2
6. Cal Poly	8	3	24	0	17	8.0
7. Portland State	8	13	82	0	27	6.3
8. Northern Colorado	8	8	49	0	24	6.1
9. Southern Utah	8	10	57	0	21	5.7
10. Northern Arizona	8	16	90	0	34	5.6
11. Montana State	8	12	63	0	36	5.2
12. UC Davis	8	11	54	0	12	4.9
13. Idaho State	8	5	21	0	21	4.2

FIELD GOALS	G	Made	Att	Pct.
1. Eastern Washington	8	8	8	1.000
Northern Colorado	8	7	7	1.000
Cal Poly	8	1	1	1.000
4. Idaho State	8	11	13	.846
5. Portland State	8	16	20	.800
North Dakota	8	12	15	.800
Sacramento State	8	8	10	.800
Northern Arizona	8	8	10	.800
9. Weber State	8	11	15	.733
10. Montana State	8	8	12	.667
11. Montana	8	7	11	.636
12. UC Davis	8	4	7	.571
13. Southern Utah	8	6	11	.545

**2014 Big Sky Conference
Team Statistics Through games of Jan 22, 2015
(Conference games)**

PAT KICKING	G	Made	Att	Pct.
1. Southern Utah	8	27	27	1.000
Portland State	8	20	20	1.000
Weber State	8	19	19	1.000
North Dakota	8	14	14	1.000
5. Montana State	8	35	36	.972
6. Montana	8	30	31	.968
7. Northern Arizona	8	22	23	.957
8. Cal Poly	8	41	43	.953
9. Idaho State	8	36	38	.947
Sacramento State	8	36	38	.947
11. Northern Colorado	8	16	17	.941
12. UC Davis	8	27	29	.931
13. Eastern Washington	8	40	45	.889

OPPONENT 1ST DOWNS	G	Rush	Pass	Pen	Total	Avg/G
1. North Dakota	8	45	89	8	142	17.8
2. Northern Arizona	8	83	57	9	149	18.6
3. Portland State	8	55	83	17	155	19.4
4. Eastern Washington	8	50	98	12	160	20.0
5. Montana	8	60	102	9	171	21.4
6. Northern Colorado	8	85	85	9	179	22.4
7. Cal Poly	8	76	95	12	183	22.9
8. Montana State	8	64	106	15	185	23.1
9. Weber State	8	92	80	16	188	23.5
10. Sacramento State	8	78	99	13	190	23.8
11. UC Davis	8	94	88	15	197	24.6
12. Southern Utah	8	90	104	13	207	25.9
13. Idaho State	8	86	115	10	211	26.4

SACKS BY	G	No.	Yards	Avg/G
1. North Dakota	8	24	197	3.00
Montana	8	24	116	3.00
3. Idaho State	8	22	115	2.75
4. Eastern Washington	8	18	95	2.25
Southern Utah	8	18	99	2.25
6. Weber State	8	17	120	2.12
7. Northern Arizona	8	15	81	1.88
8. Portland State	8	14	89	1.75
9. UC Davis	8	11	71	1.38
Cal Poly	8	11	70	1.38
Sacramento State	8	11	63	1.38
12. Northern Colorado	8	10	46	1.25
Montana State	8	10	69	1.25

3RD-DOWN CONVERSIONS	G	Conv.	Att.	Pct.
1. Cal Poly	8	70	130	53.8
2. Montana State	8	49	102	48.0
3. Montana	8	50	110	45.5
4. Sacramento State	8	49	108	45.4
5. Southern Utah	8	52	116	44.8
6. Idaho State	8	51	115	44.3
7. Eastern Washington	8	50	114	43.9
8. Northern Arizona	8	52	122	42.6
9. UC Davis	8	36	92	39.1
10. Portland State	8	49	131	37.4
11. Northern Colorado	8	43	115	37.4
12. Weber State	8	34	105	32.4
13. North Dakota	8	39	125	31.2

SACKS AGAINST	G	No.	Yards	Avg/G
1. Portland State	8	5	45	0.62
2. UC Davis	8	8	45	1.00
3. Idaho State	8	10	61	1.25
Sacramento State	8	10	51	1.25
5. Cal Poly	8	11	62	1.38
6. Weber State	8	12	87	1.50
Montana	8	12	72	1.50
8. Montana State	8	14	104	1.75
9. Northern Arizona	8	19	140	2.38
10. North Dakota	8	21	124	2.62
11. Eastern Washington	8	22	104	2.75
12. Southern Utah	8	28	143	3.50
13. Northern Colorado	8	33	193	4.12

OPP 3RD-DN CONVERT	G	Conv.	Att.	Pct.
1. Northern Arizona	8	33	105	31.4
2. North Dakota	8	39	113	34.5
3. Portland State	8	43	117	36.8
4. Eastern Washington	8	44	115	38.3
5. Sacramento State	8	40	97	41.2
6. Montana	8	47	113	41.6
7. Cal Poly	8	43	103	41.7
8. Weber State	8	52	124	41.9
9. Northern Colorado	8	47	107	43.9
10. Montana State	8	53	117	45.3
11. Southern Utah	8	56	119	47.1
12. Idaho State	8	69	141	48.9
13. UC Davis	8	58	114	50.9

FIRST DOWNS	G	Rush	Pass	Pen	Total	Avg/G
1. Idaho State	8	82	127	18	227	28.4
2. Cal Poly	8	153	47	15	215	26.9
3. Sacramento State	8	64	127	17	208	26.0
4. Southern Utah	8	50	131	15	196	24.5
5. Montana State	8	102	80	12	194	24.2
6. Eastern Washington	8	75	105	9	189	23.6
7. Northern Arizona	8	68	95	18	181	22.6
8. Portland State	8	86	78	6	170	21.2
9. UC Davis	8	57	91	12	160	20.0
10. Northern Colorado	8	46	96	11	153	19.1
Montana	8	62	81	10	153	19.1
12. Weber State	8	58	84	8	150	18.8
13. North Dakota	8	55	59	7	121	15.1

4TH-DOWN CONVERSIONS	G	Conv.	Att.	Pct.
1. Northern Arizona	8	9	12	75.0
Idaho State	8	9	12	75.0
3. Northern Colorado	8	8	11	72.7
4. Montana State	8	10	14	71.4
Montana	8	5	7	71.4
6. Cal Poly	8	15	25	60.0
7. Eastern Washington	8	10	17	58.8
8. North Dakota	8	7	13	53.8
9. Portland State	8	7	14	50.0
10. Sacramento State	8	6	13	46.2
11. Southern Utah	8	4	14	28.6
12. Weber State	8	3	12	25.0
UC Davis	8	2	8	25.0

**2014 Big Sky Conference
Team Statistics Through games of Jan 22, 2015
(Conference games)**

OPP 4TH-DN CONVERT	G	Conv.	Att.	Pct.
1. Northern Colorado	8	2	6	33.3
2. Idaho State	8	7	18	38.9
3. Sacramento State	8	7	15	46.7
4. Montana	8	9	18	50.0
5. Southern Utah	8	8	15	53.3
6. UC Davis	8	7	13	53.8
7. Northern Arizona	8	7	12	58.3
8. Eastern Washington	8	6	10	60.0
Portland State	8	6	10	60.0
10. Montana State	8	7	11	63.6
11. North Dakota	8	9	14	64.3
Cal Poly	8	9	14	64.3
13. Weber State	8	11	16	68.8

PENALTIES	G	No.	Yards	Avg/G
1. UC Davis	8	35	341	42.6
2. Idaho State	8	42	369	46.1
3. North Dakota	8	44	373	46.6
4. Northern Arizona	8	44	379	47.4
5. Montana	8	46	399	49.9
6. Cal Poly	8	43	420	52.5
7. Montana State	8	43	439	54.9
8. Eastern Washington	8	48	457	57.1
9. Southern Utah	8	49	458	57.2
10. Weber State	8	51	482	60.2
11. Sacramento State	8	48	486	60.8
12. Portland State	8	55	495	61.9
13. Northern Colorado	8	58	517	64.6

OPPONENT PENALTIES	G	No.	Yards	Avg/G
1. Idaho State	8	63	626	78.2
2. UC Davis	8	51	489	61.1
3. Sacramento State	8	49	475	59.4
4. Southern Utah	8	46	473	59.1
5. Montana	8	49	466	58.2
6. North Dakota	8	49	461	57.6
7. Weber State	8	48	412	51.5
8. Northern Colorado	8	44	401	50.1
9. Northern Arizona	8	44	385	48.1
10. Cal Poly	8	38	364	45.5
11. Montana State	8	41	361	45.1
12. Eastern Washington	8	41	357	44.6
13. Portland State	8	43	345	43.1

TIME OF POSSESSION	G	Total possession	Average/game
1. Eastern Washington	8	259:28	32:26
2. Cal Poly	8	259:24	32:25
3. Northern Arizona	8	258:23	32:17
4. Sacramento State	8	253:32	31:41
5. North Dakota	8	249:26	31:10
6. Montana State	8	248:20	31:02
7. Portland State	8	241:25	30:10
8. Northern Colorado	8	234:10	29:16
9. Montana	8	227:36	28:27
10. Southern Utah	8	225:55	28:14
11. UC Davis	8	223:29	27:56
12. Weber State	8	222:12	27:46
13. Idaho State	8	216:40	27:05

TURNOVER MARGIN	G	Gained			Lost			Margin	Per/G
		Fum	Int	Tot	Fum	Int	Tot		
1. Eastern Washington	8	5	13	18	4	3	7	+11	1.38
Montana	8	8	9	17	2	4	6	+11	1.38
3. Idaho State	8	3	16	19	3	7	10	+9	1.12
4. Cal Poly	8	3	8	11	3	2	5	+6	0.75
5. Southern Utah	8	6	6	12	2	8	10	+2	0.25
6. North Dakota	8	7	6	13	4	9	13	+0	0.00
7. Northern Colorado	8	6	9	15	11	7	18	-3	-0.38
8. Montana State	8	6	5	11	5	10	15	-4	-0.50
9. Weber State	8	7	6	13	6	12	18	-5	-0.62
Sacramento State	8	4	6	10	7	8	15	-5	-0.62
11. Northern Arizona	8	1	7	8	7	7	14	-6	-0.75
12. UC Davis	8	3	3	6	6	8	14	-8	-1.00
Portland State	8	5	4	9	4	13	17	-8	-1.00

RED ZONE OFFENSE	G	Scores	Pct.	TDs	(R-P)	FGs	TurnO
1. Eastern Washington	8	29-31	93.5	23	16-7	6-6	0
2. North Dakota	8	19-21	90.5	11	8-3	8-8	1
3. Idaho State	8	36-40	90.0	27	15-12	9-10	1
4. Montana	8	25-29	86.2	19	8-11	6-8	1
5. Cal Poly	8	35-41	85.4	34	28-6	1-1	1
6. UC Davis	8	21-25	84.0	18	5-13	3-5	1
Northern Arizona	8	21-25	84.0	17	7-10	4-4	3
8. Portland State	8	21-26	80.8	11	7-4	10-12	1
9. Weber State	8	20-25	80.0	12	4-8	8-9	2
10. Montana State	8	30-40	75.0	24	20-4	6-8	6
Northern Colorado	8	12-16	75.0	7	1-6	5-5	2
12. Sacramento State	8	24-33	72.7	18	8-10	6-7	4
13. Southern Utah	8	25-36	69.4	19	8-11	6-11	1

RED ZONE DEFENSE	G	Scores	Pct.	TDs	(R-P)	FGs	TurnO
1. Montana	8	20-30	66.7	15	9-6	5-6	7
2. Idaho State	8	23-32	71.9	19	9-10	4-6	5
3. North Dakota	8	20-26	76.9	14	7-7	6-7	2
4. UC Davis	8	26-33	78.8	19	16-3	7-8	0
5. Montana State	8	28-35	80.0	21	10-11	7-9	2
Southern Utah	8	28-35	80.0	25	15-10	3-4	1
7. Eastern Washington	8	18-22	81.8	12	4-8	6-9	1
8. Northern Arizona	8	23-28	82.1	15	12-3	8-9	1
9. Northern Colorado	8	25-29	86.2	19	11-8	6-7	3
10. Portland State	8	23-26	88.5	18	12-6	5-6	0
11. Sacramento State	8	32-36	88.9	25	12-13	7-7	1
12. Weber State	8	23-25	92.0	17	9-8	6-7	0
13. Cal Poly	8	29-31	93.5	21	9-12	8-9	1

ON-SIDE KICKS BY	G	Recovered	Attempts	Success%
1. Portland State	8	1	1	100.0
2. Sacramento State	8	0	3	0.0
Cal Poly	8	0	1	0.0
Northern Colorado	8	0	1	0.0
Montana	8	0	1	0.0
Southern Utah	8	0	0	0.0
Montana State	8	0	0	0.0
Northern Arizona	8	0	0	0.0
UC Davis	8	0	0	0.0
North Dakota	8	0	0	0.0
Idaho State	8	0	0	0.0
Weber State	8	0	0	0.0
Eastern Washington	8	0	0	0.0

2014 Big Sky Conference
Team Statistics Through games of Jan 22, 2015
(Conference games)

<u>ON-SIDE KICKS AGAINST</u>	<u>G</u>	<u>Recovered</u>	<u>Attempts</u>	<u>Success%</u>
1. Sacramento State	8	0	2	0.0
Idaho State	8	0	1	0.0
Montana	8	0	1	0.0
Cal Poly	8	0	1	0.0
Montana State	8	0	1	0.0
North Dakota	8	0	0	0.0
Weber State	8	0	0	0.0
Eastern Washington	8	0	0	0.0
Northern Arizona	8	0	0	0.0
Southern Utah	8	0	0	0.0
Northern Colorado	8	0	0	0.0
Portland State	8	0	0	0.0
13. UC Davis	8	1	1	100.0

**2014 Big Sky Conference
Conference Opponent Game Lows Through games of Jan 22, 2015
(Conference games)**

OPPONENT LOWS (lowest totals allowed by)

Total offense yards	168	Eastern Washington vs NORTH DAKOTA (Nov 1, 2014)
	225	Northern Arizona at Northern Colorado (Oct 04, 2014)
Total offense yards/play	3.4	Weber State at North Dakota (Nov 08, 2014) [69-237]
	3.7	Eastern Washington vs NORTH DAKOTA (Nov 1, 2014) [46-168]
Rushing yards	18	North Dakota at Northern Colorado (Nov 22, 2014)
	29	Montana State vs WEBER STATE (Oct 18, 2014)
	29	Idaho State vs SOUTHERN UTAH (Oct 18, 2014)
Rushing attempts	20	North Dakota at Northern Colorado (Nov 22, 2014)
	21	Northern Colorado at UC Davis (Nov 1, 2014)
	21	Portland State vs UC DAVIS (Oct 04, 2014)
Yards per rush	0.9	North Dakota at Northern Colorado (Nov 22, 2014) [20-18]
	1.0	Idaho State vs SOUTHERN UTAH (Oct 18, 2014) [29-29]
Longest rush	8	Idaho State vs SOUTHERN UTAH (Oct 18, 2014)
	9	Northern Arizona at Northern Colorado (Oct 04, 2014)
Passing attempts	11	Northern Arizona at North Dakota (Nov 15, 2014)
	11	Montana State at Cal Poly (Nov 01, 2014)
	11	Northern Arizona at Portland State (Oct 18, 2014)
Passing yards	37	Eastern Washington vs NORTH DAKOTA (Nov 1, 2014)
	61	Northern Arizona at North Dakota (Nov 15, 2014)
Yards per completion	5.8	Cal Poly at Weber State (Oct 11, 2014) [16-92]
	7.4	Eastern Washington vs NORTH DAKOTA (Nov 1, 2014) [5-37]
Passes completed	4	Northern Arizona at North Dakota (Nov 15, 2014)
	5	Northern Colorado vs NORTH DAKOTA (Nov 22, 2014)
	5	Northern Arizona at Weber State (Nov 01, 2014)
	5	Eastern Washington vs NORTH DAKOTA (Nov 1, 2014)
	5	Northern Arizona at Portland State (Oct 18, 2014)
Pass completion pct	26.3	Eastern Washington vs NORTH DAKOTA (Nov 1, 2014) [5-19]
	26.3	Northern Arizona at Weber State (Nov 01, 2014) [5-19]
Longest pass	14	Cal Poly at Weber State (Oct 11, 2014)
	16	Eastern Washington vs NORTH DAKOTA (Nov 1, 2014)
First downs	6	Eastern Washington vs NORTH DAKOTA (Nov 1, 2014)
	10	Eastern Washington at UC Davis (Sep 27, 2014)
1st downs rushing	1	Montana at Eastern Washington (Nov 8, 2014)
	2	Eastern Washington at UC Davis (Sep 27, 2014)
	2	Montana at North Dakota (Oct 04, 2014)
	2	Idaho State vs SOUTHERN UTAH (Oct 18, 2014)
	2	Montana State vs WEBER STATE (Oct 18, 2014)
1st downs passing	0	Eastern Washington vs NORTH DAKOTA (Nov 1, 2014)
	3	Northern Arizona at Portland State (Oct 18, 2014)
	3	Sacramento State vs CAL POLY (Oct 18, 2014)
	3	Northern Arizona at Weber State (Nov 01, 2014)
	3	Portland State at Montana State (Nov 08, 2014)
	3	Northern Colorado vs NORTH DAKOTA (Nov 22, 2014)
1st downs by penalty	0	North Dakota at Montana State (Sep 27, 2014)
	0	Northern Arizona at Northern Colorado (Oct 04, 2014)
	0	UC Davis at Portland State (Oct 04, 2014)
	0	Montana at North Dakota (Oct 04, 2014)
	0	Sacramento State at Northern Colorado (Oct 11, 2014)
	0	Weber State vs CAL POLY (Oct 11, 2014)
	0	UC Davis at Montana (Oct 18, 2014)
	0	Northern Colorado at Eastern Washington (Oct 18, 2014)
	0	Northern Arizona at Portland State (Oct 18, 2014)
	0	Cal Poly at Sacramento State (Oct 18, 2014)
	0	Portland State at Weber State (Oct 25, 2014)
	0	North Dakota at Southern Utah (Oct 25, 2014)

**2014 Big Sky Conference
Opponent Game Lows Through games of Jan 22, 2015
(Conference games)**

	0	Eastern Washington vs NORTH DAKOTA (Nov 1, 2014)
	0	Northern Arizona at Weber State (Nov 01, 2014)
	0	Idaho State at Portland State (Nov 01, 2014)
	0	Montana vs SACRAMENTO STATE (Nov 01, 2014)
	0	Sacramento State at Montana (Nov 01, 2014)
	0	North Dakota vs WEBER STATE (Nov 08, 2014)
	0	Montana at Eastern Washington (Nov 8, 2014)
	0	Cal Poly at Idaho State (Nov 08, 2014)
	0	Portland State vs EASTERN WASHINGTON (Nov 21, 2014)
	0	Eastern Washington at Portland State (Nov 21, 2014)
	0	North Dakota at Northern Colorado (Nov 22, 2014)
	0	Northern Colorado vs NORTH DAKOTA (Nov 22, 2014)
	0	Northern Arizona vs SOUTHERN UTAH (Nov 22, 2014)
Penalties	1	Southern Utah at Northern Arizona (Nov 22, 2014)
	2	Sacramento State at Idaho State (Sep 27, 2014)
	2	Portland State vs UC DAVIS (Oct 04, 2014)
	2	Northern Colorado vs SACRAMENTO STATE (Oct 11, 2014)
	2	Eastern Washington at Southern Utah (Oct 11, 2014)
	2	Cal Poly at Weber State (Oct 11, 2014)
	2	Eastern Washington vs NORTHERN COLORADO (Oct 18, 2014)
	2	Portland State vs EASTERN WASHINGTON (Nov 21, 2014)
Penalties yards	10	Cal Poly at Weber State (Oct 11, 2014)
	10	Eastern Washington vs NORTHERN COLORADO (Oct 18, 2014)