

Recent Results/ Upcoming Schedule

Wednesday, January 8

at Binghamton 79, UMBC 75
Hartford 80, at UMass Lowell 68
at New Hampshire 57, Maine 51
Stony Brook 81, at Vermont 77

Saturday, January 11

at UAlbany 76, Maine 70
at UMass Lowell 85, Binghamton 66
at Stony Brook 73, New Hampshire 48
Vermont 74, at UMBC 50

Wednesday, January 15

UAlbany at New Hampshire, 7 p.m.
UMass Lowell at Maine, 7 p.m.
Stony Brook at Hartford, 7 p.m.
Vermont at Binghamton, 7 p.m.





Saturday, January 18

at New Hampshire 65, UMBC 60
at Vermont 74, Hartford 57
at Stony Brook 70, UAlbany 62





Sunday, January 19

at Maine 86, UAlbany 63





Wednesday, January 22

Binghamton at Stony Brook, 7 p.m. 
UMBC at Hartford, 7 p.m. 
UMass Lowell at UAlbany, 7 p.m. 
Vermont at Maine, 7 p.m. 





Saturday, January 25

Maine at UMBC, 1 p.m. 
Hartford at UAlbany, 3 p.m. 
New Hampshire at Binghamton, 4 p.m. 
UMass Lowell at Vermont, 7 p.m. 





Wednesday, January 28

UAlbany at UMBC, 7 p.m. 
Binghamton at Hartford, 7 p.m. 
Stony Brook at UMass Lowell, 7 p.m. 
Vermont at New Hampshire, 7 p.m. 

Saturday, February 1

Hartford at Maine, 12 p.m. 
New Hampshire at UMass Lowell, 5:30 p.m. 
UMBC at Stony Brook, 7 p.m. 
Vermont at UAlbany, 7 p.m. 

Wednesday, February 5

Binghamton at UAlbany, 7 p.m. 
Hartford at UMBC, 7 p.m. 
Maine at Vermont, 7 p.m. 
UMass Lowell at Stony Brook, 7 p.m. 

2019-20 AMERICA EAST STANDINGS

	Conference							Overall							
	W	L	Pct.	H	A	L5	Streak	W	L	Pct.	H	A	N	L5	Streak
Stony Brook	4	1	.800	2-0	2-1	4-1	W1	13	7	.650	6-1	5-6	2-0	4-1	W1
Vermont	3	1	.750	1-1	2-0	3-1	W3	13	6	.684	6-2	6-3	1-1	4-1	W3
UAlbany	3	1	.750	1-0	2-1	3-1	L1	10	9	.526	5-2	3-7	2-0	4-1	L1
Hartford	3	1	.750	2-0	1-1	3-1	L1	10	9	.526	5-4	5-5	0-0	3-2	L1
UMass Lowell	2	2	.500	1-1	1-1	2-2	L1	8	11	.421	5-6	3-5	0-0	2-3	L1
New Hampshire	2	3	.400	2-1	0-2	2-3	W1	9	9	.500	7-1	2-8	0-0	2-3	W1
Maine	2	3	.400	1-1	1-2	2-3	W2	6	13	.316	5-3	1-10	0-0	2-3	W2
Binghamton	1	4	.200	1-2	0-2	1-4	L3	7	11	.389	6-3	1-8	0-0	1-4	L3
UMBC	0	4	.000	0-2	0-2	0-4	L4	7	12	.368	6-3	1-8	0-1	1-4	L4

PRESEASON POLL

1. Vermont 64 (8)
2. UMBC 53 (1)
3. Stony Brook 48
4. UAlbany 47
5. UMass Lowell 38
6. Binghamton 23
7. Hartford 23
8. Maine 15
9. New Hampshire 13

PRESEASON ALL-CONFERENCE TEAM

Andrew Fleming, Sr., Forward, Maine
Cameron Healy, So., Guard, UAlbany
K.J. Jackson, Sr., Guard, UMBC
Anthony Lamb, Sr., Forward, Vermont
Christian Lutete, Sr., Guard, UMass Lowell
Sam Sessoms, So., Guard, Binghamton

CONFERENCE NEWS & NOTES

- Stony Brook, winner of six of its last seven games, sits atop the conference standings at 4-1.
- The top eight teams in the standings will earn #AEPlayoffs berths with the top four teams earning home quarterfinal games.
- Maine's Sergio El Darwich and UMass Lowell's Connor Withers earned #AEHoops weekly honors for Jan. 20.
- El Darwich averaged 31.0 points, 7.0 rebounds and 9.5 assists in two wins last week.
- Stony Brook is ranked #23 in the Top 25 Mid Major Poll while Vermont is #25.
- Vermont, winner of three in a row, is the highest #AEHoops team in the NCAA NET rankings (#93). The Catamounts are 10th in the nation in field goal percentage defense (.372).
- Hartford's win at Northwestern on Dec. 29 was the fourth for an #AEHoops team over a B1G squad in as many seasons.
- #AEHoops teams now have 10 wins over Power 5 conference and Big East teams in the last five seasons.
- Eight #AEHoops teams had six or more non-league wins for the first time in league history.
- Six programs (UAlbany, Binghamton, Hartford, Maine, New Hampshire and Vermont) matched or surpassed their non-league win total from last season.
- #AEHoops teams have combined for 63 non-conference wins, including 50 vs. Division I opponents, both improvements from 2018-19.
- The Catamounts' win over St. John's on Nov. 16 was its first over a Big East program since 2009.
- Anthony Lamb has been named to the Naismith, Wooden and Oscar Robertson Award Watch Lists. He passed 14-year NBA veteran J.J. Barea for 25th on the conference's all-time scoring list last week.
- Christian Lutete scored 51 points in UMass Lowell's win at LIU on Nov. 9, the second most by an #AEHoops player all time and most since Eddie Benton had 54 for Vermont in 1994.

@AEHOOPSNEWS

Follow @AEHoopsNews on Twitter to stay up-to-date on all things America East basketball from schedules and results to news, highlights and more!



ESPN and the Watch ESPN app are the home for America East basketball and other select sports. To watch games live or on replay, log onto WatchESPN.com or download the ESPN app. International viewers can watch games at AmericaEast.TV.



Throughout the season, the #3Pillars podcast will feature current and America East coaches and student-athletes, members of the media and more! Find it on iTunes and Apple Podcast, Google Podcast and Spotify!

AMERICA EAST VS. CONFERENCES

CONFERENCE	TOTAL	ALB	BING	HART	MAINE	UMBC	UML	UNH	SBU	UVM
ACC	0-5	0-1	0-1	0-0	0-1	0-0	0-0	0-0	0-1	0-1
The American	0-4	0-0	0-0	0-1	0-1	0-0	0-0	0-1	0-0	0-1
ASUN	4-1	0-0	1-0	0-0	0-0	1-0	1-1	0-0	0-0	1-0
Atlantic 10	2-3	0-0	0-0	0-0	0-1	0-1	0-1	0-0	0-0	2-0
Big East	1-5	0-1	0-0	0-0	0-0	0-0	0-0	0-2	0-2	1-0
Big Sky	0-0	0-0	0-0	0-0	0-0	0-0	0-0	0-0	0-0	0-0
Big South	1-1	1-0	0-0	0-1	0-0	0-0	0-0	0-0	0-0	0-0
Big Ten	1-3	0-0	0-1	1-0	0-0	0-0	0-2	0-0	0-0	0-0
Big XII	0-0	0-0	0-0	0-0	0-0	0-0	0-0	0-0	0-0	0-0
Big West	0-0	0-0	0-0	0-0	0-0	0-0	0-0	0-0	0-0	0-0
Colonial	2-4	0-0	0-0	0-0	0-1	1-1	0-0	0-1	0-1	1-0
Conference USA	0-2	0-0	0-0	0-0	0-0	0-0	0-0	0-1	0-1	0-0
Horizon League	0-2	0-0	0-1	0-1	0-0	0-0	0-0	0-0	0-0	0-0
Ivy League	7-8	1-1	0-2	1-0	1-2	0-0	1-1	1-0	1-1	1-1
MAAC	5-6	2-3	0-0	1-0	0-1	0-0	0-0	0-1	2-0	0-0
Mid-American	0-2	0-0	0-0	0-1	0-0	0-1	0-0	0-0	0-0	0-0
MEAC	2-0	0-0	0-0	0-0	0-0	1-0	0-0	0-0	1-0	0-0
Missouri Valley	0-0	0-0	0-0	0-0	0-0	0-0	0-0	0-0	0-0	0-0
Mountain West	0-0	0-0	0-0	0-0	0-0	0-0	0-0	0-0	0-0	0-0
Northeast	12-6	1-0	1-0	2-2	2-0	0-1	3-2	2-0	1-0	1-0
Ohio Valley	0-0	0-0	0-0	0-1	0-0	0-0	0-0	0-0	0-0	0-0
Pac-12	0-1	0-0	0-0	0-0	0-1	0-0	0-0	0-0	0-0	0-0
Patriot	7-8	1-2	2-2	0-0	0-0	0-1	0-2	1-1	1-0	2-0
SEC	0-1	0-0	0-0	0-0	0-0	0-1	0-0	0-0	0-0	0-0
Southern	0-1	0-0	0-0	0-0	0-0	0-0	0-0	0-0	0-0	0-1
Southland	1-1	0-0	0-0	0-0	0-0	0-1	0-0	0-0	1-0	0-0
SWAC	1-0	0-0	0-0	0-0	0-0	0-0	0-0	0-0	1-0	0-0
Summit	0-0	0-0	0-0	0-0	0-0	0-0	0-0	0-0	0-0	0-0
Sun Belt	0-1	0-0	0-0	0-1	0-0	0-0	0-0	0-0	0-0	0-0
WCC	0-1	0-0	0-0	0-0	0-1	0-0	0-0	0-0	0-0	0-0
WAC	1-1	0-0	0-0	0-0	0-1	0-0	0-0	0-0	1-0	0-0
Non-DI	13-0	1-0	2-0	2-0	1-0	4-0	1-0	2-0	1-0	1-0
TOTAL	63-67	7-8	6-7	7-8	4-10	7-8	6-9	7-6	9-6	10-5

WEEKLY AWARD WINNERS

DATE	PLAYER	ROOKIE
Nov. 11	Christian Lutete, UMass Lowell	P.J. Henry, Hartford
Nov. 18	Anthony Lamb, Vermont	George Tinsley, Binghamton
Nov. 25	Sam Sessoms, Binghamton	Brenton Mills, Binghamton
Dec. 2	Obadiah Noel, UMass Lowell	George Tinsley, Binghamton
Dec. 9	Elijah Olaniyi, Stony Brook	Moses Flowers, Hartford
Dec. 16	Ahmad Clark, UAlbany	Trey Hutcheson, UAlbany
Dec. 23	Nick Guadarrama, New Hampshire	Miroslav Stafil, Hartford
Dec. 30	Elijah Olaniyi, Stony Brook	Miroslav Stafil, Hartford
Jan. 6	Obadiah Noel, UMass Lowell	Moses Flowers, Hartford
Jan. 13	Elijah Olaniyi, Stony Brook	Brenton Mills, Binghamton
Jan. 20	Sergio El Darwich, Maine	Connor Withers, UMass Lowell
Jan. 27		
Feb. 3		
Feb. 10		
Feb. 17		
Feb. 24		
Mar. 2		

ACTIVE LEADERS

Scoring

1. Anthony Lamb, Vermont.....	1,693
2. Andrew Fleming, Maine.....	1,279
3. Elijah Olaniyi, Stony Brook.....	1,016
4. Christian Lutete, UMass Lowell.....	995
5. Obadiah Noel, UMass Lowell.....	984
6. Ahmad Clark, UAlbany.....	920
7. Josh Gantz, UMass Lowell.....	904
8. Sam Sessoms, Binghamton.....	909
9. Stef Smith, Vermont.....	831
10. Arkel Lamar, UMBC.....	807

Rebounding

1. Anthony Lamb, Vermont.....	676
2. Andrew Fleming, Maine.....	655
3. Arkel Lamar, UMBC.....	491
4. Elijah Olaniyi, Stony Brook.....	443
5. Josh Gantz, UMass Lowell.....	412

Assists

1. Josh Gantz, UMass Lowell.....	241
2. Ahmad Clark, UAlbany.....	231
3. Andrew Fleming, Maine.....	213
4. Sam Sessoms, Binghamton.....	191
5. K.J. Jackson, UMBC.....	175

Steals

1. Arkel Lamar, UMBC.....	119
2. Josh Gantz, UMass Lowell.....	102
3. K.J. Jackson, UMBC.....	101
4. Ahmad Clark, UAlbany.....	99
5. Andrew Fleming, Maine.....	94

Blocks

1. Anthony Lamb, Vermont.....	145
2. Jeff Otchere, Stony Brook.....	115
3. Josh Gantz, UMass Lowell.....	94
4. Andrew Fleming, Maine.....	81
5. Arkel Lamar, UMBC.....	42

All-Time Head Coaching Wins (As D1 Coach)

1. Bill Herrion, New Hampshire.....	417
2. Will Brown, Albany.....	304
3. John Becker, Vermont.....	206
4. Tommy Dempsey, Binghamton.....	182
5. John Gallagher, Hartford.....	134



Quarterfinals - Saturday, March 7
Semifinals - Tuesday, March 10
Championship Game - Saturday, March 14

After drawing record-attendance figures each over its first five years, every round of the #AEPlayoffs will take place on the higher seed's home court for the fifth-straight season. Playoff positioning is crucial as only four times in 40 years has a team seeded lower than second won the tournament and home teams are 27-6 in the #AEPlayoffs. The league champion will earn an automatic berth into the NCAA Men's Basketball Championship, where America East teams have won nine games all-time, including UMBC's historic upset over #1 Virginia in 2018.

ABOUT THE AMERICA EAST

QUICK FACTS

Founded:	1979 as ECAC North (men's basketball only) 1988-89 (all sports)
Sports (18):	Baseball, M/W Basketball, M/W Cross Country, Field Hockey, M/W Indoor Track and Field, M/W Lacrosse, M/W Outdoor Track and Field, M/W Soccer, Softball, M/W Swimming and Diving, Volleyball
Website:	americaeast.com
Phone:	617.695.6369
Mailing Address:	451 D Street, Suite 702 Boston, MA 02210

MEMBERSHIP

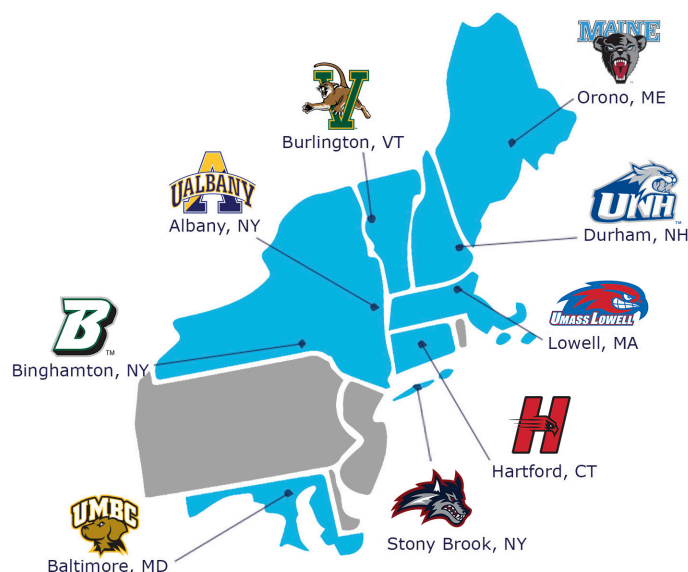
1979	University of Maine, University of New Hampshire, University of Vermont
1985	University of Hartford
2001	University at Albany, Binghamton University, Stony Brook University
2003	UMBC
2013	University of Massachusetts Lowell

IDENTITY

The **3Pillars** of the Complete Student-Athlete



Academic Achievement
Leadership On and Off the Field
Athletic Excellence



CONNECT



@americaeast



/americaeast



/americaeast



@americaeast



americaeast

The America East provides member schools and their athletic programs a platform upon which student-athletes can achieve both collegiate and life success through the promotion and nurturing of athletics excellence, academic achievement and leadership on and off the field.

2018-19 SEASON IN REVIEW

America East

	W	L	Pct.	H	A	L 5	Streak
xy-Vermont	14	2	.875	7-1	7-1	4-1	W3
Stony Brook	12	4	.750	6-2	6-2	3-2	W1
UMBC	11	5	.688	7-1	4-4	3-2	W1
Hartford	10	6	.625	5-3	5-3	4-1	L1
UMass Lowell	7	9	.438	3-5	4-4	1-4	L1
UAlbany	7	9	.438	3-5	4-4	3-2	W1
Binghamton	5	10	.333	2-5	3-5	2-3	W1
Maine	3	13	.188	1-7	2-5	0-5	L8
New Hampshire	3	13	.188	2-6	1-7	2-3	W1

x-Regular-Season champion

y-America East champion

Overall

	W	L	Pct.	H	A	N	L 5	Streak
	27	7	.794	16-2	11-4	0-1	4-1	L1
	24	9	.727	10-4	13-4	1-1	3-2	L2
	21	13	.618	12-4	7-8	2-1	3-2	L1
	18	15	.545	10-4	8-9	0-2	3-2	L1
	15	17	.469	8-5	5-12	2-0	1-4	L2
	12	20	.375	6-8	6-10	0-2	2-3	L1
	10	23	.303	5-10	5-12	0-0	2-3	L1
	5	27	.156	3-10	2-17	0-0	0-5	L9
	5	24	.172	4-11	1-13	0-0	2-3	L1

2019 AMERICA EAST MEN'S BASKETBALL PLAYOFFS

Quarterfinals

- #1 Vermont 73, #8 Maine 57
- #7 Binghamton 78, #2 Stony Brook 72
- #3 UMBC 61, #6 UAlbany 54
- #4 Hartford 78, #5 UMass Lowell 70

Semifinals

- #1 Vermont 84, #7 Binghamton 51
- #2 UMBC 90, #3 Hartford 85 (2OT)

Championship Game

- #1 Vermont 66, #3 UMBC 49

All-Championship Team

K.J. Jackson, UMBC
Anthony Lamb, Vermont
J.R. Lynch, Hartford
Joe Sherburne, UMBC
Stef Smith, Vermont

Most Outstanding Player

Anthony Lamb, Vermont

POSTSEASON RESULTS

NCAA Championship (First Round) - Harford Thursday, March 21

No. 4 Florida State 76, No. 13 Vermont 69

College Basketball Invitational (First Round) Wednesday, March 20

at South Florida 82, Stony Brook 79

ALL-CONFERENCE TEAMS & AWARD WINNERS

First Team

Ernie Duncan, Sr., G, Vermont
Anthony Lamb, Jr., F, Vermont
J.R. Lynch, Sr., G, Hartford
Joe Sherburne, Sr., F, UMBC
Akwas Yeboah, Jr., F, Stony Brook

Second Team

George Blagojevic, Sr., F, Hartford
John Carroll, Sr., F, Hartford
Andrew Fleming, Jr., F, Maine
K.J. Jackson, Jr., G, UMBC
Christian Lutete, Jr., G, UMass Lowell

Third Team

Ahmad Clark, Jr., G, UAlbany
Jason Dunne, Sr., G, Hartford
Cameron Healy, R-Fr., G, UAlbany
Elijah Olaniyi, So., G, Stony Brook
Sam Sessoms, Fr., G, Binghamton

All-Defensive Team

Devonte Campbell, Jr., F, UAlbany
Samuel Dingba, Sr., F, Vermont
K.J. Jackson, Jr., G, UMBC
Anthony Lamb, Jr., F, Vermont
Jeff Otchere, So., C, Stony Brook

All-Rookie Team

Robin Duncan, Fr., G, Vermont
R.J. Eytle-Rock, Fr., G, UMBC
Cameron Healy, R-Fr., G, UAlbany
Miles Latimer, Fr., G, Stony Brook
Sam Sessoms, Fr., G, Binghamton

All-Academic Team

George Blagojevic, Sr., Hartford
Christian Lutete, Jr., UMass Lowell
Joe Sherburne, Sr., UMBC
J.C. Show, Sr., Binghamton
Ilija Stojiljkovic, Sr., Maine

Coach of the Year: John Becker, Vermont


Rookie of the Year: Sam Sessoms, Binghamton

Defensive Player of the Year: Jeff Otchere, Stony Brook

Sixth Man of the Year: Andrew Garcia, Stony Brook

Player of the Year: Anthony Lamb, Vermont





CULTIVATING LEADERS

The America East Conference prides itself on cultivating leaders on and off the field through initiatives that champion diversity, inclusion, sportsmanship, community service and student-athlete well-being.



America East Conference 2019 Men's Basketball Individual Report

Scoring	P	G	FG	3FG	FT	PTS	Avg/G
LUTETE, Christian	g	19	140	45	72	397	20.89
Olaniyi, Elijah	G	20	132	43	78	385	19.25
Sessoms, Sam	G	18	123	37	38	321	17.83
NOEL, Obadiah	g	19	119	31	65	334	17.58
Clark, Ahmad	G	19	99	31	83	312	16.42
Lamb, Anthony	f	19	111	30	58	310	16.32
Foreman, Makale	G	20	104	69	35	312	15.60
Healy, Cameron	G	19	92	53	58	295	15.53
Fleming, Andrew	F	19	113	18	47	291	15.32
Smith, Stef	g	19	100	46	36	282	14.84
Guadarrama, Nick	F	18	92	30	42	256	14.22
El Darwich, Sergio	G	15	73	23	41	210	14.00
Suthlerlin, Sean	G	16	84	2	44	214	13.38
Mills, Brenton	G	18	81	42	24	228	12.67
Garcia, Andrew	G	20	89	20	45	243	12.15
Marks, Hunter	F	19	68	31	58	225	11.84
Jackson, K.J.	G	15	64	14	34	176	11.73
Flowers, Moses	G	19	73	33	29	208	10.95
Martinez, Jayden	F	18	76	23	22	197	10.94
Staff, Miroslav	F	19	76	4	44	200	10.53

Field Goal %	P	G	FGM	FGA	Pct
Hank, Brent - ANY	C	17	16	23	0.70
Akin, Daniel - UMBC	F	18	50	82	0.61
Ochefu, Anthony - SBU	F	19	9	15	0.60
Spasojevic, Dimitrije - UMBC	F	19	79	133	0.59
Otchere, Jeff - SBU	C	20	23	41	0.56
Giddens, Daniel - VERMONT	c	18	31	55	0.56
Petcash, Dan - Bingha	G	18	23	42	0.55
Ingo, Stephane - UMO	F	18	24	44	0.55
LUTETE, Christian - UML	g	19	140	261	0.54
Willis, Yarden - Bingha	C	17	21	40	0.53
Lauderdale, Kendall - ANY	F	19	41	79	0.52
Staff, Miroslav - Hart	F	19	76	149	0.51
Patella, Bailey - VERMONT		19	27	53	0.51
WITHERS, Connor - UML		19	60	119	0.50
NOEL, Obadiah - UML	g	19	119	236	0.50

Free Throw %	P	G	FGM	FGA	Pct
Petcash, Dan - Bingha	G	18	4	4	1.00
Carbone, Mark - UNH	G	14	19	20	0.95
GANTZ, Josh - UML	f	16	18	20	0.90
Pierre Philippe, Tavin - SBU	G	18	18	20	0.90
Duncan, Everett - VERMONT	g	19	46	51	0.90
Rizzuto, Antonio - ANY	G	18	18	20	0.90
Healy, Cameron - ANY	G	19	58	65	0.89
Carter, Traci - Hart	G	19	30	34	0.88
El Darwich, Sergio - UMO	G	15	41	49	0.84
WITHERS, Connor - UML		19	25	30	0.83
Ochefu, Anthony - SBU	F	19	5	6	0.83
Davis, Ryan - VERMONT		18	19	23	0.83
Payne, Meekness - UNH	F	13	5	6	0.83
Sessoms, Sam - Bingha	G	18	38	47	0.81
Foreman, Makale - SBU	G	20	35	43	0.81

Rebounding	P	G	Off	Def	Total	Avg/G
Suthlerlin, Sean - UNH	G	16	27	119	146	9.13
Tinsley, George - Bingha	F	17	42	97	139	8.18
Guadarrama, Nick - UNH	F	18	46	101	147	8.17
LUTETE, Christian - UML	g	19	41	104	145	7.63
Lamb, Anthony - VERMONT	f	19	30	114	144	7.58
Sarr, Pierre - Bingha	F	17	29	94	123	7.24
Olaniyi, Elijah - SBU	G	20	23	114	137	6.85
Martinez, Jayden - UNH	F	18	33	83	116	6.44
Gueye, Mouhamadou - SBU	F	20	24	102	126	6.30
Garcia, Andrew - SBU	G	20	48	78	126	6.30
Marks, Hunter - Hart	F	19	22	97	119	6.26
Otchere, Jeff - SBU	C	20	41	79	120	6.00
Fleming, Andrew - UMO	F	19	25	88	113	5.95
Lester, Chris - UNH	F	16	32	60	92	5.75
De Sousa, Malachi - ANY	F	18	18	83	101	5.61
Horvath, Brandon - UMBC	F	19	26	79	105	5.53
Prijovic, Nedeljko - UMO	F	19	25	79	104	5.47
WITHERS, Connor - UML		19	28	75	103	5.42
Sessoms, Sam - Bingha	G	18	28	63	91	5.06
NOEL, Obadiah - UML	g	19	22	74	96	5.05

Assists	P	G	No	Avg/G
Carter, Traci - Hart	G	19	82	4.32
Sessoms, Sam - Bingha	G	18	76	4.22
Clark, Ahmad - ANY	G	19	68	3.58
OWENS, Jordyn - UML	g	18	66	3.67
Jackson, K.J. - UMBC	G	15	65	4.33
El Darwich, Sergio - UMO	G	15	65	4.33
NOEL, Obadiah - UML	g	19	61	3.21
Fleming, Andrew - UMO	F	19	54	2.84
Healy, Cameron - ANY	G	19	53	2.79
Lamb, Anthony - VERMONT	f	19	50	2.63
Smith, Stef - VERMONT	g	19	49	2.58
Duncan, Robin - VERMONT		19	49	2.58
Maultsby, Marque - UNH	G	17	49	2.88
Suthlerlin, Sean - UNH	G	16	45	2.81
Olaniyi, Elijah - SBU	G	20	44	2.20

Steals	P	G	No	Avg/G
Carter, Traci - Hart	G	19	41	2.16
Garcia, Andrew - SBU	G	20	31	1.55
Sessoms, Sam - Bingha	G	18	29	1.61
NOEL, Obadiah - UML	g	19	29	1.53
Olaniyi, Elijah - SBU	G	20	26	1.30
El Darwich, Sergio - UMO	G	15	26	1.73
Flowers, Moses - Hart	G	19	25	1.32
Fleming, Andrew - UMO	F	19	25	1.32
WITHERS, Connor - UML		19	24	1.26
Jackson, K.J. - UMBC	G	15	24	1.60
Smith, Stef - VERMONT	g	19	23	1.21
Clark, Ahmad - ANY	G	19	23	1.21
Duncan, Robin - VERMONT		19	22	1.16
Mitchell, D.J. - Hart	G	19	20	1.05
Latimer, Miles - SBU	G	20	20	1.00

America East Conference 2019 Men's Basketball Individual Report

3-Point FG %	P	G	FGM	FGA	Pct
Ochefu,Anthony - SBU	F	19	3	6	0.50
Petcash,Dan - Bingha	G	18	14	30	0.47
NOEL, Obadiah - UML	g	19	31	67	0.46
Garcia,Andrew - SBU	G	20	20	48	0.42
LUTETE, Christian - UML	g	19	45	109	0.41
Guadarrama,Nick - UNH	F	18	30	74	0.41
Horvath,Brandon - UMBC	F	19	21	52	0.40
Mills,Brenton - Bingha	G	18	42	109	0.39
Foreman,Makale - SBU	G	20	69	179	0.39
Smith, Stef - VERMONT	g	19	46	117	0.39
Caldwell Jr.,Richard - Bingha		18	18	48	0.38
Olaniyi,Elijah - SBU	G	20	43	113	0.38
Schwietz,Jack - UMBC	G	15	9	24	0.38
Ingo,Stephane - UMO	F	18	3	8	0.38
Hutcheson,Trey - ANY	G	19	20	53	0.38

Blocked Shots	P	G	No	Avg/G
Gueye,Mouhamadou - SBU	F	20	46	2.30
Otchere,Jeff - SBU	C	20	37	1.85
Lamb, Anthony - VERMONT	f	19	26	1.37
WITHERS, Connor - UML		19	23	1.21
Tinsley,George - Bingha	F	17	20	1.18
Ingo,Stephane - UMO	F	18	18	1.00
Fleming,Andrew - UMO	F	19	16	0.84
Prijovic,Nedeljko - UMO	F	19	14	0.74
Hutcheson,Trey - ANY	G	19	14	0.74
Martinez,Jayden - UNH	F	18	13	0.72
Willis,Yarden - Bingha	C	17	12	0.71
Giddens, Daniel - VERMONT	c	18	12	0.67
Marks,Hunter - Hart	F	19	12	0.63
Hansen,Romani - ANY	F	19	12	0.63
Stafil,Miroslav - Hart	F	19	11	0.58

Offensive Rebounds	P	G	No	Avg/G
Guadarrama,Nick - UNH	F	18	46	2.56
Tinsley,George - Bingha	F	17	42	2.47
Garcia,Andrew - SBU	G	20	48	2.40
LUTETE, Christian - UML	g	19	41	2.16
Otchere,Jeff - SBU	C	20	41	2.05
Lester,Chris - UNH	F	16	32	2.00
Martinez,Jayden - UNH	F	18	33	1.83
Davis, Ryan - VERMONT		18	31	1.72
Sarr,Pierre - Bingha	F	17	29	1.71
Antoms,Miks - UMO	F	16	27	1.69
Suthlerlin,Sean - UNH	G	16	27	1.69
Lamb, Anthony - VERMONT	f	19	30	1.58
Hansen,Romani - ANY	F	19	30	1.58
Sessoms,Sam - Bingha	G	18	28	1.56
WITHERS, Connor - UML		19	28	1.47

Defensive Rebounds	P	G	No	Avg/G
Suthlerlin,Sean - UNH	G	16	119	7.44
Lamb, Anthony - VERMONT	f	19	114	6.00
Tinsley,George - Bingha	F	17	97	5.71
Olaniyi,Elijah - SBU	G	20	114	5.70
Guadarrama,Nick - UNH	F	18	101	5.61
Sarr,Pierre - Bingha	F	17	94	5.53
LUTETE, Christian - UML	g	19	104	5.47
Marks,Hunter - Hart	F	19	97	5.11
Gueye,Mouhamadou - SBU	F	20	102	5.10
Fleming,Andrew - UMO	F	19	88	4.63
De Sousa,Malachi - ANY	F	18	83	4.61
Martinez,Jayden - UNH	F	18	83	4.61
El Darwich,Sergio - UMO	G	15	67	4.47
Clark,Ahmad - ANY	G	19	82	4.32
Healy,Cameron - ANY	G	19	82	4.32

Minutes Played	P	G	No	Avg/G
Tinsley,George - Bingha	F	17	647	38.06
NOEL, Obadiah - UML	g	19	670	35.26
Marks,Hunter - Hart	F	19	657	34.58
LUTETE, Christian - UML	g	19	652	34.32
Sessoms,Sam - Bingha	G	18	615	34.17
Fleming,Andrew - UMO	F	19	645	33.95
Mills,Brenton - Bingha	G	18	611	33.94
El Darwich,Sergio - UMO	G	15	506	33.73
Olaniyi,Elijah - SBU	G	20	672	33.60
Suthlerlin,Sean - UNH	G	16	537	33.56
Foreman,Makale - SBU	G	20	670	33.50
Jackson,K.J. - UMBC	G	15	499	33.27
Guadarrama,Nick - UNH	F	18	597	33.17
Healy,Cameron - ANY	G	19	613	32.26
Carter,Traci - Hart	G	19	602	31.68

3-Point FG	P	G	3FG	Avg/G
Ochefu,Anthony - SBU	F	19	3	0.50
Petcash,Dan - Bingha	G	18	14	0.47
NOEL, Obadiah - UML	g	19	31	0.46
Garcia,Andrew - SBU	G	20	20	0.42
LUTETE, Christian - UML	g	19	45	0.41
Guadarrama,Nick - UNH	F	18	30	0.41
Horvath,Brandon - UMBC	F	19	21	0.40
Mills,Brenton - Bingha	G	18	42	0.39
Foreman,Makale - SBU	G	20	69	0.39
Smith, Stef - VERMONT	g	19	46	0.39
Caldwell Jr.,Richard - Bingha		18	18	0.38
Olaniyi,Elijah - SBU	G	20	43	0.38
Schwietz,Jack - UMBC	G	15	9	0.38
Ingo,Stephane - UMO	F	18	3	0.38
Hutcheson,Trey - ANY	G	19	20	0.38

Assist/Turnover Ratio	G	Ast	T/O	Avg/G
Wright-Mcleish,Ja'Shonte - UMO	18	10	3	3.33
Duncan, Everett - VERMONT	19	27	10	2.70
Dunne,Michael - Hart	14	7	3	2.33
Council,Ricky - UMBC	15	8	4	2.00
Demuth, Duncan - VERMONT	16	4	2	2.00
Maultsby,Marque - UNH	17	49	25	1.96
McKenzie,Jordan - SBU	20	27	14	1.93
Boxus,Romain - Hart	19	15	8	1.88
Carter,Traci - Hart	19	82	47	1.74
Mitchell,D.J. - Hart	19	26	15	1.73
WITHERS, Connor - UML	19	37	23	1.61
Hopkins,Josh - UNH	18	31	20	1.55
GANTZ, Josh - UML	16	30	20	1.50
Stephenson-Moore,Tyler - SBU	15	3	2	1.50
Mills,Brenton - Bingha	18	25	17	1.47

America East Conference 2019 Men's Basketball Statistics

Scoring Offense	G	W-L	Pts	Avg/G
UMass Lowell	19	8-11-0	1446	76.11
Stony Brook	20	13-7-0	1411	70.55
New Hampshire	18	9-9-0	1264	70.22
Binghamton	18	7-11-0	1257	69.83
Vermont	19	13-6-0	1324	69.68
UMBC	19	7-12-0	1323	69.63
UAlbany	19	10-9-0	1289	67.84
Hartford	19	10-9-0	1270	66.84
Maine	19	6-13-0	1177	61.95

Scoring Margin	G	Offense	Defense	Margin
Vermont	19	69.7	59.2	10.5
Stony Brook	20	70.6	64.7	5.8
New Hampshire	18	70.2	66.1	4.1
UMass Lowell	19	76.1	74.8	1.3
UMBC	19	69.6	68.7	0.9
UAlbany	19	67.8	67.9	-0.1
Hartford	19	66.8	68.8	-2.0
Binghamton	18	69.8	76.4	-6.6
Maine	19	61.9	70.4	-8.5

Field Goal Percentages	G	FGM	FGA	Pct
UMass Lowell	19	517	1130	0.458
UMBC	19	482	1081	0.446
Vermont	19	474	1093	0.434
Stony Brook	20	484	1144	0.423
UAlbany	19	436	1031	0.423
Hartford	19	445	1059	0.420
Binghamton	18	458	1099	0.417
Maine	19	429	1032	0.416
New Hampshire	18	460	1112	0.414

3pt FG Pct	G	FGM	FGA	Pct
Stony Brook	20	183	508	0.360
UMass Lowell	19	137	395	0.347
Hartford	19	147	431	0.341
Binghamton	18	173	516	0.335
UAlbany	19	143	428	0.334
New Hampshire	18	157	483	0.325
UMBC	19	137	425	0.322
Vermont	19	150	480	0.313
Maine	19	129	443	0.291

Scoring Defense	G	Pts	Avg/G
Vermont	19	1125	59.2
Stony Brook	20	1294	64.7
New Hampshire	18	1190	66.1
UAlbany	19	1291	67.9
UMBC	19	1306	68.7
Hartford	19	1308	68.8
Maine	19	1338	70.4
UMass Lowell	19	1422	74.8
Binghamton	18	1375	76.4

Free Throw Pct	G	W-L	Pts	Pct
Binghamton	18	168	234	0.718
UMass Lowell	19	275	384	0.716
Vermont	19	226	316	0.715
UAlbany	19	274	387	0.708
Stony Brook	20	260	369	0.705
Hartford	19	233	333	0.700
Maine	19	190	278	0.683
New Hampshire	18	187	291	0.643
UMBC	19	222	364	0.610

Field Goal % Defense	G	FGM	Pct
Binghamton	18	521	0.45
UMass Lowell	19	545	0.45
Maine	19	467	0.45
UMBC	19	448	0.43
Hartford	19	478	0.42
UAlbany	19	457	0.40
New Hampshire	18	409	0.40
Stony Brook	20	455	0.38
Vermont	19	388	0.37

3pt FG Pct Defense	G	FGM	FGA	Pct
Hartford	19	121	421	0.287
Vermont	19	127	419	0.303
UMBC	19	145	454	0.319
UMass Lowell	19	139	431	0.323
UAlbany	19	147	455	0.323
New Hampshire	18	129	394	0.327
Binghamton	18	138	417	0.331
Maine	19	144	428	0.336
Stony Brook	20	168	487	0.345

Rebounding Offense	G	Rebounds	Avg/G
New Hampshire	18	776	43.1
Stony Brook	20	793	39.7
Vermont	19	709	37.3
Binghamton	18	650	36.1
UMass Lowell	19	680	35.8
UAlbany	19	668	35.2
UMBC	19	648	34.1
Hartford	19	645	33.9
Maine	19	634	33.4

Rebounding Margin	G	Team	Avg	Opp	Avg	Margin
New Hampshire	18	776	43.1	628	34.9	8.2
Stony Brook	20	793	39.7	724	36.2	3.5
Vermont	19	709	37.3	654	34.4	2.9
Maine	19	634	33.4	616	32.4	0.9
UAlbany	19	668	35.2	660	34.7	0.4
UMass Lowell	19	680	35.8	696	36.6	-0.8
UMBC	19	648	34.1	667	35.1	-1.0
Binghamton	18	650	36.1	700	38.9	-2.8
Hartford	19	645	33.9	741	39.0	-5.1

America East Conference 2019 Men's Basketball Statistics

Assists	G	No	Avg/G
UMass Lowell	19	292	15.37
Maine	19	281	14.79
New Hampshire	18	251	13.94
UMBC	19	254	13.37
Vermont	19	247	13.00
UAlbany	19	247	13.00
Hartford	19	244	12.84
Stony Brook	20	238	11.90
Binghamton	18	209	11.61

Assists/Turnover Ratio	G	Ast.	Avg	T/O	Avg	Ratio
UMass Lowell	19	292	15.4	258	13.6	1.13
Vermont	19	247	13.0	223	11.7	1.11
UMBC	19	254	13.4	253	13.3	1.00
Maine	19	281	14.8	297	15.6	0.95
New Hampshire	18	251	13.9	266	14.8	0.94
UAlbany	19	247	13.0	273	14.4	0.90
Hartford	19	244	12.8	274	14.4	0.89
Binghamton	18	209	11.6	243	13.5	0.86
Stony Brook	20	238	11.9	309	15.5	0.77

Turnover Margin	G	Team	Avg	Opp	Avg	Margin
UMBC	19	253	13.3	278	14.6	1.32
Vermont	19	223	11.7	241	12.7	0.95
UMass Lowell	19	258	13.6	270	14.2	0.63
Hartford	19	274	14.4	261	13.7	-0.68
UAlbany	19	273	14.4	252	13.3	-1.11
New Hampshire	18	266	14.8	241	13.4	-1.39
Stony Brook	20	309	15.5	270	13.5	-1.95
Maine	19	297	15.6	228	12.0	-3.63
Binghamton	18	243	13.5	169	9.4	-4.11

Offensive Rebounds	G	No	Avg/G
New Hampshire	18	215	11.9
Stony Brook	20	212	10.6
Binghamton	18	185	10.3
UMass Lowell	19	186	9.8
Vermont	19	185	9.7
Maine	19	178	9.4
UMBC	19	173	9.1
UAlbany	19	150	7.9
Hartford	19	146	7.7

Rebounding Defense	G	Rebounds	Avg/G
Maine	19	616	32.4
Vermont	19	654	34.4
UAlbany	19	660	34.7
New Hampshire	18	628	34.9
UMBC	19	667	35.1
Stony Brook	20	724	36.2
UMass Lowell	19	696	36.6
Binghamton	18	700	38.9
Hartford	19	741	39.0

Defensive Rebounds Pct	G	D-Reb	Opp-OR	D-Reb %
New Hampshire	18	561	134	418.66
Stony Brook	20	581	216	268.98
Vermont	19	524	171	306.43
UAlbany	19	518	182	284.62
Hartford	19	499	218	228.90
UMass Lowell	19	494	217	227.65
Binghamton	18	465	205	226.83
UMBC	19	475	170	279.41
Maine	19	456	162	281.48

Blocked Shots	G	No	Avg/G
Stony Brook	20	104	5.20
Vermont	19	68	3.58
Binghamton	18	60	3.33
Maine	19	61	3.21
UMass Lowell	19	54	2.84
UAlbany	19	53	2.79
Hartford	19	47	2.47
New Hampshire	18	40	2.22
UMBC	19	33	1.74

3pt FG Made	G	No	Avg/G
Stony Brook	20	183	9.2
UMass Lowell	19	137	7.2
Hartford	19	147	7.7
Binghamton	18	173	9.6
UAlbany	19	143	7.5
New Hampshire	18	157	8.7
UMBC	19	137	7.2
Vermont	19	150	7.9
Maine	19	129	6.8

Steals	G	No	Avg/G
Hartford	19	141	7.42
UMass Lowell	19	137	7.21
Stony Brook	20	134	6.70
Maine	19	121	6.37
Vermont	19	114	6.00
UMBC	19	105	5.53
UAlbany	19	103	5.42
New Hampshire	18	90	5.00
Binghamton	18	82	4.56

Defensive Rebounds	G	No	Avg/G
New Hampshire	18	561	31.2
Stony Brook	20	581	29.1
Vermont	19	524	27.6
UAlbany	19	518	27.3
Hartford	19	499	26.3
UMass Lowell	19	494	26.0
Binghamton	18	465	25.8
UMBC	19	475	25.0
Maine	19	456	24.0

Rebounding Offense	G	Team	Avg	Opp	Avg	Margin
New Hampshire	18	776	43.1	628	34.9	8.2
Stony Brook	20	793	39.7	724	36.2	3.5
Vermont	19	709	37.3	654	34.4	2.9
Maine	19	634	33.4	616	32.4	0.9
UAlbany	19	668	35.2	660	34.7	0.4
UMass Lowell	19	680	35.8	696	36.6	-0.8
UMBC	19	648	34.1	667	35.1	-1.0
Binghamton	18	650	36.1	700	38.9	-2.8
Hartford	19	645	33.9	741	39.0	-5.1

America East Conference 2019 Men's Basketball Schedule and Results

Binghamton (7-11-0, 1-4-0)			Att
11/05/2019	at Cornell	L 64-84	1282
11/10/2019	at Michigan St.	L 47-100	14797
11/13/2019	at Columbia	L 63-75	801
11/16/2019	Sacred Heart	W 76-72	2510
11/20/2019	at NJIT	W 77-75	504
11/23/2019	Army West Point	W 88-73	2514
11/26/2019	SUNY Oneonta	W 90-69	1346
12/01/2019	at Loyola Maryland	L 65-77	426
12/04/2019	Colgate	L 74-82	1626
12/07/2019	Boston U.	W 84-79	2005
12/18/2019	at Youngstown St.	L 55-73	1988
12/20/2019	at Pittsburgh	L 53-79	7226
12/29/2019	Hartwick	W 98-45	2002
01/04/2020	* UAlbany	L 62-74	3035
01/08/2020	* UMBC	W 79-75	1413
01/11/2020	* at UMass Lowell	L 66-85	1420
01/15/2020	* Vermont	L 53-72	1556
01/19/2020	* at Maine	L 63-86	800

Hartford (10-9-0, 3-1-0)			Att
11/05/2019	at Central Conn. St.	W 74-59	2115
11/07/2019	Winthrop	L 57-67	1014
11/12/2019	at Marist	W 62-51	1018
11/16/2019	Gordon	W 86-79	660
11/18/2019	at Oakland	L 50-60	2987
11/21/2019	Emerson	W 78-63	2092
11/24/2019	Merrimack	L 58-62	599
11/27/2019	at SMU	L 58-90	3874
11/30/2019	at Texas St.	L 55-69	1427
12/05/2019	St. Francis Brooklyn	L 78-84	577
12/08/2019	Sacred Heart	L 62-79	845
12/14/2019	Wagner	W 71-63	698
12/22/2019	Cornell	W 80-76	662
12/29/2019	at Northwestern	W 67-66	5304
12/31/2019	at Bowling Green	L 68-81	1632
01/04/2020	* New Hampshire	W 61-52	770
01/08/2020	* at UMass Lowell	W 80-68	478
01/15/2020	* Stony Brook	W 68-65	846
01/18/2020	* at Vermont	L 57-74	3266

Maine (6-13-0, 2-3-0)			Att
12/11/2019	Dartmouth	L 44-77	748
12/07/2019	at Central Conn. St.	W 66-64	1107
12/04/2019	at Northeastern	L 63-78	628
12/01/2019	at UConn	L 40-64	7129
12/15/2019	Quinnipiac	L 61-81	988
11/06/2019	Merrimack	W 84-64	1089
11/10/2019	at Harvard	L 46-67	1234
11/16/2019	at Portland	L 62-71	1721
11/19/2019	at Washington	L 53-72	8072
11/24/2019	Maine Maritime	W 90-50	1440
11/27/2019	at Virginia	L 26-46	14109
12/20/2019	at Massachusetts	L 53-74	2194
12/29/2019	at Hawaii	L 51-91	5036
01/02/2020	Columbia	W 75-72	682
01/05/2020	* Stony Brook	L 52-73	798
01/08/2020	* at New Hampshire	L 51-57	323
01/11/2020	* at UAlbany	L 70-76	1885
01/15/2020	* UMass Lowell	W 104-98	725
01/19/2020	* Binghamton	W 86-63	800

New Hampshire (9-9-0, 2-3-0)			Att
11/05/2019	Curry	W 93-29	222
11/09/2019	Holy Cross	W 87-83	501
11/12/2019	at St. John's (NY)	L 61-74	3320
11/16/2019	at Boston University	L 70-84	819
11/19/2019	at Central Conn. St.	W 77-63	1274
11/23/2019	at James Madison	L 71-78	2080
11/26/2019	Bryant	W 87-76	422
11/30/2019	at FIU	L 69-70	653
12/04/2019	Maine Maritime	W 91-37	293
12/07/2019	at Quinnipiac	L 67-75	1115
12/18/2019	at Marist	W 64-56	912
12/22/2019	at UConn	L 62-88	9374
12/30/2019	Dartmouth	W 70-56	438
01/04/2020	* at Hartford	L 52-61	770
01/08/2020	* Maine	W 57-51	323
01/11/2020	* at Stony Brook	L 48-73	2422
01/15/2020	* UAlbany	L 73-76	393
01/18/2020	* UMBC	W 65-60	559

America East Conference 2019 Men's Basketball Schedule and Results

Stony Brook (13-7-0, 4-1-0)

			Att
11/17/2019	at North Dakota St.	W 64-57	468
11/05/2019	Yale	L 69-74	3183
11/09/2019	at Seton Hall	L 57-74	1655
11/11/2019	Farmingdale St.	W 91-44	2049
11/23/2019	at Wagner	W 87-84	1266
11/15/2019	at A&M-Corpus Christi	W 68-63	1078
11/16/2019	UTRGV	W 69-58	457
11/27/2019	at Delaware	L 61-75	1771
12/02/2019	Manhattan	W 65-47	2083
12/07/2019	Brown	W 79-63	2943
12/10/2019	at Hofstra	L 63-71	3111
12/14/2019	at Providence	L 78-82	5861
12/18/2019	at Virginia	L 44-56	13665
12/21/2019	at American	W 77-74	1119
12/29/2019	Norfolk St.	W 81-65	
01/05/2020	* at Maine	W 73-52	798
01/08/2020	* at Vermont	W 81-77	2847
01/11/2020	* New Hampshire	W 73-48	2422
01/15/2020	* at Hartford	L 65-68	846
01/18/2020	* UAlbany	W 70-62	2763

UMass Lowell (8-11-0, 2-2-0)

			Att
11/05/2019	at Massachusetts	L 64-79	2563
11/08/2019	at LIU	W 87-74	681
11/10/2019	at Ohio St.	L 56-76	11632
11/12/2019	UMass Boston	W 88-45	557
11/15/2019	Jacksonville	L 78-80	1166
11/16/2019	Merrimack	L 58-60	696
11/17/2019	Dartmouth	L 75-80	534
11/26/2019	Brown	W 75-63	501
12/01/2019	Central Conn. St.	W 73-71	779
12/04/2019	Sacred Heart	L 86-89	554
12/07/2019	St. Francis Brooklyn	W 94-63	443
12/11/2019	at NJIT	W 72-66	355
12/21/2019	Boston U.	L 62-74	773
12/27/2019	at Loyola Maryland	L 81-93	544
12/29/2019	at Michigan	L 60-86	12707
01/04/2020	* at UMBC	W 86-73	1219
01/08/2020	* Hartford	L 68-80	478
01/11/2020	* Binghamton	W 85-66	1420
01/15/2020	* at Maine	L 98-104	725

UAlbany (10-9-0, 3-1-0)

			Att
12/10/2019	at Boston College	L 51-72	3874
11/09/2019	Lehigh	L 70-74	2039
11/13/2019	Canisius	W 83-57	1808
11/16/2019	at Manhattan	L 51-57	1029
11/19/2019	SUNY Potsdam	W 78-52	2124
11/22/2019	at Quinnipiac	L 69-86	890
11/23/2019	Sacred Heart	W 72-65	
11/24/2019	Presbyterian	W 65-60	
11/30/2019	American	W 68-64	1506
12/04/2019	Yale	L 52-61	2337
12/07/2019	at Bucknell	L 64-65	2059
12/14/2019	Niagara	W 84-80	1776
12/18/2019	at St. John's (NY)	L 57-85	2963
12/21/2019	at Monmouth	L 70-72	1669
12/30/2019	at Columbia	W 67-66	1395
01/04/2020	* at Binghamton	W 74-62	3035
01/11/2020	* Maine	W 76-70	1885
01/15/2020	* at New Hampshire	W 76-73	393
01/18/2020	* at Stony Brook	L 62-70	2763

UMBC (7-12-0, 0-4-0)

			Att
11/05/2019	Valley Forge	W 134-46	812
11/09/2019	at FGCU	W 65-61	3054
11/13/2019	St. Mary's (MD)	W 79-57	618
11/16/2019	Georgian Court	W 60-48	764
11/19/2019	at LSU	L 50-77	8783
11/22/2019	Eastern Mich.	L 45-62	
11/24/2019	at Nicholls St.	L 72-82	1653
11/30/2019	Drexel	W 85-60	1308
12/03/2019	at American	L 61-85	789
12/07/2019	Saint Francis (PA)	L 60-63	913
12/10/2019	at Towson	L 71-77	1811
12/15/2019	Coppin St.	W 86-77	2164
12/17/2019	at Georgetown	L 55-81	4088
12/21/2019	at George Mason	L 53-69	3458
12/30/2019	Penn St.-York	W 89-57	882
01/04/2020	* UMass Lowell	L 73-86	1219
01/08/2020	* at Binghamton	L 75-79	1413
01/11/2020	* Vermont	L 50-74	2004
01/18/2020	* at New Hampshire	L 60-65	559

Vermont (13-6-0, 3-1-0)

			Att
11/08/2019	at St. Bonaventure	W 61-59	4489
11/10/2019	at Bucknell	W 66-63	2321
11/13/2019	Boston U.	W 62-47	2780
11/16/2019	at St. John's (NY)	W 70-68	4054
11/19/2019	at Virginia	L 55-61	13913
11/23/2019	at Central Conn. St.	W 81-49	7862
11/24/2019	Rider	L 67-72	5822
11/27/2019	Gallaudet	W 93-44	2819
12/01/2019	at Yale	L 52-65	812
12/03/2019	at Cincinnati	L 73-82	10220
12/07/2019	Towson	W 55-38	2970
12/18/2019	UNC Greensboro	L 53-54	2592
12/20/2019	Lipscomb	W 86-63	2641
12/31/2019	George Washington	W 76-51	3228
01/02/2020	at Dartmouth	W 77-68	2100
01/08/2020	* Stony Brook	L 77-81	2847
01/11/2020	* at UMBC	W 74-50	2004
01/15/2020	* at Binghamton	W 72-53	1556
01/18/2020	* Hartford	W 74-57	3266