



2013 America East Men's and Women's Basketball Championship

Presented by SEFCU

Media Information

March 8-10 :: SEFCU Arena:: Albany, N.Y.: Quarterfinal and Semifinal Rounds

Director of Communications: Sean Tainsh, cell: 617-999-9947, tainsh@americaeast.com
Director of Strategic Media (WBB Contact): Jared Hager, cell: 508-517-6259, hager@americaeast.com

Twitter: @AmericaEast :: www.Facebook.com/AmericaEast :: Youtube.com/AmericaEast :: AExtra.blogspot.com

Media Information

AWARDS RECEPTIONS

The conference's annual award winners will be unveiled at separate men's and women's receptions to be held at the Campus Center Ballroom on University at Albany's campus (see attached map). The women's reception will be held Thursday, March 7 at 5 p.m., while the men's will be held Friday, March 8 at 5 p.m. All head coaches and student-athletes will be in attendance and will be available for photos and interviews following the program. Media interested in attending should contact Sean Tainsh or Jared Hager.

PARKING

Media, with proper parking passes, will be admitted to the Media Parking Lot (campus map on page 3). The Media Parking Lot is a gravel lot adjacent to the bus circle at SEFCU Arena. In the event that the Media Parking Lot is full, the Dutch Gold Lot will be open for general parking. If you are in need of a parking pass, contact either Sean Tainsh or Jared Hager at America East

MEDIA ENTRANCE/WILL CALL

The media entrance to SEFCU Arena will be through the main entrance to the building, into the main lobby. Those who requested to pick up credentials at Will Call will do so at the Physical Education Building directly across from the main entrance to SEFCU Arena. All others should have received credentials via mail or delivery from a member of the conference office. Any credential issues should be directed to Sean Tainsh or Jared Hager at America East.

MEDIA WORKROOM

The media work room is located on the arena level of SEFCU Arena adjacent to Albany's regular-season workroom. Media will have access to the workroom through the locker room tunnel located to the right of of press row. The room will have wireless internet, power outlets, work tables and phone lines, as well as game notes, box scores and other useful materials.

HOSPITALITY

Complimentary media buffets, for credentialed personnel only will be available adjacent to the media work room beginning one hour before each session.

PRESS ROW SEATING

Due to limited space, press row seating will be assigned on a priority basis to media outlets that cover America East basketball regularly throughout the regular season. Seating will be reserved for outlets during sessions in which the team(s) they are covering are playing. Please only sit at spaces that are designated for you and/or your media outlet. Overflow seating will be available. Please direct any questions or concerns to Sean Tainsh or Jared Hager.

WIRELESS/PHONES/LIVE STATS

Wireless internet access is available throughout SEFCU Arena for members of the working media. The wireless network name is "ualbany athletics". Once the web browser is open, you can connect to the network using user name "athletics" and password "greatdanes".

There will be a limited number of phone lines on press row and in the media work room. To dial out on the phones in SEFCU Arena press "8"

Media live stats for all games can be accessed at "<http://http://www.stat-broadcast.com/events/statmonitr.php?gid=ameast>"

Welcome to the 2013 Men's and Women's Basketball Championship! The next three days, March 8-10, is an exciting time to be a part of America East basketball as the combined format comes to Albany. I'm thrilled to assist you in covering this event, and ask that you do not hesitate to ask myself or any of the conference staff if you have any questions at all. Thanks for your coverage and enjoy the games!
- Jared Hager



Notebooks

TOURNAMENT SCHEDULE

Women's Quarterfinals

Friday, March 8 at SEFCU Arena, Albany, NY

Game 1- #2 Hartford vs. #7 Binghamton, 12:02 pm

Game 2- #3 UMBC vs. #6 Vermont, 30 minutes following conclusion of prior game

Game 3- #4 Stony Brook vs. #5 New Hampshire, 6:02 pm

Men's Quarterfinals

Saturday, March 9 at SEFCU Arena, Albany, NY

Game 1- #2 Vermont vs. #7 New Hampshire, 12:02 pm

Game 2- #3 Hartford vs. #6 UMBC, 30 minutes following conclusion of prior game

Game 3- #1 Stony Brook vs. #8 Binghamton, 6:02 pm

Game 4- #4 Albany vs. #5 Maine, 30 minutes following conclusion of prior game

Women's Semifinals

Sunday, March 10 at SEFCU Arena, Albany, NY

Game 4- Winner Game 1 vs. Winner Game 2, 11:02 a.m.

Game 5- Winner Game 3 vs. #1 Albany, 30 minutes following conclusion of prior game

Men's Semifinals

Sunday, March 10 at SEFCU Arena, Albany, NY

Game 5- Winner Game 1 vs. Winner Game 2, 5:02 p.m.

Game 6- Winner Game 3 vs. Winner Game 4, 30 minutes following conclusion of prior game

Men's Championship Game

Saturday, March 16

Game 7- Winner Game 5 vs. Winner Game 6, 11:32 a.m. (at home court of higher remaining seed)

Women's Championship Game

Saturday, March 16

Game 6- Winner Game 4 vs. Winner Game 5, 7:02 p.m. (at home court of higher remaining seed)

All games will be streamed live on ESPN3 and via the WatchESPN app on your mobile device. The men's title game will be televised on ESPN2, while the women's will be available on Fox College Sports and ESPN3.

Team Profiles

Record Book

Statistics

PRESS CONFERENCES

Postgame press conferences with each team's coach and selected players are held following a cooling-off period in the interview room located upstairs adjacent to the media work room.

The winning coach and a minimum of two student-athletes are required in the media interview room no later than 10 minutes following the conclusion of the game. The coach will start the press conference with an opening statement. Questions will then be asked for the student-athletes only. When there are no further questions for the student-athletes, they will be dismissed and questions will be asked of the coach. The session with the winning team will be limited to 15 minutes.

The losing coach and a minimum two student-athletes are required in the media interview room following the winning team. The coach will start the press conference with an opening statement. Questions will then be asked for the student-athletes only. When there are no further questions for the student-athletes, they will be dismissed and questions will be asked of the coach. The session with the losing team will be limited to 10 minutes.

After fulfilling the commitment to the media interview room, coaches and student-athletes may participate in any interview requests, which should be made via the team's respective SID.

America East will provide a conference moderator for the media interview room. Press conferences will be streamed live on www.AmericaEast.com. Press conferences quotes will also be made available in the media room in a reasonable amount of time following the conclusion of the game and will also be posted on www.AmericaEast.com.

Locker rooms are CLOSED to all media at the America East Men's and Women's Basketball Championships.

HALFTIME INTERVIEWS

Halftime interviews are permitted on the court when requested by television or radio. Please contact Sean Tainsh or Jared Hager of America East to request such interviews.

LIVE SHOT POLICY

Outlets wishing to do live shots from inside SEFCU should make such requests to Sean Tainsh or Jared Hager of America East. Live shots are not permitted inside the arena while games are being played.

POSTGAME INTERVIEWS

Postgame interviews are permitted on the court when requested by television or radio. Media members wishing to do so must get clearance from the respective SID as well as America East.

OFFICIALS INTERVIEWS

Game officials shall not conduct interviews with the media without the expressed permission of America East.

PHOTOGRAPHY

Photographers are restricted to the "photographers' box" at either end of the court. Flash photography is not permitted while on press row. Please shoot only from the area that is designated for you and/or your media outlet. A photographer sitting in the first photo row must sit on the floor. A photographer sitting in the second row may sit on an elevation not more than nine inches high. No tripods may be placed on or beside the playing floor. Photographers will also be permitted to shoot from designated areas around the track.

CAMERA/MICROPHONE PLACEMENT

Television cameras or microphones shall be allowed in team huddles, the team bench area, or in the locker rooms for pregame or halftime only upon the granting of permission prior to the game by the institution involved. Additionally, coaches and bench personnel may be wired with television microphones during games upon receiving permission by the institution.

WOMEN'S BASKETBALL SID CONTACTS



Albany

Brianna LaBrecque
blabrecque@uamail.albany.edu
O: 518-442-5733
C: 518-605-5026



Binghamton

David O'Brian
dobrian@binghamton.edu
O: 607-777-6478
C: 607-222-6473



Hartford

Dan Ruede
ruede@hartford.edu
O: 860-768-4501
C: 860-748-3950



UMBC

Paige Schneider


paiges@umbc.edu
O: 410-455-2639
C: 443-388-3222



New Hampshire

Doug Poole

doug.poole@unh.edu
O: 603-862-2585
C: 603-969-5433



Stony Brook

Beth Ann Clyde

elizabeth.clyde@stonybrook.edu
O: 631-632-6328

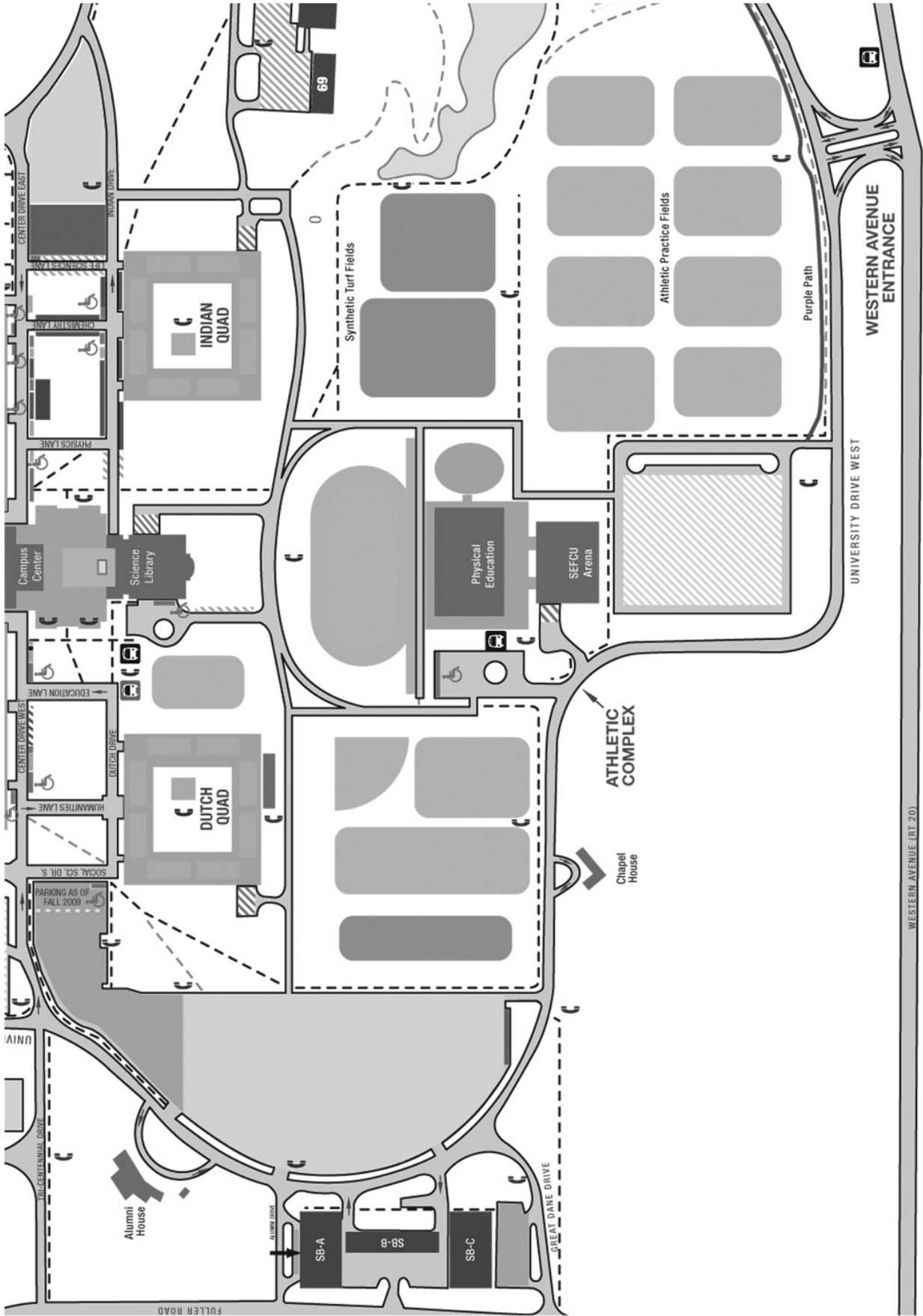


Vermont

Lisa Champagne

lisa.champagne@uvm.edu
O: 802-656-1818
C: 802-363-6368

CAMPUS MAP



Media Information

Notebooks

Team Profiles

Record Book

Statistics

WESTERN AVENUE
ENTRANCE

UNIVERSITY DRIVE WEST

WESTERN AVENUE (RT. 20)

FULLER ROAD

Alumni House

SP-A

SP-B

SP-C

ATHLETIC
COMPLEX

Chapel House

PUENT DAME DRIVE

Synthetic Turf Fields

Athletic Practice Fields

INDIAN QUAD

DUTCH QUAD

CENTER DRIVE EAST

PHYSICS LANE

PHYSICS LANE

Campus Center

Science Library

EDUCATION LANE

HUMANITIES LANE

SOCIAL SCI. DR. S.

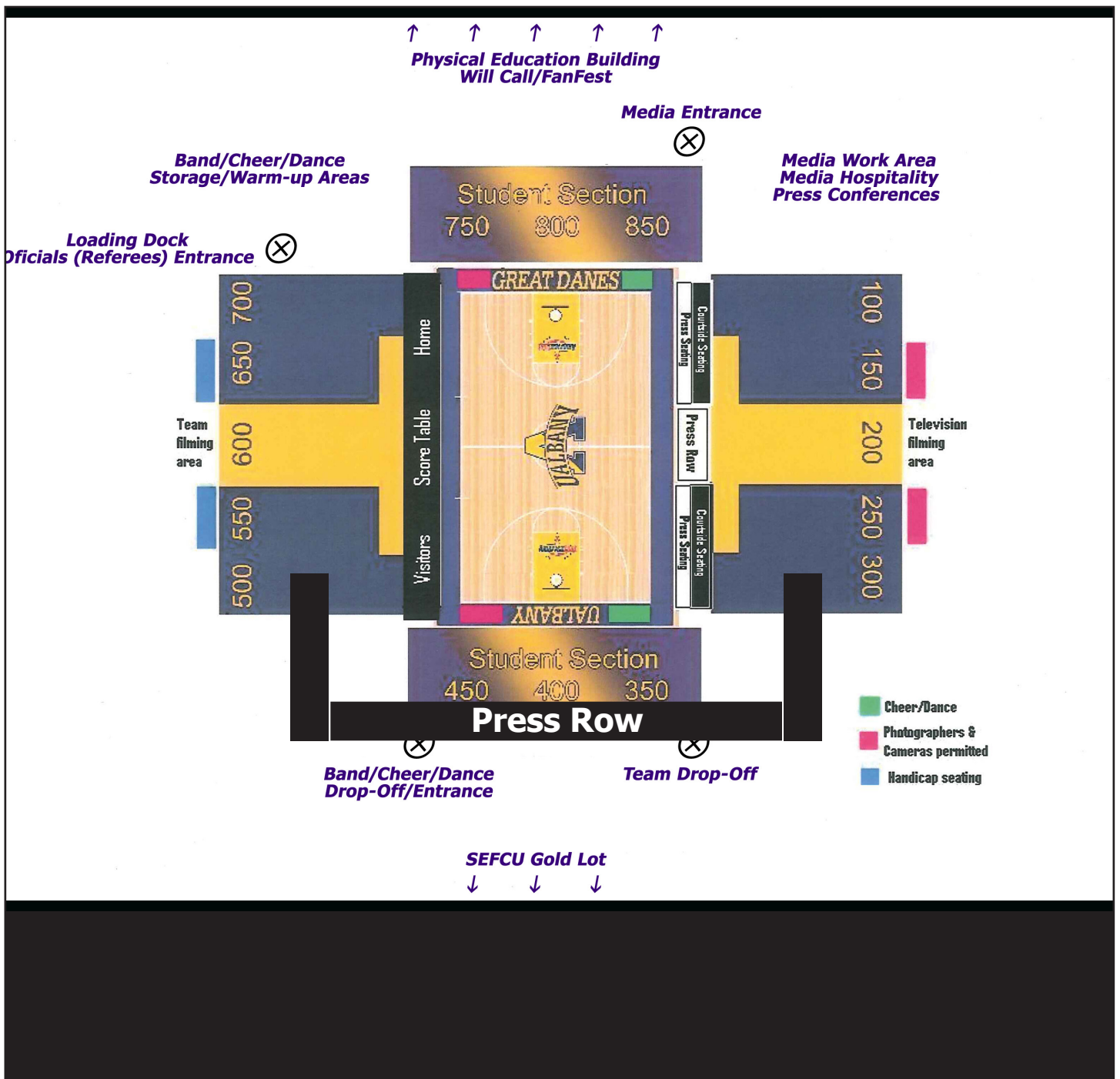
PARKING AS OF FALL 2009

UNIVERSITY DRIVE WEST

WESTERN AVENUE

FULLER ROAD

SEFCU ARENA FLOOR PLAN



MAP OF MEDIA AREAS

Media Information

Notebooks

Team Profiles

Record Book

Statistics

VIP HOSPITALITY
Hall of Fame Room
(Concourse Level)

MEDIA ENTRANCE
(Concourse Level)

LOCKER ROOM-A
(Middle Level)

LOCKER ROOM-B
(Middle Level)

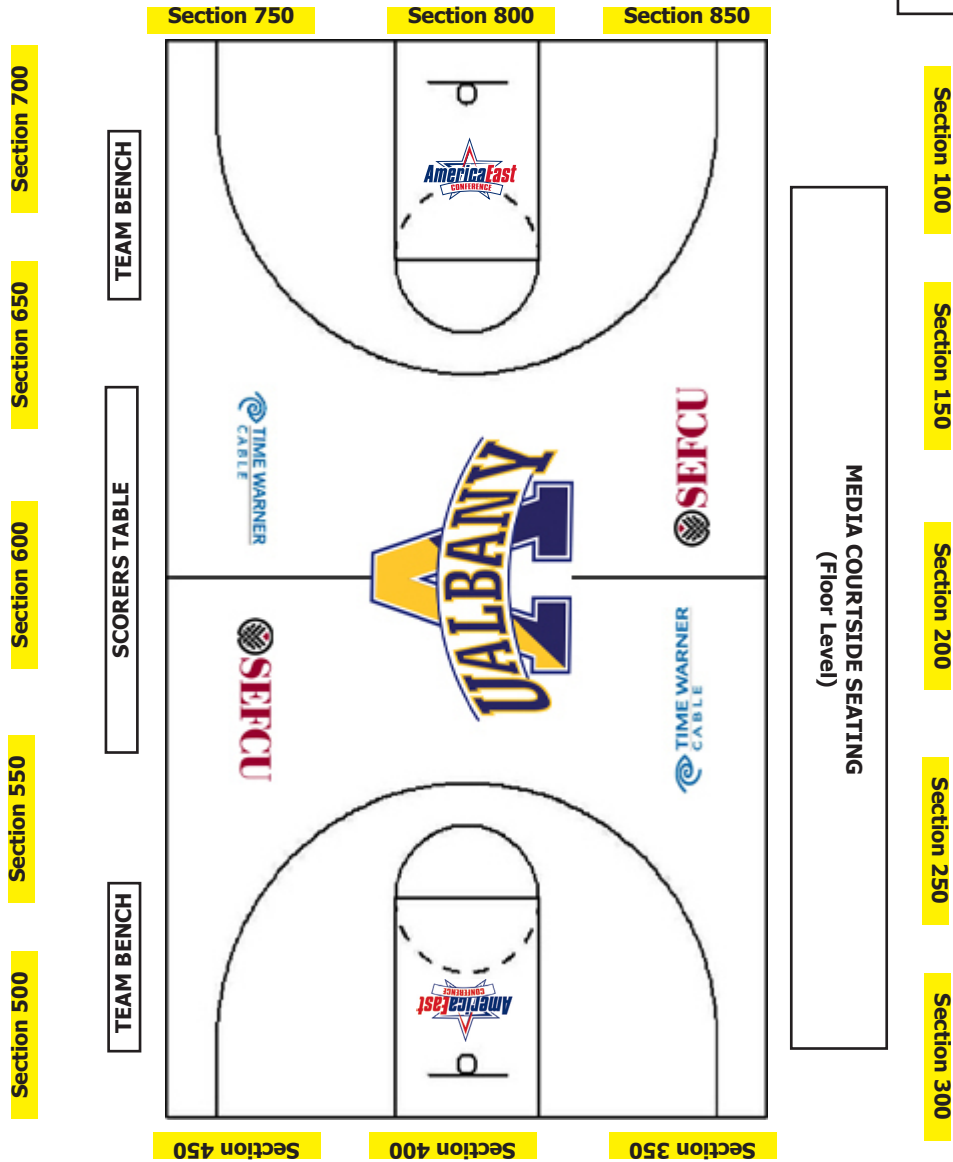
LOCKER ROOM-C
(Middle Level)

LOCKER ROOM-D
(Middle Level)

TRAINING ROOM
(Floor Level)

MEDIA INTERVIEW/
WORK ROOM
(Floor Level)

MEDIA HOSPITALITY
ROOM
(Floor Level)



ENTRANCE:
TEAM, REFEREE, VIP
BAND, CHEER, DANCE, MASCOT

2012-13 AMERICA EAST STANDINGS

	America East							Overall							
	W	L	Pct.	H	A	L 5	Streak	W	L	Pct.	H	A	N	L 5	Streak
x - Albany	16	0	1.000	8-0	8-0	5-0	W16	25	3	.893	11-1	13-1	1-1	5-0	W17
& - Boston University	13	2	.867	6-1	7-1	4-1	W1	23	5	.821	11-2	11-3	1-0	4-1	W1
Hartford	10	6	.625	6-2	4-4	3-2	W2	19	10	.655	11-4	7-6	1-0	3-2	W2
UMBC	6	10	.375	4-4	2-6	2-3	L3	10	19	.345	7-7	2-12	1-0	2-3	L3
Stony Brook	6	10	.375	4-4	2-6	1-4	L1	14	15	.483	9-6	5-9	0-0	1-4	L1
New Hampshire	6	10	.375	4-4	2-6	2-3	W1	11	17	.393	7-5	4-12	0-1	2-3	W1
Vermont	6	10	.375	5-3	2-6	2-3	L1	9	20	.310	8-4	1-16	0-0	2-3	L1
Binghamton	5	11	.312	2-6	3-5	2-3	W1	6	23	.207	2-10	4-11	0-2	2-3	W1
% - Maine	3	12	.200	2-6	1-6	2-3	L2	4	24	.143	2-9	1-13	1-2	2-3	L2

x- Regular Season Champion; & - Not eligible for 2013 America East Championship % - Will not participate in 2013 Championship

CHAMPIONSHIP NOTEBOOK

NEW SIGHTS

The University at Albany is the host of the 2013 America East Men's and Women's Basketball Championship presented by SEFCU, playing host to the women's championship for the first time ever. SEFCU did host the first, quarterfinal and semifinal rounds of the 2009 men's championship and the 2013 America East women's title game. The women's tournament had been played in Hartford nine of the last 10 years.

HOMECOMING

For the fourth straight year, the America East women's basketball title game will be a week after the semifinals and will be on the court of the highest remaining seed. The men's tournament has played with this format since 1996, but 2010 was the first season on the women's side. The quarterfinals and semifinals will be Friday, March 8-Sunday, March 10 and the two teams left standing will have one week to prepare.

SEVEN TEAMS MAKE THE TRIP

Seven America East teams will make the trip to Albany for the second time in conference history. This season, Boston University is not eligible and Maine will not be traveling to the championship. The last time seven teams participated in the championship was in 1994, when No. 1 seed Maine was not able to compete after scheduling too many contests in the regular season.

SEFCU JUMPS ON BOARD

The America East Conference, the University at Albany and SEFCU announced at this year's media day that SEFCU will serve as the title sponsor of the 2013 America East Men's and Women's basketball Championship at the University at Albany. As part of the sponsorship, SEFCU is also presenting two \$10,000 postgraduate scholarships to one male, and one female America East basketball student-athletes to be used towards postgraduate studies. Those scholarships will be presented at the 2013 America East awards receptions with the women's taking place Thursday, March 7 at 5 p.m. and the men's Friday, March 8 at 5 p.m.

HOME COURT ADVANTAGE

The University at Albany women's basketball team has the top seed and home court advantage for this weekend's tournament. The Great Danes have won 12-straight games against America East opponents on their home floor dating back to last season and are 10-1 overall this year. Albany's lone loss at home this season came on opening night against Fordham. Since then, Albany has won 10-straight home contests by an average of 23.5 points per game.

GREAT DANES TAKE TOP SPOT

Albany won its first-ever America East regular-season championship and enter this week's tournament as the No. 1 seed. Last year, Albany had its best finish in conference play in program history, finishing second and going on to win its first America East Championship title. Albany was picked as this year's preseason favorite and will have home court advantage in the title game should the Great Danes advance to that point.

YOU CAN GUARANTEE IT

With the regular-season title comes two guarantees, the first being a postseason bid. Should the Great Danes not advance to the NCAA tournament as an automatic bid or an at-large choice, they will become the conference's representative in the Postseason WNIT as the league's highest-finishing team in the regular season not to make the NCAAs. The regular season champions are also guaranteed home court advantage should they advance to the America East Championship final due to the tournament's format where the highest remaining seed hosts the title game.

TV EXPOSURE

For the first time ever, the entire America East Conference Women's Basketball Championship will be available nationally on ESPN3 and via WatchESPN.com, as well as through the WatchESPN app on smartphones and tablets. Eric Frede will handle the play-by-play duties while Leah Secondo will serve as the color analyst for all three rounds. The title game also will be available on ESPN3 as well as on Fox College Sports.

NEW MEDIA TAKES CENTER STAGE

America East is giving fans and members of the media more ways than ever to follow the America East Basketball Championship. Championship Central at AmericaEast.com will provide highlight packages, photos, postgame quotes and recaps. America East will also be tweeting from SEFCU Arena, and fans can join the discussion by using the hashtag "#Chance2Dance" while tweeting. You can also earn America East rewards by "checking-in" at games and completing challenges to earn points in the Enthuse Fan Rewards app that is available for iPhone and Android smartphones. The America East Facebook and YouTube pages will also provide updates and highlights of the week's events.

NO LUCK FOR REGULAR-SEASON CHAMP

In each of the last four seasons, the America East regular-season champion has failed to win the tournament title. The 2007-08 Hartford Hawks were the last team to win both the regular-season and tournament titles. Since the 2001-02 season, only three teams have won both the regular-season and tournament titles, with Hartford accomplishing the feat twice. In fact, the regular-season champion has not advanced to the title game in either of the last two seasons.

TOP TWO SEEDS IN THE FINALS?

The top two seeds in the America East Championship met in the title game six-straight years from 1994-2000, but it has only happened twice since.: No. 1 seed Hartford beat No. 2 seed Vermont in 2009-10 and No. 1 seed Maine beat No. 2 seed Boston U. in 2003-04. The America East Championship game has featured the top two seeds 11 times in the 28 previous championships. The No. 1 seed has posted an 8-3 record in those games, winning the championship in 1988, 1990, 1991, 1992, 1995, 1996, 1997, and 2000. The No. 2 seed upset the No. 1 seed in 1998 (No. 2 Maine 81, No. 1 Vermont 80), 1999 (No. 2 Northeastern 57, No. 1 Maine 55) and again in 2010 (No. 2 Vermont 55, No. 1 Hartford 50).

CHAMPIONSHIP NOTEBOOK

TEAM OF THE DECADE

The University of Hartford women's basketball team finished third in the America East regular-season standings, marking the 10th-straight year the Hawks have finished fourth or higher in the America East standings. Hartford has won four regular-season titles, produced two players of the year and a rookie of the year. They have played in six conference title tilts since 2002. The Hawks have been one of the most consistent America East teams, winning four of the last seven tournament titles and making eight-straight postseason appearances.

CURSE OF THE UNDEFEATED

Albany became the seventh team in America East Conference history to complete the conference regular-season unscathed. However, that does not always bode well for the tournament. The last three America East teams have gone on to lose in the America East Championship.

All-Time Unbeaten Teams (tournament finish)

Hartford, 2009-10 (lost in finals)
Boston U., 2009-09 (lost in finals)
Maine, 2002-03 (lost in finals)
Maine, 1995-06 (won title)
Vermont, 1992-93 (won title)
Vermont, 1991-92 (won title)

A LONG WAIT

New Hampshire, a charter member of America East (1984-85), is looking for its first NCAA Women's Basketball Championship appearance. The Wildcats are in their 38th year of women's basketball. New Hampshire has been to the semi-final twelve times, the fourth-most among active teams, but has never advanced to the title game.

SPREADING THE WEALTH

Over the last ten years, six different America East teams have taken home tournament titles including Albany, Boston U., Maine, UMBC and Vermont. During that stretch however, Hartford has claimed three tournament titles and Vermont had back-to-back wins in 2008-09 and 2009-10.

CATAMOUNTS BOAST THE MOST

The Catamounts, who won back-to-back America East titles in 2008-09 and 2009-10, boast the most America East Championship wins with 34 heading into the 2013 tournament. Vermont also has the highest winning percentage (.673) of any other conference team and the most semifinal appearances. With six titles, the Catamounts are just one shy of the Black Bears' seven trophies. However, Vermont has failed to move past the quarterfinal round since 2010.

CROWNED AT THE TOP

Traditionally, gaining a top seed in the America East Championship has proven important, as 25 of the 28 championships have been won by one of the top-three seeds, with the No. 1 seed winning 16. The No. 1 seed has posted a 57-11 (.838) record in championship play, advancing to the championship game 22 of 27 times (note: there was no No. 1 seed in 1994). The No. 2 seed has won five championships, including two of the

last three years, while the No. 3 seed has also won four titles and the No. 4 seed has won once. The No. 6, and the No. 8-10 seeds have never won a championship. Hartford in 2002 is the only No. 5 seed to ever win the championship and the 2007 UMBC Retrievers are the lowest seed to ever win the tournament as the No. 7 seed.

CINDERELLA GETS HER SLIPPER

On only three occasions has the America East Championship game NOT featured either of the top two seeds. It first occurred in 1989, when No. 3 Boston University defeated No. 4 Northeastern, 60-54. That was the last year that only the top four regular season finishers competed in the conference tournament. The second time neither of the top two seeds played for the championship was the 2002 final, which was played at Chase Family Arena in West Hartford, Conn. In that game, No. 5 Hartford defeated No. 7 Stony Brook, 50-47, to win the Hawks' first ever conference championship.

CINDERELLA GETS HER SLIPPER-PART II

The higher seeded team has won 154 of the 200 total games (77 percent) played in America East Championship competition. Only 46 times has there been an upset. The largest upset, in terms of seeding, occurred in 2005 when No. 8 Boston U. defeated top-seeded Maine. The Terriers became the lowest seed ever to advance to an America East tournament final.

WAITING ROOM

While charter member New Hampshire has had the longest wait for an America East Championship, several other teams are trying to win the crown and go dancin' for the first time. Binghamton and Stony Brook joined America East prior to the 2001-02 season, although Binghamton is eligible for the America East Championship for only the tenth time this season after completing its transition to NCAA Division I. Albany won its first America East title last season. UMBC, in its seventh season in America East after leaving the Northeast Conference, knocked itself off the list with its first crown in 2007, making its first trip to the NCAA Division I Championship since moving up from Division II in 1989-90. The four tournament appearances it took for the Retrievers to win their first America East Championship is the fewest than any other team besides the charter members.

PACKED HOUSE

SEFCU Arena has opened its doors to 12,458 women's basketball fans so far during the 2012-13 campaign and is third in the conference with an average attendance of 1,133. Last year, 2,408 fans came out for the women's basketball title game between Albany and UMBC at SEFCU Arena.

STORIED HISTORY

Several former America East Champions are still coaching at the collegiate level. Duke head coach Joanne Palombo-McCallie won four titles (1995, 1996, 1997, 1998) while at Maine; Sharon Versyp, won the league title in 2004 at Maine before moving to Purdue. Minnesota's Pam Borton, who won a tournament title with Vermont in 1994, is also

YEAR-BY-YEAR TITLES

Year	(Seed)	Team Champion
2012	(2)	Albany
2011	(4)	Hartford
2010	(2)	Vermont
2009	(3)	Vermont
2008	(1)	Hartford
2007	(7)	UMBC
2006	(1)	Hartford
2005	(2)	Hartford
2004	(1)	Maine
2003	(3)	Boston U.
2002	(5)	Hartford
2001	(1)	Delaware
2000	(1)	Vermont
1999	(2)	Northeastern
1998	(2)	Maine
1997	(1)	Maine
1996	(1)	Maine
1995	(1)	Maine
1994	(3)	Vermont
1993	(1)	Vermont
1992	(1)	Vermont
1991	(1)	Maine
1990	(1)	Maine
1989	(3)	Boston U.
1988	(1)	Boston U.
1987	(1)	Northeastern
1986	(1)	Northeastern
1985	(1)	Northeastern

in the Big Ten now with Versyp. Former Vermont head coaches Cathy Inglese (1986-93) and Sharon Dawley (2003-10) each won two America East Championships and are now in the Atlantic-10 competing for a title, Inglese at Rhode Island and Dawley at Massachusetts.

MOST OUTSTANDING PLAYER AWARD

The Most Outstanding Player Award is given each year to the most outstanding player in the America East Women's Basketball Championship. Past winners include four-time honoree and the conference's all-time leading scorer Maine's Cindy Blodgett (1995, 1996, 1997, 1998), Maine's Rachel Bouchard, who won the award the first two years it was given (1990, 1991), and Sharon Bay, who led Vermont to back-to-back championships (1992-1993). Only four players have won multiple Most Outstanding Player Awards, including former Catamount Courtney Pilypaitis who won the last two awards in 2009 and 2010 .

THE "MAINE" EVENTS

The University of Maine owns the most America East Women's Basketball Championships in league history with seven, the last title coming in 2004, the Black Bears also won the tournament in 1990, 1991 and four consecutive years from 1995-98, Maine also holds several championship records including most points scored in a tournament (301) and in a single game (110)

POSTSEASON SUCCESS

America East has had success beyond the conference championships in recent years with last year being yet another example. A record four America East teams qualified for postseason play, including Albany going to the NCAA tournament,

PLAYERS & COACHES

Hartford and Boston U. playing in the WNIT and New Hampshire earning its first-ever postseason berth in the Women's Basketball Invitational. Three teams advanced to the postseason in 2010, including both Vermont and Hartford earning bids to the Big Dance. The Catamounts earned the league's automatic berth, while the Hawks received the program's first-ever at-large bid and just the third at-large selection in conference history. Both teams were 10 seeds, and Vermont won its first-round matchup with No. 7 Wisconsin. Of America East's four NCAA Tournament wins, three of them have come since 2006. The first victory came back in 1999 when Maine, a 10 seed, upset seventh-seeded Stanford.

DIAPER DANDIES

Albany's Shereesha Richards and Maine's Liz Wood have been two of the most impressive rookies in the America East this season. Richards is on pace to be the first freshman since Drexel's Katrina Martin in 2000-01 to lead the conference in field goal percentage, entering the tournament hitting 60.6-percent of her attempts. Wood leads all America East freshmen in scoring (10.2 ppg), rebounding (6.7 rpg) and assists (2.4 apg). Wood also ranks fourth in the league in scoring at 12.9 points per game in conference games only. The pair have combined to claim 13 of the 17 America East Rookie of the Week honors.

LONG RANGE LOWRIE

Albany guard Lindsey Lowrie lead the conference in both three-pointers made and three-point shooting percentage. The senior ranks sixth in America East history with 76 three-pointers made this season. She hit 42.7 percent of a 3-point attempts this season.

STEALING THE SHOW

UMBC guard Raven Harris leads the conference with 101 steals, averaging 3.43 per game. The senior is approaching the America East top-five single season steals list entering the tournament and has the highest steals average since Shniece Perry average 3.5 steals per game for Towson in 1999-2000. Harris also ranked second in the league in conference games only in scoring, averaging 15.5 points per game and scoring in double figures in 15 of the 16 conference contests.

ON THE REBOUND

Albany forward Julie Forster enters the tournament third on the America East all-time rebounding list with 1,110 career boards. She is third in the league in rebounding average at 8.1 per game and is the active leader in double-doubles with 29.

America East All-Time Rebounding List

1. 1,351, Liz Coffin, Maine, 1984-88
2. 1,299, Rachel Bouchard, Maine, 1987-90
3. **1,110, Julie Forster, Albany, 2009-**
4. 1,063, Colleen McNamara, Delaware, 1991-95
5. 1,056, Sheri Turnbull, Vermont, 1990-94

REED'S RISE

After averaging 7.8 points and 3.0 rebounds per game as a junior in 2011-12, New Hampshire's Cari Reed has stepped-up to lead the Wildcats during her senior season. Reed is one of only two players in the conference to rank in the top-eight of both scoring and rebounding. The senior leads New Hampshire and is fourth in the conference at 12.4 points per game, while sitting eighth in rebounding at 6.6 rebounds per game. She has had five of her six career double-doubles this season.

TWO IN THE CLUB

Hartford is the only America East team with two active 1,000 point scorers in Ruthanne Doherty and Daphne Elliott, who both eclipsed the mark this season.

BEPKO BOUNCES BACK

Hartford sophomore Amber Bepko missed seven games midway through the season with a foot injury. Without Bepko, the Hawks went 3-4 and averaged just 47.4 points per game. Since Bepko's return, the Hawks have gone 8-4 and averaged 58.4 points per game, with the sophomore leading the charge at 10.8 points per game. During one three-game stretch following her return, Bepko notched career-highs in back-to-back games, scoring 20 points at Stony Brook and following that with 21 against Maine, averaging 19.0 points per game.

OH HENRY

Albany senior guard Ebone Henry has done it all for the Great Danes and is the only player in the conference to rank in the top-five of scoring, assists and steals. Henry is second in the conference at 14.3 points per game, fifth in assists at 3.3 per game and second in steals at 2.9 per game.

AT THE STERN

UMBC head coach Phil Stern, now in his 11th season, is one of only three active America East head coaches to have won an America East title. He guided the Retrievers to the 2007 title as the seven seed, and then led the team to the title game last season. He has led UMBC to back-to-back appearances in the semifinals and is 6-8 overall in the championship in nine appearances.

RIZZOTTI RISES TO THE TOP

Hartford head coach Jennifer Rizzotti has captained the Hawks to unprecedented success in America East play. Rizzotti has captured a conference record five America East titles, winning 21 games in the championship, the most for any coach in conference history. Rizzotti will be inducted into the Women's Basketball Hall of Fame as a player in June.

All-Time Coaching titles

Coach	App.	W	Titles
Jennifer Rizzotti, Hartford	12	21	5
J. Malchodi, Northeastern	16	18	4
J. Palombo-McCallie, Maine	7	18	4
Sharon Dawley, Vermont	7	9	2
Trish Roberts, Maine/SBU	7	8	2
Chris Basile, Boston U.	15	11	2

AWESOME ABE

University at Albany head coach Katie Abrahamson-Henderson has led the Great Danes to more wins in each of her first three seasons in the Capital Region. After going 16-14 in her first season at the helm, Abrahamson-Henderson guided Albany to a program record 23-9 record in 2011-12 and the team's first-ever America East Championship title. The Great Danes went on to lose to reigning national champion Texas A&M in the NCAA Championship. This season, the Great Danes have set a program record yet again with 25 wins entering the tournament, winning their first-ever America East regular-season title and completing just the seventh unbeaten conference season in league history.

SEMI-FORMAL

Now in her fifth season in Vestal, N.Y., Binghamton head coach Nicole Scholl has led the Bearcats to three America East semifinal appearances in the last four years. Although Scholl has not led the Bearcats to a title game appearance, she has won four games in five season in the America East Championship.

WILDCATS IN UNKNOWN TERRITORY

Now in her third season in Durham, head coach Maureen Magarity brought New Hampshire its first postseason berth a year ago as the Wildcats were invited to the Women's Basketball Invitational after finishing with a 16-14 overall record. This year, Magarity missed several games midway through the season after giving birth to her first child, Charlotte Rita Copes.

O'BOYLE RULES

Stony Brook University second-year head coach Beth O'Boyle could not have scripted a much better second season at the helm, leading the Seawolves to 10 more wins so far this season than last year, going from four wins is 2011-12 to 14 so far in 2012-13. The turnaround matches that of Vermont from 2005-06 to 2006-07, when the Catamounts went from 9 to 19 wins. Stony Brook also has its most wins since the 2006-07 season when the Seawolves finished fourth in the conference.

KICKING IT INTO GEAR

Vermont head coach Lori Gear-McBride captained the Catamounts to an 8-4 record at Patrick Gymnasium this season, the team's best mark since 2009-10. Vermont improved upon its 4-12 mark in America East play in 2011-12 with six wins in 2012-13, despite losing starting guard Shanai Heber to an injury early in the season amongst a multitude of other injuries.

SEEDS & HISTORY

NO. 1 ALBANY GREAT DANES (25-3)

For the first time in program history, Albany is the No. 1 seed in the America East Championship. The Great Danes are in the midst of their best season in the school's Division I history, eclipsing their win total from last year with 25 already, as well as completing just the seventh unbeaten conference regular-season in league history with a perfect 16-0 mark. Albany also is the first team in conference history to lead the conference in scoring offense, scoring defense, field goal percentage, field goal percentage defense, assists, steals and rebounding margin. The Great Danes allow just 48.6 points per game, which would be the best-ever in conference history.

NO. 2 HARTFORD HAWKS (19-10)

Hartford earned its highest seed since winning the conference in 2009-10, entering as the No. 2 seed. The Hawks have not been below the No. 4 seed since 2002-03 and won at least 10 conference games for the ninth-straight season. This is just the third time Hartford will be the No. 2 seed, winning the title in 2005 and falling in the semifinal in 2009. With one more victory, Hartford will have 20 wins for the first time since 2009-10 and the seventh under head coach Jennifer Rizzotti.

NO. 3 UMBC RETRIEVERS (10-19)

The Retrievers are the No. 3 seed for the first time in program history, earning its second-highest seed ever in the America East Championship. UMBC only had a better finish in 2011 when the team was the No. 1 overall seed after winning the regular season. The Retrievers won 10 games for the fifth-straight season and the seventh overall since joining the conference in 2003-04. UMBC has advanced to the semifinals in each of the last two seasons including advancing to the title game last season for the second time in school history. UMBC earned the No. 3 seed as part of a four-way tiebreak that the Retrievers won with a 4-2 combined record vs. New Hampshire, Stony Brook and Vermont.

NO. 4 STONY BROOK SEAWOLVES (14-15)

Stony Brook is having its best season since 2006-07, recording its most overall wins (14) and conference wins (6) since that season. The Seawolves have had a 10-game turnaround from a year ago, matching that of Vermont's 10-game turnaround between 2005-06 and 2006-07. Stony Brook is the second-best rebounding team in the conference with a +3.8 rebounding margin, the team's first positive rebounding margin since 2006-07. This is the second time Stony Brook will be the No. 4 seed, losing to Hartford in the 2010 semifinals the last time. Stony Brook has made one trip to the title game, coming back in the team's first year in the league in 2002.

NO. 5 NEW HAMPSHIRE WILDCATS (11-17)

New Hampshire is the No. 5 for only the second time in program history and the first time since 1991 when the Wildcats lost in the quarterfinals to Hartford. New Hampshire is looking for its first trip to the semifinals since 2005 when the Wildcats were the No. 3 seed. The teams leads the conference in free throw percentage for the second-straight year, shooting just below 70 percent from the charity stripe. The Wildcats are one of only two teams to have two players in the top-eight of scoring in the conference, as Cari Reed is third at 12.6 points per game and Morgan Frame is eighth at 10.8 points per game.

NO. 6 VERMONT CATAMOUNTS (9-20)

Vermont is the No. 6 seed for the second time in school history, last entering the tournament in that spot in 2004 when the Catamounts lost in the quarterfinals to Boston U. Vermont is the best offensive rebounding team in the conference, averaging almost 15 offensive boards per game. Niki Taylor and Lauren Buschmann have both been important pieces to the Catamounts' rebounding attack, as both average almost three offensive rebounds per game. Turnovers have been an issue for the Catamounts all season, average a league-worst 20 per game.

NO. 7 BINGHAMTON BEARCATS (6-23)

The Bearcats are the No. 7 seed for the second time in program history and the first time since 2003 when the squad lost to Vermont in the quarterfinals. Binghamton enters the tournament having won two of its last three contests, including closing the regular-season with a 17-point win over UMBC. The Bearcats have advanced to the semifinals five of the last seven seasons but have yet to advance to the title game. Junior Jasbriell Swain leads the league in conference play with just over nine rebounds per game.

TOP OF THE WORLD

The No. 1 seed in the America East Championship is 57-11 (.838) all-time advancing to the championship game 22 of 27 times (note: there was no No. 1 seed in 1994) while winning 16 conference titles. However, the No. 1 seed has failed to win the title in each of the last four years. The last team to win as a No. 1 seed was Hartford in 2007-08. Since that time, No. 1 seeds have gone 6-4 in championship play.

SECOND TO NONE

No. 2 has been the place to be over the last three seasons, as the No. 2 seed has won two of the last three titles and advanced to the championship game in three-straight years. Overall, No. 2 seeds are 37-23 (.617) in championship play with five titles, including Albany last season. The No. 2 seed also has appeared in the title game 15 times.

THREE'S A CHARM

The No. 3 seed in the America East Championship has posted a 28-24 (.538) record and has failed to reach the semifinals just five times since the tournament expanded beyond the four team format in 1990. The No. 3 seed also has won four titles, with the last coming in 2009 when Vermont defeated No. 1 seed Boston U. That also was the last title appearance for the No. 3 seed, which has advanced to the finals 11 times.

GO FOURTH

The No. 4 seed has advanced to the semifinal round nine of the last 10 years. No. 5 seed UMBC broke a streak of nine-straight wins in the quarterfinal round by the No. 4 seed by defeating New Hampshire last year. Overall, the No. 4 seed is 20-27 (.426) in championship play and 16-6 vs. the No. 5 seed. However, the No. 4 seed has only advanced to the title game twice and won once. That title came in 2010-11 by Hartford.

FIVE'S ALIVE

The No. 5 seed has won just one America East title in two title appearances when Hartford pulled off back-to-back upsets in 2002. Overall, the No. 5 seed 9-22 (.291) in championship play, winning for the first time in nine years last season when No. 5 UMBC defeated No. 4 New Hampshire. The Retrievers went on to beat No. 1 Boston U., becoming just the second No. 5 seed to beat the No. 1 seed in America East history.

SIXTH SENSE

The No. 6 seed advanced to the semifinal round for the first time since 2002, as Binghamton defeated Hartford in the quarterfinals. The No. 6 seed has advanced to the semifinals seven times in conference history and has an overall record of 7-23 (.233) but has never appeared in the title game.

SEVEN'S HEAVEN

The No. 7 seed is the lowest seed to win an America East Championship in any sport when UMBC completed the task in 2007. The No. 7 seed is 15-21 (.417) in championship play, advancing to three finals and winning one title. UMBC was the last No. 7 seed to defeat a No. 2 seed.

TEAMS AND MATCH-UPS

VERY GREAT DANES

Albany won its first America East Championship title in 2012 and followed that with its first regular-season title this year. Albany is 7-8 (.467) all-time in championship play. Last year's three wins in the championship were the first wins for Albany since 2008. Albany would be the first No. 1 seed to win the title since Hartford in 2008, and the first team to complete an unbeaten regular season and win the tournament title since Maine in 1996.

HISTORICALLY GREAT DEFENSE

Albany enters the championship allowing just 48.6 points per game, which ranks third in the country. It currently ranks as the best points against average in America East history.

HAWKS SOARING HIGH

Hartford has claimed the third-most titles in America East history, winning five under head coach Jennifer Rizzotti. Last season was the first time since 2004 the Hawks did not advance to the semifinals. Hartford's last title game in 2011 as a No. 4 seed. The last time the Hawks were the No. 2 seed was in 2009 when they lost in the semifinals to Vermont. Hartford is 23-18 (.561) in championship play.

GOOD BALANCE

Hartford has had eight different players lead the team in scoring this season.

RETRIEVER BELIEVERS

UMBC is the lowest seeded team in any America East sport to win a title, doing so as a No. 7 seed in 2007. UMBC advanced to its second America East Championship game in program history last year, falling to Albany on the road. UMBC has made back-to-back trips to the semifinals and will make its first appearance as a No. 3 seed. UMBC is 6-8 in championship play (.429).

WINNING THE CLOSE ONES

UMBC has notched a 5-2 record in games decided by 0-5 points or in overtime this season.

SEAWOLVES SWAGGER

Stony Brook eclipsed its 2011-12 win total in the first eight games of 2012-13 and has already won 10 more games than it did all of last season. The 14 wins are the most for Stony Brook since 2006-07. The Seawolves have won a game in the America East Championship in two of the last three seasons and have advanced to one title game in 2002. Overall, Stony Brook is 6-11 (.353) in championship play.

ON THE REBOUND

The Seawolves are second in the America East in rebounding margin at +3.8. It is the first positive rebounding margin for the Seawolves since the 2006-07 season.

UNLUCKY UNH

A charter member of the conference, New Hampshire is still looking for its first America East Championship title game appearance in school history. The Wildcats are 8-28 (.222) in championship play, and last advanced to the semifinals in 2005. The Wildcats last win in the championship came in the opening round in 2010.

HITTING THE FREE ONES

New Hampshire leads the conference in free throw shooting for the second-straight season, hitting 69.7-percent of their attempts from the charity stripe.

CATAMOUNTS HAVE HISTORY

Vermont is one of the best programs in America East history, winning the second-most titles (6) and making the most semifinal appearances (18). The Catamounts also have the most wins in championship history with 34, and the highest winning percentage at .667. Vermont is looking for its first win in the championship since claiming back-to-back titles in 2009 and 2010.

ON THE OFFENSIVE

The Catamounts are the best offensive rebounding team in the conference, averaging 14.7 per game.

BEARCATS ALWAYS ADVANCE

Although they have not appeared in a title game, Binghamton has advanced to five of the last seven America East semifinal rounds. Binghamton is 5-11 (.313) in championship play and became the first No. 6 seed since 2002 to advance to the semifinals when the Bearcats beat Hartford last year.

ON THE ROAD AGAIN

Four of Binghamton's five victories this season have come away from the Events Center, with three of those victories coming in conference play.

HAWKS AND BEARCATS

No. 2 seed Hartford and No. 7 seed Binghamton meet in a rematch of last year's quarterfinal contest. It is the fourth time Hartford and Binghamton will face each other in the America East Championship, with the Hawks owning a 2-1 advantage. Hartford bounced Binghamton from the tournament in back-to-back seasons in 2006 and 2007, but the Bearcats got their revenge last season by breaking up Hartford's streak of seven-straight semifinal appearances by knocking off the Hawks. It was just the sixth time the No. 6 seed has defeated the No. 3 seed in America East history.

RETRIEVERS AND CATAMOUNTS

No. 3 UMBC and No. 6 Vermont will meet for just the second time in the America East Championship and the first time since the 2007 semifinals. In that game, the Retrievers topped the Catamounts 67-56 as a No. 7 seed and went on to claim their only America East title. The teams split the season series this year, with both teams winning on their home courts.

SEAWOLVES AND WILDCATS

No. 4 seed Stony Brook and No. 5 New Hampshire face-off for the fourth time in America East Championship competition, but the first time since 2004. The Seawolves and Wildcats met three-straight years in 2002, 2003 and 2004 in three different rounds. The Seawolves beat the Wildcats in the 2002 semifinals to make their only title game appearance, while New Hampshire won in the 2003 quarterfinals and the 2004 first round. Stony Brook swept New Hampshire in the two meetings this season.

GREAT DANES AND SEAWOLVES

If Albany faces Stony Brook in the semifinals it will be the first meeting between the two teams in championship play. The two teams joined the conference at the same time in 2001-02, but have yet to meet in the tournament. Albany won both games against Stony Brook this season, including the regular-season finale.

GREAT DANES AND WILDCATS

If Albany plays New Hampshire in the semifinal round, it will be just the third meeting in the America East Championship for the two squads with each team winning once. The Great Danes beat the Wildcats in the 2007 first round which was the last meeting between the two schools. New Hampshire defeated Albany in the quarterfinals in 2005, which was the last trip to the semifinal round for the Wildcats.

REGULAR-SEASON NOTEBOOK

WEEKLY HONORS

DATE	PLAYER	ROOKIE
Nov. 12	Chantell Alford, Boston U.	Morgan Murphy, Binghamton
Nov. 19	Chantell Alford, Boston U.	Brittany Snow, Stony Brook
Nov. 26	Megan Craig, Albany	Katie Roth, Hartford
Dec. 3	Chantell Alford, Boston U.	Liz Wood, Maine
Dec. 10	Chikilra Goodman, Stony Brook	Shereesha Richards, Albany
Dec. 17	Chantell Alford, Boston U.	Shereesha Richards, Albany
Dec. 24	Ebone Henry, Albany	Shereesha Richards, Albany
Dec. 31	Mo Moran, Boston U.	Liz Wood, Maine
Jan. 7	Rashidat Agboola, Boston U.	Shereesha Richards, Albany
Jan. 14	Morgan Frame, New Hampshire	Shereesha Richards, Albany
Jan. 21	Chantell Alford, Boston U.	Liz Wood, Maine
Jan. 28	Ebone Henry, Albany	Liz Wood, Maine
Feb. 4	Ebone Henry, Albany	Liz Wood, Maine
Feb. 11	Rashidat Agboola, Boston U.	Shereesha Richards, Albany
Feb. 18	Amber Bepko, Hartford	Liz Wood, Maine
Feb. 25	Chantell Alford, Boston U.	Lauren Bodine, Maine
Mar. 4	Lindsey Lowrie, Albany	Shereesha Richards, Albany
	Megan Craig, Albany	

Preseason Poll

1. Albany (5).....61
2. Boston University (2)56
3. Hartford (2).....54
- T4. New Hampshire37
- T4. Vermont.....37
6. UMBC34
7. Maine17
8. Binghamton.....16
9. Stony Brook.....12

Preseason Team

- *Ebony Henry, Albany, Sr., G/F
- Julie Forster, Albany, Jr., F
- *Chantell Alford, Boston U., Sr., G
- Mo Moran, Boston U., Sr., G
- Ruthanne Doherty, Hartford, Sr., F
- Morgan Frame, New Hampshire, Sr., F
- *unanimous selection

IN RARE COMPANY

Albany completed just the seventh unbeaten season in America East history and the first since Hartford in 2009-10.

All-Time Unbeaten Teams (tournament finish)

- Hartford, 2009-10 (lost in finals)
- Boston U., 2009-09 (lost in finals)
- Maine, 2002-03 (lost in finals)
- Maine, 1995-06 (won title)
- Vermont, 1992-93 (won title)
- Vermont, 1991-92 (won title)

DEFENSE WINS CHAMPIONSHIPS

Four America East teams are ranked in the top 75 of scoring defense in the country, with Albany leading the at third in the nation with a 48.6 opponent points per game average. Boston U. follows in 13th at 51.6, Hartford is 33rd at 54.0, Stony Brook is 53rd at 55.5 and New Hampshire is 75 at 56.9.

HISTORICALLY GREAT DEFENSE

Albany is allowing just 48.6 per game which is the best opponent points per game average in America East history entering the tournament. The Great Danes field goal percentage defense also would be the best in conference history at 32.7 percent and ranks fourth in the country.

GREAT TURNAROUND

Stony Brook's 10-win turnaround is the best since Vermont in 2006-07. The Seawolves won just four games last year and eclipsed that total in the first eight games of this year. It is also the most wins for the Seawolves since winning 18 games in 2006-07.

GOOD MARGINS

Albany has an average margin of victory of 23.8 points per game through 16 conference games this season. In fact, of Albany's 24 wins this season, 17 have come by 16 or more points. In their wins, the Great Danes are averaging beating opponents by 23.2 points per game.

LEADING THE WAY

Albany leads the league in almost every major statistical category entering the championship. The Great Danes are first in scoring offense (67.4), scoring defense (48.6), scoring margin (18.9), field goal percentage (45.1), field goal percentage defense (32.7), rebounding margin (+10.7), assists (15.3) and steals (12.0). Albany is No. 3 in the country in scoring defense.

HOW SWEEP IT IS

Stony Brook swept New Hampshire in the season series, marking the first series sweep for the Seawolves since the 2010-11 season.

MAJOR CATEGORY LEADERS

The Boston University Terriers have cornered the market on what are considered to be the three major individual categories. Chantell Alford leads the conference in scoring at 16.6 points per game, while Rashidat Agboola leads in rebounding at 9.0 per game and Mo Moran leads in assists at 5.9 per game. The last America East team to have individuals lead the conference in all three categories was Maine in 1989-90. That year, Rachel Bouchard led the conference in scoring and rebounding, while Cathy Iaconeta led the league in assists. No team has had three different players lead the conference in each category.

THAT'S SO RAVEN

UMBC guard Raven Harris has been outstanding in conference play, ranking second in the league in scoring at 15.5 points per game and reaching double figures in 15 of her 16 America East contests. However, most of Harris' impact has come on the defensive end, recording 101 steals so far this season, which is six shy of No. 5 on the conference single season steals list. Her 3.48 steals per game average ranks ninth in the country.

250 STRONG

Boston U. head coach Kelly Greenberg recorded her 250th career win against UMBC earlier this season.

HITTING FROM DOWNTOWN

Boston University has seen a lot of its offense come from behind the three-point arc this season, connecting on 206 3-pointers which is tied for third-most all-time in a single season in America East history. The majority of those have been hit by Chantell Alford, who is tied for the league lead with 76 made 3-point field goals.

STREAKING INTO THE CHAMPIONSHIP

Dating back to last season, Albany has won 26-straight games against America East opponents including the 2012 America East Championship.

LONG TIME COMING

Binghamton defeated Hartford at the Events Center this season for the first time since Feb. 23, 2005.

TAKING DOWN THE TOP-25

Boston University defeated then No. 17/15 St. John's on Dec. 1, 2012, marking the first win for an America East team over a ranked opponent since 2009.

LOOKING ON THE POSITIVE

Stony Brook has its first positive rebounding margin since the 2006-07 season at +3.8.

3-POINT THREATS

Boston University's Chantell Alford and Albany's Lindsey Lowrie both rank in the top-30 of 3-point shooting percentage and 3-point field goals made. Lowrie is 11th in the country in 3-point percentage, hitting 42.7-percent of her attempts while averaging 2.71 made 3-pointers per game, good for 28th in the country. Alford is 12th in the country. Alford ranks 12th, hitting 42.2-percent from downtown and also ranks 28th in makes at 2.71 per contest. Alford has 239 career made 3-pointers, which is the fourth most in conference history.

BLOCK PARTY

Boston University had the top two shot blockers in the conference in Rashidat Agboola and Whitney Turners, who averaged 1.61 and 1.57 blocks per game respectively. As a team, Boston U. turned back 5.3 shots per game, which ranked 17th in the country.

1,000-1,000 CLUB

Albany forward Julie Forster became the sixth player in America East history to score 1,000 points and have 1,000 rebounds in her career. Forster enters the championship with 1,074 career points and 1,110 career rebounds, which ranks third all-time in conference history.

CLIMBING THE SCORING CHARTS

Boston University's Chantell Alford and Albany's Ebone Henry have been climbing the all-time conference scoring list throughout the season. Through the regular season, Alford has 1,773 points which ranks her 15th all-time while Henry has 1,598 points, good for 26th all-time.

LEND A HELPING HAND

Boston University point guard Mo Moran has 549 career assists, just five away from the top-five all-time in America East history. This year, she ranks 23rd in the country at 5.9 assists per game and fifth in the nation in assist-to-turnover ratio at 2.62 assists for every turnover.

DIAPER DANDIES

Albany's Shereesha Richards and Maine's Liz Wood have been two of the most impressive rookies in the America East this season. Richards is on pace to be the first freshman since Drexel's Katrina Martin in 2000-01 to lead the conference in field goal percentage, entering the tournament hitting 60.6-percent of her attempts. Wood leads all America East freshmen in scoring (10.2 ppg), rebounding (6.7 rpg) and assists (2.4 apg). Wood also ranks fourth in the league in scoring at 12.9 points per game in conference games only. The pair have combined to claim 12 of the 16 America East Rookie of the Week honors.

Career Scoring List

Player	Team	Years	Points
1. Cindy Blodgett	Maine	1994-98	3005
2. Rachel Bouchard	Maine	1987-91	2405
3. Jamie Cassidy	Maine	1996-20	2380
4. Karalyn Church	Vermont	1996-20	2317
5. Kris Kinney	New Hampshire	1985-89	2231
6. Tesha Tinsley	Northeastern	1996-00	2187
7. Liz Coffin	Maine	1984-88	2153
8. Sheri Turnbull	Vermont	1990-94	2108
9. Courtney Pilypaitis	Vermont	2006-10	1993
10. Katie Terhune	Boston U.	2000-04	1971
11. Joann McKay	Vermont	1984-88	1833
12. Mykeema Ford	Stony Brook	2003-07	1831
13. Heather Ernest	Maine	2000-04	1804
14. Heather Weindorfer	Hartford	1993-97	1780
15. Chantell Alford	Boston U.	2009-	1773
16. May Kotsopoulos	Vermont	2006-10	1772
17. Kate Gordon	Hofstra	1994-98	1714
18. Jessica Smith	Stony Brook	2003-07	1710
19. Michelle Kurowski	UMBC	2008-12	1690
20. Morgan Hall	Vermont	1999-03	1689
21. Danielle Hood	Hartford	2004-08	1679
22. Cindy Johnson	Delaware	1997-01	1675
23. Alison Dixon	Boston U.	1997-01	1648
24. Carlee Cassidy	UMBC	2006-10	1627
25. Laura Seiden	New Hampshire	1989-93	1602
26. Ebone Henry	Albany	2009-	1598

COLLEGEINSIDER.COM MID-MAJOR POLL (Feb. 26)

	Record	Pts	Last Wk
1. Delaware (27)	24-3	771	1
2. Green Bay (2)	22-2	742	2
3. Gonzaga (2)	24-5	704	3
4. Princeton	18-5	638	6
5. Chattanooga	25-3	632	5
6. Toledo	24-2	605	4
7. Marist	21-6	574	10
8. Albany	23-3	497	12
9. Florida Gulf Coast	23-5	496	8
10. Quinnipiac	25-2	495	9
11. Middle Tennessee	20-7	482	7
12. Boston University	23-5	413	11
13. Creighton	20-6	387	14
14. Hampton	22-5	340	13
15. BYU	19-8	321	15
16. Wichita State	19-8	318	18
17. South Dakota State	21-7	303	20
18. Saint Mary's	18-8	219	23
19. Pacific	21-6	184	19
20. Liberty	22-6	183	NR
21. Drexel	19-7	131	NR
22. Western Kentucky	20-7	117	17
23. James Madison	18-9	107	21
24. Central Michigan	16-10	101	16
25. San Diego	19-8	55	NR

OTHERS RECEIVING VOTES: Appalachian State 51, Bowling Green 39, Davidson 35, Youngstown State 29, **Hartford 23**, Harvard 22, UALR 21, Montana 15, Eastern Illinois 10, Montana State 8, Northern Colorado 2, Detroit 1, Army 1, Iona 1, Sacred Heart 1, Texas Southern 1.

DOUBLE-DOUBLES

Name - Team	Career	2012-13
Julie Forster - Albany	29	6
Lauren Buschmann - Vermont	17	4
Rashidat Agboola - Boston U.	15	7
Ebone Henry - Albany	13	1
Ruthanne Doherty - Hartford	12	
Jasbriell Swain - Binghamton	11	4
Jessica Previlon - Stony Brook	9	8
Morgan Frame - New Hampshire	9	2
Kristin Coles - UMBC	8	2
Cari Reed - New Hampshire	6	5
Liz Wood - Maine	5	5
Niki Taylor - Vermont	5	2
Shanai Heber - Vermont	5	1
Chantell Alford - Boston U.	3	1
Corinne Wellington - Maine	3	
Shereesha Richards - Albany	2	2
Danielle Walczak - Maine	2	2
Chikilra Goodman - Stony Brook	2	2
Nikkia Smith - Hartford	2	2
Courtney Anderson - Maine	1	1
Elizabeth Belanger - New Hampshire	1	1
Brittany Crowell - UMBC	1	1
Dana Lewis - UMBC	1	1
Kayla Burchill - Vermont	1	
Mo Moran - Boston U.	1	

TRIPLE-DOUBLES

Career	2012-13
Mo Moran - Boston U.	1

ALBANY GREAT DANES

2012-13 Roster

No.	Name	Cl.	Pos.	Ht.	Hometown/High School/Last School
1	Erin Coughlin	Fr.	G	5-6	North Attleboro, Mass./Tabor Academy
3	Margarita Rosario	So.	G	5-6	Miami, Fla./Felix Varel
4	Sarah Royals	So.	G	5-9	Torrington, Conn./Torrington
5	Ebone Henry	Sr.	G/F	5-10	San Diego, Calif./Mater Dei Catholic
10	Lindsey Lowrie	Jr.	G	5-6	Bay Village, Ohio/Bay
11	Julie Forster	Sr.	F	6-0	Huntington, N.Y./Huntington
14	Tammy Phillip	Jr.	G	5-11	Tortola, British Virgin Island/Elmore Stoutt
21	Keyana Williams	Sr.	F	6-2	Kingston, N.Y./Kingston
24	Keyontae Williams	Fr.	G/F	5-9	Fredericksburg, Va./James Monroe
25	Shereesha Richards	Fr.	F	6-1	Oceanview, N.J./Atlantic Christian
32	Megan Craig	So.	C	6-8	Whangarei, New Zealand/Kamo
33	Taylor McVey	Fr.	F/C	6-3	Grafton, Mass./Notre Dame Academy

Head Coach: Katie Abrahamson-Henderson (Iowa '90), third season

Assistant Coach: Mary Grimes (Siena '03); Kelly Komara (Purdue '02); Tahnee Balerio (Missouri State '08)

Graduate Assistant Manager: Isoken Uzamere (Hofstra '11)

Director of Basketball Operations: Brittney Hollingsworth (Indiana '11)

Head Coach



Katie Abrahamson-Henderson

Media Relations Contact



Brianna LaBrecque

Overall Record: 25-3

Conference Record: 16-0

Record as No. 1 Seed: 0-0, first appearance

Best Finish as No. 1 Seed: first appearance

Head Coach: Katie Abrahamson-Henderson

Record at Albany: 64-26 (.711), third year

Career Record: . 159-87 (.646), eighth year

Abrahamson-Henderson's Record in America East Championship: 3-1 (.750), two appearances

Basketball SID: Brianna LaBrecque

Office Phone: 518.442.5733

Cell Phone: 518.605.5026

Past America East Championships

2012 #2 seed-- defeated Vermont, 74-61 (q), defeated Binghamton (s), defeated UMBC, 69-61 (c)

2011 #5 seed-- lost to Hartford, 43-48 (q)

2010 #7 seed-- lost to Vermont, 36-61 (q)

2009 #8 seed--defeated Maine, 63-43 (fr), lost to Boston U., 75-77 (ot)(q)

2008 #4 seed--defeated Binghamton, 64-57 (q), lost to Hartford, 40-60 (s)

2007 #8 seed--defeated New Hampshire, 64-61 (fr), lost to Hartford, 60-50 (q)

2006 #9 seed--lost to Maine 73-56 (fr)

2005 #4 seed--lost to New Hampshire 48-68 (q)

2004 #4 seed--defeated Hartford, 52-50 (q), lost to Maine, 62-49 (s)

(fr) first-round; (q) quarterfinals; (s) semifinals; (c) championship

ALBANY GREAT DANES



America East Women's Basketball Albany Combined Team Statistics (Through games of Mar 04, 2013) All games



RECORD:	OVERALL	HOME	AWAY	NEUTRAL
ALL GAMES	25-3	11-1	13-1	1-1
CONFERENCE	16-0	8-0	8-0	0-0
NON-CONFERENCE	9-3	3-1	5-1	1-1

#	Player	gp-gs	min	avg	Total			3-Point		F-Throw		Rebounds				pts	avg					
					fg-fga	fg%	3fg-fga	3fg%	ft-fa	ft%	off	def	tot	avg	pf			dq	a	to	blk	stl
05	Henry, Ebone	27-25	843	31.2	141-342	.412	36-119	.303	67-91	.736	37	104	141	5.2	60	1	89	72	10	78	385	14.3
32	Craig, Megan	28-0	523	18.7	123-222	.554	0-0	.000	49-78	.628	72	62	134	4.8	69	3	9	38	28	8	295	10.5
10	Lowrie, Lindsey	28-26	850	30.4	92-209	.440	76-178	.427	24-28	.857	4	59	63	2.3	29	0	58	49	1	32	284	10.1
34	Richards, Shereesha	28-1	560	20.0	109-178	.612	1-4	.250	64-101	.634	64	100	164	5.9	64	0	9	43	3	61	283	10.1
11	Forster, Julie	28-27	856	30.6	105-248	.423	4-16	.250	45-66	.682	83	145	228	8.1	71	0	55	75	19	61	259	9.3
04	Royals, Sarah	28-27	707	25.3	36-103	.350	8-21	.381	47-83	.566	10	50	60	2.1	41	1	111	79	2	41	127	4.5
21	Williams, Keyana	27-26	444	16.4	39-78	.500	0-1	.000	10-19	.526	26	68	94	3.5	54	3	11	22	12	19	88	3.3
03	Rosario, Margarita	28-3	445	15.9	21-67	.313	11-28	.393	12-16	.750	14	32	46	1.6	31	0	58	49	0	18	65	2.3
23	Phillip, Tammy	20-0	218	10.9	15-54	.278	1-5	.200	15-20	.750	27	42	69	3.5	17	0	14	18	5	12	46	2.3
01	Coughlin, Erin	16-0	87	5.4	7-21	.333	6-18	.333	3-5	.600	1	6	7	0.4	9	0	11	9	0	3	23	1.4
31	McVey, Taylor	8-0	25	3.1	5-8	.625	0-0	.000	1-3	.333	3	7	10	1.3	7	0	0	4	0	1	11	1.4
24	Williams, Keyontae	19-0	95	5.0	8-25	.320	2-7	.286	4-10	.400	5	7	12	0.6	9	0	4	13	0	3	22	1.2
Total.....		28	5653		701-1555	.451	145-397	.365	341-520	.656	402	754	1156	41.3	462	8	429	483	80	337	1888	67.4
Opponents.....		28	5648		469-1433	.327	126-478	.264	296-464	.638	306	550	856	30.6	463	-	266	546	79	216	1360	48.6

TEAM STATISTICS	ALBANY	OPP
SCORING	1888	1360
Points per game	67.4	48.6
Scoring margin	+18.9	-
FIELD GOALS-ATT	701-1555	469-1433
Field goal pct	.451	.327
3 POINT FG-ATT	145-397	126-478
3-point FG pct	.365	.264
3-pt FG made per game	5.2	4.5
FREE THROWS-ATT	341-520	296-464
Free throw pct	.656	.638
REBOUNDS	1156	856
Rebounds per game	41.3	30.6
Rebounding margin	+10.7	-
ASSISTS	429	266
Assists per game	15.3	9.5
TURNOVERS	483	546
Turnovers per game	17.3	19.5
Turnover margin	+2.3	-
Assist/turnover ratio	0.9	0.5
STEALS	337	216
Steals per game	12.0	7.7
BLOCKS	80	79
Blocks per game	2.9	2.8
WINNING STREAK	17	-
Home win streak	11	-
ATTENDANCE	13291	12764
Home games-Avg/Game	12-1108	14-864
Neutral site-Avg/Game	-	2-330

Date	Opponent	Score	Att.
11/9/12	FORDHAM	L 43-60	3278
11/13/12	LONG ISLAND	W 67-50	726
11/18/12	at Western Michigan	W 68-54	750
11/21/12	at Michigan State	L 35-67	4330
11/24/12	DARTMOUTH	W 62-49	653
11/28/12	NJIT	W 76-41	708
12/1/12	at Siena	W 65-48	317
12/5/12	at La Salle	W 75-36	215
12-8-12	at Canisius	W 65-43	474
12/15/12	at Delaware State	W 79-57	0
12/20/12	vs Sam Houston State	Lot 68-71	661
12/21/12	vs Canisius	W 67-47	0
* 1/2/13	at UMBG	W 87-33	252
* 1/5/13	at Binghamton	W 72-47	1496
* 1/12/13	MAINE	W 71-39	0
* 1/16/13	NEW HAMPSHIRE	W 78-43	0
* 1/19/13	HARTFORD	Wot 55-48	756
* 1/23/13	at Boston University	W 57-50	323
* 1/26/13	VERMONT	W 59-32	0
* 1/30/13	at Stony Brook	W 68-35	266
* 2/2/13	BINGHAMTON	W 69-41	4538
* 2/6/13	UMBC	W 85-41	823
* 2/9/2013	at Maine	W 86-54	0
* 02/17/13	at Hartford	W 69-55	2619
* 2/21/13	BOSTON UNIVERSITY	W 79-72	976
* 02/24/13	at Vermont	W 68-52	680
* 02/27/13	at New Hampshire	W 55-46	381
* 3/2/13	STONY BROOK	W 60-49	833

Score by Periods	1	2	OT	Totals
Albany	886	983	19	1888
Opponents	612	733	15	1360

BINGHAMTON BEARCATS

2012-13 Roster

No.	Name	Cl.	Pos.	Ht.	Hometown/High School/Last School
1	Kandace Newry	Fr.	G	5-11	Miami, Fla./Dr. Michael Krop
2	Jasmine Golden	Fr.	G	5-5	Olive Branch, Miss./Center Hill
3	Mallory Lawes	Sr.	G	5-5	Elmira, N.Y./Notre Dame/Loyola Univ.
4	Morgan Murphy	Fr.	F	5-10	Wethersfield, Conn./Sport & Medical Science Acad.
10	Kyra Aloizos	Jr.	F	6-1	Ardsley, N.Y./Archbishop Molloy
12	Kara Elofson	Sr.	F	5-10	Minneapolis, Minn./Hopkins
13	Sherae Swinson	So.	F	6-0	Odenton, Md./ Archbishop Spalding
14	Simone Thomas	Sr.	F	6-1	Pickering, Ontario/Dunbarton
15	Stephanie Jensen	Jr.	G	5-11	Aarhus, Denmark/Marselisborg Gymnasium
20	Vaneeshia Paulk	Jr.	G	5-4	Douglas, Ga./Coffee/East Georgia CC
23	Kim Albrecht	Fr.	G	5-7	Deerfield, Wisc./Deerfield
24	Julia Barac	Jr.	F	6-2	Hamilton, Ontario/Bishop Tonnos/Rhode Island
25	Jasbriell Swain	Jr.	G	5-8	Memphis, Tenn./Horn Lake
32	Gintare Surdokaite	So.	G	5-10	Lockport, Ill./Lockport Township
41	Jessa Molina	Fr.	C	6-1	Wichita, Kansas/Wichita South

Head Coach: Nicole Scholl (Moorhead State '94), 5th season
Assistant Coaches: Leah Truncale (Binghamton '02), Sarah Cartmill (Binghamton '02), Marvin Walker (Texas-San Antonio '97)

Head Coach



Nicole Scholl

Media Relations Contact



David O'Brian

Overall Record: 4-24
Conference Record: 5-11
Record as No. 7 Seed: 0-1, second appearance
Best Finish as No. 7 Seed: lost in quarterfinals

Head Coach: Nicole Scholl
Record at Binghamton: 63-87 (.420), fifth year
Career Record: same
Scholl's Record in America East Championship: 3-4 (.429), four appearances

Basketball SID: David O'Brian
Office Phone: 607.777.6478
Cell Phone: 607.222.6473

Past America East Championships

- 2012 #6 seed--defeated Hartford, 48-45 (q), lost to Albany, 50-58 (s)
- 2011 #3 seed--defeated New Hampshire, 67-53 (q), lost to Boston U., 44-58 (s)
- 2010 #5 seed--lost to Stony Brook, 60-71 (q)
- 2009 #4 seed--defeated UMBC, 66-54 (q), lost to Boston U., 53-57 (s)
- 2008 #5 seed--lost to Albany, 57-64 (q)
- 2007 #4 seed--defeated Boston U., 63-58 (q), lost to Hartford, 56-46 (s)
- 2006 #4 seed--defeated UMBC, 72-66 (q), lost to Hartford, 57-49 (s)
- 2005 #5 seed--lost to Vermont 65-80 (q)
- 2004 #2 seed--lost to Northeastern, 63-53 (q)
- 2003 #7 seed--lost to Vermont, 69-58 (q)
- 2002 #3 seed--lost to New Hampshire, 58-53 (q)

(q) quarterfinals; (s) semifinals

BINGHAMTON BEARCATS



America East Women's Basketball

Binghamton Combined Team Statistics (Through games of Mar 04, 2013)

All games



RECORD:	OVERALL	HOME	AWAY	NEUTRAL
ALL GAMES	6-23	2-11	4-11	0-1
CONFERENCE	5-11	2-6	3-5	0-0
NON-CONFERENCE	1-12	0-5	1-6	0-1

##	Player	gp-gs	min	avg	Total		3-Point		F-Throw		Rebounds				pf		dq		a		to		pts	avg
					fg-fga	fg%	3fg-fga	3fg%	ft-fga	ft%	off	def	tot	avg	pf	dq	a	to	blk	stl				
13	SWINSON, Sherae	29-23	831	28.7	124-330	.376	19-81	.235	28-50	.560	40	105	145	5.0	61	1	25	32	32	14	295	10.2		
25	SWAIN, Jasbriell	29-28	943	32.5	86-256	.336	2-20	.100	67-108	.620	48	197	245	8.4	66	0	95	109	7	76	241	8.3		
04	MURPHY, Morgan	20-9	450	22.5	41-118	.347	1-2	.500	59-84	.702	34	52	86	4.3	59	1	16	49	7	7	142	7.1		
20	PAULK, Vaneeshia	27-25	824	30.5	55-190	.289	8-33	.242	67-109	.615	9	77	86	3.2	66	1	45	87	0	36	185	6.9		
12	ELOFSON, Kara	26-24	631	24.3	55-127	.433	0-0	.000	37-63	.587	48	84	132	5.1	68	3	11	32	7	17	147	5.7		
03	LAWES, Mallory	22-13	450	20.5	43-136	.316	21-79	.266	10-12	.833	8	28	36	1.6	27	0	10	29	0	14	117	5.3		
15	JENSEN, Stephanie	28-16	601	21.5	36-115	.313	34-105	.324	5-7	.714	4	40	44	1.6	37	1	45	47	0	7	111	4.0		
02	GOLDEN, Jasmine	7-2	80	11.4	10-26	.385	3-9	.333	1-2	.500	3	7	10	1.4	8	0	4	20	0	4	24	3.4		
23	ALBRECHT, Kim	27-2	318	11.8	22-61	.361	5-15	.333	28-34	.824	10	25	35	1.3	20	0	16	30	2	5	77	2.9		
14	THOMAS, Simone	29-2	365	12.6	33-100	.330	3-8	.375	10-16	.625	24	46	70	2.4	32	0	14	23	9	8	79	2.7		
01	NEWRY, Kandace	21-1	277	13.2	20-72	.278	6-22	.273	5-14	.357	13	27	40	1.9	19	0	18	27	6	6	51	2.4		
32	SURDOKATIE, Gintare	4-0	6	1.5	1-3	.333	1-1	1.000	0-1	.000	2	1	3	0.8	1	0	0	0	0	0	3	0.8		
10	ALOIZOS, Kyra	5-0	7	1.4	1-4	.250	0-1	.000	1-1	1.000	0	1	1	0.2	0	0	0	0	0	0	3	0.6		
24	BARAC, Julia	6-0	9	1.5	1-1	1.000	1-1	1.000	0-0	.000	1	1	2	0.3	0	0	0	1	0	0	3	0.5		
41	MOLINA, Jessa	4-0	7	1.8	0-1	.000	0-1	.000	1-2	.500	1	0	1	0.3	2	0	0	0	0	0	1	0.3		
Total.....		29	5799		528-1540	.343	104-378	.275	319-503	.634	300	765	1065	36.7	467	7	299	494	70	194	1479	51.0		
Opponents.....		29	5801		635-1652	.384	145-454	.319	357-534	.669	349	815	1164	40.1	463	-	377	415	99	265	1772	61.1		

TEAM STATISTICS	BING	OPP	Date	Opponent	Score	Att.
SCORING	1479	1772	11/10/12	at St. Bonaventure	L 34-61	1121
Points per game	51.0	61.1	11/14/12	CORNELL	L 56-60	1623
Scoring margin	-10.1	-	11/18/12	at Austin Peay	L 67-71	690
FIELD GOALS-ATT	528-1540	635-1652	11/20/12	at Belmont	L 47-66	0
Field goal pct	.343	.384	11-24-12	SIENA	L 44-62	3604
3 POINT FG-ATT	104-378	145-454	11-27-12	CANISIUS	L 48-61	1766
3-point FG pct	.275	.319	12-01-12	at Arizona State	L 35-60	2737
3-pt FG made per game	3.6	5.0	12-02-12	UNLV	L 56-58	0
FREE THROWS-ATT	319-503	357-534	12/8/12	at Buffalo	w 65-60	0
Free throw pct	.634	.669	12/10/12	NIAGARA	L 57-63	1574
REBOUNDS	1065	1164	12/15/12	at Syracuse	L 45-68	407
Rebounds per game	36.7	40.1	12/29/12	at Lehigh	L 37-67	740
Rebounding margin	-3.4	-	12/30/12	vs Fairleigh Dickinson	L 41-54	255
ASSISTS	299	377	* 1/2/13	HARTFORD	w 46-44	0
Assists per game	10.3	13.0	* 1/5/13	ALBANY	L 47-72	1496
TURNOVERS	494	415	* 1/9/13	at Stony Brook	L 34-56	194
Turnovers per game	17.0	14.3	* 1/12/13	at Boston University	L 52-57	819
Turnover margin	-2.7	-	* 1-16-13	VERMONT	L 56-61	1473
Assist/turnover ratio	0.6	0.9	* 1/20/13	at Maine	w 67-65	1281
STEALS	194	265	* 1-26-13	NEW HAMPSHIRE	L 52-60	4208
Steals per game	6.7	9.1	* 1/30/13	at UMBC	w 66-57	631
BLOCKS	70	99	* 2/2/13	at Albany	L 41-69	4538
Blocks per game	2.4	3.4	* 02/06/13	at Hartford	L 50-65	1386
WINNING STREAK	1	-	* 2-9-13	BOSTON UNIVERSITY	L 51-73	1662
Home win streak	1	-	* 2/13/13	STONY BROOK	L 57-60	2505
ATTENDANCE	25025	15865	* 2-16-13	MAINE	L 68-74	3362
Home games-Avg/Game	13-1925	15-1041	* 02/23/13	at New Hampshire	w 55-42	424
Neutral site-Avg/Game	-	1-255	* 02/27/13	at Vermont	L 43-61	642
			* 3-2-13	UMBC	w 62-45	1752

Score by Periods	1	2	Totals
Binghamton	648	831	1479
Opponents	867	905	1772

Media Information

Notebooks

Team Profiles

Record Book

Statistics

HARTFORD HAWKS

2012-13 Roster

No.	Name	Cl.	Pos.	Ht.	Hometown/High School/Last School
2	Daphne Elliott	G	Sr.	5-6	Fairfield, CT/Fairfield Warde
4	Christie Michals	F	Fr.	6-1	Fairfax, Va./Robinson Secondary
5	Diamond Doe	G	Jr.	5-8	Lynn, Mass./Lynn Classical
10	Alex Hall	G	Sr.	5-7	Pembroke, NH/Pembroke Academy
12	Katelyn Skinner	G	Fr.	5-10	Homer City, Pa./Homer Center
13	Taylor Clark	F	Jr.	6-0	Sayre, PA/Athens Area
15	Milana Gilbert	F	Jr.	6-0	Smyrna, DE/Acad. Of New Church
21	Shanise Bultron	G	So.	5-8	Watertown, MA/Tabor Academy
22	Katie Roth	F	R-Fr.	6-2	Castleton, NY/Maple Hill
23	Alyssa Englert	G	Jr.	5-9	Dansville, NY/Wayland-Cohocton
24	Ruthanne Doherty	F	Sr.	5-11	Richmond, VA/L.C. Bird
25	Amber Bepko	G	So.	5-9	Middletown, CT/Mercy
31	Cherelle Moore	F	So.	6-0	Bridgeport, CT/Kolbe Cathedral
33	Mallory Shickora	G	Fr.	5-8	Little Falls, N.J./Mount St. Dominic Acad.
44	Nikkia Smith	F	Sr.	6-1	Montville, CT/Montville

Head Coach: Jennifer Rizzotti (Connecticut '96), 14th Season

Assistant Coach: Brian Mik (Southern Connecticut '94), Bill Sullivan (Connecticut '95); Ikea Witt (Hartford '07)

Director of Basketball Operations: Cedric Quackenbush (Hartford '11)

Head Coach



Jennifer Rizzotti

Media Relations Contact



Dan Ruede

Overall Record: 19-10

Conference Record: 10-6

Record as No. 2 Seed: 4-1, third appearance

Best Finish as No. 2 Seed: won title, 2005

Head Coach: Jen Rizzotti

Record at Hartford: 274-160 (.631), 14th year

Career Record: same

Rizzotti's Record in America East Championship: 21-8 (.724), 13 appearances

Basketball SID: Dan Ruede

Office Phone: 860.768.4501

Cell Phone: 860.748.3950

Past America East Championships

2012	#3 seed--lost to Binghamton, 45-48 (q)
2011	#4 seed--defeated Albany, 48-43 (q), defeated UMBC, 66-48 (s), defeated Boston U., 65-53 (c)
2010	#1 seed--defeated New Hampshire, 68-35 (q), defeated Stony Brook, 43-65 (s), lost to Vermont, 51-61 (c)
2009	#2 seed--defeated Stony Brook, 68-55 (q), lost to Vermont, 56-66 (s)
2008	#1 seed--defeated Stony Brook, 72-41 (q), defeated Albany, 60-40 (s), defeated Boston U., 61-45 (c)
2007	#1 seed--defeated Albany, 60-50 (q), defeated Binghamton, 56-46 (s), lost to UMBC, 46-48 (c)
2006	#1 seed--defeated Maine, 58-35 (q), defeated Binghamton, 57-47 (s), defeated Boston U., 75-56 (c)
2005	#2 seed--defeated Northeastern, 47-43 (q), defeated New Hampshire 52-38 (s), defeated Boston U. 52-50 (c)
2004	#5 seed--lost to Albany, 52-50 (q)
2003	#8 seed--lost to Maine, 71-51 (q)
2002	#5 seed--defeated Maine, 59-55 (q), defeated Vermont, 60-59 (s), defeated Stony Brook, 50-47 (c)
2001	#5 seed--defeated Maine, 70-55 (q), lost to Delaware, 50-47 (s)
2000	#5 seed--lost to Northeastern, 73-58 (q)
1999	#9 seed--lost to Hofstra, 53-52 (fr)
1998	#5 seed--lost to Towson, 66-61 (q)
1997	#4 seed--lost to Drexel, 57-56 (q)
1996	#4 seed--defeated Delaware, 72-55 (q), lost to Maine, 80-69 (s)
1995	#9 seed--lost to Hofstra, 72-63 (fr)
1994	#8 seed--lost to Vermont, 87-66 (q)
1993	#5 seed--lost to Delaware, 73-64 (q)
1992	#8 seed--lost to Vermont, 80-30 (q)
1991	#4 seed--defeated New Hampshire, 55-53 (q), lost to Maine, 79-59 (s)
1990	#7 seed--lost to Boston University, 88-49 (q)

(fr) first round; (q) quarterfinals; (s) semifinals; (c) championship

HARTFORD HAWKS



America East Women's Basketball Hartford Combined Team Statistics (Through games of Mar 04, 2013) All games



RECORD:	OVERALL	HOME	AWAY	NEUTRAL
ALL GAMES	19-10	11-4	7-6	1-0
CONFERENCE	10-6	6-2	4-4	0-0
NON-CONFERENCE	9-4	5-2	3-2	1-0

##	Player	gp-gs	min	avg	Total			3-Point		F-Throw		Rebounds				pts	avg					
					fg-fga	fg%	3fg-fga	3fg%	ft-fa	ft%	off	def	tot	avg	pf			dq	a	to	blk	stl
25	Amber Bepko	22-18	611	27.8	73-181	.403	40-113	.354	49-69	.710	14	49	63	2.9	42	1	40	43	5	51	235	10.7
44	Nikkia Smith	29-15	651	22.4	120-268	.448	1-5	.200	67-85	.788	46	111	157	5.4	81	1	32	38	16	34	308	10.6
02	Daphne Elliott	29-22	653	22.5	70-207	.338	31-120	.258	53-71	.746	17	48	65	2.2	55	1	48	57	4	50	224	7.7
24	Ruthanne Doherty	28-16	569	20.3	86-188	.457	0-0	.000	33-53	.623	63	60	123	4.4	61	0	23	59	0	35	205	7.3
10	Alex Hall	26-12	613	23.6	55-149	.369	10-54	.185	30-49	.612	17	48	65	2.5	34	0	32	40	0	14	150	5.8
22	Katie Roth	29-15	517	17.8	54-163	.331	6-27	.222	28-47	.596	29	89	118	4.1	49	1	17	41	11	20	142	4.9
23	Alyssa Englert	29-28	815	28.1	36-100	.360	14-53	.264	33-44	.750	14	45	59	2.0	36	0	87	67	1	25	119	4.1
21	Shanise Bultron	29-5	487	16.8	31-103	.301	24-84	.286	5-9	.556	15	41	56	1.9	12	0	41	25	0	11	91	3.1
13	Taylor Clark	25-14	380	15.2	29-66	.439	0-3	.000	6-9	.667	28	44	72	2.9	36	0	18	25	6	14	64	2.6
04	Christie Michals	22-0	206	9.4	19-48	.396	10-29	.345	5-5	1.000	7	11	18	0.8	10	0	10	13	3	4	53	2.4
31	Cherelle Moore	26-0	261	10.0	23-61	.377	1-1	1.000	14-26	.538	16	23	39	1.5	20	0	11	21	1	10	61	2.3
33	Mallory Shickora	3-0	20	6.7	2-4	.500	1-1	1.000	0-0	.000	0	0	0	0.0	5	0	1	4	0	1	5	1.7
05	Diamond Doe	7-0	11	1.6	2-3	.667	0-0	.000	1-2	.500	1	0	1	0.1	0	0	1	1	0	1	5	0.7
15	Milana Gilbert	11-0	19	1.7	2-6	.333	0-1	.000	0-6	.000	2	6	8	0.7	3	0	0	0	0	0	4	0.4
12	Katelyn Skinner	4-0	12	3.0	0-1	.000	0-0	.000	0-0	.000	0	0	0	0.0	3	0	0	0	0	0	0	0.0
Total.....		29	5825		602-1548	.389	138-491	.281	324-475	.682	332	634	966	33.3	448	4	361	448	47	270	1666	57.4
Opponents.....		29	5825		580-1467	.395	113-356	.317	292-426	.685	325	697	1022	35.2	472	-	305	550	79	230	1565	54.0

TEAM STATISTICS	HARTFORD	OPP	Date	Opponent	Score	Att.
SCORING	1666	1565	11/09/12	LOYOLA (MD.)	w 64-50	1961
Points per game	57.4	54.0	11/13/12	MARIST	w 64-53	1367
Scoring margin	+3.5	-	11/16/12	at Central Connecticut	w 76-62	1412
FIELD GOALS-ATT	602-1548	580-1467	11/18/12	RICHMOND	w 59-54	1352
Field goal pct	.389	.395	11/21/12	at Massachusetts	w 71-65	307
3 POINT FG-ATT	138-491	113-356	11/25/12	ST. JOHN'S	L 54-66	1622
3-point FG pct	.281	.317	12/01/12	PROVIDENCE	w 66-39	1432
3-pt FG made per game	4.8	3.9	12/06/12	at Vanderbilt	L 45-67	2931
FREE THROWS-ATT	324-475	292-426	12/9/12	at Dartmouth	w 67-52	677
Free throw pct	.682	.685	12/16/12	QUINNIPIAC	w 67-61	2126
REBOUNDS	966	1022	12/22/12	CONNECTICUT	L 45-102	3508
Rebounds per game	33.3	35.2	12/28/12	vs UMES	w 53-38	3850
Rebounding margin	-1.9	-	12/29/12	at Maryland	L 40-72	0
ASSISTS	361	305	* 1/2/13	at Binghamton	L 44-46	0
Assists per game	12.4	10.5	* 01/05/13	BOSTON UNIVERSITY	L 39-45	1549
TURNOVERS	448	550	* 01/09/13	at Maine	w 52-37	1035
Turnovers per game	15.4	19.0	* 01/12/13	STONY BROOK	w 59-43	1878
Turnover margin	+3.5	-	* 01/16/13	UMBC	w 51-44	2314
Assist/turnover ratio	0.8	0.6	* 1/19/13	at Albany	Lot 48-55	756
STEALS	270	230	* 01/23/13	NEW HAMPSHIRE	w 63-56	1190
Steals per game	9.3	7.9	* 01/30/13	at Vermont	w 60-51	593
BLOCKS	47	79	* 2/2/13	at Boston University	L 40-42	843
Blocks per game	1.6	2.7	* 02/06/13	BINGHAMTON	w 65-50	1386
WINNING STREAK	2	-	* 2/10/13	at Stony Brook	w 60-44	0
Home win streak	1	-	* 02/13/13	MAINE	w 82-56	1261
ATTENDANCE	28000	13223	* 02/17/13	ALBANY	L 55-69	2619
Home games-Avg/Game	15-1867	13-721	* 02/20/13	at New Hampshire	L 49-51	356
Neutral site-Avg/Game	-	1-3850	* 2/27/13	at UMBC	w 69-62	463
			* 03/02/13	VERMONT	w 59-33	2435

Score by Periods	1	2	OT	Totals
Hartford	770	895	1	1666
Opponents	718	839	8	1565

Media Information

Notebooks

Team Profiles

Record Book

Statistics

UMBC RETRIEVERS

2012-13 Roster

No.	Name	Cl.	Pos.	Ht.	Hometown/High School/Last School
3	Liz McNaughton	Fr.	G/F	6-0	Fairfax, Va./Fairfax
10	Katrina Hutzell	Fr.	G	5-10	Chantilly, Va./Chantilly
12	Kayla Seymour	Fr.	G	5-9	Raleigh, N.C./Panther Creek
14	Keri Kleist	Fr.	F/C	6-2	Mason, Ohio/Sycamore
15	Raven Harris	Sr.	G	5-7	Virginia Beach, Va./Princess Anne/American
21	Kristin Coles	Sr.	G	5-9	Charles Town, W.Va./Notre Dame Academy/American
22	Brittany Crowell	Sr.	G	5-10	Brandywine, Md./Gwynn Park/James Madison
24	Ashley Lambert	So.	G/F	5-11	Fredericksburg, Va./Riverbend
31	Bridget O'Donnell	Fr.	C	6-6	Belle Mead, N.J./Montgomery
32	Dana Lewis	Jr.	C	6-2	Brodhead, Wis./Brodhead
33	Kim Browning	Sr.	F	6-2	Mechanicsville, Va./Hanover

Head Coach: Phil Stern (Concordia '94), 11th season

Assistant Coaches: Kristin Drabyn (UMBC '08), Brenna Rollie (Minnesota State-Moorhead '05), Carlee Cassidy (UMBC '10)

Director of Basketball Operations: Meghan Colabella (UMBC '11)

Head Coach



Phil Stern

Media Relations Contact



Paige Schneider

Overall Record: 10-19

Conference Record: 6-10

Record as No. 3 Seed: first appearance

Best Finish as No. 3 Seed: first appearance

Head Coach: Phil Stern

Record at UMBC: 140-190 (.424), 11th year

Career Record: 234-262 (.472), 17th year

Stern's Record in America East Championship: 6-8 (.429), nine appearances

Basketball SID: Paige Schneider

Office Phone: 410.455.2639

Cell Phone: 603.969.5433

Past America East Championships

2012 #5 seed--defeated New Hampshire, 59-57 (q), defeated Boston U. 77-61 (s), lost to Albany, 61-69 (c)

2011 #1 seed--defeated Stony Brook, 74-65 (q), lost to Hartford, 48-66 (s)

2010 #6 seed--lost to Boston U., 49-60 (q)

2009 #5 seed--lost to Binghamton, 54-66 (q)

2008 #6 seed--lost to Boston U., 59-88 (q)

2007 #7 seed--defeated Stony Brook, 67-64 (q), defeated Vermont, 67-56 (s), defeated Hartford, 48-46 (c)

2006 #5 seed--lost to Binghamton, 72-66 (ot) (q)

2005 #10 seed--lost to Northeastern, 48-49 (fr)

2004 #10 seed--lost to Northeastern, 55-30 (fr)

(fr) first round; (q) quarterfinals; (s) semifinals; (c) championship

UMBC RETRIEVERS



America East Women's Basketball UMBC Combined Team Statistics (Through games of Mar 04, 2013) All games



RECORD:	OVERALL	HOME	AWAY	NEUTRAL
ALL GAMES	10-19	7-7	2-12	1-0
CONFERENCE	6-10	4-4	2-6	0-0
NON-CONFERENCE	4-9	3-3	0-6	1-0

##	Player	gp-gs	min	avg	Total			3-Point		F-Throw		Rebounds				pts	avg					
					fg-fga	fg%	3fg-fga	3fg%	ft-fa	ft%	off	def	tot	avg	pf			dq	a	to	blk	stl
04	Chase, Lauren	8-8	260	32.5	33-79	.418	5-5	1.000	33-46	.717	8	18	26	3.3	21	0	34	41	0	15	104	13.0
15	Harris, Raven	29-29	985	34.0	125-344	.363	22-83	.265	86-123	.699	32	103	135	4.7	66	1	109	110	4	101	358	12.3
22	Crowell, Brittany	29-29	1002	34.6	113-396	.285	64-226	.283	42-53	.792	23	96	119	4.1	32	0	24	60	6	27	332	11.4
02	White, Bria	25-20	640	25.6	91-267	.341	35-126	.278	21-31	.677	19	54	73	2.9	40	2	17	41	7	14	238	9.5
21	Coles, Kristin	11-4	263	23.9	31-72	.431	0-0	.000	36-66	.545	35	43	78	7.1	29	1	7	15	3	13	98	8.9
24	Lambert, Ashley	27-9	624	23.1	63-166	.380	0-0	.000	51-85	.600	27	52	79	2.9	29	0	12	38	5	11	177	6.6
33	Browning, Kim	23-23	646	28.1	30-76	.395	0-2	.000	23-34	.676	40	74	114	5.0	65	2	21	21	23	13	83	3.6
32	Lewis, Dana	25-20	525	21.0	35-73	.479	0-1	.000	7-10	.700	24	76	100	4.0	51	2	13	21	12	11	77	3.1
03	McNaughton, Liz	16-0	123	7.7	10-34	.294	6-20	.300	3-6	.500	11	23	34	2.1	11	0	0	10	1	3	29	1.8
12	Seymour, Kayla	27-2	382	14.1	12-38	.316	8-25	.320	16-22	.727	8	27	35	1.3	18	0	20	27	0	11	48	1.8
14	Kleist, Keri	18-1	153	8.5	11-29	.379	0-0	.000	3-13	.231	14	15	29	1.6	14	0	1	13	0	0	25	1.4
31	O'Donnell, Bridget	19-0	114	6.0	5-15	.333	0-0	.000	5-8	.625	5	24	29	1.5	12	0	4	13	11	3	15	0.8
10	Hutzell, Katrina	19-0	108	5.7	6-22	.273	2-11	.182	1-1	1.000	2	11	13	0.7	9	0	8	9	2	2	15	0.8
Total.....		29	5825		565-1611	.351	142-499	.285	327-498	.657	302	695	997	34.4	402	8	270	432	74	224	1599	55.1
Opponents.....		29	5825		714-1738	.411	180-548	.328	304-459	.662	417	835	1252	43.2	463	-	421	436	78	238	1912	65.9

TEAM STATISTICS	UMBC	OPP	Date	Opponent	Score	Att.
SCORING	1599	1912	11/09/12	at Morgan State	L 61-72	452
Points per game	55.1	65.9	11/11/12	MONMOUTH	W 71-68	527
Scoring margin	-10.8	-	11/14/12	COPPIN STATE	Wot 83-75	517
FIELD GOALS-ATT	565-1611	714-1738	11/17/12	LOYOLA (MD.)	L 55-68	652
Field goal pct	.351	.411	11/20/12	TOWSON	L 44-62	372
3 POINT FG-ATT	142-499	180-548	11/25/12	EASTERN	W 78-40	383
3-point FG pct	.285	.328	11/27/12	at American	L 57-85	507
3-pt FG made per game	4.9	6.2	12/02/12	at Princeton	L 46-93	614
FREE THROWS-ATT	327-498	304-459	12/05/12	at VCU	L 41-70	487
Free throw pct	.657	.662	12/7/12	HAMPTON	L 36-81	384
REBOUNDS	997	1252	12/21/12	at UMES	L 45-51	225
Rebounds per game	34.4	43.2	12/28/12	vs Wagner	W 48-43	1143
Rebounding margin	-8.8	-	12/29/12	at Saint Joseph's	L 38-79	539
ASSISTS	270	421	* 1/2/13	ALBANY	L 33-87	252
Assists per game	9.3	14.5	* 1/5/13	MAINE	W 54-50	355
TURNOVERS	432	436	* 01/09/13	at New Hampshire	L 62-63	278
Turnovers per game	14.9	15.0	* 01/12/13	at Vermont	L 60-63	732
Turnover margin	+0.1	-	* 01/16/13	at Hartford	L 44-51	2314
Assist/turnover ratio	0.6	1.0	* 1/23/13	STONY BROOK	W 70-59	2905
STEALS	224	238	* 1/26/13	BOSTON UNIVERSITY	L 49-63	612
Steals per game	7.7	8.2	* 1/30/13	BINGHAMTON	L 57-66	631
BLOCKS	74	78	* 2/2/13	at Maine	W 86-79	1366
Blocks per game	2.6	2.7	* 2/6/13	at Albany	L 41-85	823
WINNING STREAK	0	-	* 2/9/13	VERMONT	W 71-55	627
Home win streak	0	-	* 2/13/13	NEW HAMPSHIRE	W 59-50	710
ATTENDANCE	9390	12018	* 2/20/13	at Stony Brook	W 52-51	434
Home games-Avg/Game	14-671	14-777	* 2/23/13	at Boston University	L 51-72	352
Neutral site-Avg/Game	-	1-1143	* 2/27/13	HARTFORD	L 62-69	463
			* 3-2-13	at Binghamton	L 45-62	1752

Score by Periods	1	2	OT	Totals
UMBC	735	851	13	1599
Opponents	883	1024	5	1912

NEW HAMPSHIRE WILDCATS

2012-13 Roster

No.	Name	Cl.	Pos.	Ht.	Hometown/High School/Last School
1	Ariel Gaston	So.	G	5-7	Toledo, Ohio/Start
2	Victoria Duffey	Fr.	G	5-7	Commerce Township, Mich./Waterford Our Lady of the Lakes
5	Elizabeth Belanger	Fr.	G	5-10	Acton, Mass./Acton-Boxborough Regional
11	Kaylee Kilpatrick	So.	F	6-4	Saint John, New Brunswick/Harbour View
12	Sarah-Marie Frankenberger	Jr.	G/F	5-10	Gross Gerau, Germany/Theresianum Mainz
14	Jilliane Friel	Sr.	G	5-10	Durham, N.H./Oyster River
15	Corinne Coia	So.	C	6-4	North Smithfield, R.I./U. of Rhode Island
20	Kelsey Hogan	Jr.	G	5-6	Nashua, N.H./Nashua North
22	Morgan Frame	Sr.	F	6-1	Waterville, Maine/Waterville Senior
24	Cari Reed	Sr.	G	6-0	Oswego, N.Y./Oswego
25	Lauren Wells	Sr.	G	5-7	West Chester, Pa./Archbishop Carroll
30	Kendall Martenet	Fr.	F	6-2	Waukesha, Wis./Mukwonago
33	Stephanie Spoto	So.	F	6-0	Pittsford, N.Y./Pittsford Sutherland

Head Coach: Maureen Magarity (Marist College '03), third season
Associate Head Coach: Mike Roux (Assumption '02),
Assistant Coaches: Kristen Linderoth (Lafayette College '10); Brendan Copes (Marist '03)
Director of Operations: Kerry Cashman (Boston U. '11)

Head Coach



Maureen Magarity

Media Relations Contact



Doug Poole

Overall Record: 11-17
Conference Record: 6-10
Record as No. 5 Seed: 0-1, second appearance
Best Finish as No. 5 Seed: lost in quarterfinals

Head Coach: Maureen Magarity
Record at New Hampshire: 36-51 (.414), third year
Career Record: same
Magarity's Record in America East Championship: 0-2 (.000), two appearances

Basketball SID: Doug Poole
Office Phone: 603.862.2585
Cell Phone: 603.969.5433

Past America East Championships

2012	#5 seed--lost to UMBC, 57-59 (q)
2011	#6 seed--lost to Binghamton, 53-67 (q)
2010	#9 seed--defeated Maine, 65-50 (fr), lost to Hartford, 35-68 (q)
2009	#6 seed--lost to Vermont, 45-57 (q)
2008	#7 seed--lost to Vermont, 45-70 (q)
2007	#9 seed--lost to Albany, 64-61 (fr)
2006	#6 seed--lost to Boston U., 66-60 (q)
2005	#3 seed--defeated Albany, 68-48 (q), lost to Hartford, 38-52 (s)
2004	#8 seed--defeated Stony Brook, 74-65 (fr), lost to Maine, 66-40 (q)
2003	#4 seed--defeated Stony Brook, 70-57 (q), lost to Maine, 71-65 (s)
2002	#6 seed--defeated Binghamton, 58-53 (q), lost to Stony Brook, 65-54 (s)
2001	#6 seed--lost to Vermont, 72-62 (q)
2000	#6 seed--lost to Delaware, 77-65 (q)
1999	#3 seed--lost to Drexel, 69-59 (q)
1998	#6 seed--lost to Northeastern, 71-59 (q)
1997	#3 seed--defeated Hofstra, 74-62 (q), lost to Vermont, 63-60 (s)
1996	#3 seed--defeated Northeastern, 66-52 (q), lost to Vermont, 74-70 (ot) (s)
1995	#3 seed--lost to Drexel, 67-61 (q)
1994	#4 seed--defeated Drexel, 78-63 (q), lost to Vermont, 70-50 (s)
1993	#2 seed--lost to Maine, 59-55 (q)
1992	#3 seed--defeated Northeastern, 66-49 (q), lost to Maine, 74-65 (s)
1991	#5 seed--lost to Hartford, 55-53 (q)
1990	#3 seed--lost to Northeastern, 50-44 (q)
1989	#2 seed--lost to Boston University, 73-65 (s)
1988	#3 seed--lost to Maine, 82-76 (s)
1987	#4 seed--lost to Northeastern, 53-43 (s)
1986	#4 seed--lost to Northeastern, 64-46 (s), lost to Maine, 53-50 (consolation)
1985	#2 seed--lost to Maine, 62-59 (s), lost to Boston University, 62-39 (consolation)

(fr) first round; (q) quarterfinals; (s) semifinals; (c) championship

NEW HAMPSHIRE WILDCATS



America East Women's Basketball New Hampshire Combined Team Statistics (Through games of Mar 04, 2013) All games



RECORD:	OVERALL	HOME	AWAY	NEUTRAL
ALL GAMES	11-17	7-5	4-11	0-1
CONFERENCE	6-10	4-4	2-6	0-0
NON-CONFERENCE	5-7	3-1	2-5	0-1

##	Player	gp-gs	min	avg	Total			3-Point		F-Throw		Rebounds				pf	dq	a	to	blk	stl	pts	avg
					fg-fga	fg%	3fg-fga	3fg%	ft-fga	ft%	off	def	tot	avg									
24	Reed,Cari	26-24	879	33.8	112-272	.412	53-146	.363	50-58	.862	52	119	171	6.6	44	0	38	51	14	21	327	12.6	
22	Frame,Morgan	28-28	780	27.9	117-285	.411	0-2	.000	68-104	.654	83	110	193	6.9	74	1	35	72	6	25	302	10.8	
20	Hogan,Kelsey	21-20	686	32.7	71-183	.388	23-74	.311	39-48	.813	11	70	81	3.9	52	2	68	64	1	12	204	9.7	
11	Kilpatrick,Kaylee	28-22	686	24.5	85-183	.464	0-0	.000	38-58	.655	37	88	125	4.5	68	1	33	73	27	16	208	7.4	
05	Belanger,Elizabeth	28-17	670	23.9	61-182	.335	21-86	.244	30-42	.714	33	70	103	3.7	63	2	32	52	7	19	173	6.2	
01	Gaston,Ariel	28-16	645	23.0	38-104	.365	7-38	.184	17-34	.500	21	68	89	3.2	48	2	57	45	3	23	100	3.6	
25	Wells,Lauren	28-12	603	21.5	37-135	.274	7-58	.121	11-16	.688	17	30	47	1.7	34	1	17	29	5	19	92	3.3	
33	Spoto,Stephanie	28-0	300	10.7	23-55	.418	0-0	.000	11-16	.688	17	32	49	1.8	32	0	11	17	0	17	57	2.0	
14	Friel,Jilliane	22-1	210	9.5	11-38	.289	5-21	.238	5-11	.455	8	17	25	1.1	26	0	18	22	1	6	32	1.5	
30	Martenet,Kendall	20-0	128	6.4	9-26	.346	0-0	.000	10-14	.714	8	21	29	1.5	14	0	0	9	1	0	28	1.4	
02	Duffey,Victoria	13-0	38	2.9	1-9	.111	1-6	.167	2-2	1.000	1	4	5	0.4	2	0	1	3	0	0	5	0.4	
Total.....		28	5625		565-1472	.384	117-431	.271	281-403	.697	334	707	1041	37.2	457	9	310	446	65	158	1528	54.6	
Opponents.....		28	5625		579-1506	.384	122-419	.291	314-485	.647	319	653	972	34.7	421	-	304	361	50	237	1594	56.9	

TEAM STATISTICS	NEWHAMP	OPP	Date	Opponent	Score	Att.
SCORING	1528	1594	11/14/12	at Yale	w 57-51	173
Points per game	54.6	56.9	11/17/12	at Holy Cross	w 68-65	750
Scoring margin	-2.4	-	11/20/12	at Boston College	L 59-64	848
FIELD GOALS-ATT	565-1472	579-1506	11/25/12	CORNELL	w 59-56	389
Field goal pct	.384	.384	11/28/12	at Harvard	L 44-63	403
3 POINT FG-ATT	117-431	122-419	12/01/12	vs Quinnipiac	L 53-60	378
3-point FG pct	.271	.291	12/02/12	at Brown	L 43-50	310
3-pt FG made per game	4.2	4.4	12/05/12	DARTMOUTH	w 54-38	391
FREE THROWS-ATT	281-403	314-485	12/09/12	CENTRAL CONNECTICUT	L 32-43	351
Free throw pct	.697	.647	12/17/12	WAGNER	w 77-54	233
REBOUNDS	1041	972	12/22/12	at Cleveland State	L 47-58	223
Rebounds per game	37.2	34.7	12/29/12	at Colgate	L 61-72	255
Rebounding margin	+2.5	-	* 01/02/13	at Vermont	Lot 60-63	580
ASSISTS	310	304	* 01/05/13	STONY BROOK	L 44-48	309
Assists per game	11.1	10.9	* 01/09/13	UMBC	w 63-62	278
TURNOVERS	446	361	* 1/16/13	at Albany	L 43-78	0
Turnovers per game	15.9	12.9	* 01/19/13	BOSTON UNIVERSITY	L 53-55	471
Turnover margin	-3.0	-	* 01/23/13	at Hartford	L 56-63	1190
Assist/turnover ratio	0.7	0.8	* 1-26-13	at Binghamton	w 60-52	4208
STEALS	158	237	* 01/29/13	MAINE	w 61-54	388
Steals per game	5.6	8.5	* 2/2/2013	at Stony Brook	L 47-60	272
BLOCKS	65	50	* 02/06/13	VERMONT	w 67-45	431
Blocks per game	2.3	1.8	* 2/13/13	at UMBC	L 50-59	710
WINNING STREAK	1	-	* 2/16/13	at Boston University	L 45-59	505
Home win streak	0	-	* 02/20/13	HARTFORD	w 51-49	356
ATTENDANCE	4402	12009	* 02/23/13	BINGHAMTON	L 42-55	424
Home games-Avg/Game	12-367	15-775	* 02/27/13	ALBANY	L 46-55	381
Neutral site-Avg/Game	-	1-378	* 03/02/13	at Maine	w 86-63	1204

Score by Periods	1	2	OT	Totals
New Hampshire	726	796	6	1528
Opponents	725	860	9	1594

STONY BROOK SEAWOLVES

2011-12 Roster

No.	Name	Cl.	Pos.	Ht.	Hometown/High School/Last School
3	Latasia Ward	Jr.	G	5-7	Bronx, N.Y./Wings Academy/ASA College
5	Gerda Gatling	Sr.	F	5-11	Woodbridge, Va./Forest Park
11	Dani Klupenger	Sr.	G	5-9	Aurora, Ore./Central Catholic
12	Teasha Harris	Jr.	G	5-7	Bloomington, Ill./Bloomington/Kirkwood CC
13	Sabre Proctor	So.	F	6-0	Harrisburg, Pa./Harrisburg/North Carolina A&T
14	Miranda Jenkins	R-Fr.	G	5-7	Gibsonville, N.C./Eastern Guilford
15	Natalie Myers	So.	G	5-5	Clackamas, Ore./Clackamas
20	Brittany Snow	Fr.	F	6-0	Shamong, N.J./Seneca
21	Taylor Burner	Sr.	C	6-4	Port Jefferson, N.Y./Port Jefferson
22	Sam Landers	Sr.	G	5-7	Springfield, Va./West Springfield
23	Kim Hanlon	Fr.	G	5-8	White Plains, N.Y./White Plains
24	Olivia Dudley	Fr.	G	5-9	Whippany, N.J./Whippany
32	Chikilra Goodman	Jr.	G	5-8	Philadelphia, Pa./Bodine/Paris JC
40	Alyssa Coiro	Fr.	F	6-1	Califon, N.J./Rutgers Prep

Head Coach: Beth O'Boyle (Gettysburg College, '98), second season
Assistant Coaches: Todd Mitmesser (Berea, '93); Kate DeSorrento (Union, '06)
Director of Operation: Cori Champers (Georgia, '07)

Head Coach



Beth O'Boyle

Media Relations Contact



Beth Ann Clyde

Overall Record: 14-15

Conference Record: 6-10

Record as No. 4 Seed: 1-1, second appearance

Best Finish as No. 4 Seed: lost in semifinals

Head Coach: Beth O'Boyle

Record at Stony Brook: 18-41 (.305)

Career Record: same

O'Boyle's Record in America East Championship: 0-1 (.000), one appearance

Basketball SID: Beth Ann Clyde

Office Phone: 631-632-6328

Past America East Championships

2012	#9 seed--lost to Maine, 43-49 (fr)
2011	#8 seed--defeated Maine, 76-55 (fr), lost to UMBC 65-74 (q)
2010	#4 seed--defeated Binghamton, 71-60 (q), lost to Hartford, 43-65 (s)
2009	#7 seed--lost to Hartford, 55-68 (q)
2008	#9 seed--defeated Maine, 64-58 (fr), lost to Hartford, 41-72 (q)
2007	#2 seed--lost to UMBC, 64-67 (q)
2006	#2 seed--defeated Vermont, 59-52 (q), lost to Boston U., 76-74 (ot) (s)
2005	#9 seed--loss to Boston U. 74-85 (fr)
2004	#9 seed--lost to New Hampshire, 74-65 (fr)
2003	#5 seed--lost to New Hampshire, 70-57 (q)
2002	#7 seed--defeated Boston University, 63-46 (q), defeated New Hampshire, 65-54 (s), lost to Hartford, 50-47 (c)

(fr) first round; (q) quarterfinals; (s) semifinals; (c) championship

STONY BROOK SEAWOLVES



America East Women's Basketball Stony Brook Combined Team Statistics (Through games of Mar 04, 2013) All games



RECORD:	OVERALL	HOME	AWAY	NEUTRAL
ALL GAMES	14-15	9-6	5-9	0-0
CONFERENCE	6-10	4-4	2-6	0-0
NON-CONFERENCE	8-5	5-2	3-3	0-0

##	Player	gp-gs	min	avg	Total			3-Point		F-Throw		Rebounds				pts	avg					
					fg-fga	fg%	3fg-fga	3fg%	ft-fa	ft%	off	def	tot	avg	pf			dq	a	to	blk	stl
13	PROCTOR, Sabre	28-9	630	22.5	112-251	.446	8-35	.229	72-92	.783	37	67	104	3.7	81	3	12	55	3	22	304	10.9
02	PREVILON, Jessica	28-22	752	26.9	109-218	.500	0-1	.000	44-103	.427	86	138	224	8.0	58	2	36	78	4	25	262	9.4
32	GOODMAN, Chikira	27-25	810	30.0	91-226	.403	10-38	.263	48-96	.500	37	142	179	6.6	44	0	98	101	2	59	240	8.9
20	SNOW, Brittany	29-25	653	22.5	74-202	.366	0-0	.000	41-68	.603	47	58	105	3.6	56	1	19	39	1	26	189	6.5
11	KLUPENGER, Dani	26-19	661	25.4	49-143	.343	42-126	.333	5-7	.714	3	49	52	2.0	21	0	23	21	1	8	145	5.6
12	HARRIS, Teasha	29-1	560	19.3	51-163	.313	15-61	.246	43-56	.768	14	58	72	2.5	61	1	43	67	2	31	160	5.5
15	MYERS, Natalie	18-10	269	14.9	17-70	.243	10-41	.244	6-10	.600	2	5	7	0.4	20	0	20	26	0	9	50	2.8
05	GATLING, Gerda	29-28	743	25.6	25-78	.321	0-1	.000	18-33	.545	76	56	132	4.6	58	0	29	52	11	38	68	2.3
23	HANLON, Kim	24-4	265	11.0	16-59	.271	5-18	.278	10-20	.500	7	19	26	1.1	29	1	9	28	1	12	47	2.0
14	JENKINS, Miranda	7-0	22	3.1	5-9	.556	0-0	.000	0-0	.000	0	0	0	0.0	1	0	1	0	0	1	10	1.4
01	BURNER, Taylor	23-1	166	7.2	10-32	.313	0-0	.000	10-15	.667	4	13	17	0.7	17	0	3	18	6	3	30	1.3
21	WARD, Latasia	9-0	35	3.9	1-11	.091	0-2	.000	9-10	.900	4	0	4	0.4	1	0	2	3	0	1	11	1.2
22	LANDERS, Sam	21-1	195	9.3	6-35	.171	1-12	.083	6-6	1.000	8	15	23	1.1	17	0	11	13	0	4	19	0.9
40	COIRO, Alyssa	13-0	64	4.9	4-16	.250	0-0	.000	1-5	.200	7	5	12	0.9	5	0	0	4	1	2	9	0.7
Total.....		29	5825		570-1513	.377	91-335	.272	313-521	.601	397	680	1077	37.1	469	8	306	519	32	241	1544	53.2
Opponents.....		29	5824		561-1463	.383	168-526	.319	319-464	.688	300	668	968	33.4	486	-	358	511	90	270	1609	55.5

TEAM STATISTICS	STONYBRO	OPP
SCORING	1544	1609
Points per game	53.2	55.5
Scoring margin	-2.2	-
FIELD GOALS-ATT	570-1513	561-1463
Field goal pct	.377	.383
3 POINT FG-ATT	91-335	168-526
3-point FG pct	.272	.319
3-pt FG made per game	3.1	5.8
FREE THROWS-ATT	313-521	319-464
Free throw pct	.601	.688
REBOUNDS	1077	968
Rebounds per game	37.1	33.4
Rebounding margin	+3.8	-
ASSISTS	306	358
Assists per game	10.6	12.3
TURNOVERS	519	511
Turnovers per game	17.9	17.6
Turnover margin	-0.3	-
Assist/turnover ratio	0.6	0.7
STEALS	241	270
Steals per game	8.3	9.3
BLOCKS	32	90
Blocks per game	1.1	3.1
WINNING STREAK	0	-
Home win streak	1	-
ATTENDANCE	4055	15497
Home games-Avg/Game	15-270	14-1107
Neutral site-Avg/Game	-	0-0

Date	Opponent	Score	Att.
11/9/12	RIDER	L 50-62	372
11/11/12	NAVY	W 44-40	410
11/18/12	at Morgan State	Lot 63-66	367
11/25/12	at NJIT	W 59-34	277
11/28/12	at Robert Morris	W 56-48	348
11/30/12	at Youngstown State	L 43-76	1061
12/4/12	SACRED HEART	W 51-46	197
12/08/12	at Fordham	W 58-46	421
12/11/12	FAIRLEIGH DICKINSON	L 49-56	198
12/15/12	SAINT PETER'S	W 63-41	281
12/19/12	ST. FRANCIS BROOKLYN	W 65-52	106
12/21/12	at Rutgers	L 44-72	0
12/30/12	IONA	W 70-64	320
* 1/2/13	BOSTON UNIVERSITY	L 61-72	215
* 01/05/13	at New Hampshire	W 48-44	309
* 1/9/13	BINGHAMTON	W 56-34	194
* 01/12/13	at Hartford	L 43-59	1878
* 1/19/13	VERMONT	W 68-53	357
* 1/23/13	at UMBC	L 59-70	2905
* 01/26/13	at Maine	L 51-67	1311
* 1/30/13	ALBANY	L 35-68	266
* 2/2/2013	NEW HAMPSHIRE	W 60-47	272
* 2/6/13	at Boston University	L 45-64	276
* 2/10/13	HARTFORD	L 44-60	0
* 2/13/13	at Binghamton	W 60-57	2505
* 02/16/13	at Vermont	L 43-46	3006
* 2/20/13	UMBC	L 51-52	434
* 2/23/13	MAINE	W 56-53	433
* 3/2/13	at Albany	L 49-60	833

Score by Periods	1	2	OT	Totals
Stony Brook	707	829	8	1544
Opponents	776	822	11	1609

Media Information

Notebooks

Team Profiles

Record Book

Statistics

VERMONT CATAMOUNTS

2011-12 Roster

No.	Name	Cl.	Pos.	Ht.	Hometown/High School/Last School
00	Sam Simononis	Jr	G	5-8	Perkasie, Pa./Pennridge
2	Morgan Albert	Sr	G	6-0	Brighton, Mich./Brighton
3	Tonya Conley	Jr	G	5-6	Burlington, Vt./Burlington/Dayton
4	Shavonne White	So	G	5-8	Aurora, Colo./Cherry Creek
10	Kylie Atwood	Fr	G	5-5	Irasburg, Vt./Lake Region Union
11	Sam Brenner	Fr	F	6-3	Nashua, N.H./New Hampton School
12	Shanai Heber	Sr	G	5-10	Paterson, N.J./Patterson Kennedy/Seton Hall
14	Niki Taylor	So	F	6-0	York, Maine/York
15	Annie Wheeler	So	F	6-2	Suwanne, Ga./North Gwinnett
21	Kayla Burchill	So	F	6-1	Portland, Maine/Deering
22	Tierra Shumpert	So	G	5-10	Lone Tree, Colo./Highlands Ranch
23	Gracia Hutson	Fr	F	6-2	Wayzata, Minn./Hopkins
24	Lauren Wheeler	Sr	G/F	6-0	Ancaster, Ontario/Westdale
25	Kaylea Britton	Fr	F	6-0	Ulysses, Kan./Ulysses
32	Lauren Buschmann	Sr	F/C	6-2	St. Catharines, Ontario/Governor Simcoe

Head Coach: Lori Gear McBride (North Carolina '97), third season

Assistant Coaches: Shannon Bush (Holy Cross '06), Devin Jefferson (Seton Hall '01), Courtney Pilypaitis (Vermont '10)

Director of Basketball Operations: Same Allen (Colby '10)

Head Coach



Lori Gear McBride

Media Relations Contact



Lisa Champagne

Overall Record: 9-20

Conference Record: 6-10

Record as No. 6 Seed: 0-1, second appearance

Best Finish as No. 6 Seed: lost in quarterfinals

Head Coach: Lori Gear McBride

Record at Vermont: 24-65 (.348), third year

Career Record: 86-130 (.439), seventh year

Gear McBride's Record in America East Championship: 0-2 (.000), two appearances

Basketball SID: Lisa Champagne

Office Phone: 802.656.1818

Cell Phone: 802.363.6368

Past America East Championships

2012	#7 seed--lost to Albany, 61-74 (q)
2011	#7 seed--lost to Boston U., 38-62 (q)
2010	#2 seed--defeated Albany, 61-36 (q), defeated Boston U., 69-52 (s), defeated Hartford, 55-50 (c)
2009	#3 seed--defeated New Hampshire, 57-45 (q), defeated Hartford, 66-56 (s), defeated Boston U., 74-66 (c)
2008	#2 seed--defeated New Hampshire, 70-45 (q), lost to Boston U., 74-76 (ot) (s)
2007	#3 seed--defeated Maine, 70-57 (q), lost to UMBC, 67-56 (s)
2006	#7 seed--lost to Stony Brook, 59-52 (q)
2005	#4 seed--defeated Binghamton, 72-57 (q), loss to Boston U, 63-70 (s)
2004	#6 seed--lost to Boston U., 67-57 (q)
2003	#2 seed--defeated Binghamton, 69-58 (q), lost to Boston U., 68-57 (s)
2002	#1 seed--defeated Northeastern, 58-48 (q), lost to Hartford, 60-59 (s)
2001	#3 seed--defeated New Hampshire, 72-62 (q), defeated Drexel, 81-61 (s), lost to Delaware, 69-64 (OT) (c)
2000	#1 seed--defeated Drexel, 73-49 (q), defeated Northeastern, 69-56 (s), defeated Maine, 77-50 (c)
1999	#4 seed--defeated Delaware, 74-64 (q), lost to Maine, 66-61 (s)
1998	#1 seed--defeated Hofstra, 72-69 (q), defeated Towson, 78-55 (s), lost to Maine, 81-80 (c)
1997	#2 seed--defeated Delaware, 72-40 (q), defeated New Hampshire, 63-60 (s), lost to Maine, 92-70 (c)
1996	#2 seed--defeated Boston U., 98-60 (q), defeated New Hampshire, 74-70 (OT) (s), lost to Maine, 88-55 (c)
1995	#4 seed--lost to Boston U., 72-64 (q)
1994	#3 seed--defeated Hartford, 87-66 (q), defeated New Hampshire, 70-50 (s), defeated Northeastern, 53-51 (c)
1993	#1 seed--defeated Drexel, 75-56 (q), defeated Delaware, 75-62 (s), defeated Maine, 62-45 (c)
1992	#1 seed--defeated Hartford, 80-30 (q), defeated Delaware, 82-66 (s), defeated Maine, 70-50 (c)
1991	#2 seed--defeated Northeastern, 83-56 (s), lost to Maine, 79-64 (c)
1990	#5 seed--defeated Colgate, 70-67 (q), lost to Maine, 64-54 (s)

(fr) first round; (q) quarterfinals; (s) semifinals; (c) championship

VERMONT CATAMOUNTS



America East Women's Basketball Vermont Combined Team Statistics (Through games of Mar 04, 2013) All games



RECORD:	OVERALL	HOME	AWAY	NEUTRAL
ALL GAMES	9-20	8-4	1-16	0-0
CONFERENCE	6-10	5-3	1-7	0-0
NON-CONFERENCE	3-10	3-1	0-9	0-0

##	Player	gp-gs	min	avg	Total		3-Point		F-Throw		Rebounds				pf		dq		a		to		pts	avg
					fg-fga	fg%	3fg-fga	3fg%	ft-fga	ft%	off	def	tot	avg	pf	dq	a	to	blk	stl				
32	Buschmann, Lauren	29-29	697	24.0	87-203	.429	0-0	.000	80-127	.630	76	99	175	6.0	89	5	38	55	23	40	254	8.8		
14	Taylor, Niki	29-20	667	23.0	89-245	.363	1-5	.200	74-94	.787	83	68	151	5.2	64	1	25	70	5	24	253	8.7		
22	Shumpert, Tierra	29-22	894	30.8	83-305	.272	35-149	.235	26-34	.765	15	76	91	3.1	55	1	83	118	5	29	227	7.8		
12	Heber, Shanai	5-5	155	31.0	10-29	.345	0-0	.000	11-17	.647	14	25	39	7.8	14	0	17	25	2	13	31	6.2		
15	Wheeler, Annie	28-0	304	10.9	57-123	.463	0-2	.000	31-49	.633	32	47	79	2.8	60	3	12	35	4	6	145	5.2		
00	Simononis, Sam	21-11	368	17.5	30-90	.333	19-52	.365	13-22	.591	10	26	36	1.7	31	0	15	23	4	10	92	4.4		
24	Wheeler, Lauren	28-24	706	25.2	40-133	.301	21-68	.309	21-31	.677	19	70	89	3.2	47	0	59	55	10	17	122	4.4		
10	Atwood, Kylie	28-7	580	20.7	34-126	.270	25-86	.291	6-6	1.000	16	58	74	2.6	39	0	36	58	0	20	99	3.5		
21	Burchill, Kayla	23-0	211	9.2	23-78	.295	18-65	.277	16-20	.800	9	28	37	1.6	17	0	9	15	6	7	80	3.5		
25	Britton, Kaylea	28-0	203	7.3	36-98	.367	1-6	.167	1-3	.333	11	26	37	1.3	28	1	11	19	1	6	74	2.6		
23	Hutson, Gracia	28-9	390	13.9	31-74	.419	0-1	.000	9-26	.346	36	49	85	3.0	44	0	14	31	22	8	71	2.5		
11	Brenner, Sam	15-0	63	4.2	4-17	.235	0-0	.000	10-13	.769	4	13	17	1.1	10	0	1	7	2	2	18	1.2		
03	Conley, Tonya	28-17	499	17.8	12-57	.211	1-16	.063	5-8	.625	27	52	79	2.8	32	0	34	43	0	26	30	1.1		
02	Albert, Morgan	14-1	84	6.0	2-10	.200	0-4	.000	1-2	.500	8	3	11	0.8	4	0	7	16	1	3	5	0.4		
04	White, Shavonne	1-0	4	4.0	0-3	.000	0-1	.000	0-0	.000	0	0	0	0.0	1	0	0	0	0	0	0	0.0		
Total.....		29	5825		538-1591	.338	121-455	.266	304-452	.673	426	701	1127	38.9	535	11	361	586	85	211	1501	51.8		
Opponents.....		29	5825		623-1553	.401	136-439	.310	419-606	.691	337	709	1046	36.1	449	-	348	457	105	305	1801	62.1		

TEAM STATISTICS	VERMONT	OPP	Date	Opponent	Score	Att.
SCORING	1501	1801	11/9/12	at Marist	L 45-66	2481
Points per game	51.8	62.1	11/11/12	COLUMBIA	W 46-40	621
Scoring margin	-10.3	-	11/14/12	at Providence	L 76-92	337
FIELD GOALS-ATT	538-1591	623-1553	11/17/12	BROWN	W 66-56	731
Field goal pct	.338	.401	11/21/12	at Jacksonville	L 67-78	157
3 POINT FG-ATT	121-455	136-439	11/24/12	at North Florida	L 61-64	570
3-point FG pct	.266	.310	11/27/12	at Fairfield	L 47-51	183
3-pt FG made per game	4.2	4.7	11/30/12	HOUSTON BAPTIST	W 59-48	826
FREE THROWS-ATT	304-452	419-606	12/01/12	DREXEL	L 49-66	941
Free throw pct	.673	.691	12/5/12	at Central Connecticut	L 41-67	1112
REBOUNDS	1127	1046	12/16/12	at Oklahoma State	L 30-83	1889
Rebounds per game	38.9	36.1	12/20/12	at Boston College	L 43-80	531
Rebounding margin	+2.8	-	12-29-12	at Canisius	L 55-56	764
ASSISTS	361	348	* 01/02/13	NEW HAMPSHIRE	Wot 63-60	580
Assists per game	12.4	12.0	* 1/9/13	at Boston University	L 30-58	206
TURNOVERS	586	457	* 01/12/13	UMBC	W 63-60	732
Turnovers per game	20.2	15.8	* 1-16-13	at Binghamton	W 61-56	1473
Turnover margin	-4.4	-	* 1/19/13	at Stony Brook	L 53-68	357
Assist/turnover ratio	0.6	0.8	* 01/23/13	MAINE	W 61-53	589
STEALS	211	305	* 1/26/13	at Albany	L 32-59	0
Steals per game	7.3	10.5	* 01/30/13	HARTFORD	L 51-60	593
BLOCKS	85	105	* 02/06/13	at New Hampshire	L 45-67	431
Blocks per game	2.9	3.6	* 2/9/13	at UMBC	L 55-71	627
WINNING STREAK	0	-	* 02/13/13	BOSTON UNIVERSITY	L 47-56	638
Home win streak	1	-	* 02/16/13	STONY BROOK	W 46-43	3006
ATTENDANCE	10579	14729	* 02/20/13	at Maine	L 63-73	1176
Home games-Avg/Game	12-882	17-866	* 02/24/13	ALBANY	L 52-68	680
Neutral site-Avg/Game	-	0-0	* 02/27/13	BINGHAMTON	W 61-43	642
			* 03/02/13	at Hartford	L 33-59	2435

Score by Periods	1	2	OT	Totals
Vermont	725	767	9	1501
Opponents	842	953	6	1801

CHAMPIONSHIP RESULTS

Media Information

Annual America East Championship Results & Honors

2012

(All games at Chase Arena at Reich Family Pav., W. Hartford, Conn.)

First Round #8 Maine 49, #9 Stony Brook 43
 Quarterfinals #1 Boston U. 52, Maine 43
 #5 UMBC 59, #4 New Hampshire 57
 #2 Albany 74, #7 Vermont 61
 #6 Binghamton 48, #3 Hartford 45
 Semifinals UMBC 77, Boston U. 61
 Albany 58, Binghamton 50

Albany, N.Y.

Final Albany 69, UMBC 61

All-Championship Ebone Henry, Albany
 Cassandra Callaway, Albany
 Julie Forster, Albany
 Erin Brown, UMBC
 Michelle Kurowski, UMBC
 Most Outstanding Ebone Henry, Albany

2011

(All games at Chase Arena at Reich Family Pav., W. Hartford, Conn.)

First Round #8 Stony Brook 76, #9 Maine 55
 Quarterfinals #2 Boston U. 67, #7 Vermont 38
 #3 Binghamton 67, #6 New Hampshire 53
 #1 UMBC 74, Stony Brook 65
 #4 Hartford 48, #5 Albany 43
 Semifinals Boston U. 58, Binghamton 44
 Hartford 66, UMBC 48

Boston, Mass.

Final Hartford 65, Boston U. 53

All-Championship Alex Hall, Hartford
 Daphne Elliott, Hartford
 Ruthanne Doherty, Hartford
 Chantell Alford, Boston U.
 Alex Young, Boston U.
 Most Outstanding Alex Hall, Hartford

2010

(All games at Chase Arena at Reich Family Pav., W. Hartford, Conn.)

First Round #9 New Hampshire 65, #8 Maine 50
 Quarterfinals #2 Vermont 61, #7 Albany 36
 #3 Boston U. 60, #6 UMBC 49
 #1 Hartford 68, New Hampshire 35
 #4 Stony Brook 71, #5 Binghamton 60
 Semifinals Vermont 69, Boston U. 52
 Hartford 65, Stony Brook 43
 Final Vermont 55, at Hartford 50

All-Championship Courtney Pilypaitis, Vermont
 Alissa Sheftic, Vermont
 Diana Delva, Hartford
 Alex Young, Boston U.
 Kirsten Jeter, Stony Brook

Most Outstanding Courtney Pilypaitis, Vermont

2009

(All games at Chase Arena at Reich Family Pav., W. Hartford, Conn.)

First Round #8 Albany 63, #9 Maine 43
 Quarterfinals #4 Binghamton 66, #5 UMBC 54
 #1 Boston U. 77, #8 Albany 75 (OT)
 #2 Hartford 68, #7 Stony Brook 53
 #3 Vermont 57, #6 New Hampshire 45
 Semifinals Boston U. 57, Binghamton 53
 Vermont 66, Hartford 56
 Final Vermont 74, Boston U. 66

All-Championship Courtney Pilypaitis, Vermont
 May Kotsopoulos, Vermont
 Jesyka Burks-Wiley, Boston U.
 Amarachi Umez-Eronini, Boston U.

Notebooks

Team Profiles

Record Book

Statistics

Most Outstanding Katie Kelley, Hartford
 Courtney Pilypaitis, Vermont

2008

(All games at Chase Arena at Reich Family Pav., W. Hartford, Conn.)

First Round #9 Stony Brook 64, #8 Maine 58
 Quarterfinals #2 Vermont 70, #7 New Hampshire 45
 #3 Boston U. 88, #6 UMBC 59
 #1 Hartford 72, Stony Brook 41
 #4 Albany 64, #5 Binghamton 57
 Semifinals Hartford 60, Albany 40
 Boston U. 76, Vermont 74 (2OT)
 Championship Hartford 61, Boston U. 45

All-Championship Danielle Hood, Hartford
 Erica Beverly, Hartford
 Lisa Etienne, Hartford
 Cheri Raffo, Boston U.
 Jesyka Burks-Wiley, Boston U.
 Most Outstanding Lisa Etienne, Hartford

2007

(All games at Events Center, Binghamton, N.Y.)

First Round #8 Albany 64, #9 New Hampshire 61
 Quarterfinals #7 UMBC 67, #2 Stony Brook 64
 #3 Vermont 70, #6 Maine 57
 #1 Hartford 60, #8 Albany 50
 #4 Binghamton 63, #5 Boston U. 58
 Semifinals UMBC 67, Vermont 56
 Hartford 56, Binghamton 46
 Championship UMBC 48, Hartford 46

All-Championship Danielle Hood, Hartford
 Laura Sario, Binghamton
 Amanda Robinson, UMBC
 Sharri Rohde, UMBC
 Carlee Cassidy, UMBC
 Most Outstanding Amanda Robinson, UMBC

2006

(All games at Chase Arena at Reich Family Pav., W. Hartford, Conn.)

First Round #8 Maine 73, #9 Albany 56
 Quarterfinals #2 Stony Brook 59, #7 Vermont 52
 #3 Boston University 66, #6 New Hampshire 60
 #1 Hartford 58, Maine 35
 #4 Binghamton 72, #5 UMBC 66 (OT)
 Semifinals Boston U. 76, Stony Brook 74 (OT)
 Hartford 57, Binghamton 46
 Championship Hartford 75, Boston U. 56

All-Championship Erika Messam, Hartford
 Erica Beverly, Hartford
 Danielle Wexler, Hartford
 Rachel Laws, Binghamton
 Jesyka Burks-Wiley, Boston U.
 Most Outstanding Erika Messam, Hartford

2005

(All games at Chase Arena at Reich Family Pav., W. Hartford, Conn.)

First Round #8 Boston University 85, #9 Stony Brook 74
 #7 Northeastern 49, #10 UMBC 48
 Quarterfinals #4 Vermont 80, #5 Binghamton 65
 Boston U. 63, #1 Maine 51
 #2 Hartford 47, Northeastern 43
 #3 New Hampshire 68, #6 Albany 48
 Semifinals Boston U. 70, Vermont 63
 Hartford 52, New Hampshire 38
 Championship Hartford 52, Boston U. 50

All-Championship Erika Messam, Hartford
 Ikea Witt, Hartford
 Katie Meinhardt, Boston U.
 Adrienne Norris, Boston U.
 Lani Boardman, Vermont
 Most Outstanding Erika Messam, Hartford

2004**(All games at Chase Arena at Reich Family Pav., W. Hartford, Conn.)**

First Round	#7 Northeastern 55, #10 UMBC 30 #8 New Hampshire 74, #9 Stony Brook 65
Quarterfinals	#3 Boston University 67, #6 Vermont 57 Northeastern 63, #2 Binghamton 53 #1 Maine 66, New Hampshire 40 #4 Albany 52, #5 Hartford 50
Semiifinals	Maine 62, Albany 49 Boston University 71, Northeastern 53
Championship	Maine 68, Boston University 43

All-Championship	Heather Ernest, Maine Melissa Heon, Maine Katie Terhune, Boston U. Adrienne Norris, Boston U. Alicia Learn, Albany
Most Outstanding	Heather Ernest, Maine

2003**(All games at Chase Arena at Reich Family Pav., W. Hartford, Conn.)**

Quarterfinals	#2 Vermont 69, #7 Binghamton 58 #3 Boston University 55, #6 Northeastern 53 #1 Maine 71, #8 Hartford 51 #4 New Hampshire 70, #5 Stony Brook 57
Semifinals	Maine 71, New Hampshire 65 Boston University 68, Vermont 57
Championship	Boston University 69, Maine 65

All-Championship	Alison Argentieri, Boston U. Heather Ernest, Maine Larissa Parr, Boston U. Maren Matthias, New Hampshire Katie Terhune, Boston U.
Most Outstanding	Katie Terhune, Boston U.

2002**(All games at Chase Arena at Reich Family Pav., W. Hartford, Conn.)**

Quarterfinals	#7 Stony Brook 63, #2 Boston University 46 #6 New Hampshire 58, #3 Binghamton 53 #1 Vermont 58, #8 Northeastern 48 #5 Hartford 59, #4 Maine 55
Semifinals	Hartford 60, Vermont 59 Stony Brook 65, New Hampshire 54
Championship	Hartford 60, Stony Brook 57

All-Championship	Janeka Lopp, Hartford Dorcas Miller, Hartford Kenitra Johnson, Hartford Sherry Jordan, Stony Brook Aaron Yantzi, Vermont
Most Outstanding	Kenitra Johnson, Hartford

2001**(All games at Patrick Gymnasium, Burlington, Vt.)**

First Round	#8 Boston University 82, #9 Hofstra 72 #7 Northeastern 71, #10 Towson 63
Quarterfinals	#5 Hartford 70, #4 Maine 55 #1 Delaware 67, Boston University 49 #2 Drexel 90, Northeastern 78 #3 Vermont 72, #6 New Hampshire 62
Semifinals	Delaware 50, Hartford 47 Vermont 81, Drexel 61
Championship	Delaware 69, Vermont 64

All-Championship	Michelle Maslowski, Drexel Libby Smith, Vermont Morgan Hall, Vermont Christina Rible, Delaware Cindy Johnson, Delaware
Most Outstanding	Cindy Johnson, Delaware

2000**(All games at Patrick Gymnasium, Burlington, Vt.)**

First Round	#10 Boston University 84, #7 Towson 69 #8 Drexel 70, #9 Hofstra 62 (OT)
Quarterfinals	#3 Delaware 77, #6 New Hampshire 65 #2 Maine 73, Boston University 52 #1 Vermont 73, Drexel 49 #4 Northeastern 73, #5 Hartford 58
Semifinals	Vermont 69, Northeastern 56

Championship Team-by-Team Records

Team (Recent)	W	L	Pct.	Semi	Final	Titles
Vermont (2010)	34	17	.667	18	11	6
Maine (2004)	34	20	.630	17	15	7
Hartford (2008)	23	18	.561	12	7	4
Boston U. (2003)	*30	25	.545	17	11	3
Albany	7	8	.467	3	1	1
UMBC (2007)	6	8	.429	3	2	1
Stony Brook	6	11	.353	3	1	0
Binghamton	5	11	.313	5	0	0
New Hampshire	9	#28	.243	12	0	0
Northeastern (1999)	22	17	.564	14	7	4
Delaware (2001)	7	9	.438	4	1	1
Drexel	7	10	.412	4	0	0
Towson	3	6	.333	1	0	0
Hofstra	3	7	.300	0	0	0
Colgate	0	1	.000	0	0	0

*win total includes a consolation win in 1985

#loss total includes two consolation losses in 1986 and 1985

Championship	Maine 74, Delaware 66 Vermont 77, Maine 50
--------------	---

All-Championship	Jamie Cassidy, Maine Karalyn Church, Vermont Christie Lauzon, Vermont Libby Smith, Vermont Tessa Tinsley, Northeastern
Most Outstanding	Karalyn Church, Vermont

1999**(All games at Patrick Gymnasium, Burlington, Vt.)**

First Round	#7 Towson 87, #10 Boston University 67 #8 Hofstra 53, #9 Hartford 52
Quarterfinals	#6 Drexel 69, #3 New Hampshire 59 #2 Northeastern 58, Towson 46 #1 Maine 69, Hofstra 57 #4 Vermont 74, #5 Delaware 64
Semifinals	Northeastern 76, Drexel 58 Maine 66, Vermont 61
Championship	Northeastern 57, Maine 55

All-Championship	Jamie Cassidy, Maine Karalyn Church, Vermont Maureen Michaels, Drexel Tessa Tinsley, Northeastern Amy Vachon, Maine
Most Outstanding	Tessa Tinsley, Maine

1998**(All games at Alford Arena, Orono, Maine)**

First Round	#9 Hofstra 76, #8 Boston University 62 #7 Drexel 68, #10 Delaware 66
Quarterfinals	#1 Vermont 72, Hofstra 69 #2 Maine 84, Drexel 59 #3 Northeastern 71, #6 New Hampshire 59 #4 Towson 66, #5 Hartford 61
Semifinals	Vermont 78, Towson 55 Maine 77, Northeastern 70
Championship	Maine 81, Vermont 80

All-Championship	Cindy Blodgett, Maine Jamie Cassidy, Maine Karalyn Church, Vermont Kate Gordon, Hofstra Lori Taylor, Vermont
Most Outstanding	Cindy Blodgett, Maine

CHAMPIONSHIP RESULTS

Media Information

1997

(All games at campus sites, higher seeds)

First Round #8 Towson 62, #9 Northeastern 49
 #7 Delaware 76, #10 Boston University 65
 Quarterfinals #1 Maine 99, Towson 57
 #2 Vermont 72, Delaware 40
 #3 New Hampshire 74, #6 Hofstra 62
 #5 Drexel 57, #4 Hartford 56
 Semifinals Maine 110, Drexel 68
 Vermont 63, New Hampshire 60
 Championship Maine 92, Vermont 70

All-Championship Sandi Carver, Maine
 Jamie Cassidy, Maine
 Karalyn Church, Vermont
 Sheila Danker, New Hampshire
 Alex Lawson, Vermont
 Most Outstanding Cindy Blodgett, Maine

1996

(All games at campus sites, higher seeds)

First Round #8 Drexel 88, #9 Towson 81
 #7 Boston University, 85 #10 Hofstra 82
 Quarterfinals #1 Maine 88, Drexel 51
 #2 Vermont 98, Boston University 60
 #3 New Hampshire 66, #6 Northeastern 52
 #4 Hartford 72, #5 Delaware 55
 Semifinals Maine 80, Hartford 69
 Vermont 74, New Hampshire 70 (OT)
 Championship Maine 88, Vermont 55

All-Championship Sheila Danker, New Hampshire
 Stephanie Guidi, Maine
 Alex Lawson, Vermont
 Stacey Porrini, Maine
 Heather Weindorfer, Hartford
 Most Outstanding Cindy Blodgett, Maine

1995

(All games at campus sites, higher seeds)

First Round #8 Hofstra 72, #9 Hartford 63
 Quarterfinals #1 Maine 78, Hofstra 67
 #2 Northeastern 65, #7 Delaware 59
 #6 Drexel 67, #3 New Hampshire 61
 #5 Boston University 72, #4 Vermont 64
 Semifinals Maine 71, Boston University 56
 Northeastern 78, Drexel 53

Championship Maine 70, Northeastern 59
 All-Championship Katasha Artis, Northeastern
 Alicia Charles, Boston U.
 Kate Gordon, Hofstra
 Stephanie Guidi, Maine
 Eddwena Wright, Northeastern
 Most Valuable Cindy Blodgett, Maine

1994

(All games at campus sites, higher seeds)

Quarterfinals* #3 Vermont 87, #8 Hartford 66
 #4 New Hampshire 78, #7 Drexel 63
 #6 Boston University 62, #5 Delaware 60
 Semifinals #2 Northeastern 74, Boston University 48
 Vermont 70, New Hampshire 50
 Championship Vermont 53, Northeastern 51

All-Championship Janet Apap, Vermont
 Katasha Artis, Northeastern
 Carrine Jones, Northeastern
 Marcie Lane, New Hampshire
 Julie Schmidt, Boston U.
 Most Valuable Sheri Turnbull, Vermont

*-#1 seed vacated due to Maine's ineligibility for scheduling too many games

1993

(Quarterfinals at campus sites, higher seeds; semifinals, championship at Patrick Gymnasium, Burlington, Vt.)

Quarterfinals #1 Vermont 75, #8 Drexel 56
 #7 Maine 59, #2 New Hampshire 55
 #3 Northeastern 65, #6 Boston University 52
 #4 Delaware 73, #5 Hartford 64
 Semifinals Vermont 75, Delaware 62
 Maine 44, Northeastern 43
 Championship Vermont 62, Maine 45

All-Championship Katasha Artis, Northeastern
 Heather Briggs, Maine
 Stephanie Guidi, Maine
 Jen Niebling, Vermont
 Sheri Turnbull, Vermont
 Most Valuable Sharon Bay, Vermont

Notebooks

Team Profiles

Record Book

Statistics

WHO'S BEATEN WHOM IN CHAMPIONSHIP PLAY

	ALB	BIN	BOS	Colg	Del	Drex	UH	Hof	UM	UMBC	UNH	NU	SBU	Tow	UVM
Albany	-	2-0	0-1	0-0	0-0	0-0	1-3	0-0	1-2	1-0	1-1	0-0	0-0	0-0	1-1
Binghamton	0-2	-	1-2	0-0	0-0	0-0	1-2	0-0	0-0	2-0	1-1	0-1	0-1	0-0	0-2
Boston U.	1-0	2-1	-	0-0	1-3	0-0	1-4	2-1	5-5	2-1	3-0	5-5	2-1	1-1	6-3
Colgate	0-0	0-0	0-0	-	0-0	0-0	0-0	0-0	0-0	0-0	0-0	0-0	0-0	0-0	0-1
Delaware	0-0	0-0	3-1	0-0	-	0-1	2-1	0-0	0-1	0-0	1-0	0-1	0-0	0-0	1-4
Drexel	0-0	0-0	0-0	0-0	1-0	-	1-0	1-0	0-4	0-0	2-1	1-2	0-0	1-0	0-3
Hartford	3-1	2-1	4-1	0-0	1-2	0-1	-	0-2	3-3	1-1	3-0	1-1	4-0	0-1	1-4
Hofstra	0-0	0-0	1-2	0-0	0-0	0-1	2-0	-	0-2	0-0	0-1	0-0	0-0	0-0	0-1
Maine	2-1	0-0	5-5	0-0	1-0	4-0	3-3	2-0	-	0-0	7-1	3-4	1-2	1-0	6-4
UMBC	0-1	0-2	1-2	0-0	0-0	0-0	1-1	0-0	0-0	-	1-0	0-2	2-0	0-0	1-0
New Hampshire	1-1	1-1	0-3	0-0	0-1	1-2	0-3	1-0	1-7	0-1	-	2-4	2-1	0-0	0-6
Northeastern	0-0	1-0	5-5	0-0	1-0	2-1	1-1	0-0	4-3	2-0	4-2	-	0-0	2-1	0-4
Stony Brook	0-0	1-0	1-2	0-0	0-0	0-0	0-4	0-0	2-1	0-2	1-2	0-0	-	0-0	1-0
Towson	0-0	0-0	1-1	0-0	0-0	0-1	1-0	0-0	0-1	0-0	0-0	1-2	0-0	-	0-1
Vermont	1-1	2-0	3-6	1-0	4-1	3-0	4-1	1-0	4-6	0-1	6-0	4-0	0-1	1-0	-

1992
(Quarterfinals at campus sites, higher seeds; semifinals, championship at Patrick Gymnasium, Burlington, Vt.)

Quarterfinals	#1 Vermont 80, #8 Hartford 30 #2 Maine 68, #7 Drexel 57 #3 New Hampshire 66, #6 Northeastern 49 #4 Delaware 77, #5 Boston University 75
Semifinals	Vermont 82, Delaware 66 Maine 74, New Hampshire 65
Championship	Vermont 70, Maine 50
All-Championship	Sharon Bay, Vermont Tracey Frenette, Maine Missy Kelsen, Vermont Jen Niebling, Vermont Jen Riley, Delaware
Most Valuable	Sharon Bay, Vermont

1991
(Quarterfinals at campus sites, higher seeds; semifinals, championship at Memorial Gymnasium, Orono, Maine)

Quarterfinals	#4 Hartford 55, #5 New Hampshire 53 #6 Northeastern 49, #3 Boston University 47
Semifinals	#2 Vermont 83, Northeastern 56 #1 Maine 79, Hartford 59
Championship	Maine 79, Vermont 64
All-Championship	Betsy Anderson, Hartford Sharon Bay, Vermont Rachel Bouchard, Maine Heather Briggs, Maine Missy Kelsen, Vermont Rachel Bouchard, Maine
Most Valuable	Rachel Bouchard, Maine

1990
(All games at Walter Brown Arena, Boston, Mass.)

Quarterfinals	#2 Boston University 88, #7 Hartford 49 #6 Northeastern 50, #3 New Hampshire 44 #5 Vermont 70, #4 Colgate 67
Semifinals	#1 Maine 64, Vermont 54 Boston University 57, Northeastern 51

Championship Maine 64, Boston University 54

All-Championship Lynn Bay, Boston University
Charlene Blake, Northeastern
Suzanne Bowen, Colgate
Rachel Bouchard, Maine
Tracey Frenette, Maine
Rachel Bouchard, Maine

Most Valuable
1989

(All games at campus sites, higher seeds)

Semifinals #3 Boston University 73, #2 New Hampshire 65
#4 Northeastern 60, #1 Maine 47
Championship Boston University 60, Northeastern 54

1988

(All games at campus sites, higher seeds)

Semifinals #1 Boston University 72, #4 Northeastern 60
#2 Maine 82, #3 New Hampshire 76
Championship Boston University 66, Maine 62

1987

(All games at Case Gymnasium, Boston, Mass.)

Semifinals #1 Northeastern 53, #4 New Hampshire 43
#3 Maine 76, #2 Boston University 54
Championship Northeastern 55, Maine 48

1986

(All games at Cabot Gymnasium Boston, Mass.)

Semifinals #1 Northeastern 64, #4 New Hampshire 46
#3 Boston University 52, #2 Maine 51
Consolation Maine 53, New Hampshire 50
Championship Northeastern 62, Boston University 55

1985

(All games at Cabot Gymnasium, Boston, Mass.)

Semifinals #1 Northeastern 83, #4 Boston University 61
#3 Maine 62, #2 New Hampshire 59
Consolation Boston University 62, New Hampshire 39
Championship Northeastern 73, Maine 59

RECORD AS SEEDED

	1	2	3	4	5	6	7	8	9	10	Total
Albany	0-0	3-0	0-0	2-2	0-1	0-1	0-1	2-2	0-1	0-0	7-8
Binghamton	0-0	0-1	1-2	3-3	0-3	1-1	0-1	0-0	0-0	0-0	5-11
Boston U.	5-2	4-4	9-6	0-1	1-3	1-2	1-1	4-3	0-0	1-3	30-25
Hartford	10-2	4-1	0-1	5-3	4-5	0-0	0-1	0-3	0-2	0-0	23-18
Maine	20-4	8-4	2-2	0-2	0-0	0-1	2-1	2-4	0-2	0-0	34-20
UMBC	1-1	0-0	0-0	0-0	2-3	0-2	3-0	0-0	0-0	0-2	6-8
UNH	0-0	0-3	4-8	2-5	0-1	1-7	0-1	1-1	1-2	0-0	9-28
Stony Brook	0-0	1-2	0-0	1-1	0-1	0-0	2-2	1-1	1-4	0-0	6-11
Vermont	12-2	10-5	9-2	2-3	1-1	0-1	0-3	0-0	0-0	0-0	34-17
Colgate	0-0	0-0	0-0	0-1	0-0	0-0	0-0	0-0	0-0	0-0	0-1
Delaware	3-0	0-0	1-1	2-2	0-3	0-0	1-2	0-0	0-0	0-1	7-9
Drexel	0-0	1-1	0-0	0-0	1-1	2-2	1-3	2-3	0-0	0-0	7-10
Hofstra	0-0	0-0	0-0	0-0	0-0	0-1	0-0	2-2	1-3	0-1	3-7
Northeastern	6-0	6-2	2-2	2-3	0-0	2-5	4-3	0-1	0-1	0-0	22-17
Towson	0-0	0-0	0-0	1-1	0-0	0-0	1-2	1-1	0-1	0-1	3-6

Record 57-11* 28-24 9-21 15-21 3-16
37-23 20-27 7-23 15-21 1-8

Percentage .838 .610 .538 .426 .300 .233 .417 .417 .158 .125
of Titles 16 4 4 1 1 0 1 0 0 0
of Finals 22 15 11 2 2 0 3 1 0 0

* 1994 tournament did not include a No. 1 seed.
 NOTE: Records do not include consolation games.

RECORD VS. SEEDS

	1	2	3	4	5	6	7	8	9	10	Total
Albany	0-4	0-1	0-1	0-1	3-0	1-0	1-0	0-1	2-0	0-0	7-8
Binghamton	0-3	0-3	1-0	0-3	3-0	1-1	0-1	0-0	0-0	0-0	5-11
Boston U.	2-8	6-5	1-3	5-3	1-1	6-1	4-3	2-0	2-1	1-0	30-25
Hartford	2-5	1-2	3-2	6-5	3-0	0-1	3-1	3-2	2-0	0-0	23-18
Maine	1-8	9-2	5-2	5-1	3-2	0-0	2-0	6-3	2-2	1-0	34-20
UMBC	2-0	1-1	1-2	1-3	0-0	0-0	0-2	1-0	0-0	0-0	6-8
UNH	0-5	1-5	1-9	0-1	1-1	3-4	1-2	1-1	1-0	0-0	9-28
Stony Brook	0-3	1-1	0-1	0-1	1-1	1-0	1-1	1-3	1-0	0-0	6-11
Vermont	2-6	5-4	3-3	6-0	2-2	4-0	6-1	5-1	1-0	0-0	34-17
Colgate	0-0	0-0	0-0	0-0	0-1	0-0	0-0	0-0	0-0	0-0	0-1
Delaware	0-2	0-3	1-0	0-2	3-0	1-1	0-1	1-0	0-0	1-0	7-9
Drexel	0-4	0-4	2-1	1-1	0-0	0-0	1-0	0-0	2-0	1-0	7-10
Hofstra	0-3	0-0	0-1	0-0	0-0	0-0	0-1	1-2	2-0	0-0	3-7
Northeastern	2-4	1-2	6-6	2-0	1-0	5-0	2-1	0-1	0-0	3-0	22-17
Towson	0-1	0-1	0-0	0-0	1-0	0-0	0-1	1-2	0-0	1-1	3-6

NOTE: Records do not include consolation games.

Media Information

Notebooks

Team Profiles

Record Book

Statistics

CHAMPIONSHIP RESULTS

SEEDS VS. SEEDS

	1	2	3	4	5	6	7	8	9	10
1	-	8-3	7-2	18-2	4-2	0-0	1-1	16-1	3-0	0-0
2	3-8	-	9-9	1-2	1-0	6-0	16-4	1-0	0-0	1-0
3	2-7	9-9	-	2-0	0-0	16-6	1-2	1-0	0-0	0-0
4	2-18	2-1	0-2	-	16-6	0-0	1-0	0-1	0-0	0-0
5	2-4	0-1	0-0	6-16	-	0-1	1-0	0-0	0-0	0-0
6	0-0	0-6	6-16	0-0	1-0	-	0-1	0-0	0-0	0-0
7	1-1	4-16	2-1	0-1	0-0	1-0	-	0-0	0-0	7-1
8	1-16	0-1	0-1	1-0	0-0	0-0	0-0	-	13-3	0-0
9	0-3	0-0	0-0	0-0	0-0	0-0	0-0	3-13	-	0-0
10	0-0	0-1	0-0	0-0	0-0	0-0	1-7	0-0	0-0	-

RECORDS BY ROUND

	First Round	Quarters	Semis	Final	All-Time
Albany	2-1	3-5	1-2	1-0	7-8
Binghamton	-	5-6	0-5	-	5-11
Boston University	4-3	12-8	11-6	3-8	30-25
Hartford	0-2	11-10	7-4	5-2	23-18
Maine	2-4	10-6	15-2	7-8	34-20
UMBC	0-2	3-4	2-1	1-1	6-8
New Hampshire	2-1	7-15	0-12	-	9-28
Stony Brook	2-3	3-5	1-2	0-1	6-11
Vermont	-	17-5	11-7	6-5	34-17

THE LAST TIME...

An 8 beat a 1...	2005, Boston U. defeated Maine, 63-51 in quarterfinals
An 8 beat a 4...	2005, Boston U. defeated Vermont, 70-63 in semifinals
A 7 beat a 1...	2007, UMBC defeated Hartford, 48-46 in championship
A 7 beat a 2...	2007, UMBC defeated Stony Brook, 67-64 in quarterfinals Also in 2004, Northeastern defeated Binghamton, 63-53 in quarterfinals Also in 2002, Stony Brook defeated Boston U., 63-46 in quarterfinals Also in 1993, Maine defeated New Hampshire, 59-55 in quarterfinals
A 7 beat a 3...	2007, UMBC defeated Vermont, 67-56 in semifinals Also in 1993, Maine defeated Northeastern, 44-43 in semifinals
A 6 beat a 3..	2012, Binghamton defeated Hartford, 48-45
A 5 beat a 1...	2002, Hartford defeated Vermont, 60-59 in semifinals

CHAMPIONSHIP COACHING RECORDS

CHAMPIONSHIP COACHING WINS

Coach (Seasons)	Wins
1. Jennifer Rizzotti, Hartford (1999-)	21
2. Joy Malchodi, Northeastern (1985-2000)	18
Joanne Palombo-McCallie, Maine (1993-2000)	18
4. Kelly Greenberg, Boston University (2004-)	13
5. Chris Basile, Boston University (1985-1999)	11
6. Keith Cieplicki, Vermont (1997-2003)	10
7. Sharon Dawley, Vermont (2003-)	9
8. Cathy Inglese, Vermont (1987-93)	8
Trish Roberts, (1989-92; 2001-04) Maine/SBU*	8
10. Pam Borton, Vermont (1994-97)	7
Margaret McKeon, Boston University (1999-2004)	7
12. Phil Stern, UMBC (2002-)	6
13. Peter Gavett, Maine (1985-88)	5
Tina Martin, Delaware (1996-2001)	5
Kevin Murphy, Drexel (1996-2000)	5
Sharon Versyp, Maine (2000-2005)	5
17. Kathy Sanborn, New Hampshire (1987-96)	4
Sue Johnson, New Hampshire (1997-07)	4
Willette White, Northeastern (2000-05)	4
20. Ellen Fitzkee, Towson (1996-2001)	3
Trina Patterson, Albany (2002-10)	3
Leslie Schlegel-Danowski, Hofstra (1995-2001)	3
Nicole Scholl, Binghamton (2008-)	3
Katie Abrahamson-Henderson, Albany (2010 -)	3
25. Michele Cherry, Stony Brook (2007-11)	2
Rich Conover, Binghamton (2003-)	2
Joyce Perry, Delaware (1992-95)	2
28. Richard Barron, Maine (2011-)	1
Kristin Cole, New Hampshire (2007-10)	1
Candace Crabtree, Drexel (2000)	1
Kristen Foley, Drexel (1993-95)	1
Allison Jones, Hartford (1992-1999)	1
Maura McHugh, Stony Brook (2004-07)	1
Ann McInerney, Maine (2005-07)	1
Mark Schmidt, Hartford (1991-92)	1
Evelyn Thompson, Stony Brook (2011)	1

*Roberts won six games at Maine from 1989-92

CHAMPIONSHIP COACHING RECORDS

Coach (Seasons)	App.	W	L	Pct.	Titles
1. J. Palombo-McCallie, Maine (1992-00)	7	18	3	.857	4
2. Cathy Inglese, Vermont (1987-93)	4	8	2	.800	2
3. Katie Abrahamson-Henderson (2010-)	2	3	1	.750	1
4. Jennifer Rizzotti, Hartford (1999-)	13	21	8	.724	5
5. Pam Borton, Vermont (1994-97)	4	7	3	.700	1
Keith Cieplicki, Vermont (1997-2003)	6	10	5	.667	1
7. Sharon Dawley, Vermont (2003-)	7	9	5	.643	2
8. Margaret McKeon, Boston U. (1999-2004)	5	7	4	.636	1
9. Peter Gavett, Maine (1985-88)	4	5	3	.625	--
10. Kelly Greenberg, Boston U. (2004-)	8	13	8	.618	--
11. Trish Roberts, (1989-92; 2001-04) Maine/Stony Brook*	7	8	5	.615	2
13. Joy Malchodi, Northeastern (1984-2000)	16	18	12	.600	4
14. Tina Martin, Delaware (1996-2001)	5	5	4	.556	1
Sharon Versyp, Maine (2000-05)	5	5	4	.556	1
16. Richard Barron, Maine (2011-)	1	1	1	.500	--
Candace Crabtree, Drexel (2000)	1	1	1	.500	--
Evelyn Thompson, Stony Brook (2011)	1	1	1	.500	--
Kevin Murphy, Drexel (1995-2000)	5	5	5	.500	--
20. Chris Basile, Boston University (1984-99)	15	11	13	.458	2
21. Willette White, Northeastern (2000-05)	5	4	5	.444	--
22. Phil Stern, UMBC (2002-)	9	6	8	.429	1
23. Nicole Scholl, Binghamton (2008-)	4	3	4	.429	--
24. Michele Cherry, Stony Brook (2007-11)	3	2	3	.400	--
25. Trina Patterson, Albany (2002-10)	7	4	7	.364	--
26. Ellen Fitzkee, Towson (1995-2001)	6	3	6	.333	--
Ann McInerney, Maine (2005-07)	2	1	2	.333	--
28. Leslie Schlegel-Danowski, Hofstra (1994-01)	7	3	7	.300	--
29. Sue Johnson, New Hampshire (1997-07)	10	4	10	.286	--
Joyce Perry, Delaware (1992-96)	5	2	5	.286	--
Rich Conover, Binghamton (2003-08)	5	2	5	.286	--
32. Kathy Sanborn, New Hampshire (1987-97)	11	4	11	.267	--
33. Kristin Cole, New Hampshire (2007- 10)	3	1	3	.250	--
Kristen Foley, Drexel (1993-95)	3	1	3	.250	--
Maura McHugh, Stony Brook (2004-07)	3	1	3	.250	--
Mark Schmidt, Hartford (1991-92)	2	1	3	.250	--
37. Allison Jones, Hartford (1992-99)	7	1	7	.143	--

*Roberts was 6-2 at Maine from 1989-92
NOTE: Records include consolation games.

CHAMPIONSHIP RECORDS

Individual Points

- Game
-52, Cindy Blodgett, Maine vs. Towson, 3/2/97
 -44, Cindy Blodgett, Maine vs. Drexel, 3/3/96
 -43, Katie Meinhardt, Boston U. vs. Stony Brook, 3/9/05
 -40, Katasha Artis, Northeastern vs. Drexel, 3/7/95
 -39, Cindy Blodgett, Maine vs. Drexel, 3/5/97

- First Rd.43, Katie Meinhardt, Boston U. vs. Stony Brook, 3/9/05
 Quarterfinal52, Cindy Blodgett, Maine vs. Towson, 3/2/97
 Semifinal40, Katasha Artis, Northeastern vs. Drexel, 3/7/95
 Final.....37, Cindy Blodgett, Maine vs. Vermont, 3/8/97
 Tournament128, Cindy Blodgett, Maine, 1997 (three games)

Field Goals

- Game
-23, Cindy Blodgett, Maine vs. Towson, 3/2/97
 -16, Katasha Artis, Northeastern vs. Drexel, 3/7/95
 -15, Cindy Blodgett, Maine vs. Vermont, 3/8/97
 -15, Cindy Blodgett, Maine vs. Drexel, 3/3/96
 -15, Kate Gordon, Hofstra vs. Maine, 3/5/95

- First Rd.10, Shniece Perry, Towson vs. Boston U., 3/8/00
 Quarterfinal23, Cindy Blodgett, Maine vs. Towson, 3/2/97
 Semifinal16, Katasha Artis, Northeastern vs. Drexel, 3/7/95
 Final.....15, Cindy Blodgett, Maine vs. Vermont, 3/8/97
 Tournament52, Cindy Blodgett, Maine, 1997 (three games)

Field Goal Attempts

- Game
-32, Cindy Blodgett, Maine vs. Towson, 3/2/97
 -29, Katasha Artis, Northeastern vs. Drexel, 3/7/95
 -28, Tesha Tinsley, Northeastern vs. Vermont, 3/10/00
 -27, Lani Boardman, Vermont vs. Boston U., 3/11/05
 -27, Cindy Blodgett, Maine vs. Vermont, 3/8/97
 -27, Sheila Danker, New Hampshire vs. Vermont, 3/5/96

- First Rd.26, Meg O'Brien, Hofstra vs. Hartford, 3/3/95
 Quarterfinal32, Cindy Blodgett, Maine vs. Towson, 3/2/97
 Semifinal29, Katasha Artis, Northeastern vs. Drexel, 3/7/95
 Final.....27, Cindy Blodgett, Maine vs. Vermont, 3/8/97
 Tournament81, Cindy Blodgett, Maine, 1997 (three games)

Field Goal Percentage

- Game
-1.000, Jamie Cassidy (8-8), Maine vs. Drexel, 3/5/97
 -909, K. Martin (10-11), Drexel vs. Northeastern, 3/8/01

Three-Point Field Goals Made

- Game
-7, Alex Young, Boston U. vs. Binghamton, 3/6/11
 -7, Britney McGee, Albany vs. Boston U., 3/13/09
 -7, Katie Meinhardt, Boston U. vs. Stony Brook, 3/9/05
 -7, Lori Taylor, Vermont vs. Towson, 3/6/98
 -6, Cindy Blodgett, Maine vs. Vermont, 3/8/97
 -6, Ashley Underwood, Maine vs. Albany, 3/9/06
 -6, Danielle Wexler, Hartford vs. Boston U., 3/12/06
 -6, Tanna Ross, Maine vs. New Hampshire, 3/4/10
- First Rd.7, Katie Meinhardt, Boston U. vs. Stony Brook, 3/9/05
 Quarterfinal7, Britney McGee, Albany vs. Boston U., 3/13/09
 Semifinal7, Alex Young, Boston U. vs. Binghamton, 3/6/11
 Final.....7, Lori Taylor, Vermont vs. Towson, 3/6/98
 Tournament6, Cindy Blodgett, Maine vs. Vermont, 3/8/97
 Tournament17, Lori Taylor, Vermont, 1998 (three games)

Three-Point Field Goal Attempts

- Game
-15, Britney McGee, Albany vs. Boston U., 3/13/09
 -14, Tanna Ross, Maine vs. New Hampshire, 3/4/10
 -13, Heather Briggs, Maine vs. Vermont, 3/13/93
 -12, Adriane Domanski, UNH vs. Delaware, 3/9/00
 -12, Maureen Michaels, Drexel vs. Hofstra, 3/8/00

- First Rd.14, Tanna Ross, Maine vs. New Hampshire, 3/4/10
 Quarterfinal15, Britney McGee, Albany vs. Boston U., 3/13/09

- Semifinal10, Christie Lauzon, Vermont vs. Maine, 3/5/99
10, Marcie Lane, New Hampshire vs. Vermont, 3/10/94
 Final.....13, Heather Briggs, Maine vs. Vermont, 3/13/93

Three-Point Field Goal Percentage (Min. 3 att.)

- 1.000, Lori Taylor (7-7), Vermont vs. Towson, 3/6/98
 1.000, T. Ripton (3-3), Maine vs. Northeastern, 3/11/95

Free Throws Made

- Game
-14, Sarah Royals, Albany vs. Vermont, 3/2/12
 -14, Morgan Hall, Vermont vs. Binghamton, 3/13/03
 -14, Michelle Maslowski, Drexel vs. Northeastern, 3/8/01
 -14, Cindy Blodgett, Maine vs. Hofstra, 3/5/95
 -13, Cindy Blodgett, Maine vs. Drexel, 3/5/98

- First Rd.12, Aaron Yantzi, Vermont vs. Boston U., 3/11/04
 Quarterfinal14, Sarah Royals, Albany vs. Vermont, 3/2/12
14, Morgan Hall, Vermont vs. Binghamton, 3/13/03
14, Michelle Maslowski, Drexel vs. Northeastern, 3/8/01
14, Cindy Blodgett, Maine vs. Hofstra, 3/5/95
 Semifinal11, A. Umez-Eronini, Boston U. vs. Binghamton, 3/14/09
11, Courtnay Pilypaitis, Vermont vs. Hartford, 3/14/09
11, Elizabeth Coffin, Maine vs. Boston U., 3/4/87

- Final.....10, May Kotsopoulos, Vermont vs. Boston U., 3/15/09
10, Sheri Turnbull, Vermont vs. Northeastern, 3/12/94
10, Pamela Green, Northeastern vs. Boston U., 3/2/86

Free Throw Attempts

- Game
-18, Sarah Royals, Albany vs. Vermont, 3/2/12
 -17, Cindy Blodgett, Maine vs. Drexel, 3/5/98
 -16, M. Maslowski, Drexel vs. Northeastern, 3/8/01
 -15, Morgan Hall, Vermont vs. Binghamton, 3/13/03
 -15, Meg O'Brien, Hofstra vs. Hartford, 3/3/95

- First Rd.15, Meg O'Brien, Hofstra vs. Hartford, 3/3/95
 Quarterfinal18, Sarah Royals, Albany vs. Vermont, 3/2/12
 Semifinal14, Michelle Maslowski, Drexel vs. Vermont, 3/9/01
14, A. Umez-Eronini, Boston U. vs. Binghamton, 3/14/09
 Final.....14, Karalyn Church, Vermont vs. Maine, 3/7/98

Free Throw Percentage (Min. 5 att.)

- 1.000, C. Pilypaitis (11-11), Vermont vs. Hartford, 3/14/09
 1.000, Orsi Farkas (10-10), UNH vs. Northeastern, 3/5/98
 1.000, Jamie Cassidy (9-9), Maine vs. Boston U., 3/9/00
 1.000, Ebone Henry (8-8), Albany vs. Binghamton, 3/4/12
 1.000, Chantell Alford (8-8), Boston U. vs. Maine, 3/2/12
 1.000, C. Iromuanya (8-8), Albany vs. Vermont, 3/5/10
 1.000, Katie Meinhardt (8-8), Boston U. vs. Binghamton, 3/9/07
 1.000, Andrea Holmes (6-6), Binghamton vs. Albany, 3/4/12
 1.000, Niki Taylor (6-6), Vermont vs. Albany, 3/2/12
 1.000, Brittany Williams (6-6), Maine vs. Stony Brook, 3/1/12
 1.000, D. Delva (6-6), Hartford vs. Vermont, 3/13/10
 1.000, Alex Young (6-6), Boston U. vs. Vermont, 3/7/10
 1.000, C. Pilypaitis (6-6), Vermont vs. Boston U., 3/15/09
 1.000, D. Delva (6-6), Hartford vs. Vermont, 3/14/09

Rebounds

- Game
-21, Sharon Bay, Vermont vs. Delaware, 3/12/93
 -20, J. Burks-Wiley, Boston U. vs. SBU, 3/11/06
 -19, Mikki Miller, Drexel vs. New Hampshire, 3/4/99
 -19, Suzanne Bowen, Colgate vs. Vermont, 3/8/90
 -18, R. Bouchard, Maine vs. Northeastern, 3/1/89
 -18, Julie Forster, Albany vs. Vermont, 3/2/12

- First Rd.16, Shniece Perry, Towson vs. Boston U., 3/3/99
16, Alicia Charles, Boston U. vs. Hofstra, 3/4/98
 Quarterfinal19, Mikki Miller, Drexel vs. New Hampshire, 3/4/99
19, Suzanne Bowen, Colgate vs. Vermont, 3/8/90
 Semifinal21, Sharon Bay, Vermont vs. Delaware, 3/12/93
 Final.....17, Monica Peterson, Maine vs. Boston U., 3/15/03
 Tournament41, Sharon Bay, Vermont, 1993 (three games)

Assists

Game	
1.	14, Maureen DiJulia, Hartford vs. Maine, 3/5/96
2.	13, LaTonya Joyner, Towson vs. Drexel, 2/28/96
3.	12, D. Clagon, Northeastern vs. Boston U., 3/1/85
4.	11, Amy Vachon, Maine vs. Vermont, 3/5/99
	11, Carrie LaPine, Vermont vs. Maine, 3/13/93

First Rd.	13, LaTonya Joyner, Towson vs. Drexel, 2/28/96
Quarterfinal	9, Dawn Cressman, Vermont vs. Northeastern 3/7/02
	9, Amy Vachon, Maine vs. Boston U., 3/9/00
	9, Maureen DiJulia, Hartford vs. Drexel, 3/2/97
	9, Maura Rodgers, Hartford vs. Vermont, 3/10/92
Semifinal	14, Maureen DiJulia, Hartford vs. Maine, 3/5/96
Final	11, Carrie LaPine, Vermont vs. Maine, 3/13/93
Tournament	24, Amy Vachon, Maine, 1999 (three games)

Steals

Game	
1.	9, Missy Kelsen, Vermont vs. Delaware, 3/13/92
2.	7, C. Blodgett, Maine vs. Northeastern, 3/11/95
3.	7, Charlene Blake, Northeastern vs. UNH, 3/8/90
	7, Sarah Royals, Albany vs. Vermont, 3/2/12
5.	6, seven different times

First Rd.	6, Colleen Montague, Hofstra vs. Boston U., 2/28/96
	6, Kirsten Jeter, Stony Brook vs. Maine, 3/13/08
Quarterfinal	7, Sarah Royals, Albany vs. Vermont, 3/2/12
	7, Charlene Blake, Northeastern vs. UNH, 3/8/90
Semifinal	9, Missy Kelsen, Vermont vs. Delaware, 3/13/92
Final	7, Cindy Blodgett, Maine vs. Northeastern, 3/11/95
Tournament	14, Missy Kelsen, Vermont, 1992 (three games)

Blocked Shots

Game	
1.	6, Diana Delva, Hartford vs. Vermont, 3/13/10
2.	5, J. McDonald, New Hampshire vs. Maine, 3/4/10
	5, Jamie Cassidy, Maine vs. Delaware, 3/10/00
	5, Katasha Artis, Northeastern vs. Maine, 3/11/95
5.	4, 10 different times

First Rd.	5, Jill McDonald, New Hampshire vs. Maine, 3/4/10
Quarterfinal	4, Alissa Sheftic, Vermont vs. Albany, 3/5/10
	4, Dana Ferraro, SBU vs. Vermont, 3/10/06
	4, Lindsey Hugstad-Vaa, Maine at Hartford, 3/10/06
	4, Anna Matthias, UNH vs. Drexel, 3/4/99
	4, Shanda Piggott, Delaware vs. Hartford, 3/3/96
	4, Sharon Bay, Vermont vs. Drexel, 3/9/93
Semifinal	5, Jamie Cassidy, Maine vs. Delaware, 3/10/00
Final	6, Diana Delva, Hartford vs. Vermont, 3/13/10
Tournament	12, Katasha Artis, Northeastern, 1995 (three games)

The Last Time...

... a player scored 40 points – Katie Meinhardt, Boston U. vs. Stony Brook, 3/9/05

... a player had 18 rebounds – Julie Forster (18), Albany vs. Vermont (quarterfinal game), 3/2/12

... a player had 20 rebounds – Jesyka Burks-Wiley (20), Boston U. vs. Stony Brook. (semifinal game), 3/11/06

Team Records - Conference Tournament Games

Points

Game	
1.	110, Maine vs. Drexel, 3/5/97
2.	99, Maine vs. Towson, 3/2/97
3.	98, Vermont vs. Boston U., 3/3/96
4.	92, Maine vs. Vermont, 3/8/97
5.	90, Drexel vs. Northeastern, 3/8/01

First Rd.	88, Drexel vs. Towson, 2/28/96
Quarterfinal	99, Maine vs. Towson, 3/2/97
Semifinal	110, Maine vs. Drexel, 3/5/97
Final	92, Maine vs. Vermont, 3/8/97

Half	
1.	60, Maine vs. Drexel (1st), 3/5/97
2.	57, Towson vs. Boston U. (2nd), 3/3/99
3.	53, Hofstra vs. Boston U. (2nd), 2/28/96
4.	51, Maine vs. Towson (2nd), 3/2/97
	51, Maine vs. Hartford (1st), 3/5/96

Tournament 301, Maine, 1997 (three games)

Fewest Points

Game	
1.	30, UMBC vs. Northeastern, 3/10/04
	30, Hartford vs. Vermont, 3/10/92
3.	35, New Hampshire vs. Hartford, 3/5/10
	35, Maine vs. Hartford, 3/10/06

5. 36, Albany vs. Vermont, 3/5/10

First Rd.	30, UMBC vs. Northeastern, 3/10/04
Quarterfinal	30, Hartford vs. Vermont, 3/10/92
Semifinal	38, New Hampshire, vs. Hartford, 3/11/05
Final	45, Maine vs. Vermont, 3/13/93
	45, Boston U. vs. Hartford, 3/16/08

Field Goals

Game	
1.	43, Maine vs. Drexel, 3/5/97
2.	37, Maine vs. Towson, 3/2/97
	37, Vermont vs. Boston U., 3/3/96
	37, Vermont vs. Northeastern, 3/8/91
5.	36, Maine vs. New Hampshire, 3/2/88
	36, Northeastern vs. Boston U., 3/1/85

First Rd.	32, Hofstra vs. Boston U., 2/28/96
Quarterfinal	37, Maine vs. Towson, 3/2/97
	37, Vermont vs. Boston U., 3/3/96
	37, Vermont vs. Northeastern, 3/8/91
Semifinal	43, Maine vs. Drexel, 3/5/97
Final	33, Maine vs. Vermont, 3/8/97

Field Goal Attempts

Game	
1.	76, Vermont vs. New Hampshire (OT), 3/3/96
	76, Hofstra vs. Boston U., 2/28/96
3.	74, Vermont vs. Delaware, 3/13/92
	74, Northeastern vs. Boston U., 3/1/85
5.	73, Maine vs. Northeastern, 3/1/89
	73, Northeastern vs. Drexel, 3/8/01

First Rd.	76, Hofstra vs. Boston U., 2/28/96
Quarterfinal	73, Northeastern vs. Drexel, 3/8/01
Semifinal	76, Vermont vs. New Hampshire (OT), 3/3/96
Final	69, Maine vs. Vermont, 3/7/98

Fewest Field Goals Made

Game	
1.	10, Albany vs. Vermont, 3/5/10
2.	11, Vermont vs. Boston U., 3/4/11
3.	12, Hartford vs. Albany, 3/11/04
	12, Delaware vs. Vermont, 3/2/97
	12, Maine vs. Hartford, 3/10/06
	12, Binghamton vs. Hartford, 3/11/06

First Rd.	13, UMBC vs. Northeastern, 3/10/04
Quarterfinal	10, Albany vs. Vermont, 3/5/10
Semifinal	12, Binghamton vs. Hartford, 3/11/06
Final	15, Boston University vs. Hartford, 3/16/08

Fewest Field Goal Attempts

Game	
1.	40, UMBC vs. Northeastern, 3/10/04
2.	41, Hartford vs. Albany, 3/4/11
	41, Albany at Hartford, 3/11/04
4.	43, Hartford vs. UMBC, 3/6/11
	43, Binghamton vs. New Hampshire, 3/4/11
	43, Maine vs. Vermont, 3/5/99
	43, Maine vs. Hofstra, 3/4/99

First Rd.	40, UMBC vs. Northeastern, 3/10/04
Quarterfinal	41, Hartford vs. Albany, 3/4/11
	41, Albany at Hartford, 3/11/04
Semifinal	43, Hartford vs. UMBC, 3/6/11
	43, Maine vs. Hofstra, 3/4/99
Final	47, Hartford vs. Boston U., 3/12/11
	47, Hartford vs. Vermont, 3/13/10

Field Goal Percentage

Game	
1.	.633, Vermont (31-49) vs. Binghamton, 3/10/05
2.	.623, Boston U. (33-53) vs. Hartford, 3/8/90
3.	.614, Boston University (35-57) vs. UMBC, 3/14/08
4.	.596, Boston U. (28-47) vs. Towson, 3/8/00
5.	.583, UMBC (21-36) vs. Northeastern, 3/9/05

First Rd.	.596, Boston U. (28-47) vs. Towson, 3/8/00
Quarterfinal	.623, Boston U. (33-53) vs. Hartford, 3/8/90
Semifinal	.580, Vermont (29-50) vs. Towson, 3/6/98
Final	.532, Maine (33-62) vs. Vermont, 3/8/97

Half	
1.	.704, Boston U. vs. Hartford, 3/8/90
2.	.680, Vermont (17-25) vs. Hofstra, 3/5/98
3.	.679, Vermont vs. Hartford, 3/10/92
4.	.667, Boston U. (16-24) vs. UMBC, 3/14/08
5.	.645, Northeastern vs. Maine, 3/2/85

CHAMPIONSHIP RECORDS

Lowest Field Goal Percentage

- Game
- .169, Albany (10-59) vs. Vermont, 3/5/10
 - .204, Vermont (11-54) vs. Boston U., 3/4/11
 - .255, Hartford (12-47) vs. Albany, 3/11/04
 - .255, Delaware (12-47) vs. Vermont, 3/2/97
 - .260, Maine (19-73) vs. Northeastern, 3/1/89

- First Rd. .262, Northeastern (17-65) vs. Towson, 2/27/97
 Quarterfinal .169, Albany (10-59) vs. Vermont, 3/5/10
 Semifinal .260, Maine (19-73) vs. Northeastern, 3/1/89
 Final .263, Boston U. (15-57) vs. Hartford, 3/16/08

- Half
- .037, Vermont vs. Boston U., 3/4/11
 - .125, Albany vs. Vermont, 3/5/10
 - .160, UMBC vs. Hartford, 3/6/11
 - .179, Vermont vs. Hartford, 3/13/10
 - .179, Boston U. vs. Northeastern, 3/13/03
 - .179, Northeastern vs. Towson, 2/27/97

Three-Point Field Goals Made

- Game
- 14, Boston U. vs. Stony Brook, 3/9/05
 - 12, Vermont vs. Maine, 3/11/00
 - 10, six different times

- First Rd. 14, Boston U. vs. Stony Brook, 3/9/05
 Quarterfinal 10, Albany vs. Boston U. (OT), 3/13/09
 10, Boston U. vs. UMBC, 3/14/08
 10, New Hampshire vs. Binghamton, 3/7/02

- Semifinal 9, Boston U. vs. Vermont, 3/14/03
 9, Vermont vs. Towson, 3/6/98
 9, Vermont vs. Delaware, 3/10/01

- Final 9, UMBC vs. Vermont, 3/10/07
 12, Vermont vs. Maine, 3/11/00

- Half
- 9, Vermont vs. Maine, 3/11/00
 - 8, Binghamton vs. UMBC, 3/13/09
 - 7, Northeastern vs. Drexel, 3/5/99
 - 7, Maine vs. Albany, 3/9/06

- Tournament 5, 6, 14 different times
 26, Vermont, 1998

Three-Point Field Goal Attempts

- Game
- 32, Vermont vs. Delaware, 3/10/01
 - 31, New Hampshire vs. Albany, 3/8/07
 - 29, New Hampshire vs. Maine, 3/11/04
 - 27, Towson vs. Maine, 3/2/97
 - 27, Boston U. vs. New Hampshire, 3/10/06

- First Rd. 25, Boston U. vs. Stony Brook, 3/9/05
 25, Drexel vs. Hofstra, 3/8/00

- Quarterfinal 29, New Hampshire vs. Maine, 3/11/04
 Semifinal 23, Vermont vs. Maine, 3/5/99
 Final 32, Vermont vs. Delaware, 3/10/01

- Half
- 21, Binghamton vs. UMBC, 3/13/09
 - 19, New Hampshire vs. Maine, 3/11/04
 - 17, Maine vs. Vermont, 3/13/93
 - 16, New Hampshire vs. Albany, 3/8/07
 - 15, New Hampshire vs. Binghamton, 3/4/11
 - 15, New Hampshire vs. Albany, 3/8/07
 - 15, Towson vs. Maine, 3/2/97

Free Throws

- Game
- 35, Drexel vs. Northeastern, 3/8/01
 - 33, Vermont vs. Binghamton, 3/13/03
 - 33, Delaware vs. Hartford, 3/9/93
 - 30, Maine vs. Vermont, 3/9/96
 - 29, Maine vs. Drexel, 3/5/98
 - 29, Albany vs. Vermont, 3/2/12

- First Rd. 26, Drexel vs. Towson, 2/28/96
 Quarterfinal 35, Drexel vs. Northeastern, 3/8/01
 Semifinal 28, Hartford vs. UMBC, 3/6/11
 Final 30, Maine vs. Vermont, 3/9/96

Free Throw Attempts

- Game
- 46, Delaware vs. Hartford, 3/9/93
 - 44, Drexel vs. Northeastern, 3/8/01
 - 42, Boston U. vs. Binghamton, 3/14/09
 - 42, Drexel vs. Hofstra, 3/8/00
 - 41, Vermont vs. Hartford, 3/6/94

- First Rd. 42, Drexel vs. Hofstra, 3/8/00
 Quarterfinal 46, Delaware vs. Hartford, 3/9/93
 Semifinal 42, Boston University vs. Binghamton, 3/14/09
 Final 40, Maine vs. Vermont, 3/9/96

Fewest Free Throws Made

- Game
- 0, Hartford vs. Vermont, 3/10/92
 - 1, Northeastern vs. Vermont, 3/12/94
 - 1, Northeastern vs. Boston U., 3/9/90
 - 1, New Hampshire vs. Boston U., 3/2/85
 - 2, New Hampshire vs. Northeastern, 3/1/86
 - 2, UMBC vs. Hartford, 3/11/07

- First Rd. 4, Stony Brook vs. Maine, 3/1/12
 Quarterfinal 0, Hartford vs. Vermont, 3/10/92
 Semifinal 1, Northeastern vs. Boston U., 3/9/90
 Final 1, Northeastern vs. Vermont, 3/12/94

1, New Hampshire vs. Boston U., 3/2/85

Fewest Free Throw Attempts

- Game
- 0, Hartford vs. Vermont, 3/10/92
 - 1, Northeastern vs. Boston U., 3/9/90
 - 2, Binghamton vs. Hartford, 3/10/07

- First Rd. 7, Stony Brook vs. Maine, 3/1/12
 Quarterfinal 0, Hartford vs. Vermont, 3/10/92
 Semifinal 1, Northeastern vs. Boston U., 3/9/90
 Final 3, UMBC vs. Hartford, 3/11/07

Free Throw Percentage (min. 5 att.)

- Game
- 1.000, Vermont (15-15) vs. New Hampshire, 3/14/08
 - 1.000, Vermont (8-8) vs. Boston U., 3/14/03
 - .941, Boston U. vs. Hartford, 3/12/05
 - .941, Maine (16-17) vs. Vermont, 3/7/98
 - .929, Boston U. (13-14) vs. Stony Brook, 3/7/02
 - .929, Northeastern (13-14) vs. Drexel, 3/8/01

- First Rd. .905, Boston U. (19-21) vs. Hofstra, 3/7/01
 Quarterfinal 1.000, Vermont (15-15) vs. New Hampshire, 3/14/08
 Semifinal 1.000, Vermont (8-8) vs. Boston U., 3/14/03
 Final .941, Boston U. vs. Hartford, 3/12/05

.941, Maine (16-17) vs. Vermont, 3/7/98

Lowest Free Throw Percentage (min 5 att.)

- Game
- .167, New Hampshire (1-6) vs. Boston U., 3/2/85
 - .286, New Hampshire (2-7) vs. Northeastern, 3/1/86
 - .333, New Hampshire (6-18) vs. Northeastern, 3/3/96
 - .391, Northeastern (9-23) vs. UMBC, 3/10/04
 - .400, Drexel (6-15) vs. Vermont, 3/9/93
 - .400, Maine (6-15) vs. Albany, 3/12/09

Rebounds

- Game
- 56, Vermont vs. Albany, 3/5/10
 - 56, Northeastern vs. Boston U., 3/1/85
 - 53, Maine vs. Boston U., 3/13/04
 - 53, Maine vs. Towson, 3/2/97
 - 53, Vermont vs. Boston U., 3/3/96
 - 53, New Hampshire vs. Northeastern, 3/3/96

- First Rd. 50, Towson vs. Boston U., 3/3/99
 Quarterfinal 56, Vermont vs. Albany, 3/5/10

Semifinal 56, Northeastern vs. Boston U., 3/1/85
Final 53, Maine vs. Boston U. 3/13/04
Tournament 143, Vermont, 1996; 143, Vermont, 2010

Fewest Rebounds

Game 1. 20, New Hampshire vs. Northeastern, 3/1/86
2. 23, Boston U. vs. Vermont, 3/3/96
3. 24, Albany vs. Maine, 3/9/06
4. 25, Vermont vs. Maine, 3/5/99
25, Drexel vs. Hartford, 3/2/97
25, Hartford vs. Boston U., 3/8/90

First Rd. 24, Albany vs. Maine, 3/9/06
Quarterfinal 21, New Hampshire vs. Northeastern, 3/5/98
Semifinal 20, New Hampshire vs. Northeastern, 3/1/86
Final 28, Northeastern vs. Maine, 3/2/85
28, UMBC vs. Hartford, 3/11/07

Assists

Game 1. 29, Maine vs. Drexel, 3/3/96
2. 28, Boston U. vs. UMBC, 3/14/08
3. 25, Maine vs. Hartford, 3/5/96
25, Boston U. vs. Hofstra, 3/7/01
5. 22, New Hampshire vs. Stony Brook, 3/13/03
22, Towson vs. Boston U., 3/3/99

First Rd. 25, Boston U. vs. Hofstra, 3/7/01
Quarterfinal 29, Maine vs. Drexel, 3/3/96
Semifinal 25, Maine vs. Hartford, 3/5/96
Final 21, Maine vs. Vermont, 3/9/96
21, Hartford vs. Boston U., 3/12/06
Tournament 75, Maine, 1996

Steals

Game 1. 21, Stony Brook vs. Boston U., 3/7/02
2. 18, Albany vs. Vermont, 3/2/12
18, Albany vs. Binghamton, 3/14/08
18, New Hampshire vs. Albany, 3/10/05
18, Vermont vs. Drexel, 3/9/93
5. 17, Maine vs. Boston U., 3/9/00
17, Hofstra vs. Boston U., 2/28/96
17, Vermont vs. Delaware, 3/13/92

First Rd. 17, Hofstra vs. Boston U., 2/28/96
Quarterfinal 21, Stony Brook vs. Boston U., 3/7/02
Semifinal 17, Vermont vs. Delaware, 3/13/92
Final 16, Vermont vs. Maine, 3/14/92
Tournament 49, Vermont, 1992

Blocked Shots

Game 1. 12, New Hampshire vs. Maine, 3/4/10
2. 11, Hartford vs. Vermont, 3/13/10
3. 9, Vermont vs. Albany, 3/5/10
9, Stony Brook vs. Vermont, 3/10/06
9, Delaware vs. Hartford, 3/9/01

First Rd. 12, New Hampshire vs. Maine, 3/4/10
Quarterfinal 9, Vermont vs. Albany, 3/5/10
9, Stony Brook vs. Vermont, 3/10/06
Semifinal 9, Delaware vs. Hartford, 3/9/01
Final 11, Hartford vs. Vermont, 3/13/10
Tournament 20, Hartford, 2010

Turnovers

Game 1. 31, Vermont vs. Maine, 3/9/96
31, New Hampshire vs. Vermont, 3/10/94
3. 29, Boston U. vs. Stony Brook, 3/7/02
29, Delaware vs. Vermont, 3/2/97
5. 28, Maine vs. Vermont, 3/14/92
28, Vermont vs. Albany, 3/2/12

First Rd. 27, Boston U. vs. Hofstra, 2/28/96
Quarterfinal 29, Boston U. vs. Stony Brook, 3/7/02
29, Delaware vs. Vermont, 3/2/97
Semifinal 31, New Hampshire vs. Vermont, 3/10/94
Final 31, Vermont vs. Maine, 3/9/96

Fewest Turnovers

Game 1. 3, Stony Brook vs. Maine, 3/1/12
2. 5, UMBC vs. Boston U., 3/4/12
5, Vermont vs. Hartford, 3/13/10
5, New Hampshire vs. Maine, 3/13/92
4. 6, New Hampshire vs. Maine, 3/2/88
6, Vermont vs. Maine, 3/9/07
6, UMBC vs. Hartford, 3/11/07

First Rd. 3, Stony Brook vs. Maine, 3/1/12
Quarterfinal 6, Vermont vs. Maine, 3/9/07

Semifinal 5, UMBC vs. Boston U., 3/4/12
5, New Hampshire vs. Maine, 3/13/92
Final 5, Vermont vs. Hartford, 3/13/10

The Last Time...

... a team scored 100 points in a tournament game – Maine 110, Drexel 68, 1997 (Semifinals)

... a team was held under 40 points in a tournament game – Vermont (38) vs. Boston U. (67) (Quarterfinal), March 4, 2011, at The Chase Family Arena in West

Media Information

Notebooks

Team Profiles

Record Book

Statistics

POSTSEASON BREAKDOWN

Media Information

NCAA TOURNAMENT RESULTS

1992 (48 teams)

March 18 East 1st Rnd Smith Center (Washington, D.C.) 8) George Washington 70, (9) Vermont 69

1993 (48 teams)

March 17 East 1st Rnd Patrick Gymnasium (Burlington, Vt.) (9) Rutgers 80, (8) Vermont 74

1994 (64 teams)

March 16 Midwest 1st Rnd Walsh Auditorium (South Orange, N.J.) (4) Seton Hall 70, (13) Vermont 60

1995 (64 teams)

March 16 East 1st Rnd Gampel Pavilion (Storrs, Conn.) (1) Connecticut 105, (16) Maine 75

1996 (64 teams)

March 15 East 1st Rnd University Hall (Charlottesville, Va.) (6) George Washington 83, (11) Maine 67

1997 (64 teams)

March 15 Mideast 1st Rnd Maravich Assembly Cntr (Baton Rouge, La.) (4) Louisiana State 88, (13) Maine 79

1998 (64 teams)

March 13 East 1st Rnd Reynolds Coliseum (Raleigh, N.C.) (4) North Carolina State 89, (13) Maine 64

1999 (64 teams)

March 12 East 1st Rnd ODU Fieldhouse (Norfolk, Va.) (10) Maine 60, (7) Stanford 58
 March 12 Midwest 1st Rnd Carmichael Audit. (Chapel Hill, N.C.) (4) North Carolina 64, (13) Northeastern 55
 March 14 East 2nd Rnd ODU Fieldhouse (Norfolk, Va.) (2) Old Dominion 72, Maine 62

2000 (64 teams)

March 18 Mideast 1st Rnd United Spirit Arena (Lubbock, Texas) (6) Tulane 65, (11) Vermont 60
 March 18 West 1st Rnd UCSB Thunderdome (Santa Barbara, Calif.) (5) North Carolina 62, (12) Maine 57

2001 (64 teams)

March 16 East 1st Rnd Reynolds Coliseum (Raleigh, N.C.) (4) North Carolina State 76, (13) Delaware 57

2002 (64 teams)

March 16 West 1st Rnd Lloyd Noble Center (Norman, Okla.) (1) Okalahoma 84, (16) Hartford 52

2003 (64 teams)

March 23 East 1st Rnd Gampel Pavilion (Storrs, Conn.) (1) Connecticut 91, (16) Boston University 44

2004 (64 teams)

March 20 Mideast 1st Rnd Dahlberg Arena (Missoula, Mont.) (4) Texas Tech 60, (13) Maine 50

2005 (64 teams)

March 20 East 1st Rnd Gampel Pavilion (Storrs, Conn.) (3) Rutgers 62, (14) Hartford 37

2006 (64 teams)

March 19 East 1st Rnd Sovereign Bank Arena (Trenton, N.J.) (11) Hartford 64, (6) Temple 58
 March 21 East 2nd Rnd Sovereign Bank Arena (Trenton, N.J.) (3) Georgia 73, (11) Hartford 54

2007 (64 teams)

March 18 East 1st Rnd Hartford Civic Center (Hartford, Conn.) (1) Connecticut 82, (16) UMBC 33

2008 (64 teams)

March 22 Midwest 1st Rnd Maravich Assembly Ctr (Baton Rouge, La.) (10) Hartford 59, (7) Syracuse 55
 March 24 Midwest 2nd Rnd Maravich Assembly Ctr (Baton Rouge, La.) (2) Texas A&M 63, (10) Hartford 39

2009 (64 teams)

March 22 East 1st Rnd Gampel Pavilion (Storrs, Conn.) (1) Connecticut 104, (16) Vermont 65

2010 (64 teams)

March 20 Memphis 1st Rnd Cameron Indoor Stad. (Durham, N.C.) (7) LSU 60, (10) Hartford 39
 March 21 Kansas City 1st Rnd Joyce Center (Notre Dame, Ind.) (10) Vermont 64, (7) Wisconsin 55
 March 23 Kansas City 2nd Rnd Joyce Center (Notre Dame, Ind.) (2) Notre Dame 84, (10) Vermont 66

2011 (64 teams)

March 20 Philadelphia 1st Rnd Gampel Pavilion (Storrs, Conn.) (1) Connecticut 75, (16) Hartford 39

2012 (64 teams)

March 17 Raleigh 1st Rnd Reed Arena (College Station, Tex.) (3) Texas A&M 69, (14) Albany 47

Notebooks

Team Profiles

Record Book

Statistics

POSTSEASON BREAKDOWN

NATIONAL INVITATION TOURNAMENT RESULTS

1990 (8 teams)

Kentucky 76, Maine 66	March 22	1st Round	Cal Farley Coliseum (Amarillo, Tex.)
Illinois State 85, Maine 80	March 23	2nd Round	Cal Farley Coliseum (Amarillo, Tex.)
Maine 68, Wyoming 48	March 24	7th-Place	Cal Farley Coliseum (Amarillo, Tex.)

1999 (32 teams)

Ark. State 78, UNH 65	March 11	1st Round	Convocation Cntr. (State University, Ark.)
-----------------------	----------	-----------	--

2002 (32 teams)

Vermont 70, Holy Cross 63	March 14	1st Round	Patrick Gymnasium (Burlington, Vt.)
Vermont 60, St. Joseph's 55	March 17	2nd Round	Patrick Gymnasium (Burlington, Vt.)
Virginia Tech 76, Vermont 48	March 20	Quarterfinals	Cassell Coliseum (Blacksburg, Va.)

2003 (32 teams)

Creighton 74, Maine 67	March 20	1st Round	Alfond Arena (Orono, Maine)
------------------------	----------	-----------	-----------------------------

2005 (32 teams)

West Virginia 74, Maine 59	March 18	1st Round	WVU Coliseum (Morgantown, W. Va.)
----------------------------	----------	-----------	-----------------------------------

2006 (40 teams)

Hofstra 92, Stony Brook 65	March 15	1st Round	Hofstra Univ. Arena (Hampstead, N.Y.)
----------------------------	----------	-----------	---------------------------------------

2007 (48 teams)

Hartford 70, Bucknell 54	March 15	1st Round	Chase Arena (W. Hartford, Conn.)
So. Carolina 81, Hartford 40	March 18	2nd Round	Colonial Arena (Columbia, S.C.)

2008 (48 teams)

Vermont 69, Dartmouth 50	March 20	1st Round	Patrick Gymnasium (Burlington, Vt.)
Boston College 76, Vermont 64	March 24	2nd Round	Conte Forum (Chestnut Hill, Mass.)

2009 (48 teams)

Boston U. 79, CCSU 60	March 19	1st Round	Case Gym (Boston, Mass.)
St. John's 70, Hartford 59	March 22	2nd Round	Chase Arena (W. Hartford, Conn.)
Boston College 68, Boston U. 53	March 23	2nd Round	Conte Forum (Chestnut Hill, Mass.)

2010 (64 teams)

Providence 64, Boston U. 58	March 18	1st Round	Case Gym (Boston, Mass.)
-----------------------------	----------	-----------	--------------------------

2011 (64 teams)

Florida 59, UMBC 47	March 18	1st Round	O'Connell Cntr (Gainesville, Fla.)
---------------------	----------	-----------	------------------------------------

2012 (64 teams)

St. Joseph's 67, Boston U. 56	March 15	1st Round	Hagan Arena (Philadelphia, Pa.)
Syracuse 59, Hartford 42	March 16	1st Round	Chase Arena (W. Hartford, Conn.)

WOMEN'S BASKETBALL INVITATIONAL TOURNAMENT RESULTS

2012 (16 teams)

Holy Cross 63, New Hampshire 59	March 15	1st Round	Hart Center (Worcester, Mass.)
---------------------------------	----------	-----------	--------------------------------

NCAA TOURNAMENT RECORDS

NATIONAL INVITATION TOURNAMENT RECORDS

Team	App.	W	L	Pct.
Hartford (2011, '10, '08, '06, '05, '02)	6	2	7	.222
Vermont (2010, '09, '00, 1994, '93, '92)	6	1	6	.143
Maine (2004, '00, '99, '98, '97, '96, '95)	7	1	7	.125
Albany (2012)	1	0	1	.000
Boston University (2003)	1	0	1	.000
UMBC (2007)	1	0	1	.000
Northeastern (1999)	1	0	1	.000
Delaware (2001)	1	0	1	.000
Totals	22	4	22	.154

Team	Yrs.	W	L	Pct.
Vermont (2008, '02)	2	3	2	.600
Boston University (2012, '10, '09)	3	1	3	.250
Hartford (2012, '09, '07)	3	1	3	.250
Maine (2005, '03, '90)	3	1	4	.200
New Hampshire (1999)	1	0	1	.000
Stony Brook (2006)	1	0	1	.000
UMBC (2011)	1	0	1	.000
Totals	14	6	15	.286

Media Information


Notebooks

Team Profiles

Record Book

Statistics

2013 NCAA TOURNAMENT BRACKET



© 2012 National Collegiate Athletic Association. No commercial use without the NCAA's written permission. The NCAA opposes all sports wagering. This bracket should not be used for sweepstakes, contests, office pools or other gambling activities. NCAA and Women's Final Four are trademarks of the National Collegiate Athletic Association.

2013 NCAA TOURNAMENT SITES

First and Second Rounds
March 23 & 25, or 24 & 26
 Pete Maravich Assembly Center
 Baton Rouge, Louisiana
 Louisiana State University, host

Comcast Center
 College Park, Maryland
 University of Maryland, host

Reed Arena
 College Station, Texas
 Texas A&M University, host

St. John Arena
 Columbus, Ohio
 Ohio State University, host

Thompson-Boling Arena
 Knoxville, Tennessee
 University of Tennessee, host

United Spirit Arena
 Lubbock, Texas
 Texas Tech University, host

McCarthy Athletic Center
 Spokane, Washington
 Gonzaga University, host

Gampel Pavilion
 Storrs, Connecticut
 University of Connecticut, host

Cameron Indoor Stadium
 Durham, North Carolina
 Duke University, host

Carver-Hawkeye Arena
 Iowa City, Iowa
 University of Iowa, host

KFC Yum! Center
 Louisville, Kentucky
 University of Louisville, host

Bob Carpenter Center
 Newark, Delaware
 University of Delaware, host

Carnesecca Arena
 Queens, New York
 St. John's University, host

Maples Pavilion
 Stanford, California
 Stanford University

Coors Events Center
 Boulder, Colorado
 University of Colorado, host

Ferrell Center
 Waco, Texas
 Baylor University, host

Regionals
March 30 & April 1, 2013
 Spokane Regional
 Spokane Veterans Memorial Arena
 Spokane, Washington
 Washington State University, host

Bridgeport Regional
 Webster Bank Arena at Harbor Yard
 Bridgeport, Connecticut
 Metro Atlantic Athletic Conference and Fairfield
 University, host

Regionals
March 31 & April 2, 2013
 Norfolk Regional
 Ted Constant Convocation Center
 Norfolk, Virginia
 Old Dominion University, host

Oklahoma City Regional
 Chesapeake Energy Arena
 Oklahoma City, Oklahoma
 Big 12 Conference, host

Women's Final Four
April 7 & 9, 2013
 New Orleans Arena
 New Orleans, Louisiana
 University of New Orleans, host



**2012-13 America East Conference
INDIVIDUAL BASKETBALL STATISTICS
Through games of Mar 04, 2013 (All games)**



To be ranked, a player must appear in at least 70.0% of their team's games.

SCORING								REBOUNDING							
	CI	G	FG	3FG	FT	Pts	Avg/G		CI	G	Off	Def	Total	Avg/G	
1. Alford, Chantell-Bostonun	Sr	28	168	76	52	464	16.6	1. Agboola, Rashidat-Bostonun	Jr	28	83	168	251	9.0	
2. Henry, Ebone-Albany	Sr	27	141	36	67	385	14.3	2. SWAIN, Jasbriell-BING	Jr	29	48	197	245	8.4	
3. Reed, Cari-Newhamps	Sr	26	112	53	50	327	12.6	3. Forster, Julie-Albany	Sr	28	83	145	228	8.1	
4. Harris, Raven-UMBC	Sr	29	125	22	86	358	12.3	4. PREVILON, Jessica-Stonybro	Sr	28	86	138	224	8.0	
5. Agboola, Rashidat-Bostonun	Jr	28	133	0	65	331	11.8	5. Frame, Morgan-Newhamps	Sr	28	83	110	193	6.9	
6. Crowell, Brittany-UMBC	Sr	29	113	64	42	332	11.4	6. GOODMAN, Chikilra-Stonybro	Jr	27	37	142	179	6.6	
7. PROCTOR, Sabre-Stonybro	So	28	112	8	72	304	10.9	7. Wood, Liz-Maine	Fr	28	56	129	185	6.6	
8. Frame, Morgan-Newhamps	Sr	28	117	0	68	302	10.8	8. Reed, Cari-Newhamps	Sr	26	52	119	171	6.6	
9. Amber Bepko-Hartford	So	22	73	40	49	235	10.7	9. Turner, Whitney-Bostonun	Jr	28	64	116	180	6.4	
10. Nikkia Smith-Hartford	Sr	29	120	1	67	308	10.6	10. Buschmann, Lauren-Vermont	Sr	29	76	99	175	6.0	
11. Craig, Megan-Albany	So	28	123	0	49	295	10.5	11. Richards, Shereesha-Albany	Fr	28	64	100	164	5.9	
12. Roberts, Ashleigh-Maine	Jr	26	100	10	60	270	10.4	12. Nikkia Smith-Hartford	Sr	29	46	111	157	5.4	
13. Moran, Mo-Bostonun	Sr	28	98	36	58	290	10.4	13. Henry, Ebone-Albany	Sr	27	37	104	141	5.2	
14. Wood, Liz-Maine	Fr	28	106	30	47	289	10.3	14. Taylor, Niki-Vermont	So	29	83	68	151	5.2	
15. SWINSON, Sherae-BING	So	29	124	19	28	295	10.2	15. ELOFSON, Kara-BING	Sr	26	48	84	132	5.1	
16. Lowrie, Lindsey-Albany	Sr	28	92	76	24	284	10.1	16. Alford, Chantell-Bostonun	Sr	28	21	121	142	5.1	
17. Richards, Shereesha-Albany	Fr	28	109	1	64	283	10.1	17. SWINSON, Sherae-BING	So	29	40	105	145	5.0	
18. Hogan, Kelsey-Newhamps	Jr	21	71	23	39	204	9.7	18. Browning, Kim-UMBC	Sr	23	40	74	114	5.0	
19. White, Bria-UMBC	So	25	91	35	21	238	9.5	19. Craig, Megan-Albany	So	28	72	62	134	4.8	
20. PREVILON, Jessica-Stonybro	Sr	28	109	0	44	262	9.4	20. Roberts, Ashleigh-Maine	Jr	26	30	93	123	4.7	

FIELD GOAL PCT						ASSISTS				
	CI	G	FGM	FGA	Pct.		CI	G	No.	Avg/G
1. Richards, Shereesha-Albany	Fr	28	109	178	.612	1. Moran, Mo-Bostonun	Sr	28	165	5.9
2. Craig, Megan-Albany	So	28	123	222	.554	2. Royals, Sarah-Albany	So	28	111	4.0
3. PREVILON, Jessica-Stonybro	Sr	28	109	218	.500	3. Harris, Raven-UMBC	Sr	29	109	3.8
4. Kilpatrick, Kaylee-Newhamps	So	28	85	183	.464	4. GOODMAN, Chikilra-Stonybro	Jr	27	98	3.6
5. Agboola, Rashidat-Bostonun	Jr	28	133	287	.463	5. Henry, Ebone-Albany	Sr	27	89	3.3
6. Ruthanne Doherty-Hartford	Sr	28	86	188	.457	6. SWAIN, Jasbriell-BING	Jr	29	95	3.3
7. Nikkia Smith-Hartford	Sr	29	120	268	.448	7. Hogan, Kelsey-Newhamps	Jr	21	68	3.2
8. PROCTOR, Sabre-Stonybro	So	28	112	251	.446	8. Alford, Chantell-Bostonun	Sr	28	87	3.1
9. Lowrie, Lindsey-Albany	Sr	28	92	209	.440	9. Alyssa Englert-Hartford	Jr	29	87	3.0
10. Roberts, Ashleigh-Maine	Jr	26	100	232	.431	10. Shumpert, Tierra-Vermont	So	29	83	2.9

FREE THROW PCT						STEALS				
	CI	G	FTM	FTA	Pct.		CI	G	No.	Avg/G
1. Nikkia Smith-Hartford	Sr	29	67	85	.788	1. Harris, Raven-UMBC	Sr	29	101	3.5
2. Taylor, Niki-Vermont	So	29	74	94	.787	2. Henry, Ebone-Albany	Sr	27	78	2.9
3. PROCTOR, Sabre-Stonybro	So	28	72	92	.783	3. SWAIN, Jasbriell-BING	Jr	29	76	2.6
4. Henry, Ebone-Albany	Sr	27	67	91	.736	4. Amber Bepko-Hartford	So	22	51	2.3
5. Amber Bepko-Hartford	So	22	49	69	.710	5. Alford, Chantell-Bostonun	Sr	28	64	2.3
6. Harris, Raven-UMBC	Sr	29	86	123	.699	6. GOODMAN, Chikilra-Stonybro	Jr	27	59	2.2
7. Roberts, Ashleigh-Maine	Jr	26	60	87	.690	7. Forster, Julie-Albany	Sr	28	61	2.2
8. Frame, Morgan-Newhamps	Sr	28	68	104	.654	-7. Richards, Shereesha-Albany	Fr	28	61	2.2
9. Moran, Mo-Bostonun	Sr	28	58	89	.652	9. Moran, Mo-Bostonun	Sr	28	53	1.9
10. Richards, Shereesha-Albany	Fr	28	64	101	.634	10. Daphne Elliott-Hartford	Sr	29	50	1.7

3-POINT FG PCT						3-POINT FG MADE				
	CI	G	3FG	FGA	Pct.		CI	G	3FG	Avg/G
1. Lowrie, Lindsey-Albany	Sr	28	76	178	.427	1. Alford, Chantell-Bostonun	Sr	28	76	2.7
2. Alford, Chantell-Bostonun	Sr	28	76	180	.422	-1. Lowrie, Lindsey-Albany	Sr	28	76	2.7
3. Callahan, Danielle-Bostonun	Jr	28	47	127	.370	3. Crowell, Brittany-UMBC	Sr	29	64	2.2
4. Reed, Cari-Newhamps	Sr	26	53	146	.363	4. Reed, Cari-Newhamps	Sr	26	53	2.0
5. Anderson, Courtney-Maine	So	27	32	89	.360	5. Amber Bepko-Hartford	So	22	40	1.8
6. Amber Bepko-Hartford	So	22	40	113	.354	6. Callahan, Danielle-Bostonun	Jr	28	47	1.7
7. Moran, Mo-Bostonun	Sr	28	36	102	.353	7. KLUPENGER, Dani-Stonybro	Sr	26	42	1.6
8. Bodine, Lauren-Maine	Fr	26	31	91	.341	8. Sims, Kristen-Bostonun	Sr	28	40	1.4
9. KLUPENGER, Dani-Stonybro	Sr	26	42	126	.333	9. White, Bria-UMBC	So	25	35	1.4
10. JENSEN, Stephanie-BING	Jr	28	34	105	.324	10. Henry, Ebone-Albany	Sr	27	36	1.3

Media Information

Notebooks

Team Profiles

Record Book

Statistics



**2012-13 America East Conference
INDIVIDUAL BASKETBALL STATISTICS
Through games of Mar 04, 2013 (All games)**



Media Information

Notebooks

Team Profiles

Record Book

Statistics

BLOCKED SHOTS				
	Cl	G	No.	Avg/G
1. Agboola,Rashidat-Bostonun	Jr	28	45	1.6
2. Turner,Whitney-Bostonun	Jr	28	44	1.6
3. SWINSON, Sherae-BING	So	29	32	1.1
4. Craig, Megan-Albany	So	28	28	1.0
-4. Browning, Kim-UMBC	Sr	23	23	1.0
6. Kilpatrick,Kaylee-Newhamps	So	28	27	1.0
7. Alford,Chantell-Bostonun	Sr	28	23	0.8
8. Buschmann, Lauren-Vermont	Sr	29	23	0.8
9. Hutson, Gracia-Vermont	Fr	28	22	0.8
10. Sims,Kristen-Bostonun	Sr	28	20	0.7

OFFENSIVE REBOUNDS				
	Cl	G	No.	Avg/G
1. PREVILON, Jessica-Stonybro	Sr	28	86	3.1
2. Agboola,Rashidat-Bostonun	Jr	28	83	3.0
-2. Forster, Julie-Albany	Sr	28	83	3.0
-2. Frame,Morgan-Newhamps	Sr	28	83	3.0
5. Taylor, Niki-Vermont	So	29	83	2.9
6. Buschmann, Lauren-Vermont	Sr	29	76	2.6
-6. GATLING, Gerda-Stonybro	Sr	29	76	2.6
8. Craig, Megan-Albany	So	28	72	2.6
9. Turner,Whitney-Bostonun	Jr	28	64	2.3
-9. Richards, Shereesha-Albany	Fr	28	64	2.3

MINUTES PLAYED				
	Cl	G	No.	Avg/G
1. Moran,Mo-Bostonun	Sr	28	1043	37.2
2. Agboola,Rashidat-Bostonun	Jr	28	999	35.7
3. Alford,Chantell-Bostonun	Sr	28	974	34.8
4. Crowell, Brittany-UMBC	Sr	29	1002	34.6
5. Harris, Raven-UMBC	Sr	29	985	34.0
6. Reed,Cari-Newhamps	Sr	26	879	33.8
7. Hogan,Kelsey-Newhamps	Jr	21	686	32.7
8. SWAIN, Jasbriell-BING	Jr	29	943	32.5
9. Wood, Liz-Maine	Fr	28	907	32.4
10. Henry, Ebone-Albany	Sr	27	843	31.2

ASSIST/TURNOVER RATIO					
	Cl	G	Ast.	T/O	Ratio
1. Moran,Mo-Bostonun	Sr	28	165	63	2.6
2. Shanise Bultron-Hartford	So	29	41	25	1.6
3. Royals, Sarah-Albany	So	28	111	79	1.4
4. Alyssa Englert-Hartford	Jr	29	87	67	1.3
5. Gaston,Ariel-Newhamps	So	28	57	45	1.3
6. Alford,Chantell-Bostonun	Sr	28	87	69	1.3
7. Henry, Ebone-Albany	Sr	27	89	72	1.2
8. Lowrie, Lindsey-Albany	Sr	28	58	49	1.2
-8. Rosario, Margarita-Albany	So	28	58	49	1.2
10. Callahan,Danielle-Bostonun	Jr	28	30	27	1.1

DEFENSIVE REBOUNDS				
	Cl	G	No.	Avg/G
1. SWAIN, Jasbriell-BING	Jr	29	197	6.8
2. Agboola,Rashidat-Bostonun	Jr	28	168	6.0
3. GOODMAN, Chikilra-Stonybro	Jr	27	142	5.3
4. Forster, Julie-Albany	Sr	28	145	5.2
5. PREVILON, Jessica-Stonybro	Sr	28	138	4.9
6. Wood, Liz-Maine	Fr	28	129	4.6
7. Reed,Cari-Newhamps	Sr	26	119	4.6
8. Alford,Chantell-Bostonun	Sr	28	121	4.3
9. Turner,Whitney-Bostonun	Jr	28	116	4.1
10. Frame,Morgan-Newhamps	Sr	28	110	3.9



**2012-13 America East Conference
Conference Individual Highs
Through games of Mar 04, 2013 (All games)**



INDIVIDUAL PLAYER GAME HIGHS

Points	30		Alford,Chantell (Boston University) vs West Virginia (11/12/12)
	29		Roberts, Ashleigh (Maine) vs Wofford (11/10/12)
Field goals made	29		Henry, Ebone (Albany) vs Sam Houston State (12/20/12)
	12		Craig, Megan (Albany) vs Dartmouth (11/24/12)
Field goal attempts	12		Henry, Ebone (Albany) vs Sam Houston State (12/20/12)
	25		Henry, Ebone (Albany) vs Sam Houston State (12/20/12)
Field goal percentage	24		SWINSON, Sherae (Binghamton) vs Vermont (1-16-13)
	.800	(8-10)	PREVILON, Jessica (Stony Brook) at Morgan State (11/18/12)
	.800	(8-10)	GOODMAN, Chikilra (Stony Brook) vs Sacred Heart (12/4/12)
	.800	(8-10)	Craig, Megan (Albany) at UMBC (1/2/13)
3-Pt FG made	.800	(8-10)	Richards, Shereesha (Albany) at Binghamton (1/5/13)
	7		Lowrie, Lindsey (Albany) at Canisius (12-8-12)
3-Pt FG attempts	7		Bodine, Lauren (Maine) vs Vermont (02/20/13)
	16		Crowell, Brittany (UMBC) at Maine (2/2/13)
3-Pt percentage	13		Crowell, Brittany (UMBC) vs Monmouth (11/11/12)
	13		Sims,Kristen (Boston University) at Northeastern (11/20/12)
	13		Lowrie, Lindsey (Albany) at Canisius (12-8-12)
	13		Bodine, Lauren (Maine) at Stony Brook (2/23/13)
Free throws made	.857	(6-7)	Alford,Chantell (Boston University) vs St. John's (12/1/12)
	.833	(5-6)	Lowrie, Lindsey (Albany) vs New Hampshire (1/16/13)
Free throw attempts	12		Coles, Kristin (UMBC) vs Vermont (2/9/13)
	11		PAULK, Vaneeshia (Binghamton) vs Canisius (11-27-12)
	11		HARRIS, Teasha (Stony Brook) vs Iona (12/30/12)
	11		Buschmann, Lauren (Vermont) vs Boston University (02/13/13)
Free throw percentage	16		Coles, Kristin (UMBC) vs Vermont (2/9/13)
	15		PAULK, Vaneeshia (Binghamton) vs Canisius (11-27-12)
	15		Richards, Shereesha (Albany) at Vermont (02/24/13)
	1.000	(8-8)	Hogan,Kelsey (New Hampshire) at Yale (11/14/12)
Rebounds	1.000	(8-8)	MURPHY, Morgan (Binghamton) vs UNLV (12-02-12)
	1.000	(8-8)	Nikkia Smith (Hartford) vs Quinnipiac (12/16/12)
Assists	1.000	(8-8)	Roberts, Ashleigh (Maine) vs Stony Brook (01/26/13)
	18		Forster, Julie (Albany) vs Fordham (11/9/12)
Steals	17		Crowell, Brittany (UMBC) vs Coppin State (11/14/12)
	10		Chase, Lauren (UMBC) vs Coppin State (11/14/12)
Blocked shots	10		Moran,Mo (Boston University) vs Harvard (12/10/12)
	10		Shumpert, Tierra (Vermont) at Binghamton (1-16-13)
	10		Royals, Sarah (Albany) vs New Hampshire (1/16/13)
	8		Henry, Ebone (Albany) at Boston University (1/23/13)
	7		Harris, Raven (UMBC) vs Monmouth (11/11/12)
	7		Forster, Julie (Albany) vs Dartmouth (11/24/12)
	7		Richards, Shereesha (Albany) vs Canisius (12/21/12)
	7		Harris, Raven (UMBC) at UMES (12/21/12)
Turnovers	7		SWAIN, Jasmriell (Binghamton) vs New Hampshire (1-26-13)
	7		Amber Bepko (Hartford) vs Vermont (03/02/13)
Turnovers	6		Agboola,Rashidat (Boston University) at Lehigh (12/30/12)
	5		Turner,Whitney (Boston University) at Eastern Michigan (11-23-12)
Turnovers	14		Shumpert, Tierra (Vermont) vs Hartford (01/30/13)
	10		Harris, Raven (UMBC) at UMES (12/21/12)
	10		GOODMAN, Chikilra (Stony Brook) at Hartford (01/12/13)

Media Information

Notebooks

Team Profiles

Record Book

Statistics



**2012-13 America East Conference
CONFERENCE BASKETBALL STATISTICS
Through games of Mar 04, 2013 (All games)**



Media Information

Notebooks

Team Profiles

Record Book

Statistics

SCORING OFFENSE	G	W-L	Pts	Avg/G
1. Albany	28	25-3	1888	67.4
2. Boston University	28	23-5	1751	62.5
3. Hartford	29	19-10	1666	57.4
4. Maine	28	4-24	1546	55.2
5. UMBC	29	10-19	1599	55.1
6. New Hampshire	28	11-17	1528	54.6
7. Stony Brook	29	14-15	1544	53.2
8. Vermont	29	9-20	1501	51.8
9. Binghamton	29	6-23	1479	51.0

SCORING DEFENSE	G	Pts	Avg/G
1. Albany	28	1360	48.6
2. Boston University	28	1446	51.6
3. Hartford	29	1565	54.0
4. Stony Brook	29	1609	55.5
5. New Hampshire	28	1594	56.9
6. Binghamton	29	1772	61.1
7. Vermont	29	1801	62.1
8. UMBC	29	1912	65.9
9. Maine	28	1931	69.0

SCORING MARGIN	G	Offense	Defense	Margin
1. Albany	28	67.4	48.6	+18.9
2. Boston University	28	62.5	51.6	+10.9
3. Hartford	29	57.4	54.0	+3.5
4. Stony Brook	29	53.2	55.5	-2.2
5. New Hampshire	28	54.6	56.9	-2.4
6. Binghamton	29	51.0	61.1	-10.1
7. Vermont	29	51.8	62.1	-10.3
8. UMBC	29	55.1	65.9	-10.8
9. Maine	28	55.2	69.0	-13.8

FREE THROW PCT	G	FTM	FTA	Pct.
1. New Hampshire	28	281	403	.697
2. Hartford	29	324	475	.682
3. Vermont	29	304	452	.673
4. Maine	28	234	350	.669
5. UMBC	29	327	498	.657
6. Albany	28	341	520	.656
7. Binghamton	29	319	503	.634
8. Boston University	28	263	422	.623
9. Stony Brook	29	313	521	.601

FIELD GOAL PERCENTAGES	G	FGM	FGA	Pct.
1. Albany	28	701	1555	.451
2. Boston University	28	641	1576	.407
3. Hartford	29	602	1548	.389
4. New Hampshire	28	565	1472	.384
5. Stony Brook	29	570	1513	.377
6. Maine	28	581	1580	.368
7. UMBC	29	565	1611	.351
8. Binghamton	29	528	1540	.343
9. Vermont	29	538	1591	.338

FIELD GOAL PCT DEFENSE	G	FGM	FGA	Pct.
1. Albany	28	469	1433	.327
2. Boston University	28	531	1527	.348
3. Stony Brook	29	561	1463	.383
4. Binghamton	29	635	1652	.384
5. New Hampshire	28	579	1506	.384
6. Hartford	29	580	1467	.395
7. Vermont	29	623	1553	.401
8. Maine	28	717	1772	.405
9. UMBC	29	714	1738	.411

3-POINT FG PCT	G	3FGM	3FGA	Pct.
1. Albany	28	145	397	.365
2. Boston University	28	206	581	.355
3. UMBC	29	142	499	.285
4. Hartford	29	138	491	.281
5. Binghamton	29	104	378	.275
6. Stony Brook	29	91	335	.272
7. New Hampshire	28	117	431	.271
8. Maine	28	150	560	.268
9. Vermont	29	121	455	.266

3-POINT FG PCT DEFENSE	G	3FGM	3FGA	Pct.
1. Albany	28	126	478	.264
2. Boston University	28	116	402	.289
3. New Hampshire	28	122	419	.291
4. Vermont	29	136	439	.310
5. Hartford	29	113	356	.317
6. Binghamton	29	145	454	.319
7. Stony Brook	29	168	526	.319
8. Maine	28	183	567	.323
9. UMBC	29	180	548	.328

REBOUNDING OFFENSE	G	Rebounds	Avg/G
1. Albany	28	1156	41.3
2. Vermont	29	1127	38.9
3. New Hampshire	28	1041	37.2
4. Stony Brook	29	1077	37.1
5. Maine	28	1030	36.8
6. Binghamton	29	1065	36.7
7. Boston University	28	1017	36.3
8. UMBC	29	997	34.4
9. Hartford	29	966	33.3

REBOUNDING DEFENSE	G	Rebounds	Avg/G
1. Albany	28	856	30.6
2. Stony Brook	29	968	33.4
3. New Hampshire	28	972	34.7
4. Hartford	29	1022	35.2
5. Vermont	29	1046	36.1
6. Boston University	28	1090	38.9
7. Binghamton	29	1164	40.1
8. Maine	28	1162	41.5
9. UMBC	29	1252	43.2



**2012-13 America East Conference
CONFERENCE BASKETBALL STATISTICS
Through games of Mar 04, 2013 (All games)**



REBOUNDING MARGIN						
	G	Team	Avg.	Opp.	Avg.	Margin
1.	28	Albany	1156	41.3	856	30.6 +10.7
2.	29	Stony Brook	1077	37.1	968	33.4 +3.8
3.	29	Vermont	1127	38.9	1046	36.1 +2.8
4.	28	New Hampshire	1041	37.2	972	34.7 +2.5
5.	29	Hartford	966	33.3	1022	35.2 -1.9
6.	28	Boston University	1017	36.3	1090	38.9 -2.6
7.	29	Binghamton	1065	36.7	1164	40.1 -3.4
8.	28	Maine	1030	36.8	1162	41.5 -4.7
9.	29	UMBC	997	34.4	1252	43.2 -8.8

ASSISTS				
	G	No.	Avg/G	
1.	28	Albany	429	15.3
2.	28	Boston University	403	14.4
3.	29	Vermont	361	12.4
-3.	29	Hartford	361	12.4
5.	28	Maine	330	11.8
6.	28	New Hampshire	310	11.1
7.	29	Stony Brook	306	10.6
8.	29	Binghamton	299	10.3
9.	29	UMBC	270	9.3

TURNOVER MARGIN						
	G	Team	Avg.	Opp.	Avg.	Margin
1.	28	Boston University	331	11.8	440	15.7 +3.9
2.	29	Hartford	448	15.4	550	19.0 +3.5
3.	28	Albany	483	17.3	546	19.5 +2.2
4.	29	UMBC	432	14.9	436	15.0 +0.1
5.	29	Stony Brook	519	17.9	511	17.6 -0.3
6.	29	Binghamton	494	17.0	415	14.3 -2.7
7.	28	New Hampshire	446	15.9	361	12.9 -3.0
8.	29	Vermont	586	20.2	457	15.8 -4.4
9.	28	Maine	541	19.3	415	14.8 -4.5

OFFENSIVE REBOUNDS				
	G	No.	Avg/G	
1.	29	Vermont	426	14.7
2.	28	Albany	402	14.4
3.	29	Stony Brook	397	13.7
4.	28	New Hampshire	334	11.9
5.	29	Hartford	332	11.4
6.	28	Maine	299	10.7
7.	28	Boston University	297	10.6
8.	29	UMBC	302	10.4
9.	29	Binghamton	300	10.3

3-POINT FG MADE				
	G	No.	Avg/G	
1.	28	Boston University	206	7.4
2.	28	Maine	150	5.4
3.	28	Albany	145	5.2
4.	29	UMBC	142	4.9
5.	29	Hartford	138	4.8
6.	28	New Hampshire	117	4.2
7.	29	Vermont	121	4.2
8.	29	Binghamton	104	3.6
9.	29	Stony Brook	91	3.1

BLOCKED SHOTS				
	G	No.	Avg/G	
1.	28	Boston University	148	5.3
2.	29	Vermont	85	2.9
3.	28	Albany	80	2.9
4.	29	UMBC	74	2.6
5.	29	Binghamton	70	2.4
6.	28	New Hampshire	65	2.3
7.	28	Maine	54	1.9
8.	29	Hartford	47	1.6
9.	29	Stony Brook	32	1.1

STEALS				
	G	No.	Avg/G	
1.	28	Albany	337	12.0
2.	29	Hartford	270	9.3
3.	29	Stony Brook	241	8.3
4.	28	Boston University	228	8.1
5.	29	UMBC	224	7.7
6.	29	Vermont	211	7.3
7.	28	Maine	189	6.8
8.	29	Binghamton	194	6.7
9.	28	New Hampshire	158	5.6

ASSIST/TURNOVER RATIO							
	G	Ast.	Avg.	T/O	Avg.	Ratio	
1.	28	Boston University	403	14.4	331	11.8	1.2
2.	28	Albany	429	15.3	483	17.3	0.9
3.	29	Hartford	361	12.4	448	15.4	0.8
4.	28	New Hampshire	310	11.1	446	15.9	0.7
5.	29	UMBC	270	9.3	432	14.9	0.6
6.	29	Vermont	361	12.4	586	20.2	0.6
7.	28	Maine	330	11.8	541	19.3	0.6
8.	29	Binghamton	299	10.3	494	17.0	0.6
9.	29	Stony Brook	306	10.6	519	17.9	0.6

DEFENSIVE REBOUNDS				
	G	No.	Avg/G	
1.	28	Albany	754	26.9
2.	29	Binghamton	765	26.4
3.	28	Maine	731	26.1
4.	28	Boston University	720	25.7
5.	28	New Hampshire	707	25.3
6.	29	Vermont	701	24.2
7.	29	UMBC	695	24.0
8.	29	Stony Brook	680	23.4
9.	29	Hartford	634	21.9

Media Information

Notebooks

Team Profiles

Record Book

Statistics



**2012-13 America East Conference
CONFERENCE BASKETBALL STATISTICS
Through games of Mar 04, 2013 (All games)**



Media Information

Team	Conference	Pct.	PF	PA	Overall	Pct.	PF	PA	Current unbeaten streak
Albany	16-0	1.000	69.9	46.1	25-3	.893	67.4	48.6	Albany -- 17
Boston University	13-2	.867	61.5	50.2	23-5	.821	62.5	51.6	Hartford -- 2
Hartford	10-6	.625	55.9	49.0	19-10	.655	57.4	54.0	Binghamton -- 1
Stony Brook	6-10	.375	51.8	56.6	14-15	.483	53.2	55.5	Boston University -- 1
New Hampshire	6-10	.375	54.6	57.5	11-17	.393	54.6	56.9	New Hampshire -- 1
UMBC	6-10	.375	56.0	64.1	10-19	.345	55.1	65.9	
Vermont	6-10	.375	51.0	59.6	9-20	.310	51.8	62.1	
Binghamton	5-11	.312	52.9	60.1	6-23	.207	51.0	61.1	
Maine	3-12	.200	58.1	68.6	4-24	.143	55.2	69.0	

Notebooks

TEAM SUMMARIES	G	PF-PA	Avg score	Margin	FG-FGA	Pct.	3FG-FGA	Pct.	FT-FTA	Pct.	RebF	RebA	Margin
Albany	28	1888-1360	67.4-48.6	+18.9	701-1555	.451	145-397	.365	341-520	.656	1156	856	+10.7
Binghamton	29	1479-1772	51.0-61.1	-10.1	528-1540	.343	104-378	.275	319-503	.634	1065	1164	-3.4
Boston University	28	1751-1446	62.5-51.6	+10.9	641-1576	.407	206-581	.355	263-422	.623	1017	1090	-2.6
Hartford	29	1666-1565	57.4-54.0	+3.5	602-1548	.389	138-491	.281	324-475	.682	966	1022	-1.9
Maine	28	1546-1931	55.2-69.0	-13.7	581-1580	.368	150-560	.268	234-350	.669	1030	1162	-4.7
New Hampshire	28	1528-1594	54.6-56.9	-2.4	565-1472	.384	117-431	.271	281-403	.697	1041	972	+2.5
Stony Brook	29	1544-1609	53.2-55.5	-2.2	570-1513	.377	91-335	.272	313-521	.601	1077	968	+3.8
UMBC	29	1599-1912	55.1-65.9	-10.8	565-1611	.351	142-499	.285	327-498	.657	997	1252	-8.8
Vermont	29	1501-1801	51.8-62.1	-10.3	538-1591	.338	121-455	.266	304-452	.673	1127	1046	+2.8

Team Profiles

ATTENDANCE	Home	Average	Away	Average	Neutral	Average	Total	Average
Albany	12-13291	1108	14-12103	864	2-661	330	28-26055	931
Binghamton	13-25025	1925	15-15610	1041	1-255	255	29-40890	1410
Boston University	13-5708	439	14-12145	868	1-262	262	28-18115	647
Hartford	15-28000	1867	13-9373	721	1-3850	3850	29-41223	1421
Maine	10-11112	1111	14-14548	1039	4-6193	1548	28-31853	1138
New Hampshire	12-4402	367	15-11631	775	1-378	378	28-16411	586
Stony Brook	15-4055	270	14-15497	1107	0-0	0	29-19552	674
UMBC	14-9390	671	14-10875	777	1-1143	1143	29-21408	738
Vermont	12-10579	882	17-14729	866	0-0	0	29-25308	873
Totals	116-111562	962	130-116511	896	11-12742	1158	257-240815	937

Record Book

Statistics



**2012-13 America East Conference
Conference Team Highs
Through games of Mar 04, 2013 (All games)**



TEAM HIGHS (highest totals made by)

Points	87		Albany at UMBC (1/2/13)
	86		UMBC at Maine (2/2/13)
	86		Albany at Maine (2/9/2013)
Margin	86		New Hampshire at Maine (03/02/13)
	54	(87-33)	Albany at UMBC (1/2/13)
Field goals made	44	(85-41)	Albany vs UMBC (2/6/13)
	35		Albany at Maine (2/9/2013)
Field goal attempts	35		New Hampshire at Maine (03/02/13)
	81		UMBC vs Eastern (11/25/12)
Field goal percentage	79		New Hampshire at Maine (03/02/13)
	.600	(27-45)	Albany at Siena (12/1/12)
3-Pt FG made	.588	(30-51)	Albany at La Salle (12/5/12)
	14		Hartford vs Maine (02/13/13)
3-Pt FG attempts	13		Boston University at Northeastern (11/20/12)
	36		Boston University at Northeastern (11/20/12)
3-Pt percentage	34		UMBC at Maine (2/2/13)
	.667	(6-9)	Stony Brook vs St. Francis Brooklyn (12/19/12)
Free throws made	.615	(8-13)	New Hampshire vs Vermont (02/06/13)
	28		UMBC vs Vermont (2/9/13)
Free throw attempts	27		Stony Brook vs Iona (12/30/12)
	35		Hartford at Massachusetts (11/21/12)
Free throw percentage	35		Stony Brook vs Vermont (1/19/13)
	35		Stony Brook at Binghamton (2/13/13)
Rebounds	1.000	(9-9)	Vermont vs Maine (01/23/13)
	1.000	(7-7)	Boston University vs Stony Brook (2/6/13)
Assists	1.000	(4-4)	New Hampshire at Holy Cross (11/17/12)
	1.000	(4-4)	Vermont at Boston University (1/9/13)
Steals	1.000	(4-4)	UMBC vs Boston University (1/26/13)
	1.000	(3-3)	Maine vs Auburn (11/09/12)
Blocked shots	1.000	(3-3)	Maine vs Syracuse (11/13/12)
	1.000	(2-2)	New Hampshire at Brown (12/02/12)
Turnovers	1.000	(1-1)	New Hampshire at Cleveland State (12/22/12)
	55		UMBC vs Eastern (11/25/12)
Fouls	55		Albany at UMBC (1/2/13)
	55		New Hampshire at Maine (03/02/13)
Assists	24		Albany vs New Hampshire (1/16/13)
	24		Hartford vs Maine (02/13/13)
Steals	20		Hartford at Vermont (01/30/13)
	20		Hartford vs Vermont (03/02/13)
Blocked shots	10		Boston University at Eastern Michigan (11-23-12)
	9		Boston University at Lehigh (12/30/12)
Turnovers	36		Vermont at Hartford (03/02/13)
	32		Vermont at Oklahoma State (12/16/12)
Fouls	31		Vermont at Stony Brook (1/19/13)
	28		Vermont at UMBC (2/9/13)

Media Information

Notebooks

Team Profiles

Record Book

Statistics



**2012-13 America East Conference
INDIVIDUAL BASKETBALL STATISTICS
Through games of Mar 04, 2013 (Conference games only)**



To be ranked, a player must appear in at least 70.0% of their team's games.

Media Information

Notebooks

Team Profiles

Record Book

Statistics

SCORING								REBOUNDING							
	CI	G	FG	3FG	FT	Pts	Avg/G		CI	G	Off	Def	Total	Avg/G	
1. Alford,Chantell-Bostonun	Sr	15	84	36	30	234	15.6	1. SWAIN, Jasbriell-BING	Jr	16	27	119	146	9.1	
2. Harris, Raven-UMBC	Sr	16	86	15	61	248	15.5	2. Agboola,Rashidat-Bostonun	Jr	15	47	81	128	8.5	
3. Henry, Ebone-Albany	Sr	15	79	22	49	229	15.3	3. Forster, Julie-Albany	Sr	16	47	72	119	7.4	
4. Wood, Liz-Maine	Fr	15	71	16	36	194	12.9	4. Wood, Liz-Maine	Fr	15	37	73	110	7.3	
5. Agboola,Rashidat-Bostonun	Jr	15	75	0	42	192	12.8	5. Frame,Morgan-Newhamps	Sr	16	41	73	114	7.1	
6. Reed,Cari-Newhamps	Sr	14	58	30	31	177	12.6	6. PREVILON, Jessica-Stonybro	Sr	15	44	62	106	7.1	
7. Richards, Shereesha-Albany	Fr	16	75	0	48	198	12.4	7. Richards, Shereesha-Albany	Fr	16	39	74	113	7.1	
8. Crowell, Brittany-UMBC	Sr	16	64	41	26	195	12.2	8. Buschmann, Lauren-Vermont	Sr	16	45	66	111	6.9	
9. Frame,Morgan-Newhamps	Sr	16	67	0	44	178	11.1	9. Turner,Whitney-Bostonun	Jr	15	37	67	104	6.9	
10. Nikkia Smith-Hartford	Sr	16	71	0	33	175	10.9	10. Nikkia Smith-Hartford	Sr	16	31	68	99	6.2	
11. Amber Bepko-Hartford	So	12	41	23	25	130	10.8	11. Reed,Cari-Newhamps	Sr	14	25	61	86	6.1	
12. SWINSON, Sherae-BING	So	16	72	11	18	173	10.8	12. GOODMAN, Chikilra-Stonybro	Jr	16	25	72	97	6.1	
13. PROCTOR, Sabre-Stonybro	So	15	62	1	34	159	10.6	13. Browning, Kim-UMBC	Sr	16	33	56	89	5.6	
14. Lowrie, Lindsey-Albany	Sr	16	52	42	21	167	10.4	14. Henry, Ebone-Albany	Sr	15	15	68	83	5.5	
15. Roberts, Ashleigh-Maine	Jr	13	46	6	35	133	10.2	15. Taylor, Niki-Vermont	So	16	43	42	85	5.3	
16. Craig, Megan-Albany	So	16	65	0	29	159	9.9	16. Harris, Raven-UMBC	Sr	16	16	63	79	4.9	
17. Buschmann, Lauren-Vermont	Sr	16	50	0	56	156	9.8	17. Alford,Chantell-Bostonun	Sr	15	11	63	74	4.9	
18. GOODMAN, Chikilra-Stonybro	Jr	16	60	4	31	155	9.7	18. SWINSON, Sherae-BING	So	16	18	60	78	4.9	
19. Taylor, Niki-Vermont	So	16	54	1	45	154	9.6	19. Roberts, Ashleigh-Maine	Jr	13	13	48	61	4.7	
20. Moran,Mo-Bostonun	Sr	15	46	17	34	143	9.5	20. Craig, Megan-Albany	So	16	42	33	75	4.7	

FIELD GOAL PCT						ASSISTS				
	CI	G	FGM	FGA	Pct.		CI	G	No.	Avg/G
1. Richards, Shereesha-Albany	Fr	16	75	112	.670	1. Moran,Mo-Bostonun	Sr	15	71	4.7
2. Craig, Megan-Albany	So	16	65	122	.533	2. Harris, Raven-UMBC	Sr	16	73	4.6
3. PREVILON, Jessica-Stonybro	Sr	15	59	115	.513	3. Royals, Sarah-Albany	So	16	68	4.3
4. Buschmann, Lauren-Vermont	Sr	16	50	106	.472	4. Alford,Chantell-Bostonun	Sr	15	53	3.5
5. Agboola,Rashidat-Bostonun	Jr	15	75	160	.469	5. GOODMAN, Chikilra-Stonybro	Jr	16	55	3.4
6. Roberts, Ashleigh-Maine	Jr	13	46	99	.465	6. Henry, Ebone-Albany	Sr	15	50	3.3
7. Lowrie, Lindsey-Albany	Sr	16	52	117	.444	7. SWAIN, Jasbriell-BING	Jr	16	53	3.3
8. Forster, Julie-Albany	Sr	16	58	131	.443	8. Shumpert, Tierra-Vermont	So	16	48	3.0
9. Nikkia Smith-Hartford	Sr	16	71	162	.438	9. Anderson, Courtney-Maine	So	14	41	2.9
10. PROCTOR, Sabre-Stonybro	So	15	62	148	.419	10. Alyssa Englert-Hartford	Jr	16	44	2.8

FREE THROW PCT						STEALS				
	CI	G	FTM	FTA	Pct.		CI	G	No.	Avg/G
1. Reed,Cari-Newhamps	Sr	14	31	34	.912	1. Harris, Raven-UMBC	Sr	16	53	3.3
2. Amber Bepko-Hartford	So	12	25	32	.781	2. Henry, Ebone-Albany	Sr	15	48	3.2
3. Daphne Elliott-Hartford	Sr	16	32	42	.762	3. SWAIN, Jasbriell-BING	Jr	16	40	2.5
4. Taylor, Niki-Vermont	So	16	45	60	.750	3. Richards, Shereesha-Albany	Fr	16	40	2.5
4. Nikkia Smith-Hartford	Sr	16	33	44	.750	5. Alford,Chantell-Bostonun	Sr	15	37	2.5
6. Henry, Ebone-Albany	Sr	15	49	66	.742	6. Amber Bepko-Hartford	So	12	26	2.2
7. Harris, Raven-UMBC	Sr	16	61	84	.726	7. Wood, Liz-Maine	Fr	15	30	2.0
8. PROCTOR, Sabre-Stonybro	So	15	34	47	.723	8. GOODMAN, Chikilra-Stonybro	Jr	16	31	1.9
9. Roberts, Ashleigh-Maine	Jr	13	35	50	.700	9. Daphne Elliott-Hartford	Sr	16	28	1.8
10. Moran,Mo-Bostonun	Sr	15	34	49	.694	10. Moran,Mo-Bostonun	Sr	15	25	1.7

3-POINT FG PCT						3-POINT FG MADE				
	CI	G	3FG	FGA	Pct.		CI	G	3FG	Avg/G
1. Lowrie, Lindsey-Albany	Sr	16	42	100	.420	1. Lowrie, Lindsey-Albany	Sr	16	42	2.6
2. Alford,Chantell-Bostonun	Sr	15	36	86	.419	2. Crowell, Brittany-UMBC	Sr	16	41	2.6
3. Bodine, Lauren-Maine	Fr	15	29	71	.408	3. Alford,Chantell-Bostonun	Sr	15	36	2.4
4. Reed,Cari-Newhamps	Sr	14	30	77	.390	4. Reed,Cari-Newhamps	Sr	14	30	2.1
5. Anderson, Courtney-Maine	So	14	18	51	.353	5. Bodine, Lauren-Maine	Fr	15	29	1.9
6. Amber Bepko-Hartford	So	12	23	66	.348	6. Amber Bepko-Hartford	So	12	23	1.9
7. JENSEN, Stephanie-BING	Jr	16	26	77	.338	7. KLUPENGER, Dani-Stonybro	Sr	16	27	1.7
8. KLUPENGER, Dani-Stonybro	Sr	16	27	80	.338	8. JENSEN, Stephanie-BING	Jr	16	26	1.6
9. Moran,Mo-Bostonun	Sr	15	17	53	.321	9. Henry, Ebone-Albany	Sr	15	22	1.5
10. Henry, Ebone-Albany	Sr	15	22	70	.314	10. White, Bria-UMBC	So	13	17	1.3



**2012-13 America East Conference
INDIVIDUAL BASKETBALL STATISTICS
Through games of Mar 04, 2013 (Conference games only)**



BLOCKED SHOTS				
	Cl	G	No.	Avg/G
1. Agboola,Rashidat-Bostonun	Jr	15	22	1.5
2. Turner,Whitney-Bostonun	Jr	15	18	1.2
3. Browning, Kim-UMBC	Sr	16	19	1.2
4. Kilpatrick,Kaylee-Newhamps	So	16	18	1.1
5. Sims,Kristen-Bostonun	Sr	15	15	1.0
6. SWINSON, Sherae-BING	So	16	15	0.9
7. Craig, Megan-Albany	So	16	14	0.9
8. Buschmann, Lauren-Vermont	Sr	16	13	0.8
9. Alford,Chantell-Bostonun	Sr	15	12	0.8
10. Nikkia Smith-Hartford	Sr	16	12	0.8

OFFENSIVE REBOUNDS				
	Cl	G	No.	Avg/G
1. Agboola,Rashidat-Bostonun	Jr	15	47	3.1
2. Forster, Julie-Albany	Sr	16	47	2.9
3. PREVILON, Jessica-Stonybro	Sr	15	44	2.9
4. Buschmann, Lauren-Vermont	Sr	16	45	2.8
5. Taylor, Niki-Vermont	So	16	43	2.7
6. Craig, Megan-Albany	So	16	42	2.6
7. Frame,Morgan-Newhamps	Sr	16	41	2.6
8. Wood, Liz-Maine	Fr	15	37	2.5
-8. Turner,Whitney-Bostonun	Jr	15	37	2.5
10. Richards, Shereesha-Albany	Fr	16	39	2.4

MINUTES PLAYED				
	Cl	G	No.	Avg/G
1. Harris, Raven-UMBC	Sr	16	601	37.6
2. Moran,Mo-Bostonun	Sr	15	552	36.8
3. Agboola,Rashidat-Bostonun	Jr	15	542	36.1
4. Crowell, Brittany-UMBC	Sr	16	577	36.1
5. Anderson, Courtney-Maine	So	14	491	35.1
6. Alford,Chantell-Bostonun	Sr	15	515	34.3
7. Wood, Liz-Maine	Fr	15	502	33.5
8. Reed,Cari-Newhamps	Sr	14	463	33.1
9. Browning, Kim-UMBC	Sr	16	517	32.3
10. SWAIN, Jasbriell-BING	Jr	16	516	32.2

ASSIST/TURNOVER RATIO					
	Cl	G	Ast.	T/O	Ratio
1. Moran,Mo-Bostonun	Sr	15	71	29	2.4
2. Royals, Sarah-Albany	So	16	68	35	1.9
3. Alford,Chantell-Bostonun	Sr	15	53	29	1.8
4. Shanise Bultron-Hartford	So	16	29	16	1.8
5. Gaston,Ariel-Newhamps	So	16	39	26	1.5
6. Sims,Kristen-Bostonun	Sr	15	19	14	1.4
7. Henry, Ebone-Albany	Sr	15	50	38	1.3
8. Rosario, Margarita-Albany	So	16	36	29	1.2
9. Alyssa Englert-Hartford	Jr	16	44	37	1.2
10. Lowrie, Lindsey-Albany	Sr	16	32	29	1.1

DEFENSIVE REBOUNDS				
	Cl	G	No.	Avg/G
1. SWAIN, Jasbriell-BING	Jr	16	119	7.4
2. Agboola,Rashidat-Bostonun	Jr	15	81	5.4
3. Wood, Liz-Maine	Fr	15	73	4.9
4. Richards, Shereesha-Albany	Fr	16	74	4.6
5. Frame,Morgan-Newhamps	Sr	16	73	4.6
6. Henry, Ebone-Albany	Sr	15	68	4.5
7. Forster, Julie-Albany	Sr	16	72	4.5
-7. GOODMAN, Chikilra-Stonybro	Jr	16	72	4.5
9. Turner,Whitney-Bostonun	Jr	15	67	4.5
10. Reed,Cari-Newhamps	Sr	14	61	4.4

Media Information

Notebooks

Team Profiles

Record Book

Statistics



**2012-13 America East Conference
Conference Individual Highs
Through games of Mar 04, 2013 (Conference games only)**



INDIVIDUAL PLAYER GAME HIGHS

Points	28		Walczak, Danielle (Maine) vs UMBC (2/2/13)
	26		Agboola,Rashidat (Boston University) at Hartford (01/05/13)
	26		Alford,Chantell (Boston University) vs UMBC (2/23/13)
Field goals made	11		Agboola,Rashidat (Boston University) at Hartford (01/05/13)
	11		Forster, Julie (Albany) at Maine (2/9/2013)
Field goal attempts	24		SWINSON, Sherae (Binghamton) vs Vermont (1-16-13)
	23		White, Bria (UMBC) at New Hampshire (01/09/13)
	23		Alford,Chantell (Boston University) vs Albany (1/23/13)
Field goal percentage	.800	(8-10)	Craig, Megan (Albany) at UMBC (1/2/13)
	.800	(8-10)	Richards, Shereesha (Albany) at Binghamton (1/5/13)
3-Pt FG made	7		Bodine, Lauren (Maine) vs Vermont (02/20/13)
	6		Reed,Cari (New Hampshire) vs Boston University (01/19/13)
	6		KLUPENGER, Dani (Stony Brook) vs Maine (2/23/13)
3-Pt FG attempts	16		Crowell, Brittany (UMBC) at Maine (2/2/13)
	13		Bodine, Lauren (Maine) at Stony Brook (2/23/13)
3-Pt percentage	.833	(5-6)	Lowrie, Lindsey (Albany) vs New Hampshire (1/16/13)
	.778	(7-9)	Bodine, Lauren (Maine) vs Vermont (02/20/13)
Free throws made	12		Coles, Kristin (UMBC) vs Vermont (2/9/13)
	11		Buschmann, Lauren (Vermont) vs Boston University (02/13/13)
Free throw attempts	16		Coles, Kristin (UMBC) vs Vermont (2/9/13)
	15		Richards, Shereesha (Albany) at Vermont (02/24/13)
Free throw percentage	1.000	(8-8)	Roberts, Ashleigh (Maine) vs Stony Brook (01/26/13)
	.889	(8-9)	Harris, Raven (UMBC) at Vermont (01/12/13)
Rebounds	16		SWAIN, Jasbriell (Binghamton) vs Hartford (1/2/13)
	16		SWAIN, Jasbriell (Binghamton) vs Stony Brook (2/13/13)
	16		SWAIN, Jasbriell (Binghamton) vs UMBC (3-2-13)
Assists	10		Shumpert, Tierra (Vermont) at Binghamton (1-16-13)
	10		Royals, Sarah (Albany) vs New Hampshire (1/16/13)
Steals	8		Henry, Ebone (Albany) at Boston University (1/23/13)
	7		SWAIN, Jasbriell (Binghamton) vs New Hampshire (1-26-13)
	7		Amber Bepko (Hartford) vs Vermont (03/02/13)
Blocked shots	4		Kilpatrick,Kaylee (New Hampshire) vs Maine (01/29/13)
	4		Turner,Whitney (Boston University) at Vermont (02/13/13)
Turnovers	14		Shumpert, Tierra (Vermont) vs Hartford (01/30/13)
	10		GOODMAN, Chikilra (Stony Brook) at Hartford (01/12/13)

Media Information

Notebooks

Team Profiles

Record Book

Statistics



**2012-13 America East Conference
CONFERENCE BASKETBALL STATISTICS
Through games of Mar 04, 2013 (Conference games only)**



Media Information

Notebooks

Team Profiles

Record Book

Statistics

SCORING OFFENSE	G	W-L	Pts	Avg/G
1. Albany	16	16-0	1118	69.9
2. Boston University	15	13-2	923	61.5
3. Maine	15	3-12	871	58.1
4. UMBC	16	6-10	896	56.0
5. Hartford	16	10-6	895	55.9
6. New Hampshire	16	6-10	874	54.6
7. Binghamton	16	5-11	847	52.9
8. Stony Brook	16	6-10	829	51.8
9. Vermont	16	6-10	816	51.0

SCORING DEFENSE	G	Pts	Avg/G
1. Albany	16	737	46.1
2. Hartford	16	784	49.0
3. Boston University	15	753	50.2
4. Stony Brook	16	906	56.6
5. New Hampshire	16	920	57.5
6. Vermont	16	954	59.6
7. Binghamton	16	961	60.1
8. UMBC	16	1025	64.1
9. Maine	15	1029	68.6

SCORING MARGIN	G	Offense	Defense	Margin
1. Albany	16	69.9	46.1	+23.8
2. Boston University	15	61.5	50.2	+11.3
3. Hartford	16	55.9	49.0	+6.9
4. New Hampshire	16	54.6	57.5	-2.9
5. Stony Brook	16	51.8	56.6	-4.8
6. Binghamton	16	52.9	60.1	-7.1
7. UMBC	16	56.0	64.1	-8.1
8. Vermont	16	51.0	59.6	-8.6
9. Maine	15	58.1	68.6	-10.5

FREE THROW PCT	G	FTM	FTA	Pct.
1. New Hampshire	16	178	250	.712
2. Vermont	16	170	249	.683
3. Albany	16	223	327	.682
4. Maine	15	152	226	.673
5. Hartford	16	174	259	.672
6. UMBC	16	190	286	.664
7. Boston University	15	159	245	.649
8. Binghamton	16	164	278	.590
9. Stony Brook	16	159	286	.556

FIELD GOAL PERCENTAGES	G	FGM	FGA	Pct.
1. Albany	16	404	859	.470
2. Boston University	15	337	825	.408
3. New Hampshire	16	313	822	.381
4. Maine	15	320	842	.380
5. Hartford	16	321	855	.375
6. Binghamton	16	308	843	.365
7. Stony Brook	16	313	859	.364
8. UMBC	16	314	871	.361
9. Vermont	16	288	855	.337

FIELD GOAL PCT DEFENSE	G	FGM	FGA	Pct.
1. Albany	16	257	794	.324
2. Boston University	15	280	782	.358
3. Binghamton	16	346	926	.374
4. Hartford	16	287	751	.382
5. Vermont	16	320	827	.387
6. New Hampshire	16	336	859	.391
7. Stony Brook	16	320	811	.395
8. UMBC	16	383	937	.409
9. Maine	15	389	944	.412

3-POINT FG PCT	G	3FGM	3FGA	Pct.
1. Albany	16	87	237	.367
2. Boston University	15	90	283	.318
3. UMBC	16	78	256	.305
4. Binghamton	16	67	220	.305
5. New Hampshire	16	70	234	.299
6. Hartford	16	79	276	.286
7. Maine	15	79	292	.271
8. Stony Brook	16	44	168	.262
9. Vermont	16	70	268	.261

3-POINT FG PCT DEFENSE	G	3FGM	3FGA	Pct.
1. Albany	16	64	272	.235
2. New Hampshire	16	56	216	.259
3. Boston University	15	64	216	.296
4. Binghamton	16	75	252	.298
5. UMBC	16	83	277	.300
6. Stony Brook	16	83	273	.304
7. Hartford	16	57	181	.315
8. Vermont	16	73	229	.319
9. Maine	15	109	318	.343

REBOUNDING OFFENSE	G	Rebounds	Avg/G
1. Albany	16	657	41.1
2. Vermont	16	618	38.6
3. Binghamton	16	589	36.8
4. Maine	15	548	36.5
5. Stony Brook	16	583	36.4
6. New Hampshire	16	582	36.4
7. Boston University	15	538	35.9
8. Hartford	16	541	33.8
9. UMBC	16	540	33.8

REBOUNDING DEFENSE	G	Rebounds	Avg/G
1. Albany	16	451	28.2
2. Hartford	16	545	34.1
3. New Hampshire	16	563	35.2
4. Vermont	16	569	35.6
5. Stony Brook	16	573	35.8
6. Boston University	15	553	36.9
7. Maine	15	607	40.5
8. Binghamton	16	657	41.1
9. UMBC	16	678	42.4



**2012-13 America East Conference
CONFERENCE BASKETBALL STATISTICS
Through games of Mar 04, 2013 (Conference games only)**



Media Information

Notebooks

Team Profiles

Record Book

Statistics

REBOUNDING MARGIN						
	G	Team	Avg.	Opp.	Avg.	Margin
1.	16	Albany	657	41.1	451	28.2 +12.9
2.	16	Vermont	618	38.6	569	35.6 +3.1
3.	16	New Hampshire	582	36.4	563	35.2 +1.2
4.	16	Stony Brook	583	36.4	573	35.8 +0.6
5.	16	Hartford	541	33.8	545	34.1 -0.2
6.	15	Boston University	538	35.9	553	36.9 -1.0
7.	15	Maine	548	36.5	607	40.5 -3.9
8.	16	Binghamton	589	36.8	657	41.1 -4.2
9.	16	UMBC	540	33.8	678	42.4 -8.6

ASSISTS				
	G	No.	Avg/G	
1.	16	Albany	256	16.0
2.	15	Boston University	206	13.7
3.	16	Hartford	200	12.5
4.	16	Vermont	197	12.3
5.	15	Maine	169	11.3
6.	16	Binghamton	177	11.1
7.	16	New Hampshire	176	11.0
8.	16	Stony Brook	149	9.3
9.	16	UMBC	146	9.1

TURNOVER MARGIN						
	G	Team	Avg.	Opp.	Avg.	Margin
1.	16	Hartford	224	14.0	309	19.3 +5.3
2.	15	Boston University	165	11.0	232	15.5 +4.5
3.	16	Albany	267	16.7	313	19.6 +2.9
4.	16	Stony Brook	262	16.4	272	17.0 +0.6
4.	16	UMBC	211	13.2	221	13.8 +0.6
6.	16	Binghamton	256	16.0	220	13.8 -2.3
7.	16	New Hampshire	234	14.6	182	11.4 -3.2
8.	15	Maine	252	16.8	198	13.2 -3.6
9.	16	Vermont	329	20.6	253	15.8 -4.8

OFFENSIVE REBOUNDS				
	G	No.	Avg/G	
1.	16	Stony Brook	223	13.9
2.	16	Vermont	216	13.5
3.	16	Albany	207	12.9
4.	16	Hartford	199	12.4
5.	16	New Hampshire	177	11.1
6.	15	Boston University	160	10.7
7.	15	Maine	155	10.3
8.	16	UMBC	150	9.4
9.	16	Binghamton	146	9.1

3-POINT FG MADE				
	G	No.	Avg/G	
1.	15	Boston University	90	6.0
2.	16	Albany	87	5.4
3.	15	Maine	79	5.3
4.	16	Hartford	79	4.9
5.	16	UMBC	78	4.9
6.	16	New Hampshire	70	4.4
6.	16	Vermont	70	4.4
8.	16	Binghamton	67	4.2
9.	16	Stony Brook	44	2.8

BLOCKED SHOTS				
	G	No.	Avg/G	
1.	15	Boston University	74	4.9
2.	16	UMBC	46	2.9
3.	16	New Hampshire	42	2.6
4.	16	Vermont	40	2.5
5.	16	Binghamton	33	2.1
5.	16	Albany	33	2.1
7.	16	Hartford	32	2.0
8.	15	Maine	23	1.5
9.	16	Stony Brook	17	1.1

STEALS				
	G	No.	Avg/G	
1.	16	Albany	197	12.3
2.	16	Hartford	156	9.8
3.	15	Boston University	127	8.5
4.	16	Stony Brook	119	7.4
5.	16	Vermont	116	7.3
6.	16	UMBC	114	7.1
7.	15	Maine	99	6.6
8.	16	Binghamton	104	6.5
9.	16	New Hampshire	82	5.1

ASSIST/TURNOVER RATIO						
	G	Ast.	Avg.	T/O	Avg.	Ratio
1.	15	206	13.7	165	11.0	1.2
2.	16	256	16.0	267	16.7	1.0
3.	16	200	12.5	224	14.0	0.9
4.	16	176	11.0	234	14.6	0.8
5.	16	146	9.1	211	13.2	0.7
6.	16	177	11.1	256	16.0	0.7
7.	15	169	11.3	252	16.8	0.7
8.	16	197	12.3	329	20.6	0.6
9.	16	149	9.3	262	16.4	0.6

DEFENSIVE REBOUNDS				
	G	No.	Avg/G	
1.	16	Albany	450	28.1
2.	16	Binghamton	443	27.7
3.	15	Maine	393	26.2
4.	16	New Hampshire	405	25.3
5.	15	Boston University	378	25.2
6.	16	Vermont	402	25.1
7.	16	UMBC	390	24.4
8.	16	Stony Brook	360	22.5
9.	16	Hartford	342	21.4



**2012-13 America East Conference
CONFERENCE BASKETBALL STATISTICS
Through games of Mar 04, 2013 (Conference games only)**



Team	Conference	Pct.	PF	PA	Overall	Pct.	PF	PA	Current unbeaten streak
Albany	16-0	1.000	69.9	46.1	16-0	1.000	69.9	46.1	Albany -- 16
Boston University	13-2	.867	61.5	50.2	13-2	.867	61.5	50.2	Hartford -- 2
Hartford	10-6	.625	55.9	49.0	10-6	.625	55.9	49.0	Binghamton -- 1
UMBC	6-10	.375	56.0	64.1	6-10	.375	56.0	64.1	Boston University -- 1
New Hampshire	6-10	.375	54.6	57.5	6-10	.375	54.6	57.5	New Hampshire -- 1
Stony Brook	6-10	.375	51.8	56.6	6-10	.375	51.8	56.6	
Vermont	6-10	.375	51.0	59.6	6-10	.375	51.0	59.6	
Binghamton	5-11	.312	52.9	60.1	5-11	.312	52.9	60.1	
Maine	3-12	.200	58.1	68.6	3-12	.200	58.1	68.6	

TEAM SUMMARIES	G	PF-PA	Avg score	Margin	FG-FGA	Pct.	3FG-FGA	Pct.	FT-FTA	Pct.	RebF	RebA	Margin
Albany	16	1118-737	69.9-46.1	+23.8	404-859	.470	87-237	.367	223-327	.682	657	451	+12.9
Binghamton	16	847-961	52.9-60.1	-7.1	308-843	.365	67-220	.305	164-278	.590	589	657	-4.2
Boston University	15	923-753	61.5-50.2	+11.3	337-825	.408	90-283	.318	159-245	.649	538	553	-1.0
Hartford	16	895-784	55.9-49.0	+6.9	321-855	.375	79-276	.286	174-259	.672	541	545	-0.2
Maine	15	871-1029	58.1-68.6	-10.5	320-842	.380	79-292	.271	152-226	.673	548	607	-3.9
New Hampshire	16	874-920	54.6-57.5	-2.9	313-822	.381	70-234	.299	178-250	.712	582	563	+1.2
Stony Brook	16	829-906	51.8-56.6	-4.8	313-859	.364	44-168	.262	159-286	.556	583	573	+0.6
UMBC	16	896-1025	56.0-64.1	-8.1	314-871	.361	78-256	.305	190-286	.664	540	678	-8.6
Vermont	16	816-954	51.0-59.6	-8.6	288-855	.337	70-268	.261	170-249	.683	618	569	+3.1

ATTENDANCE	Home	Average	Away	Average	Neutral	Average	Total	Average
Albany	8-7926	991	8-6017	752	0-0	0	16-13943	871
Binghamton	8-16458	2057	8-9915	1239	0-0	0	16-26373	1648
Boston University	7-3324	475	8-7238	905	0-0	0	15-10562	704
Hartford	8-14632	1829	8-4046	506	0-0	0	16-18678	1167
Maine	8-8488	1061	7-6388	913	0-0	0	15-14876	992
New Hampshire	8-3038	380	8-8669	1084	0-0	0	16-11707	732
Stony Brook	8-2171	271	8-13023	1628	0-0	0	16-15194	950
UMBC	8-6555	819	8-8051	1006	0-0	0	16-14606	913
Vermont	8-7460	932	8-6705	838	0-0	0	16-14165	885
Totals	71-70052	987	71-70052	987	0-0	0	142-140104	987

Media Information

Notebooks

Team Profiles

Record Book

Statistics



**2012-13 America East Conference
Conference Team Highs
Through games of Mar 04, 2013 (Conference games only)**



TEAM HIGHS (highest totals made by)

Points	87		Albany at UMBC (1/2/13)
	86		UMBC at Maine (2/2/13)
	86		Albany at Maine (2/9/2013)
	86		New Hampshire at Maine (03/02/13)
Margin	54	(87-33)	Albany at UMBC (1/2/13)
	44	(85-41)	Albany vs UMBC (2/6/13)
Field goals made	35		Albany at Maine (2/9/2013)
	35		New Hampshire at Maine (03/02/13)
Field goal attempts	79		New Hampshire at Maine (03/02/13)
	75		Albany at Maine (2/9/2013)
Field goal percentage	.575	(23-40)	New Hampshire vs Vermont (02/06/13)
	.548	(34-62)	Albany at UMBC (1/2/13)
3-Pt FG made	14		Hartford vs Maine (02/13/13)
	12		UMBC at Maine (2/2/13)
3-Pt FG attempts	34		UMBC at Maine (2/2/13)
	30		Hartford vs Maine (02/13/13)
3-Pt percentage	.615	(8-13)	New Hampshire vs Vermont (02/06/13)
	.538	(7-13)	Binghamton vs Stony Brook (2/13/13)
Free throws made	28		UMBC vs Vermont (2/9/13)
	25		Stony Brook vs Vermont (1/19/13)
Free throw attempts	35		Stony Brook vs Vermont (1/19/13)
	35		Stony Brook at Binghamton (2/13/13)
Free throw percentage	1.000	(9-9)	Vermont vs Maine (01/23/13)
	1.000	(7-7)	Boston University vs Stony Brook (2/6/13)
	1.000	(4-4)	Vermont at Boston University (1/9/13)
	1.000	(4-4)	UMBC vs Boston University (1/26/13)
Rebounds	55		Albany at UMBC (1/2/13)
	55		New Hampshire at Maine (03/02/13)
Assists	24		Albany vs New Hampshire (1/16/13)
	24		Hartford vs Maine (02/13/13)
Steals	20		Hartford at Vermont (01/30/13)
	20		Hartford vs Vermont (03/02/13)
Blocked shots	8		Boston University vs Stony Brook (2/6/13)
	8		Boston University at Vermont (02/13/13)
	8		Boston University vs New Hampshire (2/16/13)
Turnovers	36		Vermont at Hartford (03/02/13)
	30		Vermont at Albany (1/26/13)
	30		Vermont vs Hartford (01/30/13)
Fouls	31		Vermont at Stony Brook (1/19/13)
	28		Vermont at UMBC (2/9/13)

Media Information

Notebooks

Team Profiles

Record Book

Statistics



**2012-13 America East Conference
Conference Opponent Lows
Through games of Mar 04, 2013 (All games)**



OPPONENT LOWS (lowest totals allowed by)

Points	29		Boston University at Rhode Island (11/27/12)
	30		Boston University vs Vermont (1/9/13)
Field goals made	10		Boston University at Rhode Island (11/27/12)
	10		Albany vs New Hampshire (1/16/13)
Field goal attempts	36		Stony Brook vs Saint Peter's (12/15/12)
	37		Hartford vs Vermont (03/02/13)
Field goal percentage	.189	(10-53)	Boston University at Rhode Island (11/27/12)
	.213	(13-61)	Albany at La Salle (12/5/12)
3-Pt FG made	0		Albany vs NJIT (11/28/12)
	0		Hartford vs Providence (12/01/12)
	0		Maine at Bryant (12/10/12)
	0		New Hampshire vs Stony Brook (01/05/13)
	0		New Hampshire vs Hartford (02/20/13)
	0		Albany vs Stony Brook (3/2/13)
	0		Stony Brook at Albany (3/2/13)
3-Pt FG attempts	3		Hartford vs Providence (12/01/12)
	4		New Hampshire vs Stony Brook (01/05/13)
3-Pt percentage	.000	(0-6)	Stony Brook at Albany (3/2/13)
	.000	(0-10)	Albany vs Stony Brook (3/2/13)
	.000	(0-9)	New Hampshire vs Hartford (02/20/13)
	.000	(0-4)	New Hampshire vs Stony Brook (01/05/13)
	.000	(0-16)	Maine at Bryant (12/10/12)
	.000	(0-3)	Hartford vs Providence (12/01/12)
	.000	(0-13)	Albany vs NJIT (11/28/12)
Free throws made	1		UMBC vs Wagner (12/28/12)
	1		Albany vs Maine (1/12/13)
Free throw attempts	2		UMBC vs Wagner (12/28/12)
	3		Albany vs Maine (1/12/13)
Free throw percentage	.250	(2-8)	UMBC vs Eastern (11/25/12)
	.318	(7-22)	Boston University at Stony Brook (1/2/13)
Rebounds	19		Albany at UMBC (1/2/13)
	20		Stony Brook at NJIT (11/25/12)
Assists	2		Albany at UMBC (1/2/13)
	4		Boston University vs St. John's (12/1/12)
	4		Stony Brook vs Binghamton (1/9/13)
	4		Vermont vs Stony Brook (02/16/13)
Steals	1		Vermont at Fairfield (11/27/12)
	2		Hartford vs Richmond (11/18/12)
	2		Stony Brook at NJIT (11/25/12)
	2		Boston University at Stony Brook (1/2/13)
	2		Stony Brook at New Hampshire (01/05/13)
	2		Boston University vs Binghamton (1/12/13)
	2		Boston University at UMBC (1/26/13)
	2		Boston University vs New Hampshire (2/16/13)
Blocked shots	0		Several
Turnovers	6		New Hampshire at Boston University (2/16/13)
	7		Binghamton at St. Bonaventure (11/10/12)
	7		Vermont at Providence (11/14/12)
	7		New Hampshire vs UMBC (01/09/13)
Fouls	4		Maine at Albany (1/12/13)
	5		Stony Brook vs Binghamton (1/9/13)

Media Information

Notebooks

Team Profiles

Record Book

Statistics

ALBANY SCHEDULE/RESULTS

Record: 25-3 (16-0 America East)

Date	Opponent	Time
11/9	Fordham.....	L, 60-43
11/13	Long Island.....	W, 67-50
11/18	at Western Michigan.....	W, 68-54
11/21	at Michigan St (BTN.com).....	L, 67-35
11/24	Dartmouth.....	W, 62-49
11/28	NJIT.....	W, 76-41
12/1	at Siena.....	W, 65-48
12/5	at La Salle.....	W, 75-36
12/8	at Canisius.....	W, 65-43
12/15	at Delaware St.....	W, 79-57
12/20	vs. Sam Houston St. (6) ...	L, 71-68 (OT)
12/21	vs. Canisius (6).....	W, 67-47
1/2	*at UMBC.....	W, 87-33
1/5	*at Binghamton.....	W, 72-47
1/12	*Maine.....	W, 71-49
1/16	*New Hampshire (ESPN3).....	W, 78-43
1/19	*Hartford.....	W, 55-48 (OT)
1/23	*at Boston U.....	W, 57-50
1/26	*Vermont (ESPN3).....	W, 59-32
1/30	*at Stony Brook.....	W, 68-35
2/2	*Binghamton.....	W, 69-41
2/6	*UMBC.....	W, 85-41
2/9	*at Maine.....	W, 86-54
2/17	*at Hartford (ESPN3).....	W, 69-55
2/20	*Boston U. (ESPN3).....	W, 79-72
2/24	*at Vermont.....	W, 68-52
2/27	*at New Hampshire.....	W, 55-46
3/2	*Stony Brook.....	W, 60-49

BINGHAMTON SCHEDULE/RESULTS

Record: 6-23 (5-11 America East)

Date	Opponent	Time
11/10	at St. Bonaventure.....	L, 61-34
11/14	Cornell.....	L, 60-56
11/18	at Austin Peay.....	L, 71-67
11/20	at Belmont.....	L, 66-47
11/24	Siena.....	L, 62-44
11/27	Canisius (TWCS).....	L, 61-48
12/1	at Arizona St. (4).....	L, 60-35
12/2	vs. UNLV (4).....	L, 58-56
12/8	at Buffalo.....	W, 65-60
12/10	Niagara.....	L, 63-57
12/15	at Syracuse.....	L, 68-45
12/29	at Lehigh (9).....	L, 67-37
12/30	vs. Fairleigh Dickinson (9).....	L, 54-41
1/2	*Hartford.....	W, 46-44
1/5	*Albany.....	L, 72-47
1/9	*at Stony Brook.....	L, 56-34
1/12	*at Boston U.....	L, 57-52
1/16	*Vermont.....	L, 61-56
1/20	*at Maine.....	W, 67-65
1/26	*New Hampshire (TWCS).....	L, 60-52
1/30	*at UMBC.....	W, 66-57
2/2	*at Albany.....	L, 69-41
2/6	*at Hartford.....	L, 65-50
2/9	*Boston U.....	L, 73-51
2/13	*Stony Brook.....	L, 60-57
2/16	*Maine.....	L, 74-68
2/23	*at New Hampshire.....	W, 55-42
2/27	*at Vermont.....	L, 61-43
3/2	*UMBC (ESPN3).....	W, 62-45

BOSTON U. SCHEDULE/RESULTS

Record: 23-5 (13-2 America East)

Date	Opponent	Time
11/9	Boston College.....	W, 52-46
11/12	14/22 West Virginia.....	L, 60-57
11/16	Richmond.....	W, 70-61
11/20	at Northeastern.....	L, 73-62
11/23	at Eastern Michigan.....	W, 66-55
11/24	at Michigan.....	L, 67-58
11/27	at Rhode Island.....	W, 54-29
12/1	St. John's.....	W, 66-49
12/5	Massachusetts.....	W, 72-50
12/8	at Marist.....	W, 62-56 (OT)
12/10	Harvard.....	W, 68-61 (OT)
12/29	vs. Fairleigh Dickinson (9).....	W, 68-42
12/30	at Lehigh (9).....	W, 72-44
1/2	*at Stony Brook.....	W, 72-61
1/5	*at Hartford.....	W, 45-39
1/9	*Vermont.....	W, 58-30
1/12	*Binghamton.....	W, 57-52
1/16	*at Maine.....	W, 85-54
1/19	*at New Hampshire (WBIN/FCS).....	W, 55-53
1/23	*Albany.....	L, 57-50
1/26	*at UMBC.....	W, 63-49
2/2	*Hartford.....	W, 42-40
2/6	*Stony Brook.....	W, 64-45
2/9	*at Binghamton.....	W, 73-51
2/13	*at Vermont.....	W, 56-47
2/16	*New Hampshire.....	W, 59-45
2/21	*at Albany (ESPN3).....	L, 79-72
2/23	*UMBC.....	W, 72-51

HARTFORD SCHEDULE/RESULTS

Record: 19-10 (10-6 America East)

Date	Opponent	Time
11/9	Loyola.....	W, 64-50
11/13	Marist.....	W, 63-52
11/16	at Central Connecticut St.....	W, 76-62
11/18	Richmond.....	W, 59-54
11/21	at Massachusetts.....	W, 71-67
11/25	St. John's.....	L, 66-54
12/1	Providence.....	W, 66-39
12/6	at Vanderbilt.....	L, 67-45
12/9	at Dartmouth.....	W, 67-52
12/16	Quinnipiac.....	W, 67-61
12/22	2/2 Connecticut (SNY).....	L, 102-45
12/28	vs. Md. Eastern Shore (8).....	W, 53-38
12/29	vs. No. 9/9 Maryland (8).....	L, 72-40
1/2	*at Binghamton.....	L, 46-44
1/5	*Boston U.....	L, 45-39
1/9	*at Maine.....	W, 52-37
1/12	*Stony Brook.....	W, 59-43
1/16	*UMBC.....	W, 51-44
1/19	*at Albany.....	L, 55-48 (OT)
1/23	*New Hampshire.....	W, 63-56
1/30	*at Vermont.....	W, 60-51
2/2	*at Boston U.....	L, 42-40
2/6	*Binghamton.....	W, 65-50
2/9	*at Stony Brook.....	W, 60-44
2/13	*Maine (ESPN3).....	W, 82-56
2/17	*Albany (ESPN3).....	L, 69-55
2/20	*at New Hampshire.....	L, 51-49
2/27	*UMBC.....	W, 69-62
3/2	*Vermont.....	W, 59-33

MAINE SCHEDULE/RESULTS

Record: 4-24 (3-12 America East)

Date	Opponent	Time
11/9	vs. Auburn (1).....	L, 71-41
11/10	vs. Wofford (1).....	L, 79-76 (OT)
11/13	Syracuse.....	L, 68-44
11/17	vs. UNLV (2).....	W, 74-67
11/18	at Minnesota (2).....	L, 77-60
11/24	Va. Commonwealth.....	L, 74-58
12/1	at Fla. Gulf Coast.....	L, 79-49
12/5	at Siena (TWCS).....	L, 53-50
12/8	vs. Rhode Island.....	L, 51-38
12/10	at Bryant.....	L, 44-40
12/28	at James Madison.....	L, 88-34
12/30	at Towson.....	L, 69-64
1/1	at Va. Commonwealth.....	L, 82-47
1/5	*at UMBC.....	L, 54-50
1/9	*Hartford.....	L, 52-37
1/12	*at Albany.....	L, 71-49
1/16	*Boston U.....	L, 85-54
1/20	*Binghamton.....	L, 67-65
1/23	*at Vermont.....	L, 61-53
1/26	*Stony Brook.....	W, 67-51
1/29	*at New Hampshire.....	L, 61-54
2/2	*UMBC.....	L, 86-79
2/9	*Albany.....	L, 86-54
2/13	*at Hartford (ESPN3).....	L, 82-56
2/16	*at Binghamton.....	W, 74-68
2/20	*Vermont.....	W, 73-63
2/23	*at Stony Brook.....	L, 56-53
3/2	*New Hampshire.....	L, 86-63

UMBC SCHEDULE/RESULTS

Record: 10-19 (6-10 America East)

Date	Opponent	Time
11/9	at Morgan St.....	L, 72-61
11/11	Monmouth.....	W, 71-68
11/14	Coppin St.....	W, 83-75 (OT)
11/17	Loyola.....	L, 68-55
11/20	Towson.....	L, 62-44
11/25	Eastern.....	W, 78-40
11/27	at American.....	L, 85-57
12/2	at Princeton.....	L, 93-46
12/5	at Va. Commonwealth.....	L, 70-41
12/7	Hampton.....	L, 81-36
12/21	at Md. Eastern Shore.....	L, 51-45
12/28	vs. Wagner (7).....	W, 48-43
12/29	vs. St. Joseph's (7).....	L, 79-38
1/2	*Albany.....	L, 87-33
1/5	*Maine.....	W, 54-50
1/9	*at New Hampshire.....	L, 63-62
1/12	*at Vermont.....	L, 63-60
1/16	*at Hartford.....	L, 51-44
1/23	*Stony Brook (ESPN3).....	W, 70-59
1/26	*Boston U.....	L, 63-49
1/30	*Binghamton.....	L, 66-57
2/2	*at Maine.....	W, 86-79
2/6	*at Albany.....	L, 85-41
2/9	*Vermont.....	W, 71-55
2/13	*New Hampshire.....	W, 59-50
2/20	*at Stony Brook.....	W, 52-51
2/23	*at Boston U.....	L, 72-51
2/27	*Hartford.....	L, 69-62
3/2	*at Binghamton (ESPN3).....	L, 62-45

NEW HAMPSHIRE SCHEDULE/RESULTS

Record: 11-17 (6-10 America East)

Date	Opponent	Time
11/14	at Yale	W, 57-51
11/17	at Holy Cross	W, 68-65
11/20	at Boston College	L, 64-59
11/25	Cornell	W, 59-56
11/28	at Harvard	L, 63-44
12/1	vs. Quinnipiac (5)	L, 60-53
12/2	at Brown (5)	L, 50-43
12/5	Dartmouth	W, 54-38
12/9	Central Conn. St. (WBIN/FCS)	L, 43-32
12/17	Wagner	W, 77-54
12/22	at Cleveland St.	L, 58-47
12/29	at Colgate	L, 72-61
1/2	*at Vermont	L, 63-60 (OT)
1/5	*Stony Brook	L, 48-44
1/9	*UMBC	W, 63-62
1/16	*at Albany (ESPN3)	L, 78-43
1/19	*Boston U. (WBIN/FCS)	L, 55-53
1/23	*at Hartford	L, 63-56
1/26	*at Binghamton (TWCS)	W, 60-52
1/29	*Maine	W, 61-54
2/2	*at Stony Brook	L, 60-47
2/6	*Vermont	W, 67-45
2/13	*at UMBC	L, 59-50
2/16	*at Boston U.	L, 59-45
2/20	*Hartford	W, 51-49
2/23	*Binghamton	L, 55-42
2/27	*Albany	L, 55-46
3/2	*at Maine	W, 86-63

STONY BROOK SCHEDULE/RESULTS

Record: 14-15 (6-10 America East)

Date	Opponent	Time
11/9	Rider	L, 62-50
11/11	Navy	W, 44-40
11/18	at Morgan St.	L, 66-63 (OT)
11/25	at NJIT	W, 59-34
11/28	at Robert Morris	W, 54-48
11/30	at Youngstown St.	L, 76-43
12/4	Sacred Heart	W, 51-46
12/8	at Fordham	W, 58-46
12/11	Fairleigh Dickinson	L, 56-49
12/15	St. Peter's	W, 63-41
12/19	St. Francis	W, 65-52
12/21	at RV/NR Rutgers	L, 72-44
12/30	Iona	W, 70-64
1/2	*Boston U.	L, 72-61
1/5	*at New Hampshire	W, 48-44
1/9	*Binghamton	W, 56-34
1/12	*at Hartford	L, 59-43
1/19	*Vermont	W, 68-53
1/23	*at UMBC (ESPN3)	L, 70-59
1/26	*at Maine	L, 67-51
1/30	*Albany	L, 68-35
2/2	*New Hampshire	W, 60-47
2/6	*at Boston U.	L, 64-45
2/9	*Hartford	L, 60-44
2/13	*at Binghamton	W, 60-57
2/16	*at Vermont (WCAXtra)	L, 46-43
2/20	*UMBC	L, 52-51
2/23	*Maine	W, 56-53
3/2	*at Albany	L, 60-49

VERMONT SCHEDULE/RESULTS

Record: 9-20 (6-10 America East)

Date	Opponent	Time
11/9	at Marist (ESPN3)	L, 66-45
11/11	Columbia	W, 46-40
11/14	at Providence	L, 92-76
11/17	Brown	W, 66-56
11/21	at Jacksonville	L, 78-67
11/24	at North Florida	L, 64-61
11/27	at Fairfield	L, 51-47
11/30	Houston Baptist (3)	W, 59-48
12/1	Drexel (3) (WCAXtra)	L, 66-49
12/5	at Central Connecticut St.	L, 67-41
12/16	at Oklahoma St.	L, 83-30
12/20	at Boston College	L, 80-43
12/29	at Canisius	L, 56-55
1/2	*New Hampshire	W, 63-60 (OT)
1/9	*at Boston U.	L, 58-30
1/12	*UMBC	W, 63-60
1/16	*at Binghamton	W, 61-56
1/19	*at Stony Brook	L, 68-53
1/23	*Maine	W, 61-53
1/26	*at Albany (ESPN3)	L, 59-32
1/30	*Hartford	L, 60-51
2/6	*at New Hampshire	L, 67-45
2/9	*at UMBC	L, 71-55
2/13	*Boston U.	L, 56-47
2/16	*Stony Brook (WCAXtra)	W, 46-43
2/20	*at Maine	L, 73-63
2/24	*Albany	L, 68-52
2/27	*Binghamton	W, 61-43
3/2	*at Hartford	L, 59-33

AMERICA EAST VS. CONFERENCES

CONFERENCE	TOTAL	ALB	BING	BOS	HART	MAINE	UMBC	UNH	SBU	UVM
ACC	1-3	0-0	0-0	1-0	0-1	0-0	0-0	0-1	0-0	0-1
Atlantic Sun	0-3	0-0	0-0	0-0	0-0	0-1	0-0	0-0	0-0	0-2
Atlantic 10	7-7	1-1	0-1	3-0	2-0	0-3	0-2	0-0	1-0	0-0
Big East	2-5	0-0	0-1	1-0	1-2	0-1	0-0	0-0	0-1	0-1
Big Sky	0-0	0-0	0-0	0-0	0-0	0-0	0-0	0-0	0-0	0-0
Big South	0-0	0-0	0-0	0-0	0-0	0-0	0-0	0-0	0-0	0-0
Big Ten	0-3	0-1	0-0	0-1	0-0	0-1	0-0	0-0	0-0	0-0
Big XII	0-2	0-0	0-0	0-1	0-0	0-0	0-0	0-0	0-0	0-1
Big West	0-0	0-0	0-0	0-0	0-0	0-0	0-0	0-0	0-0	0-0
Colonial	0-5	0-0	0-0	0-1	0-0	0-2	0-1	0-0	0-0	0-1
Conference USA	0-0	0-0	0-0	0-0	0-0	0-0	0-0	0-0	0-0	0-0
Great West	3-0	1-0	0-0	0-0	0-0	0-0	0-0	0-0	1-0	1-0
Horizon League	0-2	0-0	0-0	0-0	0-0	0-0	0-0	0-1	0-1	0-0
Ivy League	8-4	1-0	0-1	1-0	1-0	0-0	0-1	3-2	0-0	2-0
Independents (DI)	0-0	0-0	0-0	0-0	0-0	0-0	0-0	0-0	0-0	0-0
Metro Atlantic	7-8	3-0	0-3	1-0	2-0	0-1	0-1	0-0	2-1	0-3
Mid-American	3-0	1-0	1-0	1-0	0-0	0-0	0-0	0-0	0-0	0-0
Mid-Continent	0-0	0-0	0-0	0-0	0-0	0-0	0-0	0-0	0-0	0-0
Mid-Eastern	3-4	1-0	0-0	0-0	1-0	0-0	1-3	0-0	0-1	0-0
Missouri Valley	0-0	0-0	0-0	0-0	0-0	0-0	0-0	0-0	0-0	0-0
Mountain West	1-1	0-0	0-1	0-0	0-0	1-0	0-0	0-0	0-0	0-0
Northeast	10-6	1-0	0-1	1-0	2-0	0-1	2-0	1-2	3-1	0-1
Ohio Valley	0-2	0-0	0-2	0-0	0-0	0-0	0-0	0-0	0-0	0-0
Pac-12	0-1	0-0	0-1	0-0	0-0	0-0	0-0	0-0	0-0	0-0
Patriot	3-3	0-0	0-1	1-0	0-0	0-0	0-1	1-1	1-0	0-0
SEC	0-2	0-0	0-0	0-0	0-1	0-1	0-0	0-0	0-0	0-0
Southern	0-1	0-0	0-0	0-0	0-0	0-1	0-0	0-0	0-0	0-0
Southland	0-0	0-1	0-0	0-0	0-0	0-0	0-0	0-0	0-0	0-0
SWAC	0-0	0-0	0-0	0-0	0-0	0-0	0-0	0-0	0-0	0-0
Sunbelt	0-0	0-0	0-0	0-0	0-0	0-0	0-0	0-0	0-0	0-0
West Coast	0-0	0-0	0-0	0-0	0-0	0-0	0-0	0-0	0-0	0-0
WAC	0-0	0-0	0-0	0-0	0-0	0-0	0-0	0-0	0-0	0-0
Non-DI	1-0	0-0	0-0	0-0	0-0	0-0	1-0	0-0	0-0	0-0
TOTAL	50-65	9-3	1-12	10-3	9-4	1-12	4-9	5-7	8-5	3-10

SCHEDULE KEY

* America East conference game

TV Key:

ESPN3 - ESPN3/WatchESPN

FCS - Fox College Sports

SNY - Sports Net New York

TWCS - Time Warner Cable Sports (New York)

WBIN - WBIN TV (Boston/Manchester)

WCAXtra - WCAXtra (Burlington, Vt.)

- (1) Sheraton Raleigh Wolfpack Invitational
- (2) Subway Classic
- (3) TD Bank Classic
- (4) ASU Classic
- (5) Brown Classic
- (6) Beach Classic
- (7) Hawk Classic
- (8) Terrapin Classic
- (9) Christmas City Classic

AMERICA EAST

127
ALL-AMERICANS
over the past 5 years



27 NCAA WINS
in the last 5 years
including Stony Brook's College World Series team



OVER 100
ACADEMIC
ALL-AMERICANS
since 2007-08

AMERICA EAST RANKED 3RD
among 31 conferences in NCAA APR

MORE THAN 1 MILLION
AMERICA EAST
ALUMNI



OVER 150,000
STUDENTS



8 SCHOOLS IN THE
TOP 100
PUBLIC
INSTITUTIONS
of US News
& World Report
Rankings



America East added
U Mass Lowell
as a full member
for the 2013-14
academic year



AMERICA EAST
student-athletes
averaged better
than a 3.0 GPA
for 7 straight years

