



# MEN'S BASKETBALL

215 First Street, Suite 140  
Cambridge, MA 02142  
Phone: 617-695-6369  
Fax: 617-695-6385



**DAILY UPDATE #2:** November 12, 2011  
Contact: Sean Tainsh (Ext. 121; tainsh@americaeast.com)

## 2011-12 AMERICA EAST STANDINGS

	America East							Overall							
	W	L	Pct.	H	A	L 5	Streak	W	L	Pct.	H	A	N	L 5	Streak
New Hampshire	0	0	--	0-0	0-0	--	--	1	0	1.000	1-0	0-0	0-0	1-0	W1
Binghamton	0	0	--	0-0	0-0	--	--	0	0	--	0-0	0-0	0-0	--	--
Maine	0	0	--	0-0	0-0	--	--	0	0	--	0-0	0-0	0-0	--	--
Vermont	0	0	--	0-0	0-0	--	--	0	0	--	0-0	0-0	0-0	--	--
Albany	0	0	--	0-0	0-0	--	--	0	1	.000	0-0	0-1	0-0	0-1	L1
Boston University	0	0	--	0-0	0-0	--	--	0	1	.000	0-0	0-1	0-0	0-1	L1
Hartford	0	0	--	0-0	0-0	--	--	0	1	.000	0-0	0-1	0-0	0-1	L1
UMBC	0	0	--	0-0	0-0	--	--	0	1	.000	0-0	0-1	0-0	0-1	L1
Stony Brook	0	0	--	0-0	0-0	--	--	0	1	.000	0-0	0-1	0-0	0-1	L1

## UPCOMING ACTION

### Friday, November 11


at New Hampshire 85, Suffolk 64  
at Indiana 96, Stony Brook 66   
Northeastern 82, at Boston U. 74 (OT)  
Penn 59, at UMBC 45  
at #10/11 Pittsburgh 89, Albany 56   
^ Sacred Heart 70, Hartford 50

### Saturday, November 12

Hartford at Penn State, 11 a.m.  
Colgate at Binghamton, 7 p.m.  
Vermont at South Florida, 7 p.m.

^ Connecticut 6 Classic (Uncasville, Conn.)

### Sunday, November 13

UMBC at St. John's, 2 p.m.  
Mount Ida at Stony Brook, 2 p.m.  
#Boston U. at Texas, 7 p.m. 

### Monday, November 14

!Albany vs. Brown, 4 p.m.  
Binghamton at Cornell, 7 p.m.  
Maine-Machias at Maine, 7 p.m.  
New Hampshire at Boston College, 7 p.m.

# Legends Classic (Austin, Texas)  
! NIT Season Tipoff (Syracuse, N.Y.)


### Tuesday, November 15

Stony Brook at Sacred Heart, 7 p.m.  
!Albany vs. Syracuse/Manhattan, TBA

### Wednesday, November 16

Mount St. Mary's at Hartford, 7 p.m.  
Vermont at Dartmouth, 7 p.m.

### Thursday, November 17

Loyola at UMBC, 7 p.m.  
Maine at UConn, 7 p.m. 

### Friday, November 18

Binghamton at Fordham, 7 p.m.

## AMERICA EAST NEED TO KNOW

• Two more America East teams begin their seasons Saturday, including defending regular-season champion Vermont at South Florida and Binghamton, which hosts Colgate at the Events Center.

• Nine All-Conference players return in 2011-12, including Boston University's Darryl Partin, the lone first team selection who is back. Stony Brook's Tommy Brenton and New Hampshire's Alvin Abreu, who both earned second-team honors in 2009-10, return after missing last year with injuries.

• New head coaches take over at Boston U. and Vermont, respectively. Joe Jones, the former Columbia head coach, will lead the Terriers while John Becker, a UVM assistant for the last five years, assumes reins of the 'Cats.

• Amy Huchthausen was named America East commissioner Sept. 29. She has worked in four conference offices and spent the last five years at the NCAA.

## 2011-12 PRESEASON POLL

Rank	Team (1st-place votes)	Pts.
1.	Boston U. (6)	62
2.	Stony Brook (3)	56
3.	Vermont	46
4.	Albany	42
5.	New Hampshire	39
6.	Maine	32
T-7.	Hartford	18
	UMBC	18
9.	Binghamton	11

## 2011-12 PRESEASON ALL-CONFERENCE TEAM

Darryl Partin, Sr., G, Boston University  
Gerald McLemore, Sr., G, Maine  
Chris De La Rosa, Sr., G, UMBC  
Bryan Dougher, Sr., G, Stony Brook  
Brian Voelkel, So., F, Vermont



Stay up-to-date on America East by following us from every angle. Visit AmericaEast.com for news, stats, standings as well as video highlights and features. Follow us on Twitter (@AmericaEast) for in-game updates, become a fan of us on Facebook (Facebook.com/AmericaEast) to join other fans in conversation, visit our blog, AExtra, for exciting features and watch all of our videos on our YouTube Channel!

# FAST BREAK AROUND THE LEAGUE

## ALBANY GREAT DANES

**Overall Record:** 0-1

**AE Record:** 0-0

**Last Game:** Nov. 11 - Lost at Pittsburgh, 89-56

**Next Game:** Nov. 14 - vs. Brown, 4:30 p.m.  
*NIT Season Tip Off*

• #10/11 Pittsburgh hit 10 of its first 15 shots and opened up a 23-8 lead en route to knocking off the Great Danes in the season opener for both teams.

• Gerardo Suero scored a team-high 17 points and added six rebounds in his Albany debut.

• The Great Danes return four starters from a squad that had a nine-win improvement from 2009-10 last season and won more league games (9) than the previous two seasons combined (8).

• Albany faces Brown in the first round of the NIT Season Tip Off in Syracuse Monday.



## BINGHAMTON BEARCATS

**Overall Record:** 0-0

**AE Record:** 0-0

**Next Game:** Nov. 12 - vs. Colgate, 7 p.m.

• The Bearcats look to begin 2011-12 as they did 2010-11, with a win over the Red Raiders. Sophomore Alex Ogundadegbe had nine points off the bench in the 62-60 win last Nov. 13.

• Binghamton brings back six letterwinners from last year's team, including Jimmy Gray, the team's top returning scorer. He averaged 6.5 points and 1.8 assists last season and upped those averages to 8.1 points and 2.3 assists in conference play.

• The Bearcats are 23-11 at its Events Center over the last three seasons and led the league in attendance for the eighth straight year, averaging 3,478 fans per game in 2010-11.



## BOSTON UNIVERSITY TERRIERS

**Overall Record:** 0-1

**AE Record:** 0-0

**Last Game:** Nov. 11 - Lost vs. Northeastern, 84-72 (OT)

**Next Game:** Nov. 13 - at Texas, 7 p.m.  
*Television: Longhorn Network*

• Trailing by 11 with under five minutes left, Boston U. rallied to force overtime, but fell to Northeastern in the extra session.

• Darryl Partin, the lone first-team all-league selection back this year, had a game-high 25 points.

• The Terriers raised their 2010-11 America East Championship banner Friday.

• New head coach Joe Jones takes over a program that returns 10 letterwinners and four starters from last year's team that won its sixth America East title and made its first NCAA appearance since 2002.



## HARTFORD HAWKS

**Overall Record:** 0-1

**AE Record:** 0-0

**Last Game:** Nov. 11 - Lost vs. Sacred Heart, 70-50  
*Connecticut 6 Classic*

**Next Game:** Nov. 12 - at Penn St., 4:30 p.m.

• Hartford shot just 27 percent from the floor and dropped its season opener to Sacred Heart in the third annual Connecticut 6 Classic Friday.

• Freshmen Yolonzo Moore II and Jamie Schneck were impressive in their debuts. Moore II had a team-high 12 points while Schneck added 11 points and seven rebounds.

• The Hawks, who reached the semifinals of the America East Championship last season, will face the coach that ousted them from the tournament Saturday when they visit Penn State, where former Boston U. mentor Pat Chambers now coaches.



## MAINE BLACK BEARS

**Overall Record:** 0-0

**AE Record:** 0-0

**Next Game:** Nov. 14 - vs. Maine Presque-Isle, 7 p.m.

• Maine is seeking its fourth straight win in a season opener when Maine Presque-Isle visits Alford Arena Monday.

• The Black Bears went 2-0 in exhibition play, posting wins over Fisher College and University of Ottawa. Sophomore forward Alasdair Fraser averaged 14.5 points and eight rebounds in the two games.

• Maine returns eight letterwinners from last season, including the league's active leading scorer, Gerald McLemore, a two-time all-conference selection, who ranked 10th among league leaders last year (13.3 ppg) and has 1,199 career points.



## UMBC RETRIEVERS

**Overall Record:** 0-1

**AE Record:** 0-0

**Last Game:** Nov. 11 - Lost vs. Penn, 59-45

**Next Game:** Nov. 13 - at St. John's, 2 p.m.

• UMBC fell to 0-3 all-time against Penn, which got 26 points from Zach Rosen and beat the Retrievers in both teams' opener Friday.

• Sophomore Chase Plummer led UMBC with 15 points and nine rebounds.

• Senior guard Chris De La Rosa, a second-team all-conference selection who averaged 15.5 points per game last season and led the league in assists (6.0 apg) for the second straight year, did not dress as he is recovering from off-season foot surgery.

• The Retrievers get back at it Sunday at St. John's, where former America East Commissioner Chris Monasch is the Athletic Director.



## NEW HAMPSHIRE WILDCATS

**Overall Record:** 1-0

**AE Record:** 0-0

**Last Game:** Nov. 11 - Won vs. Suffolk, 85-64

**Next Game:** Nov. 14 - at Boston College, 7 p.m.

• UNH shot 53 percent from the floor in its season-opening win over Suffolk Friday, its fourth straight in a season opener and sixth straight in its first home game of the year.

• Senior Alvin Abreu, who missed nearly all of last season with a knee injury, scored 19 points in his return. Brian Benson added a monster double-double of 17 points and 16 rebounds. Chandler Rhoads and Jordon Bronner added 18 and 15 points, respectively.

• The Wildcats visit Boston College on Monday. The Eagles dropped their last game against an America East team, falling to Maine in 2009.



## STONY BROOK SEAWOLVES

**Overall Record:** 0-1

**AE Record:** 0-0

**Last Game:** Nov. 11 - Lost at Indiana, 96-66

**Next Game:** Nov. 13 - vs. Mount Ida, 2 p.m.

• The Seawolves, who reached their first conference championship game last season, led Indiana 18-14 Friday, but the Hoosiers closed the first half on 31-10 run en route to the victory.

• Anthony Jackson had a team-high 14 points off the bench, which scored 40 of the Seawolves' 66 points.

• Stony Brook, which hosts Mount Ida Sunday, returns more letterwinners (12) than any other America East squad, including all-conference guard Bryan Dougher and forward Tommy Brenton, the league's leading rebounder in 2009-10, who missed all of last season due to injury.



## VERMONT CATAMOUNTS

**Overall Record:** 0-0

**AE Record:** 0-0

**Next Game:** Nov. 12 - at South Florida, 7 p.m.

• Coming off a season in which they won their fifth regular-season title in 10 years, the Catamounts open 2011-12 at South Florida Saturday. UVM had exhibition wins over St. Michael's and Concordia.

• After spending five seasons as an assistant at UVM, John Becker takes over as head coach. Becker, who has also been an assistant at Catholic University and head coach at Gallaudet, inherits a team the returns 10 letterwinners and four starters.

• Junior guard Brendan Bald had a breakout season in 2010-11, averaging 11.3 points per game and earning third-team all-conference recognition as well as Defensive Player of the Year honors.



# 2011-12 PRESEASON NOTEBOOK

## TERRIERS AGAIN THE TOP CHOICE

For the fifth straight year, Boston University, the reigning America East champion, is the coaches' preseason choice to repeat as champion in 2011-12. The Terriers, who return four starters from last season, including first-team All-America East guard Darryl Partin, garnered six of eight possible first-place votes (coaches were not allowed to vote for their team) and 62 points, followed by last year's runner-up Stony Brook University, which received three first-place votes and 56 points. University of Vermont, the reigning America East regular-season champion, was picked third, tallying 46 points, and was followed closely in fourth by University at Albany, which received 42 points. University of New Hampshire was next in fifth place with 39 points while University of Maine followed in sixth with 32 points. University of Hartford and UMBC were tied for seventh place with 18 points and Binghamton University rounded out the nine-team poll with 11 points.

2011-12 Preseason Poll		
Rank	Team (1st-place votes)	Pts.
1.	Boston U. (6)	62
2.	Stony Brook (3)	56
3.	Vermont	46
4.	Albany	42
5.	New Hampshire	39
6	Maine	32
T-7.	Hartford	18
	UMBC	18
9.	Binghamton	11

## FOUR ALL-LEAGUERS ON PRESEASON TEAM

Four returning All-America East selections from last season and the league's reigning Rookie of the Year highlight the 2011-12 America East Preseason All-Conference Team. Boston University's Darryl Partin (Seattle, Wash.), a first-team all-conference selection last year, headlines the group. He is joined by a trio of 2010-11 second-team all-league honorees in University of Maine's Gerald McLemore (San Diego, Calif.), UMBC's Chris De La Rosa (Washington Heights, N.Y.) and Stony Brook University's Bryan Dougher (Scotch Plains, N.J.). University of Vermont's Brian Voelkel (Pleasantville, N.Y.), last year's America East Rookie of the Year, rounds out the five-man squad.

### 2011-12 Preseason Team

Darryl Partin, Sr., G, Boston University  
 Gerald McLemore, Sr., G, Maine  
 Chris De La Rosa, Sr., G, UMBC  
 Bryan Dougher, Sr., G, Stony Brook  
 Brian Voelkel, So., F, Vermont

## POSTSEASON PLURALITY

America East will look to keep up its recent track record of sending multiple teams to the postseason in 2011-12. Last year, the conference had multiple teams playing into the middle of March (Boston U. - NCAA, Vermont - NIT) for the third straight year and seventh in the last nine. In total, 17 teams have reached the postseason since 2003, including three in both 2005 (Boston U., Northeastern, Vermont) and 2010 (Boston U., Stony Brook, Vermont).

## FIVE OF A KIND

Dynasties have been an important part of the history of America East basketball. Eight teams, including six different schools, have won consecutive league titles and of those, three (Drexel, Northeastern and Vermont) have won three in a row. However, parity has hit the league of late as five different teams have won the last five America East titles, the only such stretch in the league's 32 year history.

### America East Recent Champions

Year	School
2011	Boston U.
2010	Vermont
2009	Binghamton
2008	UMBC
2007	Albany

## ALL-CONFERENCE RETURNEES

Seven of the 15 players who earned all-conference recognition last season return for 2011-12, including four of the league's top 10 scorers. Additionally, two others who earned second-team recognition in 2009-10, New Hampshire's **Alvin Abreu** and Stony Brook's **Tommy Brenton** return after missing last season with injuries. Senior **Darryl Partin**, who helped Boston U. win its first conference title since 2002 last year, is the lone first-team all-league returnee. He ranked seventh among league leaders averaging 14.6 points per game last season. UMBC's **Chris De La Rosa** is the conference's top returning scorer. He averaged 15.5 points per game last season and also handed out a league-best 6.0 assists per game.

## MAKING A MARK ON DEFENSE

Several America East teams hope to pick up where they left off last year on the defensive end of the court. Six teams held opponents under 65 points per game last season and ranked in the top-70 nationally in scoring defense. Stony Brook led the charge, ranking 15th by holding foes to just 60.4 points per game, while New Hampshire followed closely behind in 18th (60.9 ppg). The Seawolves were even better in field goal percentage defense, holding opponents to 39 percent shooting, which ranked ninth nationally. Four other schools ranked in the top-65, including Vermont (10th - 39.2 percent) and Boston U. (23rd 0 39.9 percent), which both held foes under 40 percent.

### 2010-11 FINAL NATIONAL RANKINGS

Scoring Defense		
Rank	Team	PAPG
15.	Stony Brook	60.4
18.	New Hampshire	60.9
25.	Vermont	61.6
55.	Boston U.	63.5
62.	Albany	64.0

Field Goal Percentage Defense		
Rank	Team	D-FG%
9.	Stony Brook	.390
10.	Vermont	.392
25.	Boston U.	.399
56.	New Hampshire	.410
63.	Albany	.412

## NEW FACES ON THE BENCH

America East will welcome two new head coaches to the fold in 2011-12. Former Columbia head coach Joe Jones was named Pat Chambers' successor after he went to Penn State and John Becker was promoted at Vermont after Mike Lonergan took the George Washington position. Jones, who got his coaching start in America East as an assistant at Hofstra was most recently Associate head coach at Boston College, while Becker has spent the last five years as an assistant for the Catamounts.

## BACK FROM INJURY

A trio of players who played important roles on their teams in 2009-10 return this season after missing all or most of last season. Stony Brook's **Tommy Brenton**, a second-team all-conference performer and all-defensive choice two years ago, is back after missing all of last year with a knee injury. Brenton, the league's active leading rebounder (577) despite having played just two seasons, led America East with 9.7 boards per game to go with 7.6 points, 2.7 assists and 1.8 steals two years ago. New Hampshire's **Alvin Abreu** is back for a fifth season. The former second-team all-league choice (2009-10) played in just four games last season before going down with a knee injury. He ranked eighth among scoring leaders as junior, averaging 14.4 points per game. Abreu's teammate **Ferg Myrick** averaged 12.1 points and 4.1 rebounds per game, before missing the last 16 games of the year with a knee injury. Hartford will get senior point guard **Andres Torres** back. Torres, who redshirted last season with an injury, averaged 6.7 points and 4.4 assists in 2009-10.

### America East Active Leading Scorers

Rank, Player	Total Points
1. Gerald McLemore, Maine	1,199
2. Bryan Dougher, Stony Brook	1,187
3. Alvin Abreu, New Hampshire	1,172
4. Jake O'Brien, Boston U.	1,020
5. Chris De La Rosa, UMBC	815

## ALPHABET SOUP: AE AND THE BCS

America East has had eight wins over a Bowl Championship Series (BCS) conference school since 2008. Maine beat Penn State last season, which was the league's second against a Big Ten program in as many seasons. Boston U. downed Indiana in 2009 and also knocked off Oregon St. of the Pac 10 in the College Basketball Invitational that season.

## MARK YOUR CALENDARS

The season officially gets underway November 11 with eight of the nine teams opening their seasons this weekend, including Boston University which will raise its 2010-11 America East championship banner prior to its game against Northeastern. Conference play will begin just after the new year on January 2 and the conference tournament will return to the University of Hartford on March 1-4 with the league title game taking place on March 10 at 11 a.m. on ESPN 2.

# 2010-11 SEASON IN REVIEW

## STANDINGS

	America East						
	W	L	Pct.	H	A	L 5	Streak
x-Vermont	13	3	.812	6-2	7-1	4-1	L1
y-Boston University	12	4	.750	8-0	4-4	5-0	W7
Maine	9	7	.562	4-4	5-3	1-4	L1
Albany	9	7	.562	5-3	4-4	4-1	W4
Stony Brook	8	8	.500	5-3	3-5	4-1	W2
Hartford	7	9	.438	4-4	3-5	2-3	W1
New Hampshire	6	10	.375	4-4	2-6	2-3	L2
UMBC	4	12	.250	2-6	2-6	0-5	L5
Binghamton	4	12	.250	2-6	2-6	1-4	L3

Overall							
W	L	Pct.	H	A	N	L 5	Streak
23	9	.719	12-2	10-5	1-2	2-3	L2
21	14	.600	12-2	5-10	4-2	4-1	L1
15	15	.500	7-7	8-8	0-0	1-4	L2
16	16	.500	7-6	7-8	2-2	4-1	L1
15	17	.469	7-7	6-10	2-0	4-1	L1
11	20	.355	8-6	3-13	0-1	3-2	L1
12	18	.400	7-5	4-12	1-1	1-4	L4
5	25	.167	3-10	2-14	0-1	0-5	L6
8	23	.258	3-10	4-12	1-1	1-4	L1

x- America East Co-Regular Season Champions

y- America East Tournament Champions

## ALL-CONFERENCE TEAMS & AWARD WINNERS

### First-Team

Tim Ambrose	Sr.	Guard	Albany
John Holland	Sr.	Guard/Forward	Boston U.
Darryl Partin	Jr.	Guard	Boston U.
Troy Barnies	Sr.	Forward	Maine
Evan Fjeld	Sr.	Forward	Vermont

### Second-Team

Joe Zeglinski	Sr.	Guard	Hartford
Gerald McLemore	Jr.	Guard	Maine
Chris De La Rosa	Sr.	Guard	UMBC
Tyrone Conley	Sr.	Guard	New Hampshire
Bryan Dougher	Jr.	Guard	Stony Brook

### Third-Team

Mike Black	So.	Guard	Albany
Logan Aronhalt	So.	Guard	Albany
Muhammad Jabbi	Sr.	Forward	Binghamton
Morgan Sabia	Sr.	Forward	Hartford
Brendan Bald	So.	Guard	Vermont

### All-Defensive

Muhammad Jabbi	Sr.	Forward	Binghamton
Patrick Hazel	Jr.	Forward	Boston U.
Milton Burton	Sr.	Guard	Hartford
Chandler Rhoads	So.	Guard	New Hampshire
Brendan Bald	So.	Guard	Vermont

### All-Rookie

Luke Devlin	Fr.	Forward	Albany
D.J. Irving	Fr.	Guard	Boston U.
Dom Morris	Fr.	Forward	Boston U.
Jordan Bronner	Fr.	Guard	New Hampshire
Brian Voelkel	Fr.	Forward	Vermont

### Rookie of the Year

Brian Voelkel, Vermont

### Defensive Player of the Year

Brendan Bald, Vermont

### Kevin Roberson Player of the Year

John Holland, Boston U.

### Coach of the Year

Mike Loneragan, Vermont

## CHAMPIONSHIP RESULTS

**2011 America East Championship presented by Newman's Own First Three Rounds at University of Hartford's Chase Family Arena (West Hartford Conn.); Title Game at Boston University's Agganis Arena (Boston, Mass.)**

### First Round: Thursday, March 3

No. 9 Binghamton 91, No. 8 UMBC 67

### Quarterfinals: Saturday, March 5

No. 6 Hartford 66, No. 3 Maine 63  
No. 2 Boston U. 69, No. 7 New Hampshire 60  
No. 1 Vermont 57, Binghamton 46  
No. 5 Stony Brook 67, No. 4 Albany 61

### Semifinals: Sunday, March 6

Boston U. 55, Hartford 49  
Stony Brook 69, Vermont 47

### Title Game: Saturday, March 12

Boston University 56, Stony Brook 54

## CHAMPIONSHIP AWARDS

### All-Championship Team

Leonard Hayes, Stony Brook  
\*John Holland, Boston U.  
Genesis Maciel, Hartford  
Chris Martin, Stony Brook  
Darryl Partin, Boston U.

\*Reggie Lewis Most Outstanding Player

## POSTSEASON SCHEDULE/RESULTS

**NCAA Men's Basketball Championship at BOK Center (Tulsa, Okla.)**

### Second Round: Friday, March 18

(1) Kansas 72, (16) Boston University 53 (TBS)

### National Invitation Tournament

**at Wolstein Center (Cleveland, Ohio)**

### First Round: Tuesday, March 15

at (2) Cleveland State 63, (7) Vermont 60 (ESPN3)



# 2010-11 AMERICA EAST MEN'S BASKETBALL INDIVIDUAL STATISTICS (ALL GAMES)

## SCORING

##	Player-Team	CI	G	FG	3FG	FT	Pts	Avg/G
1.	John Holland-BOSTONU	SR	34	203	76	172	654	19.2
2.	Tim Ambrose-ALBANY	SR	32	192	62	85	531	16.6
3.	Chris De La Rosa-UMBC	JR	30	167	38	92	464	15.5
4.	Tyrone Conley-UNH	SR	30	158	78	67	461	15.4
5.	Logan Aronhalt-ALBANY	SO	32	163	73	69	468	14.6
6.	Evan Fjeld-VERMONT	SR	31	184	2	79	449	14.5
7.	Darryl Partin-BOSTONU	JR	35	170	64	98	502	14.3
8.	Joe Zeglinski-HARTFORD	SR	31	143	90	63	439	14.2
9.	Troy Barnies-MAINE	SR	30	163	6	92	424	14.1
10.	Gerald McLemore-MAINE	JR	29	128	74	68	398	13.7
11.	Greer Wright-BING	SR	25	106	34	88	334	13.4
12.	Bryan Dougher-SBU	JR	32	128	87	67	410	12.8
13.	Morgan Sabia-HARTFORD	SR	29	131	54	49	365	12.6
14.	Mike Black-ALBANY	SO	28	123	40	59	345	12.3
15.	Joey Accaoui-VERMONT	SR	29	119	44	47	329	11.3
16.	Brendan Bald-VERMONT	SO	31	126	50	47	349	11.3
17.	Moussa Camara-BING	SR	31	111	73	53	348	11.2
18.	Milton Burton-HARTFORD	SR	30	121	49	36	327	10.9
19.	Mahamoud Jabbi-BING	SR	31	122	33	29	306	9.9
20.	Terrance Mitchell-MAINE	SR	26	67	48	68	250	9.6

## REBOUNDING

##	Player-Team	CI	G	OFF	DEF	TOT	Avg/G
1.	Brian Voelkel-VERMONT	FR	32	89	218	307	9.6
2.	Brian Benson-UNH	JR	30	71	177	248	8.3
3.	Dane DiLiegro-UNH	SR	27	77	144	221	8.2
4.	Mahamoud Jabbi-BING	SR	31	88	153	241	7.8
5.	Troy Barnies-MAINE	SR	30	60	168	228	7.6
6.	Luke Devlin-ALBANY	FR	32	68	152	220	6.9
7.	Dallis Joyner-SBU	JR	30	98	106	204	6.8
8.	Morgan Sabia-HARTFORD	SR	29	50	141	191	6.6
9.	Evan Fjeld-VERMONT	SR	31	62	133	195	6.3
10.	Justin Fry-UMBC	SR	30	65	115	180	6.0
11.	Patrick Hazel-BOSTONU	JR	35	78	125	203	5.8
12.	John Holland-BOSTONU	SR	34	44	152	196	5.8
13.	Milton Burton-HARTFORD	SR	30	44	113	157	5.2
14.	Tim Ambrose-ALBANY	SR	32	40	126	166	5.2
15.	Blake Metcalf-ALBANY	SO	32	68	86	154	4.8
16.	Logan Aronhalt-ALBANY	SO	32	51	100	151	4.7
17.	Dom Morris-BOSTONU	FR	32	49	98	147	4.6
18.	Greer Wright-BING	SR	25	22	84	106	4.2
19.	Al Rapier-SBU	JR	32	42	93	135	4.2
20.	Kyrie Sutton-BING	JR	29	40	80	120	4.1

## FIELD GOAL PERCENTAGE (Min. 3.0 made per game)

##	Player-Team	CI	G	FG	FGA	Pct
1.	Evan Fjeld-VERMONT	SR	31	184	339	.543
2.	Troy Barnies-MAINE	SR	30	163	309	.528
3.	Dane DiLiegro-UNH	SR	27	89	171	.520
4.	Travis King-UMBC	SR	30	90	190	.474
5.	Justin Fry-UMBC	SR	30	104	222	.468
6.	Mahamoud Jabbi-BING	SR	31	122	263	.464
7.	Mike Black-ALBANY	SO	28	123	268	.459
8.	Joey Accaoui-VERMONT	SR	29	119	260	.458
9.	Tim Ambrose-ALBANY	SR	32	192	422	.455
10.	Matt Glass-VERMONT	JR	31	98	237	.414

## 3-POINT FG PCT (Min. 1.0 made per game)

##	Player-Team	CI	G	3FG	FGA	Pct
1.	Matt Griffin-BOSTONU	JR	35	54	118	.458
2.	Leonard Hayes-SBU	SO	26	38	84	.452
3.	Mike Black-ALBANY	SO	28	40	93	.430
4.	Tim Ambrose-ALBANY	SR	32	62	145	.428
5.	Travis King-UMBC	SR	30	51	124	.411
6.	Brendan Bald-VERMONT	SO	31	50	122	.410
7.	Mahamoud Jabbi-BING	SR	31	33	84	.393
8.	Terrance Mitchell-MAINE	SR	26	48	123	.390
9.	Moussa Camara-BING	SR	31	73	189	.386
10.	Gerald McLemore-MAINE	JR	29	74	197	.376

## 3-POINT FG MADE

##	Player-Team	CI	G	3FG	Avg/G
1.	Joe Zeglinski-HARTFORD	SR	31	90	2.90
2.	Bryan Dougher-SBU	JR	32	87	2.72
3.	Tyrone Conley-UNH	SR	30	78	2.60
4.	Gerald McLemore-MAINE	JR	29	74	2.55
5.	Moussa Camara-BING	SR	31	73	2.35
6.	Logan Aronhalt-ALBANY	SO	32	73	2.28
7.	John Holland-BOSTONU	SR	34	76	2.24
8.	Tim Ambrose-ALBANY	SR	32	62	1.94
9.	Morgan Sabia-HARTFORD	SR	29	54	1.86
10.	Terrance Mitchell-MAINE	SR	26	48	1.85

## FREE THROW PCT (Min. 2.0 made per game)

##	Player-Team	CI	G	FTM	FTA	Pct
1.	Gerald McLemore-MAINE	JR	29	68	78	.872
2.	Bryan Dougher-SBU	JR	32	67	77	.870
3.	John Holland-BOSTONU	SR	34	172	200	.860
4.	D.J. Irving-BOSTONU	FR	35	98	116	.845
5.	Terrance Mitchell-MAINE	SR	26	68	88	.773
6.	Darryl Partin-BOSTONU	JR	35	98	129	.760
7.	Logan Aronhalt-ALBANY	SO	32	69	91	.758
8.	Justin Fry-UMBC	SR	30	66	88	.750
9.	Troy Barnies-MAINE	SR	30	92	127	.724
10.	Dane DiLiegro-UNH	SR	27	55	76	.724

## ASSISTS

##	Player-Team	CI	G	Assists	Avg/G
1.	Chris De La Rosa-UMBC	JR	30	181	6.03
2.	Brian Voelkel-VERMONT	FR	32	143	4.47
3.	Raheem Singelton-MAINE	JR	30	110	3.67
4.	D.J. Irving-BOSTONU	FR	35	127	3.63
5.	Tim Ambrose-ALBANY	SR	32	116	3.63
6.	Greer Wright-BING	SR	25	88	3.52
7.	Mike Black-ALBANY	SO	28	80	2.86
8.	Chandler Rhoads-UNH	SO	30	85	2.83
9.	Anthony Minor-HARTFORD	SR	31	80	2.58
10.	Andrew Rogers-MAINE	JR	30	69	2.30

## STEALS

##	Player-Team	CI	G	Steals	Avg/G
1.	Milton Burton-HARTFORD	SR	30	67	2.23
2.	Brian Voelkel-VERMONT	FR	32	50	1.56
3.	Anthony Minor-HARTFORD	SR	31	45	1.45
4.	John Holland-BOSTONU	SR	34	47	1.38
5.	Tim Ambrose-ALBANY	SR	32	43	1.34
6.	Tyrone Conley-UNH	SR	30	38	1.27
7.	Joe Zeglinski-HARTFORD	SR	31	36	1.16
8.	Greer Wright-BING	SR	25	27	1.08
9.	Chase Plummer-UMBC	FR	30	32	1.07
10.	Mahamoud Jabbi-BING	SR	31	33	1.06

## BLOCKED SHOTS

##	Player-Team	CI	G	Blocks	Avg/G
1.	Evan Fjeld-VERMONT	SR	31	58	1.87
2.	Patrick Hazel-BOSTONU	JR	35	64	1.83
3.	Mahamoud Jabbi-BING	SR	31	49	1.58
4.	John Puk-ALBANY	FR	32	37	1.16
5.	Brian Benson-UNH	JR	30	32	1.07
6.	Kyrie Sutton-BING	JR	29	27	0.93
7.	Anthony Mayo-SBU	FR	31	26	0.84
8.	Alasdair Fraser-MAINE	FR	30	23	0.77
10.	Tyrone Conley-UNH	SR	30	23	0.77
	Mike Allison-MAINE	SO	28	21	0.75

## ASSIST/TURNOVER RATIO (Min. 3.0 assists/game)

##	Player-Team	CI	G	Asst	Avg	Turn	Avg	Ratio
1.	Brian Voelkel-VERMONT	FR	32	143	4.5	64	2.0	2.23
2.	Chris De La Rosa-UMBC	JR	30	181	6.0	85	2.8	2.13
3.	D.J. Irving-BOSTONU	FR	35	127	3.6	72	2.1	1.76
4.	Raheem Singelton-MAINE	JR	30	110	3.7	84	2.8	1.31
5.	Tim Ambrose-ALBANY	SR	32	116	3.6	96	3.0	1.21
6.	Greer Wright-BING	SR	25	88	3.5	97	3.9	0.91

## OFFENSIVE REBOUNDS

##	Player-Team	CI	G	No.	Avg/G
1.	Dallis Joyner-SBU	JR	30	98	3.27
2.	Dane DiLiegro-UNH	SR	27	77	2.85
3.	Mahamoud Jabbi-BING	SR	31	88	2.84
4.	Brian Voelkel-VERMONT	FR	32	89	2.78
5.	Brian Benson-UNH	JR	30	71	2.37
6.	Patrick Hazel-BOSTONU	JR	35	78	2.23
7.	Justin Fry-UMBC	SR	30	65	2.17
8.	Luke Devlin-ALBANY	FR	32	68	2.13
	Blake Metcalf-ALBANY	SO	32	68	2.13
10.	Evan Fjeld-VERMONT	SR	31	62	2.00
	Troy Barnies-MAINE	SR	30	60	2.00

## DEFENSIVE REBOUNDS

##	Player-Team	CI	G	No.	Avg/G
1.	Brian Voelkel-VERMONT	FR	32	218	6.81
2.	Brian Benson-UNH	JR	30	177	5.90
3.	Troy Barnies-MAINE	SR	30	168	5.60
4.	Dane DiLiegro-UNH	SR	27	144	5.33
5.	Mahamoud Jabbi-BING	SR	31	153	4.94
6.	Morgan Sabia-HARTFORD	SR	29	141	4.86
7.	Luke Devlin-ALBANY	FR	32	152	4.75
8.	John Holland-BOSTONU	SR	34	152	4.47
9.	Evan Fjeld-VERMONT	SR	31	133	4.29
10.	Tim Ambrose-ALBANY	SR	32	126	3.94

## MINUTES PLAYED

##	Player-Team	CI	G	Minutes	Avg/G
1.	Milton Burton-HARTFORD	SR	30	1085	36.17
2.	Joe Zeglinski-HARTFORD	SR	31	1116	36.00
3.	Chris De La Rosa-UMBC	JR	30	1074	35.80
4.	Tyrone Conley-UNH	SR	30	1049	34.97
5.	Logan Aronhalt-ALBANY	SO	32	1106	34.56
6.	John Holland-BOSTONU	SR	34	1153	33.91
7.	Tim Ambrose-ALBANY	SR	32	1085	33.91
8.	Morgan Sabia-HARTFORD	SR	29	977	33.69
9.	Troy Barnies-MAINE	SR	30	1000	33.33
10.	Mahamoud Jabbi-BING	SR	31	1032	33.29

## TEAM IDENTIFICATION

Team	Team ID
Albany	ALBANY
Binghamton	BING
Boston University	BOSTONU
Hartford	HARTFORD
Maine	MAINE
New Hampshire	UNH
Stony Brook	SBU
UMBC	UMBC
Vermont	VERMONT

# 2010-11 AMERICA EAST MEN'S BASKETBALL TEAM STATISTICS (ALL GAMES)

## SCORING OFFENSE

#	Team	G	W-L	Pts	Avg/G
1.	Maine	30	15-15	2089	69.6
2.	Vermont	32	23-9	2147	67.1
3.	Boston University	35	21-14	2270	64.9
4.	UMBC	30	5-25	1928	64.3
5.	Albany	32	16-16	2013	62.9
6.	Stony Brook	32	15-17	1951	61.0
7.	Binghamton	31	8-23	1861	60.0
8.	Hartford	31	11-20	1857	59.9
9.	New Hampshire	30	12-18	1749	58.3

## SCORING DEFENSE

#	Team	G	Pts	Avg/G
1.	Stony Brook	32	1934	60.4
2.	New Hampshire	30	1826	60.9
3.	Vermont	32	1972	61.6
4.	Boston University	35	2222	63.5
5.	Albany	32	2048	64.0
6.	Hartford	31	1996	64.4
7.	Maine	30	2010	67.0
8.	Binghamton	31	2123	68.5
9.	UMBC	30	2354	78.5

## SCORING MARGIN

#	Team	G	OFF	DEF	Margin
1.	Vermont	32	67.1	61.6	+5.5
2.	Maine	30	69.6	67.0	+2.6
3.	Boston University	35	64.9	63.5	+1.4
4.	Stony Brook	32	61.0	60.4	+0.5
5.	Albany	32	62.9	64.0	-1.1
6.	New Hampshire	30	58.3	60.9	-2.6
7.	Hartford	31	59.9	64.4	-4.5
8.	Binghamton	31	60.0	68.5	-8.5
9.	UMBC	30	64.3	78.5	-14.2

## FIELD GOAL PERCENTAGE

#	Team	G	FG	FGA	Pct
1.	Maine	30	726	1576	.461
2.	Vermont	32	779	1741	.447
3.	Albany	32	724	1707	.424
4.	Boston University	35	749	1863	.402
5.	UMBC	30	700	1746	.401
6.	Binghamton	31	651	1641	.397
7.	Hartford	31	672	1756	.383
8.	Stony Brook	32	679	1776	.382
9.	New Hampshire	30	609	1628	.374

## FIELD GOAL PCT DEFENSE

#	Team	G	FG	FGA	Pct
1.	Stony Brook	32	664	1704	.390
2.	Vermont	32	711	1812	.392
3.	Boston University	35	783	1963	.399
4.	New Hampshire	30	639	1560	.410
5.	Albany	32	744	1807	.412
6.	Maine	30	701	1673	.419
7.	Hartford	31	668	1529	.437
8.	Binghamton	31	775	1721	.450
9.	UMBC	30	785	1667	.471

## 3-POINT FG PCT

#	Team	G	FG	FGA	Pct
1.	Albany	32	238	631	.377
2.	Boston University	35	265	746	.355
3.	Maine	30	191	539	.354
4.	Binghamton	31	233	659	.354
5.	Vermont	32	151	430	.351
6.	Stony Brook	32	221	640	.345
7.	UMBC	30	183	553	.331
8.	Hartford	31	265	869	.305
9.	New Hampshire	30	191	658	.290

## 3-POINT FG PCT DEFENSE

#	Team	G	FG	FGA	Pct
1.	Stony Brook	32	202	656	.308
2.	Vermont	32	188	581	.324
3.	Boston University	35	239	737	.324
4.	Albany	32	240	729	.329
5.	New Hampshire	30	157	475	.331
6.	Hartford	31	232	635	.365
7.	Maine	30	219	594	.369
8.	Binghamton	31	222	583	.381
9.	UMBC	30	266	691	.385

## FREE THROW PCT

#	Team	G	FTM	FTA	Pct
1.	Boston University	35	507	695	.729
2.	UMBC	30	345	488	.707
3.	Binghamton	31	326	465	.701
4.	Maine	30	446	638	.699
5.	Vermont	32	438	648	.676
6.	Stony Brook	32	372	565	.658
7.	Albany	32	327	507	.645
8.	New Hampshire	30	340	555	.613
9.	Hartford	31	248	413	.600

## REBOUNDING OFFENSE

#	Team	G	Reb	Avg/G
1.	Vermont	32	1230	38.4
2.	Stony Brook	32	1168	36.5
3.	Albany	32	1155	36.1
4.	Boston University	35	1249	35.7
5.	New Hampshire	30	1059	35.3
6.	Maine	30	1010	33.7
7.	UMBC	30	976	32.5
8.	Hartford	31	960	31.0
9.	Binghamton	31	959	30.9

## REBOUNDING DEFENSE

#	Team	G	Reb	Avg/G
1.	Vermont	32	1018	31.8
2.	Maine	30	992	33.1
3.	Albany	32	1081	33.8
4.	Boston University	35	1236	35.3
5.	Binghamton	31	1119	36.1
6.	New Hampshire	30	1095	36.5
7.	Stony Brook	32	1179	36.8
8.	Hartford	31	1161	37.5
9.	UMBC	30	1128	37.6

## OFFENSIVE REBOUNDS

#	Team	G	No.	Avg/G
1.	Vermont	32	401	12.53
2.	New Hampshire	30	363	12.10
3.	Boston University	35	414	11.83
4.	Albany	32	376	11.75
5.	Stony Brook	32	375	11.72
6.	UMBC	30	330	11.00
7.	Hartford	31	324	10.45
8.	Binghamton	31	316	10.19
9.	Maine	30	297	9.90

## DEFENSIVE REBOUNDS

#	Team	G	No.	Avg/G
1.	Vermont	32	829	25.91
2.	Stony Brook	32	793	24.78
3.	Albany	32	779	24.34
4.	Boston University	35	835	23.86
5.	Maine	30	713	23.77
6.	New Hampshire	30	696	23.20
7.	UMBC	30	646	21.53
8.	Binghamton	31	643	20.74
9.	Hartford	31	636	20.52

## REBOUNDING MARGIN

#	Team	G	TEAM	Avg	OPP	Avg	Margin
1.	Vermont	32	1230	38.4	1018	31.8	+6.6
2.	Albany	32	1155	36.1	1081	33.8	+2.3
3.	Maine	30	1010	33.7	992	33.1	+0.6
4.	Boston University	35	1249	35.7	1236	35.3	+0.4
5.	Stony Brook	32	1168	36.5	1179	36.8	-0.3
6.	New Hampshire	30	1059	35.3	1095	36.5	-1.2
7.	UMBC	30	976	32.5	1128	37.6	-5.1
8.	Binghamton	31	959	30.9	1119	36.1	-5.2
9.	Hartford	31	960	31.0	1161	37.5	-6.5

## ASSISTS

#	Team	G	Assists	Avg/G
1.	Maine	30	396	13.20
2.	Vermont	32	395	12.34
3.	Hartford	31	367	11.84
4.	Albany	32	371	11.59
5.	UMBC	30	346	11.53
6.	Binghamton	31	339	10.94
7.	Boston University	35	345	9.86
8.	New Hampshire	30	292	9.73
9.	Stony Brook	32	305	9.53

## BLOCKED SHOTS

#	Team	G	Blocks	Avg/G
1.	Boston University	35	129	3.69
2.	Maine	30	102	3.40
3.	Binghamton	31	102	3.29
4.	Vermont	32	105	3.28
5.	New Hampshire	30	93	3.10
6.	Albany	32	90	2.81
7.	Stony Brook	32	89	2.78
8.	Hartford	31	77	2.48
9.	UMBC	30	48	1.60

## STEALS

#	Team	G	Steals	Avg/G
1.	Hartford	31	244	7.87
2.	UMBC	30	178	5.93
3.	Maine	30	169	5.63
4.	Boston University	35	189	5.40
5.	Stony Brook	32	172	5.38
6.	Binghamton	31	157	5.06
7.	Vermont	32	160	5.00
8.	Albany	32	150	4.69
9.	New Hampshire	30	134	4.47

## TURNOVER MARGIN

#	Team	G	TEAM	Avg	OPP	Avg	Margin
1.	Hartford	31	388	12.5	505	16.3	+3.77
2.	Stony Brook	32	395	12.3	430	13.4	+1.09
3.	New Hampshire	30	360	12.0	370	12.3	+0.33
4.	UMBC	30	395	13.2	379	12.6	-0.53
5.	Boston University	35	418	11.9	397	11.3	-0.60
6.	Maine	30	387	12.9	364	12.1	-0.77
7.	Binghamton	31	384	12.4	342	11.0	-1.35
8.	Vermont	32	430	13.4	382	11.9	-1.50
9.	Albany	32	411	12.8	335	10.5	-2.38

## ASSIST/TURNOVER RATIO

#	Team	G	Asst	Avg	Turn	Avg	Ratio
1.	Maine	30	396	13.2	387	12.9	1.02
2.	Hartford	31	367	11.8	388	12.5	0.95
3.	Vermont	32	395	12.3	430	13.4	0.92
4.	Albany	32	371	11.6	411	12.8	0.90
5.	Binghamton	31	339	10.9	384	12.4	0.88
6.	UMBC	30	346	11.5	395	13.2	0.88
7.	Boston University	35	345	9.9	418	11.9	0.83
8.	New Hampshire	30	292	9.7	360	12.0	0.81
9.	Stony Brook	32	305	9.5	395	12.3	0.77

# 2010-11 SUPERLATIVES (ALL GAMES)

## INDIVIDUAL PLAYER GAME HIGHS

Points.....	33	Tyrone Conley (UNH) vs Hartford (Jan 11, 2011)
.....	33	Joe Zeglinski (Hartford) vs Maine (Feb 10, 2011)
Field goals made.....	12	Chris De La Rosa (UMBC) at Binghamton (Jan 12, 2011)
Field goal attempts.....	27	Joe Zeglinski (Hartford) at Monmouth (Dec 11, 2010)
Field goal percentage.....	.900 (9-10)	Justin Fry (UMBC) at Maine (Feb 06, 2011)
3-Pt FG made.....	7	Joe Zeglinski (Hartford) at Monmouth (Dec 11, 2010)
.....	7	Joe Zeglinski (Hartford) at Binghamton (Jan 17, 2011)
.....	7	Joe Zeglinski (Hartford) vs Maine (Feb 10, 2011)
.....	7	Joe Zeglinski (Hartford) vs Stony Brook (Feb 23, 2011)
3-Pt FG attempts.....	20	Joe Zeglinski (Hartford) vs Stony Brook (Feb 23, 2011)
3-Pt percentage.....	.857 (6-7)	Leonard Hayes (Stony Brook) vs Vermont (Mar 06, 2011)
.....	.857 (6-7)	Matt Glass (Vermont) at Connecticut (Nov 17, 2010)
Free throws made.....	15	John Holland (Boston U.) vs Vermont (Jan 09, 2011)
Free throw attempts.....	18	John Holland (Boston U.) vs Vermont (Jan 09, 2011)
Free throw percentage.....	1.000	Seven tied with
Rebounds.....	22	Brian Benson (UNH) at Stony Brook (Jan 15, 2011)
Assists.....	13	Chris De La Rosa (UMBC) at Maine (Feb 06, 2011)
Steals.....	5	Seven tied with
Blocked shots.....	6	Patrick Hazel (Boston U.) vs UNH (Jan 04, 2011)
.....	6	Jeff Pelage (Boston U.) vs Vermont (Jan 09, 2011)
.....	6	Brian Benson (UNH) vs Albany (Feb 02, 2011)

## TEAM GAME HIGHS

Points.....	95	Maine vs Maine-Machias (Nov 19, 2010)
Margin.....	51 (95-44)	Maine vs Maine-Machias (Nov 19, 2010)
Field goals made.....	35	Maine vs Maine-Machias (Nov 19, 2010)
Field goal attempts.....	78	Hartford at Monmouth (Dec 11, 2010)
Field goal percentage.....	.625 (35-56)	Maine vs Maine-Machias (Nov 19, 2010)
3-Pt FG made.....	15	Hartford at Binghamton (Jan 17, 2011)
.....	15	Hartford vs Stony Brook (Feb 23, 2011)
3-Pt FG attempts.....	47	Hartford at Monmouth (Dec 11, 2010)
3-Pt percentage.....	.625 (10-16)	Binghamton at Hartford (Feb 16, 2011)
Free throws made.....	29	Albany at Wagner (Dec 30, 2010)
Free throw attempts.....	41	Albany at Wagner (Dec 30, 2010)
Free throw percentage.....	1.000 (12-12)	UMBC at Penn (Nov 30, 2010)
.....	1.000 (7-7)	Stony Brook vs Vermont (Jan 04, 2011)
Rebounds.....	56	Albany at New Hampshire (Feb 02, 2011)
Assists.....	23	Maine vs Maine-Machias (Nov 19, 2010)
.....	23	Maine vs Albany (Feb 27, 2011)
Steals.....	15	Hartford at Florida State (Dec 05, 2010)
Blocked shots.....	11	Albany vs Binghamton (Jan 20, 2011)
Turnovers.....	25	Albany at Georgia Tech (Nov 17, 2010)
Fouls.....	30	UMBC at Duquesne (Nov 27, 2010)
.....	30	Hartford at Yale (Nov 30, 2010)

## ALBANY SCHEDULE/RESULTS

Record: 0-1 (0-0 America East)

Date	Opponent	Time/Result
<b>November</b>		
11	at Pittsburgh (SNY/ESPN3) L, 56-89	
14	vs. Brown (1)	4 p.m.
15	vs. Syracuse/Manhattan (1)	TBD
21	TBA (1)	TBA
22	TBA (1)	TBA
25	Navy	4 p.m.
27	Fairleigh Dickinson	4 p.m.
<b>December</b>		
5	at Siena (TW1)	7 p.m.
7	Colgate (TW1)	7 p.m.
17	at Cornell	2 p.m.
19	at St. Francis, N.Y.	7 p.m.
23	Dartmouth	2 p.m.
28	at Maryland	8 p.m.
31	at Mount St. Mary's	3:30 p.m.
<b>January</b>		
2	*Hartford	7 p.m.
5	*at UMBC	7 p.m.
8	*at Stony Brook (CV)	2 p.m.
11	*New Hampshire (TW1)	7 p.m.
14	*Maine	7 p.m.
16	*at Boston U.	7 p.m.
19	*at Vermont	7 p.m.
25	*Binghamton (TW1)	7 p.m.
28	*at Hartford	4 p.m.
<b>February</b>		
1	*UMBC	7 p.m.
4	*Stony Brook (TW1)	7 p.m.
6	*Boston U.	7 p.m.
9	*at New Hampshire	7 p.m.
11	*at Maine	2 p.m.
15	*Vermont (TW1)	7 p.m.
18	Sears BracketBusters	TBA
23	*at Binghamton	7 p.m.

## BINGHAMTON SCHEDULE/RESULTS

Record: 0-0 (0-0 America East)

Date	Opponent	Time/Result
<b>November</b>		
12	Colgate	7 p.m.
14	at Cornell	7 p.m.
18	at Fordham	7 p.m.
20	at St. Peter's	7 p.m.
27	at Missouri	3 p.m.
<b>December</b>		
3	Army	7 p.m.
7	Bucknell	7 p.m.
17	at Hofstra	4 p.m.
19	Morehead State	8:15 p.m.
22	Drexel	2 p.m.
28	at Canisius	7:30 p.m.
31	Manhattan	7 p.m.
<b>January</b>		
2	*Maine	7 p.m.
5	*Stony Brook	7 p.m.
8	*at Boston U.	3 p.m.
12	*at Vermont	7 p.m.
15	*Hartford	2 p.m.
19	*at UMBC	7 p.m.
22	*New Hampshire	2 p.m.
25	*at Albany (TW1)	7 p.m.
28	*at Maine	2 p.m.
<b>February</b>		
1	*at Stony Brook (CV)	7 p.m.
4	*Boston U.	7 p.m.
12	*at Hartford	7 p.m.
15	*UMBC	7 p.m.
18	Sears BracketBusters	TBA
21	*Vermont	7 p.m.
23	*Albany	7 p.m.
26	*at New Hampshire	1 p.m.

## BOSTON U. SCHEDULE/RESULTS

Record: 0-1 (0-0 America East)

Date	Opponent	Time/Result
<b>November</b>		
11	Northeastern L, 74-82 (OT)	
13	at Texas (2) (LongHorn)	7 p.m.
20	at Cornell	2 p.m.
25	vs. Cleveland State (2)	4:30 p.m.
26	at Rhode Island (2)	3:30 p.m.
27	vs. Hofstra (2)	12 p.m.
30	Delaware	7 p.m.
<b>December</b>		
3	at Boston College (ESPN3)	2 p.m.
7	at St. Joseph's	7 p.m.
10	Harvard	4 p.m.
13	at Villanova (ESPN3)	7 p.m.
22	Bucknell	7 p.m.
29	at La Salle	7 p.m.
31	at Quinnipiac	12 p.m.
<b>January</b>		
5	*at Vermont	7 p.m.
8	*Binghamton	3 p.m.
11	*at Maine	7 p.m.
14	*Stony Brook	1 p.m.
16	*Albany	7 p.m.
19	*at New Hampshire	7 p.m.
22	*at Hartford	4 p.m.
24	*UMBC	7 p.m.
27	*at Stony Brook	9 p.m.
<b>February</b>		
1	*Vermont	7 p.m.
4	*at Binghamton	7 p.m.
6	*at Albany	7 p.m.
9	*Maine	7 p.m.
15	*New Hampshire	7 p.m.
18	Sears BracketBusters	TBA
22	*at UMBC	7 p.m.
25	*at Hartford	3 p.m.

## HARTFORD SCHEDULE/RESULTS

Record: 0-1 (0-0 America East)

Date	Opponent	Time/Result
<b>November</b>		
11	vs. Sacred Heart (3)	L, 50-70
12	at Penn State	4:30 p.m.
16	Mount St. Mary's	7 p.m.
19	at Brown	5 p.m.
23	at Holy Cross	7 p.m.
26	at Central Connecticut	2 p.m.
29	Yale	7 p.m.
<b>December</b>		
3	at Central Florida	5 p.m.
6	Quinnipiac (CPTV Sports)	7 p.m.
10	Niagara	6 p.m.
21	at Marist	7 p.m.
31	at La Salle	2 p.m.
<b>January</b>		
2	*at Albany	7 p.m.
5	*New Hampshire	7 p.m.
8	*Vermont	2 p.m.
15	*at Binghamton	2 p.m.
17	*UMBC	7 p.m.
19	*at Maine	7 p.m.
22	*Boston U. (CPTV Sports)	4 p.m.
25	*at Stony Brook (CV)	7 p.m.
28	*Albany	4 p.m.
<b>February</b>		
1	*at New Hampshire	7 p.m.
4	*at Vermont	1 p.m.
7	*at UMBC	7 p.m.
12	*Binghamton	2 p.m.
15	*Maine	7 p.m.
18	Sears BracketBusters	TBA
21	*Stony Brook (CPTV Sports)	7 p.m.
25	*at Boston U.	3 p.m.

## MAINE SCHEDULE/RESULTS

Record: 0-0 (0-0 America East)

Date	Opponent	Time/Result
<b>November</b>		
14	Maine-Machias	7 p.m.
17	at Connecticut (SNY/ESPN3)	7 p.m.
27	Holy Cross	2 p.m.
30	at Eastern Illinois	8:00 p.m.
<b>December</b>		
4	at Rhode Island	7 p.m.
8	at Notre Dame (ESPN3)	7 p.m.
10	at San Diego	9 p.m.
19	Utah Valley State	7 p.m.
21	Eastern Illinois	2 p.m.
23	at Brown	2 p.m.
29	at Florida Gulf Coast	7:05 p.m.
<b>January</b>		
2	*at Binghamton	7 p.m.
7	*UMBC	TBA
11	*Boston U.	7 p.m.
14	*at Albany	7 p.m.
16	*at Vermont	7 p.m.
19	*Hartford	7 p.m.
21	*Stony Brook	1 p.m.
25	*at New Hampshire	7 p.m.
28	*Binghamton	2 p.m.
<b>February</b>		
4	*at UMBC	3:30 p.m.
6	*Vermont	7 p.m.
9	*at Boston U.	7 p.m.
11	*Albany	2 p.m.
15	*at Hartford	7 p.m.
18	Sears BracketBusters	TBA
22	*New Hampshire	7 p.m.
26	*at Stony Brook	12 p.m.

## UMBC SCHEDULE/RESULTS

Record: 0-1 (0-0 America East)

Date	Opponent	Time/Result
<b>November</b>		
11	Penn	L, 45-59
13	at St. John's	2 p.m.
17	Loyola	7 p.m.
19	at VMI	1 p.m.
22	at Central Conn. State	7 p.m.
28	at Rutgers	7:30 p.m.
<b>December</b>		
1	at American	7:30 p.m.
10	at Towson	7 p.m.
14	Morgan State	7 p.m.
17	Rider	7 p.m.
22	at Indiana (Big 10)	6 p.m.
28	at Niagara	7 p.m.
<b>January</b>		
2	*at New Hampshire	7 p.m.
5	*Albany	7 p.m.
7	*at Maine	TBA
11	*Stony Brook	7 p.m.
17	*at Hartford	7 p.m.
19	*Binghamton	7 p.m.
22	*Vermont	1 p.m.
24	*at Boston U.	7 p.m.
<b>February</b>		
1	*at Albany	7 p.m.
4	*Maine	3:30 p.m.
7	*Hartford	7 p.m.
9	*at Stony Brook (CV)	7 p.m.
12	*New Hampshire	1 p.m.
15	*at Binghamton	7 p.m.
18	Sears BracketBusters	TBA
22	*Boston U.	7 p.m.
25	*at Vermont	7 p.m.

## UNH SCHEDULE/RESULTS

Record: 1-0 (0-0 America East)

Date	Opponent	Time/Result
<b>November</b>		
11	Suffolk	W, 85-64
14	at Boston College	7 p.m.
20	Loyola	1 p.m.
30	Dartmouth	7 p.m.
<b>December</b>		
3	at Holy Cross	7 p.m.
7	at Brown	7 p.m.
11	at Fairfield	1 p.m.
17	Marist	1 p.m.
20	at Providence	7 p.m.
29	Sacred Heart	7 p.m.
31	Colgate (WBIN)	1 p.m.
<b>January</b>		
2	*UMBC	7 p.m.
5	*at Hartford	7 p.m.
11	*at Albany (TW1)	7 p.m.
14	*Vermont	3 p.m.
16	*at Stony Brook (CV)	5 p.m.
19	*Boston U.	7 p.m.
22	*at Binghamton	2 p.m.
25	*Maine	7 p.m.
29	*at Vermont	12 p.m.
<b>February</b>		
1	*Hartford	7 p.m.
6	*Stony Brook	7 p.m.
9	*Albany	7 p.m.
12	*at UMBC	1 p.m.
15	*at Boston U.	7 p.m.
18	Sears BracketBusters	TBA
22	*at Maine	7 p.m.
26	*Binghamton (WBIN)	1 p.m.

## STONY BROOK SCHEDULE/RESULTS

Record: 0-1 (0-0 America East)

Date	Opponent	Time/Result
<b>November</b>		
11	at Indiana	L, 66-96
13	Mount Ida	2 p.m.
15	at Sacred Heart	7 p.m.
22	Columbia	7 p.m.
25	at Northwestern (Big Ten)	1 p.m.
<b>December</b>		
3	at Eastern Illinois	3 p.m.
7	Fairleigh Dickinson (CV)	7 p.m.
11	at Boston College (NESN)	2 p.m.
17	vs. Rutgers (4) (MSG)	12 p.m.
28	Cornell (CV)	7 p.m.
30	Rider	7 p.m.
<b>January</b>		
2	*Vermont (CV)	7 p.m.
5	*at Binghamton	7 p.m.
8	*Albany (CV)	2 p.m.
11	*at UMBC	7 p.m.
14	*at Boston U.	1 p.m.
16	*New Hampshire (CV)	5 p.m.
21	*at Maine	1 p.m.
25	*Hartford (CV)	7 p.m.
27	*Boston U.	9 p.m.
<b>February</b>		
1	*Binghamton (CV)	7 p.m.
4	*at Albany (TW1)	7 p.m.
6	*at New Hampshire	7 p.m.
9	*UMBC (CV)	7 p.m.
12	*at Vermont	1 p.m.
18	Sears BracketBusters	TBA
21	*at Hartford	7 p.m.
26	*Maine	12 p.m.

## VERMONT SCHEDULE/RESULTS

Record: 0-0 (0-0 America East)

Date	Opponent	Time/Result
<b>November</b>		
12	at South Florida	7 p.m.
16	at Dartmouth	7 p.m.
19	vs. Marist (5)	6 p.m.
20	vs. Long Island U./Radford (5)	TBD
23	at Old Dominion	7 p.m.
26	Siena	1 p.m.
<b>December</b>		
1	Harvard	7 p.m.
3	at Yale	2 p.m.
7	at Saint Louis	8 p.m.
11	Quinnipiac	1 p.m.
17	Iona	1 p.m.
21	at Fairleigh Dickinson	7 p.m.
23	at Towson	7 p.m.
30	Northeastern	4:30 p.m.
<b>January</b>		
2	*at Stony Brook (CV)	7 p.m.
5	*Boston U.	7 p.m.
8	*at Hartford	2 p.m.
12	*Binghamton	7 p.m.
14	*at New Hampshire	3 p.m.
16	*Maine	7 p.m.
19	*Albany	7 p.m.
22	*at UMBC	1 p.m.
29	*New Hampshire	12 p.m.
<b>February</b>		
1	*at Boston U.	7 p.m.
4	*Hartford	1 p.m.
6	*at Maine	7 p.m.
12	*Stony Brook	1 p.m.
15	*at Albany (TW1)	7 p.m.
18	Sears BracketBusters	TBA
21	*at Binghamton	7 p.m.
25	*UMBC	1 p.m.

## AMERICA EAST VS. CONFERENCES

CONFERENCE	TOTAL	ALB	BING	BOS	HART	MAINE	UMBC	UNH	SBU	UVM
ACC	0-0	0-0	0-0	0-0	0-0	0-0	0-0	0-0	0-0	0-0
Atlantic Sun	0-0	0-0	0-0	0-0	0-0	0-0	0-0	0-0	0-0	0-0
Atlantic 10	0-0	0-0	0-0	0-0	0-0	0-0	0-0	0-0	0-0	0-0
Big East	0-1	0-1	0-0	0-0	0-0	0-0	0-0	0-0	0-0	0-0
Big Sky	0-0	0-0	0-0	0-0	0-0	0-0	0-0	0-0	0-0	0-0
Big South	0-0	0-0	0-0	0-0	0-0	0-0	0-0	0-0	0-0	0-0
Big Ten	0-1	0-0	0-0	0-0	0-0	0-0	0-0	0-0	0-1	0-0
Big XII	0-0	0-0	0-0	0-0	0-0	0-0	0-0	0-0	0-0	0-0
Big West	0-0	0-0	0-0	0-0	0-0	0-0	0-0	0-0	0-0	0-0
Colonial	0-1	0-0	0-0	0-1	0-0	0-0	0-0	0-0	0-0	0-0
Conference USA	0-0	0-0	0-0	0-0	0-0	0-0	0-0	0-0	0-0	0-0
Great West	0-0	0-0	0-0	0-0	0-0	0-0	0-0	0-0	0-0	0-0
Horizon League	0-0	0-0	0-0	0-0	0-0	0-0	0-0	0-0	0-0	0-0
Ivy League	0-1	0-0	0-0	0-0	0-0	0-0	0-1	0-0	0-0	0-0
Independents (DI)	0-0	0-0	0-0	0-0	0-0	0-0	0-0	0-0	0-0	0-0
Metro Atlantic	0-0	0-0	0-0	0-0	0-0	0-0	0-0	0-0	0-0	0-0
Mid-American	0-0	0-0	0-0	0-0	0-0	0-0	0-0	0-0	0-0	0-0
MEAC	0-0	0-0	0-0	0-0	0-0	0-0	0-0	0-0	0-0	0-0
Missouri Valley	0-0	0-0	0-0	0-0	0-0	0-0	0-0	0-0	0-0	0-0
Mountain West	0-0	0-0	0-0	0-0	0-0	0-0	0-0	0-0	0-0	0-0
Northeast	0-1	0-0	0-0	0-0	0-1	0-0	0-0	0-0	0-0	0-0
Ohio Valley	0-0	0-0	0-0	0-0	0-0	0-0	0-0	0-0	0-0	0-0
Pac-12	0-0	0-0	0-0	0-0	0-0	0-0	0-0	0-0	0-0	0-0
Patriot	0-0	0-0	0-0	0-0	0-0	0-0	0-0	0-0	0-0	0-0
SEC	0-0	0-0	0-0	0-0	0-0	0-0	0-0	0-0	0-0	0-0
Southern	0-0	0-0	0-0	0-0	0-0	0-0	0-0	0-0	0-0	0-0
Southland	0-0	0-0	0-0	0-0	0-0	0-0	0-0	0-0	0-0	0-0
SWAC	0-0	0-0	0-0	0-0	0-0	0-0	0-0	0-0	0-0	0-0
Summit	0-0	0-0	0-0	0-0	0-0	0-0	0-0	0-0	0-0	0-0
Sun Belt	0-0	0-0	0-0	0-0	0-0	0-0	0-0	0-0	0-0	0-0
West Coast	0-0	0-0	0-0	0-0	0-0	0-0	0-0	0-0	0-0	0-0
WAC	0-0	0-0	0-0	0-0	0-0	0-0	0-0	0-0	0-0	0-0
Non-DI	1-0	0-0	0-0	0-0	0-0	0-0	0-0	1-0	0-0	0-0
<b>TOTAL</b>	<b>1-6</b>	<b>0-1</b>	<b>0-0</b>	<b>0-1</b>	<b>0-1</b>	<b>0-0</b>	<b>0-1</b>	<b>1-0</b>	<b>0-1</b>	<b>0-0</b>

## SCHEDULE KEY

ALL TIMES EASTERN STANDARD

\*America East Conference game

^at Agganis Arena (Boston, Mass.)

### Tournament/Site Legend

- 1) Dick's Sporting Good NIT Season Tip-Off (Syracuse, N.Y./TBA)
- 2) Legends Classic (Austin, Texas/Kingston, R.I.)
- 3) Connecticut 6 Classic (Uncasville, Conn.)
- 4) Madison Square Garden Holiday Festival (New York, N.Y.)
- 5) Hall of Fame Tip-Off (Uncasville, Conn.)

### Television Legend

CBS Sports: CBS Sp  
 CSN: Comcast Sports Net  
 CTSN: Connecticut Sports Network  
 ESPN2: ESPN 2  
 ESPNU: ESPNU  
 FS South: Fox Sports South  
 MASN: Mid-Atlantic Sports Network  
 MyTV: MyTV New England  
 MSG+: Madison Square Garden Network  
 NESN: New England Sports Network  
 SNY/WCTX: MyTV9 (New Haven, Conn.)  
 Sun Sports: Fox Sports Florida  
 TWCS: Time Warner (Albany)  
 TW: Time Warner (Binghamton)  
 WABI: CBS5 (Maine)  
 WCAXtra: WCAX - CBS3 Affiliate Station (Vermont)