2022 MEDIA GUIDE 2023

2023

BC D GT L U ND Pitt S V VT WF

#ACCMBB

THEACC.COM

ACC MEN'S BASKETBALL SID CONTACT INFO

BOSTON COLLEGE
Mike Laprey
Office: 617-552-2193
Cell: 401-829-3747
lapreym@bc.edu

CLEMSON
Ben Winterrowd
Office: 864-656-1985
Cell: 630-862-8828
winterr@clemson.edu

DUKE
Mike DeGeorge
Office: 919-668-1712
Cell: 919-384-6601
michael.degeorge@duke.edu

FLORIDA STATE
Chuck Walsh
Office: 850-644-1077
Cell: 850-694-2540
cwalsh@admin.fsu.edu

GEORGIA TECH
Mike Stamus
Office: 404-894-5445
Cell: 404-218-9723
mstamus@athletics.gatech.edu

LOUISVILLE
Zach Greenwell
Office: 502-852-0112
Cell: 270-668-4716
zachg@GoCards.com

MIAMI
Alex Schwartz
Office: 305-284-3249
Cell: 609-802-3674
alexschwartz@miami.edu

NORTH CAROLINA
Steve Kirschner
Office: 919-962-7258
Cell: 919-475-2695
stevekirschner@unc.edu

NC STATE
Craig Hammel
Office: 919-746-9894
Cell: 317-292-0858
cwhamme2@ncsu.edu

NOTRE DAME
Josh Bates
Cell: 574-310-9954
jbates2@nd.edu

PITT
Matt Plizga
Office: 412-648-8240
Cell: 919-812-0882
mplizga@athletics.pitt.edu

SYRACUSE
Pete Moore
Office: 315-443-2080
Cell: 315-952-5011
pimoore@syr.edu

VIRGINIA
Erich Bacher
Office: 434-982-5530
Cell: 720-318-5538
bacher@virginia.edu

VIRGINIA TECH
Brian Cox
Office: 540-231-2918
Cell: 540-250-0624
bcox90@vt.edu

WAKE FOREST
Lucy Berres
Office: 336-758-4261
Cell: 309-696-8835
berresl@wfu.edu

ACC
Andy Fledderjohann
Office: 336-369-1002
Cell: 434-906-0075
afledder@theacc.org

ACC STAFF DIRECTORY

4512 Weybridge Lane, Greensboro, NC 27407
336-854-8787

Commissioner
Jim Phillips, Ph.D.

Deputy Commissioners
Brad Hostetter, Chief of Internal Affairs
Ben Tario, Chief Financial Officer, Business & Legal Affairs
Amy Yakola, Chief of External Affairs

Senior Associate Commissioners
Kevin Best, Communications
Paul Brazeau, Men's Basketball
Tim Lynde, Brand Marketing
Mary McElroy, Women's Basketball
Jessica Rippey, Championships & SWA
Michael Strickland, Football

Associate Commissioners
Matt Burgemeister, Compliance & Governance
Scott McBurney, Advanced Media
Shelby McKay, Student-Athlete & Institutional Programs

Assistant Commissioners
Andy Fledderjohann, Communications
Brad Hecker, Women's Basketball
Brandon Neff, Championships

Supervisors of Officials
Dennis Hennigan, Football
Bryan Kersey, Men's Basketball
Debbie Williamson, Women's Basketball

Directors
Kelvin Anthony, Accounting & Finance
Adam Brockman, Information Technology
Marra Hvozdovic, Compliance
Brandon McGinnis, Communications
Donald Moore, Football
Kara Tyree, Men's Basketball Operations
Matt VanSandt, Championships
Steve "Slim" Vollinger, Advanced Media

Editorial & Content Manager
Steve Phillips, Communications

Graphic Designer
Martha Schwab, Graphic Designer
Ashley Popovich, Assistant Graphic Designer

Assistant Directors
Andrew Bacon, Advanced Media
Claudia Close, Communications
T.C. Gammons, Men's Basketball
Brittany Hill, Administration
Amanda Lewis, Brand Marketing
Jas Palmer, Championships and Football
Jared Romance, Championships
Ellen Stuart, Digital Media

Football & Basketball Video Director
Allen Franklin

Coordinators
Tracey Haith, Student-Athlete Programs, Compliance & Governance, Human Resources
Sofia Harper, Finance & Administration
Emily Watkins, Office Coordinator/Desktop Publishing

Intern
Kendyl Brooks, Basketball
Abby Hansen, Championships
Taylor Hawthorne, Digital/Communications

ACC COMMUNICATIONS STAFF

Kevin Best.....Sr. Associate Commissioner
kbest@theacc.org ..... 919-619-7020 (cell)

Andy Fledderjohann (**Men's Basketball Contact**)
.....Assistant Commissioner
afledder@theacc.org ..... 434-906-0075 (cell)

Steve Phillips .....Editorial & Content Manager
sphillips@theacc.org..... 336-369-1004

Brandon McGinnis ..... Director
bmcginnis@theacc.org 336-369-3713

Claudia Close .....Assistant Director
cclose@theacc.org..... 336-369-3744

WEEKLY ACC COACHES' ZOOM CALLS

The ACC head men's basketball coaches are scheduled to be featured on eight Zoom video conference calls during the 2022-23 season. The first call will take place on Monday, Jan. 9, 2023, and continue each Monday through Feb. 27. Each coach will have 10 minutes to take questions.

Coaches that have a Monday night game will not take part in that day's call. ACC Communications will send out each week's order of coaches prior to each call. **The log-in info will be distributed 24 hours prior to each call and also is available on request through ACC Communications.**

THEACC.COM

The Atlantic Coast Conference's official website – theACC.com – is the source for complete conference basketball information, including statistics, media notes and league archives. The media section of the website (theACC.com/media) offers additional information for use by members of the media.

ACC MEDIA PORTAL - NEW IN 2022-23

The ACC Media Portal has moved to a new service provider for the 2022-23 school year. The Conference will continue to provide video from a variety of press conferences and select ACC Championship footage throughout the athletic year. Game highlights from regular season football and basketball games will no longer be provided. Previous accounts to the ACC Media Portal will no longer be active.

If you are interested in access to the new ACC Media Portal, please contact Slim Vollinger (svollinger@theacc.org) to gain access and for additional information. The use of ACC Championship highlights provided through the ACC Media Portal remains subject to all restrictions as outlined in the ACC News Access Guidelines.

TABLE OF CONTENTS

Jim Phillips, Ph.D., ACC Commissioner 2
ACC "A Tradition of Excellence" 3-5
2022-23 ACC Composite Schedule 6-7
2021-22 in Review 8-10
2021-22 Statistics 11-12
ACC Home Courts & Attendance 13
ACC Tournament 14-15
NCAA Tournament 16-17
Team Pages 18-77
- Boston College...18-21
- Clemson.....22-25
- Duke 26-29
- Florida State.....30-33
- Georgia Tech.....34-37
- Louisville 38-41
- Miami.....42-45
- North Carolina....46-49
- NC State.....50-53
- Notre Dame.....54-57
- Pitt.....58-61
- Syracuse.....62-65
- Virginia 66-69
- Virginia Tech.....70-73
- Wake Forest.....74-77

Conference Champions 78
Year by Year 79
Yearly Summaries 80-114
- 1954 & 1955..... 80
- 1956 & 1957..... 81
- 1958 & 1959..... 82
- 1960 & 1961..... 83
- 1962 & 1963..... 84
- 1964 & 1965..... 85
- 1966 & 1967..... 86
- 1968 & 1969..... 87
- 1970 & 1971..... 88
- 1972 & 1973..... 89
- 1974 & 1975..... 90
- 1976 & 1977..... 91
- 1978 & 1979..... 92
- 1980 & 1981..... 93
- 1982 & 1983..... 94
- 1984 & 1985..... 95
- 1986 & 1987..... 96
- 1988 & 1989..... 97
- 1990 & 1991..... 98
- 1992 & 1993..... 99
- 1994 & 1995..... 100
- 1996 & 1997..... 101
- 1998 & 1999..... 102
- 2000 & 2001..... 103
- 2002 & 2003..... 104
- 2004 & 2005..... 105
- 2006 & 2007..... 106
- 2008 & 2009..... 107
- 2010 & 2011..... 108
- 2012 & 2013..... 109
- 2014 & 2015..... 110
- 2016 & 2017..... 111
- 2018 & 2019..... 112
- 2020 & 2021..... 113
- 2022 114

ACC Coaching Records 115-116
Postseason Honors 117
ACC Player of Year Records 118
All-ACC Totals 118
First-Team All-ACC by School 119
All-Freshman & All-Defensive Teams 120
All-Americans & National Honors 121-125
Academic All-ACC Honors 126-127
Players of the Week 128-133
NBA Draft 134
NBA Draft by Year 135-136
NBA Draft by School 137-139
Players in the Pros 140-146
NBA Honors & Leaders 147
Individual & Team Records 148-151
Individual Single-Game Records 152-153
Career Statistical Leaders 154-157
Miscellaneous Career Leaders 158-159
Triple-Double/Double-Double Leaders 160
Annual Individual Leaders 161-163
Annual Team Leaders 164-166
Top 10 Single Seasons 167
Freshman Superlatives 168-170
ACC Player Career Statistics 171-203
ACC in the NCAA Tournament 204-216
ACC in the NIT 217-218

Volume LXX, No. 1, published by the Office of the Commissioner of the Atlantic Coast Conference. Additional information is available, upon request, to accredited members of the media.

Edited by Andy Fledderjohann with assistance from Steve Phillips. A very special thanks to Brian Morrison for his years of extensive research and work on this publication. Additional thanks to John Prouty, Barry Jacobs, Ron Morris, Michael O'Hara, Ron Daniels and the late Al Featherston.

JIM PHILLIPS, PH.D COMMISSIONER

James J. Phillips, Ph.D., began his tenure as Atlantic Coast Conference Commissioner on February 1, 2021. The fifth commissioner in the history of the ACC, Phillips' resume consists of more than three decades in Division I athletics, a track record of tremendous achievement, a vision for the future of intercollegiate athletics and a passion for helping student-athletes achieve impact and success in competition, in the classroom and in their communities.

Long recognized as one of the leading voices in college athletics, Phillips was selected in August 2021 to serve on the 28-member NCAA Constitution Review Committee to identify the core principles that define college sports and propose a new governance model that allows for quicker change without sacrificing broader values.

Phillips is also one of two Power 5 commissioners named to the Division I Transformation Committee, which provides recommendations to the NCAA as it seeks to embrace forward-looking change amidst college sports' shifting landscape.

Since taking the reins as ACC Commissioner, Phillips has literally made his presence felt throughout the league. He attended 22 ACC football games in the fall of 2021, often finding his way to multiple stadiums in a single day. By the end of the 2021-22 academic year, he had traveled more than 100,000 miles in support of the league's 27 sponsored sports, including attendance at all or part of most ACC Championship events.

Phillips oversaw a broadcasting milestone last November with the announcement that Comcast would join in the distribution of ACC Network (ACCN) to its Xfinity customers. With the addition of Comcast, ACCN is now fully distributed with every major satellite, telco and digital provider across the country, and is available to nearly 90 million households.

Phillips has made programs and services in support of student-athletes a top priority.

The ACC's Committee for Racial and Social Justice (CORE- Champions of Racial Equity) continues its mission to promote and encourage inclusion, racial equity and social justice through education, partner- ships, engagement and advocacy.

The most recent CORE accomplishments include the creation and recognition of the inaugural UNITE Award winners, UNITY weeks during fall, winter and spring sports seasons, and mandatory staff education. The most recent summer was highlighted by the ACC Unity Tour to Selma and Montgomery, Alabama, the third weekend in July.

The Health and Safety Summit in May, held in partnership with the ACC Sports Medicine Association, allowed athletic trainers, team physicians, nutritionists, mental health professionals and others to collaborate and share best practices.

The ACC's Professional Academy, complete in June, saw more than 60 student-athlete come together for a four-week program focused on identifying core values, developing circles of influence, establishing effective communication and leadership skills, and charting career plans.

Phillips has also been a leader in enhancing ACC football interests, serving as a leader on the CFP Management Committee and overseeing the conference's move to a new scheduling model, beginning with the 2023 season.

Prior to being named ACC commissioner, Phil- lips served as the Combe Family Vice President for Athletics & Recreation at Northwestern University. He was named Northwestern's 21st director of intercollegiate athletics and recreation in April 2008. By 2012, Phillips was elevated by Northwestern President Morton Schapiro to the position of Combe Family Vice President for Athletics & Recreation, a title redirecting the campus-wide responsibilities of the role as well as its voice on the President's Senior Staff.

He was elected as the inaugural chair of the NCAA Division I Council in February 2015 and served as the first-ever sitting athletic director on the NCAA Board of Directors and Board of Governors. In March 2017, he was appointed to the NCAA Division I Men's Basketball Selection Committee. Phillips also served as a member of the NCAA Men's Basketball Oversight Committee, was appointed to the Fiesta Bowl Board of Directors in June 2018 and chaired the Big Ten TV/Media Committee. He twice served as a member of the Rose Bowl Management Committee and was honored as the 2018 Sports Business Journal Athletic Director of the Year for his leadership at Northwestern.

Phillips led Northwestern to elite status both on and off the playing fields. In competition, under his leadership, 10 of Northwestern's athletic programs won conference or

national championships, with the football team clinching the Big Ten West Division crown twice in the last three seasons of Phillips' tenure. Nine of Northwestern's 15 all-time football bowl appearances occurred with Phillips at the helm, as well as the school's first-ever berth in the NCAA Men's Basketball Tournament. During Phillips' final five years, Northwestern invested more than $500 million in new and renovated facilities, supported by record fundraising success.

Academically, Wildcats student-athletes surpassed 200 Academic All-Big Ten honorees in each of Phillips last 10 years, including a record 288 in 2019-20. Northwestern scored a 98 percent overall Graduation Success Rate (GSR) in 2020 data released by the NCAA -- a figure which led all FBS schools for the third con- secutive year –and finished in the Top-4 nationally in all 15 years the metric was released during his tenure.

Phillips' commitment to inclusiveness in athletics was recognized in 2019 when he was honored by the NCAA as a Champion of Diversity and Inclusion. The honor recognizes those who work to support under- represented communities among college athletics administrators. In 2020, Phillips announced the creation of a new senior leadership position, the Senior Associate A.D./Chief Diversity & Inclusion Officer, to lead the department's foundational commitment to a world-class experience for all Northwestern student-athletes. He also established senior staff positions for leaders in community relations, to focus staff and student- athlete service initiatives, and the Kabiller NU For Life professional development program.

Before arriving at Northwestern, Phillips held several leadership positions in major athletics programs, including director of athletics at Northern Illinois University (NIU) from 2004-08. Prior to NIU, Phillips served as associate director of athletics, then senior associate director of athletics for external affairs at the University of Notre Dame from 2000-04. Before that, he was assistant athletic director for annual giv- ing and major gifts at the University of Tennessee (1998-2000). Phillips began his career on the coaching side as a basketball team manager and student assistant at the University of Illinois. He went on to serve as a graduate assistant coach and later an assistant basketball coach at Arizona State University before transitioning to athletics administration work in 1997.

A Chicago native, and youngest of 10 children, Phillips earned a Ph.D. in education administration from the University of Tennessee, a master's degree in education from Arizona State University and an under- graduate degree from the University of Illinois. He and his wife, Laura, have five children: Luke, Madeline, Meredith, John and James.

THE TRADITION

Consistency. It is the mark of true excellence in any endeavor.

In today's intercollegiate athletics, competition is so balanced and so competitive that it is virtually impossible to maintain a high level of consistency. Yet the Atlantic Coast Conference has defied the odds.

Established in 1953, the ACC has long enjoyed the reputation as one of the strongest and most competitive intercollegiate conferences in the nation. And that is not mere conjecture, the numbers support it.

Through 69 years of competition, ACC schools have captured 173 NCAA team championships, including 87 in women's competition, 82 in men's sports and four in fencing. In addition, NCAA individual titles have gone to ACC student-athletes 197 times in men's competition and 177 times in women's action.

Since 2015, the ACC has won a combined seven national championships in football, men's basketball, women's basketball and baseball. The ACC is the only conference to win each of those four titles over that stretch.

MEN'S BASKETBALL

If success is best measured in terms of wins and losses, then the ACC is unrivaled in NCAA men's basketball annals. Eight of the last 20 NCAA Men's Basketball Championships have been won by teams currently competing in the ACC.

No conference has compiled a better NCAA Tournament record than the ACC. Since the inaugural tournament in 1939, league teams have posted an NCAA Tournament-best mark of 467-245 for a sterling .656 winning percentage on college basketball's biggest stage.

The 15 teams currently in the ACC have combined for 657 NCAA Tournament victories – more than any other conference.

Since 1985, the ACC has produced 31 Final Four teams, six more than any other conference. The ACC has had at least one Final Four team in 24 of the last 33 years.

Since the NCAA Tournament expanded to 64 teams in 1985, ACC teams have compiled a 363-188 (.659) record, including 100 Sweet 16 appearances and 54 Regional Final berths – all NCAA Tournament bests. Since 1985, just over half of the league teams (102-of-203) receiving NCAA berths have won at least two NCAA Tournament games.

Teams currently in the ACC have combined to win 17 NCAA Championships. North Carolina leads the way with six national titles, followed by Duke with five, Louisville two, NC State two, Syracuse one and Virginia one.

The Tar Heels claimed their sixth title in 2017, following championships in 1957, 1982, 1993, 2005 and 2009. Duke won NCAA titles in 1991, 1992, 2001, 2010 and 2015, while the Cardinals captured the crown in 1980 and 1986.

The Wolfpack earned national titles in 1974 and 1983, while the Orange claimed its national championship in 2003 and the Cavaliers captured their first crown in 2019.

The ACC has posted 10 or more NCAA Tournament wins 19 times and has finished .500 or better in 33 of the last 34 tournaments. In 2016, ACC teams combined to win an NCAA-record 19 NCAA Tournament games, eclipsing the previous mark of 18 set by the Big East in 1985.

In the five NCAA Tournaments from 2015-19, ACC teams combined to win an NCAA-record 74 Tournament games, bettering the previous mark of 65 set by the ACC between 2014-18. The ACC's 74 wins were 24 more than any other conference.

The ACC set an NCAA Tournament record in 2016 by having six teams reach the Sweet 16, breaking the previous record of five, set by the ACC in 2015 and the Big East in 2009. Since 2016, 23 ACC teams have reached the Sweet 16, most of any other conference.

Since 1981, the ACC has produced 52 consensus All-Americans – more than any other conference – and has accounted for 21.6% of the nation's consensus All-Americans (52-of-241).

This is a photo of the official announcement of the formation of the Atlantic Coast Conference, taken at Greensboro's Sedgefield Inn on May 8, 1953. A three-man liaison committee, shown above, informed Southern Conference President Max Farrington of the decision. Left to right were Dr. James T. Penny, faculty chairman of athletics at South Carolina (chairman); Edmund (Eddie) M. Cameron, athletics director at Duke (committee member); President Farrington; and Dr. H.A. Fisher, faculty athletics chairman at NC State (committee member).

Eight of the last 26 and 10 of the last 30 consensus National Players of the Year have been from the ACC. Since 1975, the ACC has had 17 consensus National Players of the Year – 10 more than any other conference. In addition, 10 of the ACC's 17 National Players of the Year have been unanimous selections.

During the 2021-22 season, 88 players from the current 15 ACC schools earned spots on NBA rosters, more than any other conference. In addition, over the past 13 years, 140 ACC players have made their NBA debuts, including an all-time high 19 during the 2019-20 season (previous high was 15 in 2006).

In the 2019 NBA Draft, the ACC led all conferences with 10 first-round picks and with 13 selections overall. The ACC matched the all-time conference record for first-round selections that it originally set in 2017, eclipsing the previous record of eight set by the ACC in 1995 and the SEC in 2012.

The ACC is the only conference to have had at least three first-round picks in each of the past 14 NBA Drafts. Since 2009 the ACC leads all conferences in both first-round selections (82) and overall selections (130).

In 2019, the ACC became the first league in history to have three of its teams - Duke (1), Virginia (2), North Carolina (3) - finish 1-2-3 in the final AP poll. The ACC has had least one team ranked in the top 10 of the final AP Poll in 61 of the last 62 seasons.

The ACC's current membership further enhances the league's reputation in college basketball. The 15 schools that comprise the ACC in 2022-23 have made 66 trips to the Final Four and have won 17 NCAA Championships, including three of the last seven. Current league members have won nearly 25,000 games and have had 821 NBA Draft picks, including 283 first-round selections.

All 15 league members have 1,000 or more all-time wins, including eight schools with 1,500 or more.

THE CHAMPIONSHIPS

The ACC conducts championship competition in all 27 sports – 13 for men and 14 for women.

The first ACC championship was held in swimming at North Carolina State University on February 25, 1954.

The 13 sports for men include football, cross country, soccer, basketball, fencing, swimming & diving, indoor and outdoor track & field, wrestling, baseball, tennis, and golf and lacrosse. Women's sports were initiated in 1977 with the first championship meet held in tennis October 6-8 at Wake Forest University. Championships for women are currently conducted in cross country, field hockey, soccer, basketball, fencing, swimming & diving, indoor and outdoor track & field, tennis, golf, lacrosse, softball and rowing, with volleyball deciding its champion by regular-season play. Men's lacrosse also determines its champion via regular-season competition.

The ACC's sports sponsorship is slated to grow to 28 (15 women, 13 men) with the addition of women's gymnastics in 2023-24. No Autonomy Five conference sponsors more than 28 sports, and the league's 27 sports for 2022-23 is the second most. The soon-to-be 15 women's sports will be the most of any peer conference.

2021-22 YEAR IN REVIEW

The conference completed championship competition in all 27 sports with 11 different schools claiming at least one conference crown. The ACC tied for first among all conferences with seven NCAA titles in 2021-22, and ACC student-athletes accounted for 20 individual national championships. The ACC has averaged more than four national team titles per year over the past quarter-century (104 in 25 years) and has won multiple NCAA titles in 38 of the past 41 years.

The ACC's seven national team titles in 2021-22 matched the league record first set in 2009-10.

Academically, the member institutions of the ACC again led the way among Power 5 conferences in the "Best Colleges" rankings released by US News & World Report. ACC member institutions combined for an average rank of 55, marking the 15th straight year that the ACC led all Power 5 conferences.

2021-22 National Championships

Women's Cross Country	NC State
Women's Soccer	Florida State
Men's Soccer	Clemson
Women's Swimming & Diving	Virginia
Fencing	Notre Dame
Men's Tennis	Virginia
Women's Lacrosse	North Carolina

A HISTORY

The Atlantic Coast Conference was founded on May 8, 1953, at the Sedgefield Inn near Greensboro, North Carolina with seven charter members – Clemson, Duke, Maryland, North Carolina, North Carolina State, South Carolina and Wake Forest – drawing up the conference by-laws.

The withdrawal of seven schools from the Southern Conference came early on the morning of May 8, 1953, during the Southern Conference's annual spring meeting. On June 14, 1953, the seven members met in Raleigh, North Carolina, where a set of bylaws was adopted, and the name became officially the Atlantic Coast Conference.

Suggestions from fans for the name of the new conference appeared in the region's newspapers prior to the meeting in Raleigh. Some of the names suggested were Dixie, Mid-South, Mid-Atlantic, East Coast, Seaboard, Colonial, Tobacco, Blue-Gray, Piedmont, Southern Seven and the Shoreline.

Duke's Eddie Cameron recommended that the name of the conference be the Atlantic Coast Conference, and the motion was passed unanimously. The meeting concluded with each member institution assessed $200.00 to pay for conference expenses.

On December 4, 1953, conference officials met again at Sedgefield and officially admitted Virginia as the league's eighth member. The first withdrawal of a school from the ACC came on June 30, 1971, when South Carolina tendered its resignation. The ACC operated with seven members until April 3, 1978, when Georgia Tech was admitted. The Atlanta school had withdrawn from the Southeastern Conference in January of 1964.

The ACC expanded to nine members on July 1, 1991, with the addition of Florida State.

ACC MEMBERSHIP CHRONOLOGY

May 8, 1953
The ACC is formed with Clemson College, Duke University, University of Maryland, University of North Carolina, North Carolina State College and Wake Forest College as charter members.

December 4, 1953
University of Virginia admitted as the league's eighth member.

June 30, 1971
University of South Carolina tenders resignation from league membership.

April 3, 1978
Georgia Institute of Technology admitted as the league's eighth member.

July 1, 1991
Florida State University admitted as the league's ninth member.

July 1, 2004
The conference expands to 11 members with the addition of Virginia Polytechnic Institute and State University and the University of Miami.

July 1, 2005
Boston College admitted as the league's 12th member.

July 1, 2013
The conference expands to 15 members with the addition of the University of Notre Dame, the University of Pittsburgh and Syracuse University.

June 30, 2014
University of Maryland tenders resignation from league membership.

July 1, 2014
University of Louisville admitted as the league's 15th member.

The 1957 North Carolina Tar Heels celebrate the ACC's first NCAA National Championship, defeating Kansas, 54-53, in three overtimes.

The conference expanded to 11 members on July 1, 2004, with the addition of Miami and Virginia Tech. On October 17, 2003, Boston College accepted an invitation to become the league's 12th member starting July 1, 2005.

The ACC added its 13th and 14th members on Sept. 18, 2011, when Pittsburgh and Syracuse accepted invitations to join the conference. The two schools officially joined the ACC on July 1, 2013. Notre Dame also officially joined the ACC on July 1, 2013, after announcing on Sept. 12, 2012 its intention to enter the league for competition in all sports but football, bringing the membership of the conference to 15. The Fighting Irish will play five games with ACC schools each year.

On July 1, 2014, Louisville entered the ACC on the same day Maryland withdrew, keeping the conference's membership at 15 institutions.

THE SCHOOLS

Boston College was founded in 1863 by the Society of Jesus to serve the sons of Boston's Irish immigrants and was the first institution of higher education to be founded in the city of Boston. Originally located on Harrison Avenue in the South End of Boston, the College outgrew its urban setting toward the end of its first 50 years. A new location was selected in Chestnut Hill and ground for the new campus was broken on June 19, 1909. During the 1940s, new purchases doubled the size of the main campus. In 1974, Boston College acquired Newton College of the Sacred Heart, 1.5 miles away. With 15 buildings on 40 acres, it is now the site of the Law School and residence halls. In 2004, BC purchased 43 acres of land from the archdiocese of Boston; this now forms the Brighton campus.

Clemson University was founded in 1889 through a bequest from Thomas Green Clemson, a Philadelphia-born, European-educated engineer who married John C. Calhoun's daughter, Anna, and settled at her family estate in South Carolina. To help rebuild the state's war-ravaged economy, Clemson left his home and fortune to the state of South Carolina to fund the science and research-oriented institution that bears his name. Located on the shores of Hartwell Lake with its own 16,000-acre forest, Clemson is known today for its focus on student success and engagement, its statewide land-grant mission and its unrelenting school spirit.

Duke University was founded in 1924 by tobacco magnate James B. Duke as a memorial to his father, Washington Duke. Originally the school was called Trinity College, a Methodist institution, started in 1859. In 1892, Trinity moved to west Durham where the east campus with its Georgian architecture now stands. Nearby are Sarah P. Duke gardens, and further west the Gothic spires of Duke chapel overlook the west campus.

Florida State University is one of 11 universities of the State University System of Florida. It was established as the Seminary West of the Suwannee by an act of the Florida Legislature in 1851, and first offered instruction at the post-secondary level in 1857. Its Tallahassee campus has been the site of an institution of higher education longer than any other site in the state. In 1905, the Buckman Act reorganized higher education in the state and designated the Tallahassee school as the Florida Female College. In 1909, it was renamed Florida State College for Women. In 1947, the school returned to a co-educational status, and the name was changed to Florida State University.

Next to I-85 in downtown Atlanta stands the **Georgia Institute of Technology**, founded in 1885. Its first students came to pursue a degree in mechanical engineering, the only one offered at the time. Tech's strength is not only the red clay of Georgia, but a restored gold and white 1930 model A Ford Cabriolet, the official mascot. The old Ford was first used in 1961, but a Ramblin' Wreck had been around for over three decades. The Ramblin' Wreck fight song appeared almost as soon as the school opened, and it is not only American boys that grow up singing its rollicking tune, for Richard Nixon and Nikita Khrushchev sang it when they met in Moscow in 1959.

The **University of Louisville** began to take shape on April 3, 1798, when eight men declared their intention to establish the Jefferson Seminary in Louisville and called upon their fellow citizens to join them in pledging funds for land, buildings, and teachers. These early Louisvillians took the first steps on a journey that would link them with succeeding generations to the modern University of Louisville in the twenty-first century. Today's University of Louisville has become known especially for teaching, research, and service to its community and the advancement of educational opportunity for all citizens thereof. With an enrollment of 21,000, its academic programs attract students from every state and from all over the world.

The **University of Miami** was chartered in 1925 by a group of citizens who felt an institution of higher learning was needed for the development of their young and growing community. Since the first class of 560 students enrolled in the fall of 1926, the University has expanded to more than 15,000 undergraduate and graduate students from every state and more than 114 nations from around the world. The school's colors, representative of the Florida orange tree, were selected in 1926. Orange symbolizes the fruit of the tree, green represents the leaves and white, the blossoms.

The **University of North Carolina**, located in Chapel Hill, has been called "the perfect college town," making its tree-lined streets and balmy atmosphere what a college should look and feel like. Its inception in 1795 makes it one of the oldest schools in the nation, and its nickname of Tar Heels stems from the tar pitch and turpentine that were the state's principal industry. The

nickname is as old as the school, for it was born during the Revolutionary War when tar was dumped into the streams to impede the advance of British forces.

North Carolina State University is located in the state capital of Raleigh. It opened in 1889 as a land-grant agricultural and mechanical school and was known as A&M or Aggies or Farmers for over a quarter-century. The school's colors of pink and blue were gone by 1895, brown and white were tried for a year, but the students finally chose red and white to represent the school. An unhappy fan in 1922 said State football players behaved like a pack of wolves, and the term that was coined in derision became a badge of honor.

The **University of Notre Dame** began late on the bitterly cold afternoon of November 26, 1842, when a 28-year-old French priest, Rev. Edward Sorin, C.S.C., and seven companions took possession of 524 snow-covered acres that the Bishop of Vincennes had given them in the Indiana mission fields. A man of lively imagination, Father Sorin named his fledgling school in honor of Our Lady, in his native tongue, "L'Université de Notre Dame du Lac" (The University of Our Lady of the Lake). On January 15, 1844, the University was thus officially chartered by the Indiana legislature

The **University of Pittsburgh** was founded as Pittsburgh Academy by Hugh Henry Brackenridge in 1787 and is one of the oldest institutions of higher education in the United States. Pitt researchers led by Jonas Salk developed the first polio vaccine in 1955, and Pitt surgeons have performed more than 17,000 organ transplants, making Pitt the world's transplantation capital. In 1932, a Pitt team led by Charles Glen King isolated and identified the chemical structure of vitamin C.

Syracuse University was founded during the Methodist State Convention in Syracuse, N.Y., in February of 1870. Measures were taken to raise $500,000 to endow the university, with the city of Syracuse subscribing $100,000. Rev. Jesse T Peck, who was elected president of the Syracuse University Board of Trustees, suggested purchasing 50 acres of farmland in southeastern Syracuse. The Board of Trustees of Syracuse University signed the University charter and certificate of incorporation on March 24, 1870, and the university's College of Liberal Arts opened in September of 1871.

The **University of Virginia** was founded in 1819 by Thomas Jefferson and is one of three things on his tombstone for which he wanted to be remembered. James Madison and James Monroe were on the board of governors in the early years. The Rotunda, a half-scale version of the Pantheon which faces the Lawn, is the focal point of the grounds as the campus is called. Jefferson wanted his school to educate leaders in practical affairs and public service, not just to train teachers.

Greensboro's King Cotton Hotel was the location of the ACC's first office from 1954 to 1966.

Virginia Tech was established in 1872 as an all-male military school dedicated to the original land-grant mission of teaching agriculture and engineering. The University has grown from a small college of 132 students into the largest institution of higher education in the state during its 132-year history. Located in Southwest Virginia on a plateau between the Blue Ridge and Allegheny Mountains, the campus consists of 334 buildings and 20 miles of sidewalks over 2,600 acres. The official school colors - Chicago maroon and burnt orange - were selected in 1896 because they made a "unique combination" not worn elsewhere at the time.

Wake Forest University was started on Calvin Jones' plantation amid the stately pine forest of Wake County in 1834. The Baptist seminary is still there, but the school was moved to Winston-Salem in 1956 on a site donated by Charles H. and Mary Reynolds Babcock. President Harry S. Truman attended the ground-breaking ceremonies that brought a picturesque campus of Georgian architecture and painted roofs. Wake's colors have been black and gold since 1895, thanks to a badge designed by student John Heck who died before he graduated.

SCHOOL AFFILIATIONS

BOSTON COLLEGE – Charter member of the Big East Conference in 1979; joined the ACC in July 2005.
CLEMSON – Charter member of the Southern Intercollegiate Athletic Association in 1894; a charter member of the Southern Conference in 1921; a charter member of the ACC in 1953.
DUKE – Joined the Southern Conference in December, 1928; charter member of the ACC in 1953.
FLORIDA STATE – Charter member of the Dixie Conference in 1948; joined the Metro Conference in July, 1976; joined the ACC July 1991.
GEORGIA TECH – Charter member of the Southern Intercollegiate Athletic Association in 1894; charter member of Southern Conference in 1921; charter member of the SEC in 1932; joined the ACC in April 1978.
LOUISVILLE – Joined Kentucky Intercollegiate Conference in 1925; charter member of Ohio Valley Conference in 1948; joined Missouri Valley Conference in 1964; charter member of Metro Conference in 1975; founding member of Conference USA in 1996; joined Big East Conference in 2005; joined American Athletic Conference in 2013; joined ACC in July 2014.
MIAMI – Charter member of the Big East Football Conference in 1991; joined the ACC in July 2004.
NORTH CAROLINA – Charter member of the Southern Intercollegiate Athletic Association in 1894; charter member of the Southern Conference in 1921; charter member of the ACC in 1953.
NC STATE – Charter member of the Southern Conference in 1921; charter member of the ACC in 1953.
NOTRE DAME – Joined the Big East Conference in 1995; joined the ACC on July 1, 2013.
PITT – Charter member of the EAC in 1975; joined the Big East Conference in 1982; joined the ACC on July 1, 2013.
SYRACUSE – Charter member of the Big East Conference in 1979; joined the ACC on July 1, 2013.
VIRGINIA – Charter member of the Southern Intercollegiate Athletic Association in 1894; charter member of the Southern Conference in 1921; resigned from Southern Conference in December 1936; joined the ACC in December 1953.
VIRGINIA TECH – Charter member of the Southern Conference in 1921; withdrew from the Southern Conference in June 1965; became a charter member of the Big East Football Conference in Feb. 5, 1991; joined the ACC in July 2004.
WAKE FOREST – Joined the Southern Conference in February 1936; charter member of the ACC in 1953.

ATLANTIC COAST CONFERENCE COMMISSIONERS

Jim Weaver
July 1, 1954 - July 11, 1970

Bob James
March 1, 1971 - May 12, 1987

Gene Corrigan
Sept. 1, 1987 - June 30, 1997

John Swofford
July 1, 1997 - Jan. 31, 2021

Jim Phillips
Feb. 1, 2021 - present

2022-23 ACC COMPOSITE SCHEDULE (as of 10/31)

Monday, November 7
Jacksonville @ Duke ACCN 7 PM
Stetson @ Florida State RSN 7 PM
The Citadel @ Clemson ACCNX 7 PM
Tenn.-Martin @ Pitt ACCNX 7 PM
Clayton State @ Georgia Tech ACCNX 7:30 PM
Lafayette @ Miami ACCNX 7:30 PM
Cornell @ Boston College ACCNX 8 PM
Austin Peay @ NC State ACCNX 8 PM
Fairfield @ Wake Forest ACCNX 8 PM
Lehigh @ Syracuse ACCNX 8 PM
UNCW @ North Carolina ACCN 9 PM
NC Central @ Virginia RSN 9 PM
Delaware State @ Virginia Tech ACCNX 9 PM

Wednesday, November 9
Bellarmine @ Louisville ACCN 9 PM

Thursday, November 10
Lehigh @ Virginia Tech ACCN 6 PM
Radford @ Notre Dame ACCN 8 PM

Friday, November 11
Detroit Mercy @ Boston College ACCNX 1 PM
USC Upstate @ Duke ACCN 6:30 PM
Coll of Charleston @ North Carolina RSN 7 PM
West Virginia @ Pitt ACCNX 7 PM
Campbell @ NC State ACCNX 7 PM
UNC Greensboro @ Miami ACCNX 7 PM
Florida State @ UCF ESPN+ 7 PM
Clemson @ South Carolina SECN+ 7 PM
Georgia @ Wake Forest ACCN 8:30 PM
Monmouth @ Virginia RSN 9 PM

Saturday, November 12
Wright State @ Louisville ACCNX 1 PM
Georgia Tech @ Georgia State ESPN+ 7 PM

Sunday, November 13
Youngstown St @ Notre Dame RSN 4 PM
William & Mary @ Virginia Tech RSN 6 PM

Monday, November 14
Maine @ Boston College ACCN 6 PM
Troy @ Florida State ACCNX 7 PM
Northern Iowa @ Virginia ACCN 8 PM

Tuesday, November 15
Appalachian St @ Louisville ACCN 6 PM
Colgate @ Syracuse RSN 7 PM
USC-Upstate @ Clemson ACCNX 7 PM
Florida A&M @ Miami ACCNX 7 PM
Utah Valley @ Wake Forest ACCNX 7 PM
Gardner-Webb @ North Carolina ACCN 8 PM
FIU @ NC State RSN 9 PM
Kansas vs Duke ESPN 9:30 PM
Champions Classic

Wednesday, November 16
Michigan vs Pitt ESPNU 6 PM
Legends Classic
Southern Indiana @ Notre Dame ACCN 8 PM
Gotham Classic

Thursday, November 17
Old Dominion vs Virginia Tech ESPN2 2 PM
Shriners Children's Charleston Classic
Northern Illinois @ Georgia Tech ACCN 8 PM
Arizona St./VCU vs Pitt ESPN2 7/9:30 PM
Legends Classic

Friday, November 18
La Salle vs Wake Forest CBSSN 2 PM
Jersey Mike's Jamaica Classic
Delaware @ Duke RSN 7 PM
Bellarmine @ Clemson ACCNX 7 PM
Lipscomb @ Notre Dame ACCNX 7 PM
Baylor vs Virginia ESPN2 7 PM
Las Vegas Roman Main Event
Florida @ Florida State ACCN 8 PM
George Mason vs Boston College ESPN3 8 PM
U.S. Virgin Islands Paradise Jam
Furman/Penn St vs Virginia Tech ESPN2/U TBA
Shriners Children's Charleston Classic

Saturday, November 19
Providence vs Miami ESPNNews 4 PM
Hall of Fame Tip-Off
Elon @ NC State ACCNX TBA
Northeastern @ Syracuse ACCNX TBA

Saturday, November 19 or Sunday, November 20
Belmont/Tarleton St vs Boston Coll. ESPN3 5:45/8 PM
U.S. Virgin Islands Paradise Jam

Sunday, November 20
James Madison @ North Carolina ACCN Noon
Alabama State @ Pitt ACCNX 2 PM
Illinois/UCLA vs Virginia ESPN TBA
Las Vegas Roman Main Event
Saint Louis/Maryland vs Miami ESPN/2/U TBA
Hall of Fame Tip-Off
LMU/Georgetown vs Wake Forest CBSSN TBA
Jersey Mike's Jamaica Classic
TBD vs Virginia Tech TBA
Shriners Children's Charleston Classic

Monday, November 21
Arkansas vs Louisville ESPN2 5 PM
Maui Jim Invitational
Utah vs Georgia Tech FS1 6 PM
Fort Myers Tipoff
Mercer @ Florida State ACCN 6:30 PM
Loyola, Md. @ Clemson ACCNX 7 PM
Emerald Coast Classic
Richmond vs Syracuse ESPN2 7 PM
Empire Classic
Bellarmine @ Duke ACCN 8:30 PM
TBD vs Boston College ESPN3 TBA
U.S. Virgin Islands Paradise Jam

Tuesday, November 22
Creighton/Texas Tech vs Louisville ESPN/2 2:30/8 PM
Maui Jim Invitational
Bowling Green @ Notre Dame ACCN 6:30 PM
Gotham Classic
Fairleigh Dickinson @ Pitt ACCN 8:30 PM
Temple/St. John's vs Syracuse ESPN2 7/9:30 PM
Empire Classic

Wednesday, November 23
Kansas vs NC State ESPN Noon
Battle 4 Atlantis
St. Francis, NY @ Miami ACCN 6:30 PM
SC State @ Wake Forest ACCN 8:30 PM
Miss. St./Marquette vs Georgia Tech FS1 6/8:30 PM
Fort Myers Tipoff
TBD vs Louisville TBA
Maui Jim Invitational

Thursday, November 24
Siena vs Florida State ESPN2 11 AM
ESPN Events Invitational
Dayton/Wisconsin vs NC State ESPN/News 11A/4PM
Battle 4 Atlantis
Portland vs North Carolina ESPN 1 PM
PK85 Invitational
Oregon State vs Duke ESPN 3 PM
PK85 Legacy

Friday, November 25
Ole Miss/Stanford vs Florida State E2/News 11A/1:30P
ESPN Events Invitational
Florida/Xavier vs Duke ESPN/2/U 12/2:30 PM
PK85 Legacy
Iowa St/Villanova vs North Carolina ESPN/U 3/5:30 PM
PK85 Invitational
St. Bonaventure vs Notre Dame 4 PM
Gotham Classic
UMES @ Virginia ACCN 6 PM
Iowa vs Clemson CBSSN 7 PM
Emerald Coast Classic
William & Mary @ Pitt ACCNX 7 PM
Charleston So. @ Virginia Tech ACCN 8 PM
TBD vs NC State TBA
Battle 4 Atlantis

Saturday, November 26
California/TCU vs Clemson 3/6 PM
Emerald Coast Classic
North Alabama @ Georgia Tech ACCNX 4 PM
Bryant @ Syracuse ACCNX 7 PM
Hampton @ Wake Forest ACCNX TBA

Sunday, November 27
Rhode Island @ Boston College ACCN Noon
Miami @ UCF ESPNU 5 PM
TBD vs North Carolina TBA
PK85 Invitational
TBD vs Duke TBA
PK85 Legacy
TBD vs Florida State TBA
ESPN Events Invitational

ACC/BIG TEN CHALLENGE
Monday, November 28, 2022
Minnesota @ Virginia Tech ESPN2 7 PM
Pitt @ Northwestern ESPN2 9 PM

ACC/BIG TEN CHALLENGE
Tuesday, November 29
Penn State @ Clemson ESPNU 7 PM
Maryland @ Louisville ESPN/2 7/7:30 PM
Syracuse @ Illinois ESPN/2 7/7:30 PM
Georgia Tech @ Iowa ESPNU 9 PM
Wake Forest @ Wisconsin ESPN2 9 PM
Virginia @ Michigan ESPN 9:30 PM

William & Mary @ NC State ACCNX 7 PM

ACC/BIG TEN CHALLENGE
Wednesday, November 30
Rutgers @ Miami ESPNU 7:15 PM
Ohio State @ Duke ESPN 7:15 PM
Purdue @ Florida State ESPN2 7:15 PM
Michigan State @ Notre Dame ESPN2 9:15 PM
North Carolina @ Indiana ESPN 9:15 PM
Boston College @ Nebraska ESPNU 9:15 PM

Friday, December 2
Pitt @ NC State ACCN 7 PM
Wake Forest @ Clemson RSN 7 PM
Northeastern @ Georgia Tech ACCNX 7:30 PM

Saturday, December 3
Syracuse @ Notre Dame ESPN2 Noon
Florida State @ Virginia ESPN2 2 PM
Boston College @ Duke ACCN 4 PM

Sunday, December 4
Miami @ Louisville ACCN 1 PM
North Carolina @ Virginia Tech ACCN 3 PM

Tuesday, December 6
Oakland @ Syracuse ACCN 6 PM
Georgia @ Georgia Tech ESPN2 7 PM
New Hampshire @ Boston College ACCNX 7 PM
Coppin State @ NC State RSN 7 PM
James Madison @ Virginia ACCN 8 PM
Iowa vs Duke ESPN 9:30 PM
Jimmy V Classic

Wednesday, December 7
Cornell @ Miami RSN 7 PM
Boston U. @ Notre Dame ACCNX 7 PM
Dayton @ Virginia Tech ACCN 8 PM
Towson @ Clemson RSN 9 PM
Pitt @ Vanderbilt

Saturday, December 10
Georgetown @ Syracuse ABC 1 PM
Louisville @ Florida State ACCN 1 PM
NC State @ Miami RSN 2 PM
LSU vs Wake Forest ESPNU 2 PM
Holiday Hoopsgiving
Georgia Tech @ North Carolina ESPN 3:15 PM
Sacred Heart @ Pitt ACCN 3:30 PM
Villanova vs Boston College FOX 5 PM
Never Forget Classic
UMES @ Duke ACCN 5:30 PM
Loyola-Chicago vs Clemson ACCN 7:30 PM
Holiday Hoopsgiving

Sunday, December 11
Oklahoma State vs Virginia Tech ESPN2 2 PM
Hall of Fame Invitational
Marquette @ Notre Dame ESPN2 4 PM

Monday, December 12
Monmouth @ Syracuse ACCN 7 PM

Tuesday, December 13
Furman @ NC State ACCN 6:30 PM
The Citadel @ North Carolina ESPN2 7 PM
Stonehill College @ Boston College ACCNX 7 PM
USC-Upstate @ Florida State ACCN 8:30 PM

Wednesday, December 14
Appalachian St. @ Wake Forest ACCN 7 PM
Western Ky. @ Louisville ESPN2 9 PM

Saturday, December 17
St. Francis, Pa. @ Miami RSN Noon
Wake Forest @ Rutgers BTN Noon
North Florida @ Pitt ACCN 1 PM
Florida A&M @ Louisville RSN 2 PM
Houston @ Virginia ESPN2 2 PM
Alabama State @ Georgia Tech ACCNX 2 PM
St. John's vs Florida State Bally 2:30 PM
Orange Bowl Classic
Cornell @ Syracuse ACCN 3 PM
Ohio State vs North Carolina CBS 3 PM
CBS Sports Classic

2022-23 COMPOSITE SCHEDULE (as of 10/31)

Grambling	@	Virginia Tech	RSN	4 PM
Richmond	vs	Clemson	ACCNX	7 PM
Greenville Winter Invitational				
Vanderbilt	vs	NC State		10:30 PM
Legends of Basketball Showcase				

Sunday, December 18

Georgia	vs	Notre Dame	ESPN2	5:30 PM
Holiday Hoopsgiving				

Tuesday, December 20

Lipscomb	@	Louisville	ACCNX	6 PM
Duke	@	Wake Forest	ACCN	6:30 PM
Virginia	@	Miami	ACCN	8:30 PM
Pitt	@	Syracuse	ESPNU	9 PM

Wednesday, December 21

Virginia Tech	@	Boston College	ACCN	6:30 PM
Michigan	vs	North Carolina	ESPN	7 PM
Jumpman Invitational				
Clemson	@	Georgia Tech	ESPN2	7:30 PM
Notre Dame	@	Florida State	ACCN	8:30 PM

Thursday, December 22

Louisville	@	NC State	ACCN	7 PM

Tuesday, December 27

Jacksonville	@	Notre Dame	ACCN	7 PM

Wednesday, December 28

Albany	@	Virginia	ACCN	6 PM
Vermont	@	Miami	ACCN	8 PM

Friday, December 30

North Carolina	@	Pitt		TBA
NC State	@	Clemson		TBA
Miami	@	Notre Dame		TBA

Saturday, December 31

Louisville	@	Kentucky	CBS	Noon
Virginia Tech	@	Wake Forest	RSN	Noon
Florida State	@	Duke	ESPN2	2 PM
Virginia	@	Georgia Tech	ACCN	TBA
Boston College	@	Syracuse		TBA

Tuesday, January 3

Syracuse	@	Louisville	ESPN/2/U	7 PM
Notre Dame	@	Boston College	ACCN	7 PM
Virginia	@	Pitt	ACCN	9 PM

Wednesday, January 4

Miami	@	Georgia Tech	RSN	7 PM
Duke	@	NC State	ACCN	7 PM
Wake Forest	@	North Carolina	ACCN	9 PM
Clemson	@	Virginia Tech	ESPN/2/U	9 PM

Saturday, January 7

Notre Dame	@	North Carolina	ESPN2	11:30 AM
Duke	@	Boston College	ACCN	1 PM
Georgia Tech	@	Florida State	RSN	1 PM
Wake Forest	@	Louisville	ACCN	3 PM
Clemson	@	Pitt	ESPNU	4 PM
Syracuse	@	Virginia	ACCN	5 PM
NC State	@	Virginia Tech	RSN	7:30 PM

Tuesday, January 10

Georgia Tech	@	Notre Dame	ACCN	7 PM
North Carolina	@	Virginia	ESPN/2	9 PM

Wednesday, January 11

Boston College	@	Miami	ESPN/2/U	7 PM
Pitt	@	Duke	ACCN	7 PM
Virginia Tech	@	Syracuse	RSN	7 PM
Louisville	@	Clemson	RSN	9 PM
Florida State	@	Wake Forest	ACCN	9 PM

Saturday, January 14

Miami	@	NC State	RSN	Noon
North Carolina	@	Louisville	ESPN	2 PM
Pitt	@	Georgia Tech	ACCN	3 PM
Virginia	@	Florida State	ESPN/2	4 PM
Duke	@	Clemson	ACCN	5 PM
Notre Dame	@	Syracuse	ACCN	7 PM
Wake Forest	@	Boston College	ESPN2/U	8 PM

Monday, January 16

Syracuse	@	Miami	ACCN	7 PM

Tuesday, January 17

Boston College	@	North Carolina	RSN	7 PM
Florida State	@	Notre Dame	ESPN/2/U	7 PM
NC State	@	Georgia Tech	ACCN	7 PM
Clemson	@	Wake Forest	RSN	9 PM

Wednesday, January 18

Pitt	@	Louisville	ACCN	7 PM
Virginia Tech	@	Virginia	ESPN/2/U	7 PM

Saturday, January 21

Miami	@	Duke	ESPN	Noon
Syracuse	@	Georgia Tech	RSN	Noon
Boston College	@	Notre Dame	RSN	2 PM
Virginia	@	Wake Forest	ESPN2/U	2 PM
Florida State	@	Pitt	ACCN	3 PM
NC State	@	North Carolina	ACCN	5 PM
Virginia Tech	@	Clemson	ESPN/2/U	6 PM

Monday, January 23

Duke	@	Virginia Tech	ESPN	7 PM

Tuesday, January 24

Miami	@	Florida State	ESPN/2/U	7 PM
Notre Dame	@	NC State	ACCN	7 PM
Georgia Tech	@	Clemson	ACCN	9 PM
North Carolina	@	Syracuse	ESPN	9 PM

Wednesday, January 25

Wake Forest	@	Pitt	ACCN	7 PM
Louisville	@	Boston College	ACCN	9 PM

Saturday, January 28

Boston College	@	Virginia	RSN	Noon
Louisville	@	Notre Dame	ESPN/2	Noon
NC State	@	Wake Forest	ACCN	1 PM
Duke	@	Georgia Tech	ACCN	3 PM
Miami	@	Pitt	ESPNU	4 PM
Clemson	@	Florida State	ACCN	5 PM
Syracuse	@	Virginia Tech	ACCN	7 PM

Monday, January 30

Virginia	@	Syracuse	ESPN	7 PM

Tuesday, January 31

Clemson	@	Boston College	ACCN	7 PM
Wake Forest	@	Duke	ESPN/2	7 PM
Virginia Tech	@	Miami	ESPNU	7 PM

Wednesday, February 1

Georgia Tech	@	Louisville	RSN	7 PM
Pitt	@	North Carolina	ACCN	7 PM
Florida State	@	NC State	ACCN	9 PM

Saturday, February 4

Virginia	@	Virginia Tech	ESPN/2/U	Noon
Wake Forest	@	Notre Dame	RSN	1 PM
Georgia Tech	@	NC State	ACCN	1 PM
Florida State	@	Louisville	ESPN/2/U	2 PM
Miami	@	Clemson	ACCN	3 PM
Syracuse	@	Boston College	ACCN	5 PM
North Carolina	@	Duke	ESPN	6:30 PM

Monday, February 6

Duke	@	Miami	ESPN	7 PM

Tuesday, February 7

North Carolina	@	Wake Forest	ESPN/2	7 PM
Louisville	@	Pitt	ACCN	7 PM
NC State	@	Virginia	ACCN	9 PM

Wednesday, February 8

Notre Dame	@	Georgia Tech	RSN	7 PM
Boston College	@	Virginia Tech	ACCN	7 PM
Syracuse	@	Florida State	ESPN/2/U	7 PM

Saturday, February 11

NC State	@	Boston College	RSN	Noon
Pitt	@	Florida State	ESPN2/U	Noon
Clemson	@	North Carolina	ESPN/2	2 PM
Virginia Tech	@	Notre Dame	RSN	2 PM
Duke	@	Virginia	ESPN/2	4 PM
Georgia Tech	@	Wake Forest	ACCN	5 PM
Louisville	@	Miami	ACCN	7 PM

Monday, February 13

Miami	@	North Carolina	ESPN	7 PM

Tuesday, February 14

Notre Dame	@	Duke	ESPN/2	7 PM
NC State	@	Syracuse	ACCN	7 PM
Boston College	@	Pitt	ACCN	9 PM

Wednesday, February 15

Florida State	@	Clemson	RSN	7 PM
Virginia	@	Louisville	ESPN/2/U	7 PM
Virginia Tech	@	Georgia Tech	ACCN	7 PM

Saturday, February 18

Boston College	@	Florida State	RSN	Noon
Notre Dame	@	Virginia	ESPN/2/U	Noon
Wake Forest	@	Miami	RSN	2 PM
Florida Tech	@	Georgia Tech	ACCNX	2 PM
Pitt	@	Virginia Tech	ACCN	5 PM
Duke	@	Syracuse	ESPN	6 PM
Clemson	@	Louisville	ACCN	7 PM

Sunday, February 19

North Carolina	@	NC State	ESPN	1 PM

Monday, February 20

Louisville	@	Duke	ESPN	7 PM

Tuesday, February 21

Georgia Tech	@	Pitt	ESPN/2/U/ACCN	7 PM
Miami	@	Virginia Tech	ESPN/2/U/ACCN	7 PM

Wednesday, February 22

Syracuse	@	Clemson	ACCN	7 PM
Virginia	@	Boston College	RSN	7 PM
North Carolina	@	Notre Dame	ESPN/2	9 PM
Wake Forest	@	NC State	RSN	9 PM

Saturday, February 25

Clemson	@	NC State	RSN	Noon
Louisville	@	Georgia Tech	RSN	2 PM
Florida State	@	Miami	ESPN/2	2/4 PM
Syracuse	@	Pitt	ACCN	5 PM
Notre Dame	@	Wake Forest	ACCN	7 PM
Virginia	@	North Carolina	ESPN	6/8 PM
Virginia Tech	@	Duke	ESPN	6/8 PM

Monday, February 27

North Carolina	@	Florida State	ESPN	7 PM

Tuesday, February 28

Boston College	@	Wake Forest	ESPNU	7 PM
Clemson	@	Virginia	ACCN	7 PM
Georgia Tech	@	Syracuse	RSN	7 PM
NC State	@	Duke	ESPN/2	7 PM
Virginia Tech	@	Louisville	ACCN	9 PM

Wednesday, March 1

Pitt	@	Notre Dame	ESPN/2/U	7 PM

Saturday, March 4

Florida State	@	Virginia Tech	ESPN/2	12/2/4 PM
Louisville	@	Virginia	ESPN/2	12/2/4 PM
Georgia Tech	@	Boston College	ESPNU	2:30 PM
Wake Forest	@	Syracuse	RSN	5 PM
Pitt	@	Miami	ACCN	6 PM
Duke	@	North Carolina	ESPN	6:30 PM
Notre Dame	@	Clemson	ACCN	8 PM

70th Annual New York Life ACC Tournament
Greensboro Coliseum, Greensboro, N.C.

Tuesday, March 7 (First Round)

Game 1	13 seed vs 12 seed	ACCN	2 PM
Game 2	15 seed vs 10 seed	ACCN	4:30 PM
Game 3	14 seed vs 11 seed	ACCN	7 PM

Wednesday, March 8 (Second Round)

Game 4	9 seed vs 8 seed	ESPN	Noon
Game 5	Winner Gm 1 vs 5 seed	ESPN	2:30 PM
Game 6	Winner Gm 2 vs 7 seed	ESPN2/U	7 PM
Game 7	Winner Gm 3 vs 6 seed	ESPN2/U	9:30 PM

Thursday, March 9 (Quarterfinals)

Game 8	Winner Gm 4 vs 1 seed	ESPN/2	Noon
Game 9	Winner Gm 5 vs 4 seed	ESPN/2	2:30 PM
Game 10	Winner Gm 6 vs 2 seed	ESPN/2	7 PM
Game 11	Winner Gm 7 vs 3 seed	ESPN/2	9:30 PM

Friday, March 10 (Semifinals)

Game 12	Winners Gms 9 vs 8	ESPN/2	7 PM
Game 13	Winners Gms 11 vs 10	ESPN/2	9:30 PM

Saturday, March 11 (Championship)

Game 14	Winners Gms 12 vs 13	ESPN	8:30 PM

Game times/network designations are subject to change. All times Eastern.

Bally Sports Florida, Bally Sports Midwest, Bally Sports South, Bally Sports Southeast, Bally Sports Sun, Marquee, MASN, NESN and YES Network are the regional television partners (RSN) for 2022-23.

FINAL 2021-22 ACC STANDINGS

	Final Ranking		ACC GAMES						OVERALL							
Team	AP	USA	W-L	Pct.	H	A	For	Opp	W-L	Pct.	H	A	N	For	Opp	Strk
Duke^	9	3	16-4	.800	7-3	9-1	77.20	66.90	32-7	.821	15-3	9-2	8-2	80.05	67.77	L1
Notre Dame	-	rv	15-5	.750	9-1	6-4	72.65	66.95	24-11	.686	14-1	7-5	3-5	72.57	67.11	L1
North Carolina	rv	2	15-5	.750	8-2	7-3	78.60	72.85	29-10	.744	15-2	8-3	6-5	77.90	71.28	L1
Miami	-	16	14-6	.700	6-4	8-2	75.80	70.90	26-11	.703	10-5	10-2	6-4	73.95	70.35	L1
Wake Forest			13-7	.650	8-2	5-5	78.60	71.05	25-10	.714	18-2	5-6	2-2	78.54	70.06	L1
Virginia			12-8	.600	6-4	6-4	63.65	63.10	21-14	.600	11-7	7-6	3-1	62.40	60.11	L1
Virginia Tech*	rv	rv	11-9	.550	6-4	5-5	68.05	65.05	23-13	.639	11-4	7-6	5-3	70.81	62.81	L1
Florida State			10-10	.500	6-4	4-6	68.85	73.20	17-14	.548	11-4	4-8	2-2	71.00	71.94	L1
Syracuse			9-11	.450	6-4	3-7	74.65	74.15	16-17	.485	11-5	3-8	2-4	77.36	75.06	L1
Clemson			8-12	.400	5-5	3-7	69.30	70.05	17-16	.515	11-5	3-8	3-3	71.73	68.45	L1
Louisville			6-14	.300	4-6	2-8	65.70	73.05	13-19	.406	8-8	2-10	3-1	67.31	70.09	L1
Pitt			6-14	.300	4-6	2-8	62.55	70.25	11-21	.344	8-11	3-9	0-1	61.53	68.06	L5
Boston College			6-14	.300	4-6	2-8	66.25	71.65	13-20	.394	9-7	2-10	2-3	66.94	68.12	L1
Georgia Tech			5-15	.250	3-7	2-8	65.95	73.10	12-20	.375	9-9	3-8	0-3	68.59	70.75	L1
NC State			4-16	.200	1-9	3-7	71.00	76.55	11-21	.344	7-10	3-7	1-4	73.00	75.59	L5

**ACC Champion; ^ACC Regular-Season Champion*

• Five ACC teams earned NCAA Tournament bids – Duke, Miami, North Carolina, Notre Dame and Virginia Tech. Four won at least two games, with Duke, Miami and North Carolina each reaching the Elite Eight.

• Duke and North Carolina reached the Final Four, marking the seventh time ACC teams have comprised half of the Men's Final Four field.

• The Duke-North Carolina matchup in the semifinals was the fourth between ACC teams in the Men's Final Four.

• The ACC's five participants were 14-5 (73.7%) in the 2022 NCAA Tournament – the most wins of any league and best winning percentage of any multi-bid league. The ACC leads all conferences with 10 or more wins in 18 different NCAA Tournaments.

• With North Carolina reaching the title game, the ACC had a team in the NCAA championship game for the fifth time in the last seven tournaments and 28 times in tournament history.

• The ACC has had seven different schools (10 total) make the Sweet 16 in the last three tournaments – both totals were the most of any conference.

• Current ACC members own 657 wins and a 65.7% winning percentage in NCAA Tournament history. Both totals are tops among all conferences.

• Since 1985, nearly half of the ACC teams which earned NCAA Tournament bids have reached the Sweet 16 (100 of 204).

• Since the NCAA began allowing an unlimited number of at-large teams from any conference in 1980, the ACC has had a winning record in the tournament 40 times (42 total tournaments), most of any league.

• North Carolina finished No. 2 in the final Coaches poll and was followed by Duke (3) and Miami (t16).

• Duke (16-4 in ACC play) won its first ACC regular-season title since the 2009-10 season and was the top seed in the ACC Men's Basketball Tournament in Brooklyn.

• Duke head coach Mike Krzyzewski concluded his legendary career, retiring following the season. He retired with five national titles and a college basketball-record 1,202 wins, including a record 101 in the NCAA Tournament, over the course of his 47-year career (42 at Duke).

• Wake Forest guard Alondes Williams was selected ACC Player of the Year, becoming the first Demon Deacon to win the award since 2003 (Josh Howard).

• Wake Forest head coach Steve Forbes won ACC Coach of the Year honors, the first at Wake since Skip Prosser in 2003. With a 19-win differential from Forbes' first year to his second, Wake had one of the largest improvements from year to year in NCAA history.

• UNC's Armando Bacot led the nation and set an ACC record with 31 double-doubles in the 2021-22 season (Tim Duncan, 29, 1997). Bacot (16.3 ppg, 13.1 rpg) was one of only three power conference players nationally to average a double-double during the 2021-22 campaign.

• Bacot (13.1 rpg) was third nationally in rebounding. His average of 14.3 rpg in ACC play was the highest since Wake Forest's Tim Duncan (14.9) in 1997.

• Fifty-five of the 150 ACC regular-season contests (36.7%) were determined by five points or fewer or overtime, with 34 decided by one possession/OT. Eighty-four of the 150 ACC games (56%) were within five points in the final five minutes.

• Home teams went 83-67 (55.3%) in ACC play, the lowest win percentage for home teams in ACC play since 1987 (53.6%) and the fifth lowest in league history.

• Duke freshman forward Paolo Banchero was a consensus second-team All-American.

• In the latest NCAA Graduation Success Rate report, Clemson, Duke, Florida State, Miami, North Carolina, Syracuse, Virginia and Wake Forest posted GSR scores of 100. Nine ACC men's basketball teams earned higher than the Division I basketball GSR average.

• The ACC led all conferences with 89 alumni on NBA Opening Night rosters. That was the most of any conference. Duke led all ACC programs with 24, while North Carolina had 12 and Florida State and Virginia each had eight.

• Seven ACC standouts were selected in the 2022 NBA Draft on June 30, including six in the first round, the most of any league.

• The ACC's draft contingent was led by Duke freshman forward Paolo Banchero, who was the No. 1 overall selection by the Orlando Magic. Banchero is the ACC's 12th NBA No. 1 draft pick, most of any conference.

Round/Selection, Player (School), NBA Team
1/1, Paolo Banchero (Duke), Orlando
1/15, Mark Williams (Duke), Charlotte
1/16, AJ Griffin (Duke), Atlanta
1/19, Jake LaRavia (Wake Forest), Minnesota (traded to Memphis)
1/25, Blake Wesley (Notre Dame), San Antonio
1/26, Wendell Moore Jr. (Duke), Houston (traded to Minnesota)
2/42, Trevor Keels (Duke), New York

2022 ALL-ACC INDIVIDUAL HONORS

PLAYER OF THE YEAR

Name	School	Votes
Alondes Williams	Wake Forest	41
Armando Bacot	North Carolina	31
Paolo Banchero	Duke	6

ROOKIE OF THE YEAR

Paolo Banchero	Duke	72
Blake Wesley	Notre Dame	4
Terquavion Smith	NC State	1
Trevor Keels	Duke	1

DEFENSIVE PLAYER OF THE YEAR

Mark Williams	Duke	46
Reece Beekman	Virginia	20
Leaky Black	North Carolina	7
Wendell Moore Jr.	Duke	3
Charlie Moore	Miami	2

MOST IMPROVED PLAYER

Dereon Seabron	NC State	33
PJ Hall	Clemson	28
Mark Williams	Duke	4
John Hugley	Pitt	4
Dane Goodwin	Notre Dame	3
Jesse Edwards	Syracuse	2
Wendell Moore Jr.	Duke	2
James Karnik	Boston College	1
RJ Davis	North Carolina	1

SIXTH MAN OF THE YEAR

Matthew Cleveland	Florida State	52
El Ellis	Louisville	6
Anthony Walker	Miami	6
Khadim Sy	Wake Forest	6
Kadin Shedrick	Virginia	5
Quinten Post	Boston College	2
Cam Hayes	NC State	1

COACH OF THE YEAR

Steve Forbes	Wake Forest	40
Mike Krzyzewski	Duke	19
Mike Brey	Notre Dame	13
Jim Larrañaga	Miami	3
Mike Young	Virginia Tech	1
Hubert Davis	North Carolina	1
Tony Bennett	Virginia	1

ALL-ACC DEFENSIVE TEAM

Mark Williams	Duke	77
Reece Beekman	Virginia	69
Leaky Black	North Carolina	55
Charlie Moore	Miami	45
Wendell Moore Jr.	Duke	33

ALL-ROOKIE TEAM

Paolo Banchero	Duke	77
Terquavion Smith	NC State	73
Blake Wesley	Notre Dame	72
AJ Griffin	Duke	66
Trevor Keels	Duke	50

2022 ALL-ACC TEAMS

FIRST TEAM

Name	School	Points
Armando Bacot	North Carolina	380
Alondes Williams	Wake Forest	373
Paolo Banchero	Duke	372
Kameron McGusty	Miami	315
Buddy Boeheim	Syracuse	241

SECOND TEAM

Name	School	Points
Keve Aluma	Virginia Tech	192
Dereon Seabron	NC State	166
Wendell Moore Jr.	Duke	161
Blake Wesley	Notre Dame	148
Jake LaRavia	Wake Forest	147

THIRD TEAM

Name	School	Points
Dane Goodwin	Notre Dame	131
Mark Williams	Duke	119
Isaiah Wong	Miami	119
Jayden Gardner	Virginia	106
Michael Devoe	Georgia Tech	105

HONORABLE MENTION

Name	School	Points
Caleb Love	North Carolina	84
PJ Hall	Clemson	72
John Hugley	Pitt	54
Charlie Moore	Miami	42
Brady Manek	North Carolina	38
Kihei Clark	Virginia	22
AJ Griffin	Duke	22
Paul Atkinson Jr.	Notre Dame	20
Terquavion Smith	NC State	15
Reece Beekman	Virginia	15

Note: *All-ACC Team points are determined on a 5-3-1 system (five points for first team, three points for second team, one point for third team).*

NC STATE'S SEABRON POSTS ACC'S MOST IMPROVED SCORING AVERAGE

• NC State sophomore guard Dereon Seabron increased his scoring average by an ACC-best 12.1 ppg during the 2021-22 season.

• After averaging 5.2 ppg during his freshman season, he exploded in 2021-22 and averaged 17.3 ppg, which ranked fifth among all ACC players.

• Seabron earned Second-Team All-ACC honors and was selected as the 2022 ACC Most Improved Player.

2021-22 ACC Most Improved Scoring Averages

Player, School	2022	2021	Imp.
1. Dereon Seabron, So., NCSU	17.3	5.2	+12.1
2. PJ Hall, So., Clemson	15.5	3.5	+12.0
3. Jesse Edwards, Jr., Syr.	12.0	1.9	+10.1
4. John Hugley, So., Pitt	14.8	5.1	+9.7
5. Darius Maddox, So., VT	6.4	0.8	+5.6

(50% of team's games played)

VIRGINIA TECH WINS FIRST ACC CHAMPIONSHIP

Hunter Cattoor scored a career-high 31 points and seventh-seeded Virginia Tech won the New York Life ACC Men's Basketball Tournament for the first time, beating top-seeded Duke, 82-67.

The Hokies became just the second ACC team to take the crown with four wins in four days and were the lowest-seeded team to win the most-storied conference tournament in college basketball.

Cattoor earned the Everett Case Award as tournament MVP with his 31-point effort on 11-for-16 shooting from the floor, including a 7-for-9 showing from 3-point range. Cattoor's seven 3-pointers tied Duke's JJ Redick (7-for-11 vs. BC in 2006) for the most threes made in a 40-minute ACC Tournament Championship game.

Keve Aluma added 19 points and 10 rebounds for Virginia Tech while handing out seven assists. Aluma scored a Tech-record 76 points in the tournament.

ACC Freshman of the Year Paolo Banchero led Duke with 20 points on 8-for-11 shooting from the floor.

69TH NEW YORK LIFE ACC TOURNAMENT
Barclays Center, Brooklyn, N.Y.
March 8-12, 2022

Tuesday, March 8 (First Round)
#13 Boston College 66, #12 Pitt 46
#10 Clemson 70, #15 NC State 64
#11 Louisville 84, #14 Georgia Tech 74

Wednesday, March 9 (Second Round)
#9 Syracuse 96, #8 Florida State 57
#13 Boston College 82, #5 Wake Forest 77 (OT)
#7 Virginia Tech 76, #10 Clemson 75 (OT)
#6 Virginia 51, #11 Louisville 50

Thursday, March 10 (Quarterfinals)
#1 Duke 88, #9 Syracuse 79
#4 Miami 71, #13 Boston College 69 (OT)
#7 Virginia Tech 87, #2 Notre Dame 80
#3 North Carolina 63, #6 Virginia 43

Friday, March 11 (Semifinals)
#1 Duke 80, #4 Miami 76
#7 Virginia Tech 72, #3 North Carolina 59

Saturday, March 12 (Championship)
#7 Virginia Tech 82, #1 Duke 67

2022 All-ACC Tournament Team
First Team
Hunter Cattoor, Virginia Tech (MVP)
Keve Aluma, Virginia Tech
Paolo Banchero, Duke
Wendell Moore Jr., Duke
Kameron McGusty, Miami

Second Team
Storm Murphy, Virginia Tech
Darius Maddox, Virginia Tech
Armando Bacot, North Carolina
Jimmy Boeheim, Syracuse
Quinten Post, Boston College

2022-23 DOUBLE-DOUBLES

Player, School	Total	ACC
Armando Bacot - North Carolina	31	16
Dereon Seabron - NC State	12	4
Paolo Banchero – Duke	12	7
Mark Williams – Duke	10	7
John Hugley – Pitt	9	5
Keve Aluma - Virginia Tech	8	4
Malik Williams – Louisville	8	4
Paul Atkinson Jr. - Notre Dame	7	5
Alondes Williams - Wake Forest	6	5
Jordan Usher - Georgia Tech	6	3
Jayden Gardner – Virginia	6	2
Cole Swider – Syracuse	6	3
Jimmy Boeheim – Syracuse	5	3
Kameron McGusty - Miami	5	2
Brady Manek - North Carolina	5	2
Nate Laszewski - Notre Dame	5	1
PJ Hall – Clemson	4	2
Justyn Mutts - Virginia Tech	4	3
Jake LaRavia - Wake Forest	4	4
James Karnik - Boston College	4	3
Mouhamadou Gueye – Pitt	4	3
David Collins – Clemson	4	2
Kadin Shedrick – Virginia	3	2
Sydney Curry – Louisville	3	3
Rodney Howard - Georgia Tech	3	2
Dane Goodwin - Notre Dame	2	1
T.J. Bickerstaff - Boston College	2	1
Dallas Walton - Wake Forest	2	1
Jesse Edwards – Syracuse	2	2
Jordan Miller – Miami	2	1
Wendell Moore Jr. – Duke	2	1
Quinten Post - Boston College	2	2
Khadim Sy - Wake Forest	2	2
Matthew Cleveland - Florida State	2	1
Reece Beekman – Virginia	1	1
Francisco Caffaro – Virginia	1	1
Hunter Tyson – Clemson	1	0
Anthony Polite - Florida State	1	1
Matt Cross – Louisville	1	1
Harrison Prieto - Florida State	1	1
Malik Osborne - Florida State	1	0
RJ Davis - North Carolina	1	0
Cam'Ron Fletcher - Florida State	1	1
Dawson Garcia - North Carolina	1	0
Trevor Keels – Duke	1	1
Joseph Girard III – Syracuse	1	1
Samuell Williamson – Louisville	1	0

VIRGINIA TECH'S MUTTS HIGHLIGHTS ALL-ACC ACADEMIC TEAM

Virginia Tech graduate guard Justyn Mutts was selected as the recipient of the ACC's Skip Prosser Award and topped the 2021-22 All-ACC Academic Men's Basketball Team. The Skip Prosser Award is presented annually to the top scholar-athlete in ACC men's basketball and named in memory of Wake Forest head basketball coach George Edward "Skip" Prosser, who passed away on July 26, 2007. To be nominated for the award, a student-athlete must be an upperclassman with a GPA of 3.0 or better – both in his career and in the previous two semesters. Sixty percent of the award is based on academic achievement and 40% on athletic accomplishments.

2022 Skip Prosser Award
Justyn Mutts, Gr., G, Virginia Tech

2022 All-ACC Academic Team
Brevin Galloway, BC, Gr., Sports Administration
David Collins, CU, Gr., Athletic Leadership
Nick Honor^, CU, Jr., Communications
Hunter Tyson#, CU, Sr., Athletic Leadership
Mark Williams^, Duke, So., Undeclared
Matthew Cleveland, FSU, Fr., Criminology
Anthony Polite, FSU, Gr., Athletic Coaching
Dallan (Deebo) Coleman, GT, Fr., Business
Sydney Curry, UL, Jr., Sport Administration
Dre Davis^, UL, So., Sport Administration
Noah Locke, UL, Sr., Sport Administration
Jarrod West, UL, Gr., MBA
Charlie Moore, Miami, 6th, Master's in International Administration
Sam Waardenburg, Miami, 6th, Master's In Liberal Studies
Armando Bacot, UNC, Jr., Exercise and Sport Science - Sport Admin.
Breon Pass, NCSU, Fr., Sport Management
Paul Atkinson, ND, Gr., Master's of Science in Finance
Nate Laszewski, ND, Sr., Management Consulting
Cormac Ryan, ND, Sr., Management Consulting
Jamarius Burton, Pitt, Sr., Communication: Rhet & Comm
Onyebuchi Ezeakudo, Pitt, Sr., Bioengineering
William Jeffress^, Pitt, So., Dietrich School of Arts & Sciences
Femi Odukale^, Pitt, So., Dietrich School of Arts & Sciences
Buddy Boeheim, SU, Sr., Communication and Rhetorical Studies
Jimmy Boeheim^, SU, Gr., Education
Joseph Girard III^, SU, Jr., Sport & Human Dynamics
Cole Swider, SU, Sr., Communication and Rhetorical Studies
Jayden Gardner, UVA, Sr., Youth and Social Innovation
Kadin Shedrick, UVA, So., Commerce
Nahiem Alleyne#, VT, Jr., Human Development
Keve Aluma, VT, Sr., Sociology
Hunter Cattoor^, VT, Jr., Human Development
Storm Murphy, VT, Gr., Agriculture & Life Sciences; Leadership Studies (Master's)
Justyn Mutts^, VT, Gr., Curriculum & Instruction; Educational Psychology (Master's)
Jake LaRavia, WF, Jr., Communication
Dallas Walton, WF, Gr., Liberal Studies
Alondes Williams, WF, Gr., Undeclared

^Two-time honoree
#Three-time honoree

2021-22 ACC PLAYERS OF THE WEEK

Player of the Week
Nov. 15 ..... Dereon Seabron, So., G, NC State
Nov. 22 ..... Michael Devoe, Sr., G, Georgia Tech
Nov. 29 ..... Wendell Moore Jr., Jr., G, Duke
Dec. 6 ..... Dereon Seabron, So., G, NC State
Dec. 13 ..... Alondes Williams, Gr., F, Wake Forest
Dec. 20 ..... Alondes Williams, Gr., F, Wake Forest
Dec. 27 ..... Dane Goodwin, Sr., G, Notre Dame
Femi Odukale, So., G, Pitt
Jan. 3 ..... Kameron McGusty, Gr., G, Miami
Jan. 10 ..... Armando Bacot, Jr., F/C, North Carolina
Jan. 17 ..... Armando Bacot, Jr., F/C, North Carolina
Jan. 24 ..... Jake LaRavia, Jr., F, Wake Forest
Jan. 31 ..... Buddy Boeheim, Sr., G, Syracuse
Feb. 7 ..... Paul Atkinson Jr., Gr., F, Notre Dame
Feb. 14 ..... Jayden Gardner, Sr., F, Virginia
Feb. 21 ..... Jake LaRavia, Jr., F, Wake Forest
Feb. 28 ..... Armando Bacot, Jr., F/C, North Carolina
March 7 ..... Brady Manek, Gr., F, North Carolina

Rookie of the Week
Nov. 15 ..... Paolo Banchero, F, Duke
Nov. 22 ..... AJ Griffin, F, Duke
Nov. 29 ..... Paolo Banchero, F, Duke
Dec. 6 ..... Terquavion Smith, G, NC State
Dec. 13 ..... Terquavion Smith, G, NC State
Blake Wesley, G, Notre Dame
Dec. 20 ..... Trevor Keels, G, Duke
Dec. 27 ..... Paolo Banchero, F, Duke
Jan. 3 ..... Matthew Cleveland, F, Florida State
Jan. 10 ..... Blake Wesley, G, Notre Dame
Jan. 17 ..... Paolo Banchero, F, Duke
Jan. 24 ..... Paolo Banchero, F, Duke
Blake Wesley, G, Notre Dame
Jan. 31 ..... Paolo Banchero, F, Duke
Feb. 7 ..... AJ Griffin, F, Duke
Feb. 14 ..... Trevor Keels, G, Duke
Feb. 21 ..... Terquavion Smith, G, NC State
Feb. 28 ..... Matthew Cleveland, F, Florida State
March 7 ..... Terquavion Smith, G, NC State

ACC AND THE AP POLL (1949-PRESENT)

Team	Current*	No. 1	Top 10	Total
North Carolina		110	686	931
Duke	20	145	717	861
Louisville		4	302	656
Syracuse		17	255	550
Notre Dame		5	166	378
NC State		13	162	346
Virginia		17	159	326
Wake Forest		3	107	275
Pitt		3	119	258
Georgia Tech		1	66	211
Florida State		0	41	184
Clemson		0	21	143
Boston College		0	27	110
Miami		0	21	89
Virginia Tech		0	7	85

*through 2021-22 season

NOTES:
- Duke has been ranked No. 1 in the AP poll an NCAA-best 145 times. North Carolina is fourth with 110 weeks at No. 1.
- UNC has been ranked 931 times and in 75.1 percent of all AP polls – both totals are the second most of any school in college basketball history.
- Duke has been ranked in 476 of the last 491 polls and is third nationally with 860 all-time rankings.
- The ACC has had at least one team ranked in the AP poll for 1,073 consecutive weeks dating back to Dec. 19, 1962 (when it was a top-10 only poll).

SCORING	NCAA	G	FG	3FG	FT	Pts.	PPG
1. Boeheim, Buddy - Syr	39	32	213	88	99	613	19.16
2. Williams, Alondes - Wake	35	242	40	125	649	18.54
3. Devoe, Michael - GaTech	31	200	70	85	555	17.90
4. McGusty, Kameron - Miami	37	235	61	127	658	17.78
5. Seabron, Dereon - NCSU	32	200	11	144	555	17.34
6. Banchero, Paolo - Duke	39	245	44	137	671	17.21
7. Bacot, Armando - UNC	39	244	1	146	635	16.28
8. Smith, Terquavion - NCSU	32	182	96	60	520	16.25
9. Love, Caleb - UNC	39	198	93	132	621	15.92
10. Aluma, Keve - VT	36	220	25	102	567	15.75
11. Hall, PJ - Clem	30	179	24	82	464	15.47
12. Gardner, Jayden - UVa	35	219	3	96	537	15.34
13. Wong, Isaiah - Miami	37	207	48	104	566	15.30
14. Manek, Brady - UNC	39	219	98	53	589	15.10
15. Usher, Jordan - GaTech	32	181	41	70	473	14.78
16. Hugley, John - Pitt	32	154	7	157	472	14.75
17. LaRavia, Jake - Wake	33	166	28	122	482	14.61
18. Wesley, Blake - ND	35	178	54	94	504	14.40
19. Swider, Cole - Syr	33	160	81	58	459	13.91
20. Girard III, Joseph - Syr	33	142	89	82	455	13.79

FIELD GOAL PERCENTAGE	NCAA	G	FG	Att	Pct
1. Atkinson Jr., Paul - ND	16	35	176	300	.587
2. Bacot, Armando - UNC	23	39	244	429	.569
3. LaRavia, Jake - Wake	31	33	166	297	.559
4. Aluma, Keve - VT	49	36	220	409	.538
5. Williams, Alondes - Wake		35	242	477	.507
6. Goodwin, Dane - ND		35	177	351	.504
7. Gardner, Jayden - UVa		35	219	437	.501
8. Manek, Brady - UNC		39	219	444	.493
9. Hall, PJ - Clem		30	179	363	.493
10. Seabron, Dereon - NCSU		32	200	407	.491

FREE THROW PERCENTAGE	NCAA	G	FT	Att	Pct
1. Boeheim, Buddy - Syr	21	32	99	112	.884
2. Burton, Jamarius - Pitt	27	30	81	92	.880
3. Love, Caleb - UNC	49	39	132	153	.863
4. Hellems, Jericole - NCSU		32	86	102	.843
5. Davis, RJ - UNC		39	105	126	.833
6. McGusty, Kameron - Miami		37	127	156	.814
7. Gardner, Jayden - UVa		35	96	121	.793
8. Aluma, Keve - VT		36	102	130	.785
9. Hall, PJ - Clem		30	82	105	.781
10. LaRavia, Jake - Wake		33	122	157	.777

3-PT FG PCT. (MIN. 2.5 3FG/G)	NCAA	G	3FG	Att	Pct
1. Manek, Brady - UNC	30	39	98	243	.403
2. Girard III, Joseph - Syr	32	33	89	221	.403
3. Dawes, Al-Amir - Clem	37	33	84	211	.398
4. Smith, Terquavion - NCSU		32	96	260	.369
5. Boeheim, Buddy - Syr		32	88	258	.341

3-PT FG MADE PER GAME	NCAA	G	3FG	3PG
1. Smith, Terquavion - NCSU	23	32	96	3.00
2. Boeheim, Buddy - Syr	43	32	88	2.75
3. Girard III, Joseph - Syr		33	89	2.70
4. Dawes, Al-Amir - Clem		33	84	2.55
5. Manek, Brady - UNC		39	98	2.51
6. Swider, Cole - Syr		33	81	2.45
7. Love, Caleb - UNC		39	93	2.38
8. Cattoor, Hunter - VT		36	83	2.31
9. Hellems, Jericole - NCSU		32	73	2.28
10. Devoe, Michael - GaTech		31	70	2.26

REBOUNDS PER GAME	NCAA	G	Off	Def	Tot	RPG
1. Bacot, Armando - UNC	3	39	163	348	511	13.10
2. Seabron, Dereon - NCSU		32	85	176	261	8.16
3. Williams, Malik - LOU		27	48	167	215	7.96
4. Hugley, John - Pitt		32	86	167	253	7.91
5. Banchero, Paolo - Duke		39	68	236	304	7.79
6. Williams, Mark - Duke		39	102	188	290	7.44
7. Mutts, Justyn - VT		36	84	181	265	7.36
8. Bickerstaff, T.J. - BC		27	67	128	195	7.22
9. Collins, David - Clem		32	36	186	222	6.94
10. Atkinson Jr., Paul - ND		35	88	153	241	6.89
11. Swider, Cole - Syr		33	40	183	223	6.76
12. LaRavia, Jake - Wake		33	68	149	217	6.58
13. Usher, Jordan - GaTech		32	39	170	209	6.53
14. Laszewski, Nate - ND		34	24	198	222	6.53
15. Aluma, Keve - VT		36	72	163	235	6.53
16. Williams, Alondes - Wake		35	49	175	224	6.40
17. Gardner, Jayden - UVa		35	80	143	223	6.37
18. Gueye, Mouhamadou - Pitt		32	55	145	200	6.25
19. Boeheim, Jimmy - Syr		33	64	139	203	6.15
20. Manek, Brady - UNC		39	58	179	237	6.08

OFFENSIVE REBOUNDS	NCAA	G	Reb	ORPG
1. Bacot, Armando - UNC	2	39	163	4.18
2. Hugley, John - Pitt		32	86	2.69
3. Seabron, Dereon - NCSU		32	85	2.66
4. Williams, Mark - Duke		39	102	2.62
5. Atkinson Jr., Paul - ND		35	88	2.51
6. Bickerstaff, T.J. - BC		27	67	2.48
7. Mutts, Justyn - VT		36	84	2.33
8. Gardner, Jayden - UVa		35	80	2.29
9. Karnik, James - BC		33	69	2.09
10. Miller, Jordan - Miami		36	75	2.08

DEFENSIVE REBOUNDS	NCAA	G	Reb	DRPG
1. Bacot, Armando - UNC	4	39	348	8.92
2. Williams, Malik - LOU	41	27	167	6.19
3. Banchero, Paolo - Duke	50	39	236	6.05
4. Laszewski, Nate - ND		34	198	5.82
5. Collins, David - Clem		32	186	5.81
6. Swider, Cole - Syr		33	183	5.55
7. Seabron, Dereon - NCSU		32	176	5.50
8. Usher, Jordan - GaTech		32	170	5.31
9. Hugley, John - Pitt		32	167	5.22
10. Mutts, Justyn - VT		36	181	5.03

ASSISTS PER GAME	NCAA	G	Ast	APG
1. Williams, Alondes - Wake	29	35	181	5.17
Beekman, Reece - UVa	29	35	181	5.17
3. Moore, Charlie - Miami		37	172	4.65
4. Moore Jr., Wendell - Duke		39	172	4.41
5. Clark, Kihei - UVa		35	153	4.37
6. Girard III, Joseph - Syr		33	138	4.18
7. Hubb, Prentiss - ND		35	140	4.00
8. LaRavia, Jake - Wake		33	122	3.70
9. Davis, RJ - UNC		39	142	3.64
10. Love, Caleb - UNC		39	139	3.56

STEALS PER GAME	NCAA	G	Stl	BPG
1. Beekman, Reece - UVa	26	35	73	2.09
2. Moore, Charlie - Miami	31	37	75	2.03
3. McGusty, Kameron - Miami		37	67	1.81
4. Miller, Jordan - Miami		36	63	1.75
5. Zackery, Jaeden - BC		33	57	1.73
6. LaRavia, Jake - Wake		33	55	1.67
7. Girard III, Joseph - Syr		33	53	1.61
8. Collins, David - Clem		32	50	1.56
9. Evans, RayQuan - FSU		27	41	1.52
10. Mills, Caleb - FSU		26	39	1.50

BLOCKED SHOTS PER GAME	NCAA	G	Blk	BPG
1. Williams, Mark - Duke	12	39	110	2.82
2. Gueye, Mouhamadou - Pitt	38	32	67	2.09
3. Shedrick, Kadin - UVa	48	35	67	1.91
4. Dowuona, Ebenezer - NCSU		31	54	1.74
5. Bacot, Armando - UNC		39	65	1.67
6. Walton, Dallas - Wake		35	48	1.37
7. Waardenburg, Sam - Miami		35	47	1.34
8. Hall, PJ - Clem		30	38	1.27
9. Butler, John - FSU		31	36	1.16
10. Post, Quinten - BC		31	31	1.00

ASSIST/TO RATIO	NCAA	G	A	TO	Ratio
1. Beekman, Reece - UVa	2	35	181	50	3.62
2. Hubb, Prentiss - ND	22	35	140	54	2.59
3. Moore Jr., Wendell - Duke	45	39	172	76	2.26
4. Moore, Charlie - Miami		37	172	77	2.23
5. Evans, RayQuan - FSU		27	86	43	2.00
6. Clark, Kihei - UVa		35	153	77	1.99
7. Roach, Jeremy - Duke		39	123	63	1.95
8. Davis, RJ - UNC		39	142	74	1.92
9. Boeheim, Buddy - Syr		32	98	57	1.72
10. Ashton-Langford, Makai - BC		33	111	70	1.59

MINUTES PER GAME	NCAA	G	Min	MPG
1. Boeheim, Buddy - Syr	6	32	1218	38.05
2. Clark, Kihei - UVa	30	35	1263	36.09
3. Seabron, Dereon - NCSU	37	32	1148	35.88
4. Beekman, Reece - UVa		35	1228	35.10
5. Boeheim, Jimmy - Syr		33	1147	34.75
6. Langford, DeMarr - BC		32	1110	34.70
7. Swider, Cole - Syr		33	1140	34.56
8. Devoe, Michael - GaTech		31	1071	34.54
9. Burton, Jamarius - Pitt		30	1036	34.53
10. Zackery, Jaeden - BC		33	1134	34.36

To be ranked, a player must have played in 75% of their team's games.

NCAA denotes top 50 in NCAA Division I statistics rankings

SCORING OFFENSE	NCAA	G	W-L	Pts	PPG
1. Duke	8	39	32-7	3122	80.05
2. Wake Forest	21	35	25-10	2749	78.54
3. North Carolina	32	39	29-10	3038	77.90
4. Syracuse	36	33	16-17	2553	77.36
5. Miami		37	26-11	2736	73.95
6. NC State		32	11-21	2336	73.00
7. Notre Dame		35	24-11	2540	72.57
8. Clemson		33	17-16	2367	71.73
9. Florida State		31	17-14	2201	71.00
10. Virginia Tech		36	23-13	2549	70.81
11. Georgia Tech		32	12-20	2195	68.59
12. Louisville		32	13-19	2154	67.31
13. Boston College		33	13-20	2209	66.94
14. Virginia		35	21-14	2184	62.40
15. Pitt		32	11-21	1969	61.53

SCORING DEFENSE	NCAA	G	Pts	PPG
1. Virginia	6	35	2104	60.11
2. Virginia Tech	24	36	2261	62.81
3. Notre Dame		35	2349	67.11
4. Duke		39	2643	67.77
5. Pitt		32	2178	68.06
6. Boston College		33	2248	68.12
7. Clemson		33	2259	68.45
8. Wake Forest		35	2452	70.06
9. Louisville		32	2243	70.09
10. Miami		37	2603	70.35
11. Georgia Tech		32	2264	70.75
12. North Carolina		39	2780	71.28
13. Florida State		31	2230	71.94
14. Syracuse		33	2477	75.06
15. NC State		32	2419	75.59

SCORING MARGIN	NCAA	G	Off	Def	Mar.
1. Duke	10	39	80.05	67.77	+12.28
2. Wake Forest	39	35	78.54	70.06	+8.49
3. Virginia Tech	46	36	70.81	62.81	+8.00
4. North Carolina		39	77.90	71.28	+6.62
5. Notre Dame		35	72.57	67.11	+5.46
6. Miami		37	73.95	70.35	+3.59
7. Clemson		33	71.73	68.45	+3.27
8. Syracuse		33	77.36	75.06	+2.30
9. Virginia		35	62.40	60.11	+2.29
10. Florida State		31	71.00	71.94	-0.94
11. Boston College		33	66.94	68.12	-1.18
12. Georgia Tech		32	68.59	70.75	-2.16
13. NC State		32	73.00	75.59	-2.59
14. Louisville		32	67.31	70.09	-2.78
15. Pitt		32	61.53	68.06	-6.53

FIELD GOAL PCT.	NCAA	G	FG	FGA	Pct
1. Duke	6	39	1158	2357	.491
2. Wake Forest	12	35	978	2026	.483
3. Miami	30	37	1011	2136	.473
4. Virginia Tech	34	36	933	1981	.471
5. Notre Dame		35	913	1973	.463
6. Clemson		33	851	1868	.456
7. Syracuse		33	915	2029	.451
8. Virginia		35	817	1820	.449
9. North Carolina		39	1076	2409	.447
10. Georgia Tech		32	823	1866	.441
11. Florida State		31	799	1842	.434
12. Boston College		33	812	1896	.428
13. Louisville		32	795	1882	.422
14. Pitt		32	675	1630	.414
15. NC State		32	824	1997	.413

FREE THROW PCT.	NCAA	G	FT	FTA	Pct
1. North Carolina	25	39	558	730	.764
2. Notre Dame		35	396	526	.753
3. Virginia Tech		36	364	485	.751
4. Miami		37	457	616	.742
5. Duke		39	498	675	.738
6. Syracuse		33	423	574	.737
7. Clemson		33	409	556	.736
8. Virginia		35	374	512	.730
9. Wake Forest		35	497	681	.730
10. NC State		32	421	581	.725
11. Florida State		31	395	558	.708
12. Boston College		33	395	561	.704
13. Georgia Tech		32	321	460	.698
14. Pitt		32	447	642	.696
15. Louisville		32	318	472	.674

3-POINT FG PCT.	NCAA	G	3FG	FGA	Pct
1. Virginia Tech	3	36	319	814	.392
2. Notre Dame	11	35	318	834	.381
3. Syracuse	19	33	300	795	.377
4. Duke	40	39	308	841	.366
5. Clemson		33	256	706	.363
6. North Carolina		39	328	916	.358
7. Georgia Tech		32	228	646	.353
8. Wake Forest		35	296	860	.344
9. NC State		32	267	783	.341
10. Miami		37	257	759	.339
11. Florida State		31	208	628	.331
12. Virginia		35	176	545	.323
13. Pitt		32	172	548	.314
14. Boston College		33	190	614	.309
15. Louisville		32	246	795	.309

3-PT. FG PER GAME	NCAA	G	3FG	3PG
1. Syracuse	31	33	300	9.09
2. Notre Dame	32	35	318	9.09
3. Virginia Tech	44	36	319	8.86
4. Wake Forest		35	296	8.46
5. North Carolina		39	328	8.41
6. NC State		32	267	8.34
7. Duke		39	308	7.90
8. Clemson		33	256	7.76
9. Louisville		32	246	7.69
10. Georgia Tech		32	228	7.13
11. Miami		37	257	6.95
12. Florida State		31	208	6.71
13. Boston College		33	190	5.76
14. Pitt		32	172	5.38
15. Virginia		35	176	5.03

FG PCT. DEFENSE	NCAA	G	FG	FGA	Pct
1. Wake Forest		35	880	2131	.413
2. Duke		39	1027	2462	.417
3. Virginia		35	783	1842	.425
4. North Carolina		39	1048	2464	.425
5. Clemson		33	791	1858	.426
6. Syracuse		33	887	2083	.426
7. Virginia Tech		36	831	1933	.430
8. Notre Dame		35	898	2083	.431
9. Georgia Tech		32	807	1850	.436
10. Louisville		32	805	1842	.437
11. Pitt		32	769	1744	.441
12. Florida State		31	786	1769	.444
13. Boston College		33	797	1777	.449
14. Miami		37	979	2135	.459
15. NC State		32	887	1879	.472

3-PT. FG% DEFENSE	NCAA	G	3FG	FGA	Pct
1. Georgia Tech		32	226	718	.315
2. Duke		39	265	826	.321
3. Wake Forest		35	252	784	.321
4. Notre Dame		35	236	734	.322
5. Virginia Tech		36	230	713	.323
6. Syracuse		33	335	1014	.330
7. Clemson		33	264	792	.333
8. Virginia		35	232	691	.336
9. North Carolina		39	301	893	.337
10. Miami		37	285	826	.345
11. Louisville		32	245	702	.349
12. NC State		32	234	652	.359
13. Boston College		33	238	653	.364
14. Pitt		32	276	749	.368
15. Florida State		31	276	748	.369

REBOUNDS PER GAME	NCAA	G	Rebs	Avg
1. North Carolina	3	29	1243	42.86
2. Pitt	46	22	843	38.32
3. Louisville	50	20	764	38.20
4. Florida State		25	918	36.72
5. Duke		24	851	35.46
6. Syracuse		28	990	35.36
7. Miami		27	944	34.96
8. Virginia Tech		22	760	34.55
9. Notre Dame		26	868	33.38
10. Boston College		20	666	33.30
11. Wake Forest		22	718	32.64
12. Clemson		24	783	32.63
13. NC State		25	812	32.48
14. Virginia		25	791	31.64
15. Georgia Tech		26	787	30.27

OFF. REBOUNDS PER GAME	NCAA	G	No.	Avg/G
1. NC State		32	377	11.78
2. North Carolina		39	447	11.46
3. Florida State		31	352	11.35
4. Boston College		33	352	10.67
5. Syracuse		33	349	10.58
6. Duke		39	410	10.51
7. Louisville		32	319	9.97
8. Pitt		32	317	9.91
9. Georgia Tech		32	284	8.88
10. Wake Forest		35	305	8.71
11. Virginia		35	300	8.57
12. Clemson		33	281	8.52
13. Virginia Tech		36	305	8.47
14. Miami		37	269	7.27
15. Notre Dame		35	251	7.17

DEF. REBOUNDS PER GAME	NCAA	G	No.	Avg/G
1. North Carolina	3	39	1161	29.77
2. Wake Forest	17	35	981	28.03
3. Duke	38	39	1069	27.41
4. Notre Dame		35	938	26.80
5. Louisville		32	848	26.50
6. Clemson		33	862	26.12
7. Syracuse		33	848	25.70
8. Georgia Tech		32	804	25.13
9. Pitt		32	766	23.94
10. Boston College		33	779	23.61
11. Virginia Tech		36	847	23.53
12. Florida State		31	729	23.52
13. Miami		37	863	23.32
14. NC State		32	738	23.06
15. Virginia		35	797	22.77

REB. MARGIN	NCAA	G	Own	Avg	Opp	Avg	Mar
1. North Carolina	3	39	1608	41.23	1275	32.69	+8.54
2. Duke		39	1479	37.92	1322	33.90	+4.03
3. Wake Forest		35	1286	36.74	1182	33.77	+2.97
4. Pitt		32	1083	33.84	995	31.09	+2.75
5. Clemson		33	1143	34.64	1082	32.79	+1.85
6. Virginia Tech		36	1152	32.00	1091	30.31	+1.69
7. Boston College		33	1131	34.27	1090	33.03	+1.24
8. Louisville		32	1167	36.47	1130	35.31	+1.16
9. Notre Dame		35	1189	33.97	1179	33.69	+0.29
10. Virginia		35	1097	31.34	1101	31.46	-0.11
11. Florida State		31	1081	34.87	1090	35.16	-0.29
12. Georgia Tech		32	1088	34.00	1131	35.34	-1.34
13. Syracuse		33	1197	36.27	1248	37.82	-1.55
14. NC State		32	1115	34.84	1205	37.66	-2.81
15. Miami		37	1132	30.59	1307	35.32	-4.73

TO MARGIN	NCAA	G	Own	Avg	Opp	Avg	Mar
1. Miami	8	37	352	9.51	515	13.92	+4.41
2. NC State	39	32	322	10.06	407	12.72	+2.66
3. Florida State		31	387	12.48	448	14.45	+1.97
4. Virginia		35	339	9.69	385	11.00	+1.31
5. Virginia Tech		36	391	10.86	429	11.92	+1.06
6. Syracuse		33	354	10.73	385	11.67	+0.94
7. Boston College		33	393	11.91	410	12.42	+0.52
8. Duke		39	400	10.26	419	10.74	+0.49
9. Clemson		33	364	11.03	375	11.36	+0.33
10. Georgia Tech		32	419	13.09	422	13.19	+0.09
11. Notre Dame		35	365	10.43	352	10.06	-0.37
12. Louisville		32	391	12.22	354	11.06	-1.16
13. Wake Forest		35	488	13.94	446	12.74	-1.20
14. North Carolina		39	455	11.67	378	9.69	-1.97
15. Pitt		32	435	13.59	340	10.63	-2.97

ASSIST/TO RATIO	NCAA	G	Ast	Avg	TO	Avg	Ratio
1. Duke	4	39	642	16.46	400	10.26	1.61
2. Miami	15	37	524	14.16	352	9.51	1.49
3. Virginia	20	35	493	14.09	339	9.69	1.45
4. Syracuse	28	33	482	14.61	354	10.73	1.36
5. Notre Dame	30	35	491	14.03	365	10.43	1.35
6. Virginia Tech	37	36	515	14.31	391	10.86	1.32
7. Clemson	40	33	470	14.24	364	11.03	1.29
8. North Carolina	46	39	582	14.92	455	11.67	1.28
9. Florida State		31	445	14.35	387	12.48	1.15
10. NC State		32	362	11.31	322	10.06	1.12
11. Wake Forest		35	527	15.06	488	13.94	1.08
12. Georgia Tech		32	438	13.69	419	13.09	1.05
13. Boston College		33	409	12.39	393	11.91	1.04
14. Louisville		32	382	11.94	391	12.22	0.98
15. Pitt		32	352	11.00	435	13.59	0.81

ASSISTS PER GAME	NCAA	G	Ast	PG
1. Duke	11	39	642	16.46
2. Wake Forest	47	35	527	15.06
3. North Carolina		39	582	14.92
4. Syracuse		33	482	14.61
5. Florida State		31	445	14.35
6. Virginia Tech		36	515	14.31
7. Clemson		33	470	14.24
8. Miami		37	524	14.16
9. Virginia		35	493	14.09
10. Notre Dame		35	491	14.03
11. Georgia Tech		32	438	13.69
12. Boston College		33	409	12.39
13. Louisville		32	382	11.94
14. NC State		32	362	11.31
15. Pitt		32	352	11.00

BLOCKS PER GAME	NCAA	G	Blk	BPG
1. Duke	9	39	219	5.62
2. Florida State	26	31	151	4.87
3. Virginia		35	149	4.26
4. North Carolina		39	153	3.92
5. Wake Forest		35	136	3.89
6. Pitt		32	123	3.84
7. Syracuse		33	124	3.76
8. NC State		32	118	3.69
9. Miami		37	118	3.19
10. Virginia Tech		36	114	3.17
11. Boston College		33	97	2.94
12. Georgia Tech		32	82	2.56
13. Louisville		32	77	2.41
14. Clemson		33	77	2.33
15. Notre Dame		35	65	1.86

STEALS PER GAME	NCAA	G	Stl	SPG
1. Miami	16	37	328	8.86
2. Florida State	25	31	264	8.52
3. Georgia Tech		32	249	7.78
4. Boston College		33	238	7.21
5. NC State		32	225	7.03
6. Syracuse		33	231	7.00
7. Wake Forest		35	227	6.49
8. Duke		39	249	6.38
9. Louisville		32	196	6.13
10. Clemson		33	195	5.91
11. Virginia		35	200	5.71
12. Pitt		32	172	5.38
13. Virginia Tech		36	192	5.33
14. Notre Dame		35	182	5.20
15. North Carolina		39	202	5.18

DEFENSIVE REB. PCT.	G	D-Reb	Opp OR	D-Reb%
1. North Carolina	39	1161	319	.784
2. Clemson	33	862	274	.759
3. Louisville	32	848	280	.752
4. Notre Dame	35	938	310	.752
5. Boston College	33	779	270	.743
6. Wake Forest	35	981	347	.739
7. Pitt	32	766	271	.739
8. Virginia Tech	36	847	301	.738
9. Georgia Tech	32	804	313	.720
10. Virginia	35	797	322	.712
11. Duke	39	1069	436	.710
12. Miami	37	863	375	.697
13. Florida State	31	729	328	.690
14. NC State	32	738	333	.689
15. Syracuse	33	848	401	.679

OFFENSIVE REB. PCT.	G	O-Reb	Opp DR	O-Reb%
1. North Carolina	39	447	956	.319
2. Duke	39	410	886	.316
3. Florida State	31	352	762	.316
4. Pitt	32	317	724	.305
5. NC State	32	377	872	.302
6. Boston College	33	352	820	.300
7. Syracuse	33	349	847	.292
8. Virginia Tech	36	305	790	.279
9. Virginia	35	300	779	.278
10. Louisville	32	319	850	.273
11. Wake Forest	35	305	835	.268
12. Clemson	33	281	808	.258
13. Georgia Tech	32	284	818	.258
14. Notre Dame	35	251	869	.224
15. Miami	37	269	932	.224

ACC HOME COURTS

School	Facility	1st Game	Opponent	Result	Cost	Seating
Boston College	Conte Forum	11/26/1988	Harvard	Won 70-54	$25,000,000	8,606
Clemson	Littlejohn Coliseum	11/30/1968	Georgia Tech	Won 76-72	$3,700,000	9,000
Duke	Cameron Indoor Stadium	1/6/1940	Princeton	Won 36-27	$400,000	9,314
Florida State	Donald L. Tucker Center	11/29/1981	Florida A&M	Won 81-67	$33,500,000	11,500
Georgia Tech	McCamish Pavilion	11/9/2012	Tulane	Won 79-61	$50,000,000	8,600
Louisville	KFC Yum! Center	11/16/2011	Butler	Won 88-73	$238,000,000	22,000
Miami	Watsco Center	1/4/2003	North Carolina	Won 64-61 OT	$48,000,000	7,972
North Carolina	Dean E. Smith Center	1/18/1986	Duke	Won 95-92	$33,800,000	21,750
NC State	PNC Arena	11/19/1999	Georgia	Won 67-63	$158,000,000	19,700
Notre Dame	Purcell Pavilion at the Joyce Center	12/7/1969	UCLA	Lost 77-75	$8,800,000	9,149
Pittsburgh	Petersen Events Center	12/23/2002	Duquesne	Won 82-67	$100,000,000	12,500
Syracuse	JMI Wireless Dome	11/29/1981	Columbia	Won 108-81	$26,850,000	35,446
Virginia	John Paul Jones Arena	11/12/2006	Arizona	Won 93-90	$129,800,000	14,623
Virginia Tech	Cassell Coliseum	1/3/1962	Alabama	Won 91-67	$2,700,000	9,275
Wake Forest	Lawrence Joel Coliseum	11/11/1989	Davidson	Won 84-65	$26,000,000	14,665

ACC TEAMS AMONG NATION'S LEADERS IN ATTENDANCE

ACC programs consistently draw some of the largest home crowds of any league nationally.

The ACC drew over 2.4 million spectators for the eighth straight non-pandemic season in 2021-22. The league's 15 schools totaled 2,492,922 over 251 home games (2,409,919) as well as seven sessions during the ACC Championship (83,003).

Syracuse led the ACC and ranked third nationally in average attendance during the 2021-22 season, averaging 20,017 per game. North Carolina was fourth (18,536). Virginia (18th, 12,793) and Louisville (25th, 13,242) also were among the top 25 schools nationally. As a league, the ACC recorded a 9,950 per game average for all on-campus games and 10,373 for conference games.

2021-22 ACC ATTENDANCE (RANK BY AVERAGE)

NCAA Rank & School	G	Total	Avg.
3 Syracuse	16	320,279	20,017
4 North Carolina	17	315,115	18,356
18 Virginia	18	230,275	12,793
25 Louisville	16	211,867	13.242
27 NC State	17	207,165	12,186
35 Duke	18	167,652	9,314
42 Pitt	19	153,077	8,057
54 Florida State	15	126,262	8,417
66 Wake Forest	20	117,936	5,897
69 Virginia Tech	15	114,274	7,618
72 Notre Dame	15	109,246	7,283
74 Clemson	16	106,578	6,661
89 Georgia Tech	18	86,234	4,791
95 Boston College	16	78,676	4,917
108 Miami	15	64,383	4,292
ACC Tournament	7	83,303	11,900
Total Home Attendance	**258**	**2,492,922**	**9,662**

ACC HOME COURT RECORDS

During the 2021-22 season, ACC home teams went 83-67 (55.3%) in conference play, the lowest win percentage for home teams in ACC play since 1987 (53.6%) and the fifth lowest in league history.

HOME COURT W-L RECORDS

Arenas	Games	Won	Lost	Pct.
Cameron Indoor Stadium (DU)	1101	930	171	.845
Smith Center (UNC)	537	453	84	.844
KFC Yum! Center (UL)	215	179	36	.833
Carrier Dome (SU)	743	610	133	.821
John Paul Jones Arena (UVa)	269	216	53	.803
Purcell Pavillion (ND)	876	690	186	.788
Petersen Events Center (UP)	360	277	83	.769
Cassell Coliseum (VT)	830	624	206	.752
Tucker Center (FSU)	636	474	162	.745
Lawrence Joel Coliseum (WF)	522	384	138	.736
Littlejohn Coliseum (CU)	820	595	225	.726
PNC Arena (NCS)	404	291	113	.720
Watsco Center (UM)	311	219	92	.704
McCamish Pavillion (GT)	175	113	62	.646
Conte Forum (BC)	555	351	204	.632
ACC Totals	**8354**	**6406**	**1948**	**.767**

ACC ALL-GAME HOME COURT WIN STREAKS

	School	Years	Total
1.	Duke	1998-00	46
2.	Duke	2009-12	45
3.	Duke	2012-15	41
	Duke	2001-04	41
5.	NC State	1972-75	36
	Duke	1991-93	36
7.	Virginia	1980-83	34
8.	Florida State	2019-20	27
9.	Clemson	1988-91	26
	Maryland	1979-81	26

CONFERENCE GAMES HOME COURT W-L

Year	W-L	Pct.	Year	W-L	Pct.
1954	22-14	.595	1990	36-20	.643
1955*	**29-26**	**.527**	1991	38-18	.679
1956	35-20	.649	1992	45-27	.625
1957	39-15	.722	1993	41-31	.569
1958	34-20	.630	1994	49-23	.681
1959	35-17	.673	1995	47-25	.653
1960	31-19	.620	1996	46-26	.639
1961	32-18	.640	1997	45-27	.625
1962	31-19	.620	1998	42-30	.583
1963	28-24	.539	1999	47-25	.653
1964	34-16	.680	2000	46-26	.639
1965	33-19	.635	2001	44-28	.611
1966	35-18	.660	2002	46-26	.639
1967	28-24	.539	2003	53-19	.736
1968	31-20	.608	2004	47-25	.653
1969	28-20	.583	2005	55-33	.625
1970	29-20	.592	2006	60-36	.625
1971	41-15	.732	2007	63-33	.656
1972	28-10	.737	2008	58-38	.604
1973	27-13	.675	2009	61-35	.635
1974	26-16	.571	2010	66-30	.688
1975	28-14	.567	2011	63-33	.656
1976	24-18	.571	2012	58-38	.604
1977	21-19	.583	2013	74-34	.686
1978	30-12	.714	2014	77-58	.571
1979	27-15	.643	2015	76-59	.562
1980^	**42-14**	**.750**	2016	89-46	.659
1981	33-23	.589	2017	93-42	.689
1982	33-23	.589	2018	85-50	.630
1983	36-20	.643	2019	80-55	.593
1984	34-22	.607	2020	91-59	.607
1985	35-21	.625	2021	80-41	.661
1986	33-23	.589	2022	83-67	.553
1987	30-26	.536		**3116-1833**	**.630**
1988	35-21	.625			
1989	39-17	.696			

*Lowest; ^Highest

DUKE-SYRACUSE SET ON-CAMPUS ATTENDANCE RECORD OF 35,642

Duke and Syracuse set the national college basketball on-campus attendance record on Feb. 23, 2019, with a crowd of 35,642 watching as the top-ranked Blue Devils won, 75-65, at the Carrier Dome. That mark broke the record of 35,446 the two programs set twice previously at the Carrier Dome. On Feb. 14, 2015, a Carrier Dome crowd of 35,446 watched the fifth-ranked Blue Devils defeat the Orange, 80-72 and on Feb. 1, 2014, when second-ranked Syracuse topped No. 17 Duke 91-89 in overtime.

ACC TOURNAMENT HISTORY

The first 13 ACC Tournaments were held in NC State's Reynolds Coliseum (1954-66). The Wolfpack had a 20-8 ACC Tournament record during that period and won the league title five times. Maryland became the first non-North Carolina team to win the league crown in 1958, when Bud Millikan's fourth-seeded Terrapins defeated Virginia, Duke and North Carolina en route to the championship. In 2017 Duke became the first No. 5 seed to claim the title by winning four games. Because of the COVID-19 pandemic, the 2020 ACC Tournament was the first in league history to not be completed.

OFFICIAL CHAMPION

Contrary to popular belief, the ACC basketball champion has not always been "officially" declared in the Tournament. The ACC merely copied the old Southern Conference by-laws, and the term pertaining to basketball just read: "Beginning December 1 and ending with the conference basketball tournament." With 17 Southern Conference teams, it didn't pay to be too detailed. In the early years of the Tournament, unofficially, and by custom, everyone regarded the Tournament champion as the ACC champion. But it wasn't until July 1, 1961, that the words "and the winner shall be the conference champion" were added to the ACC by-laws.

ACC TOURNAMENT RECORDS

CHAMPIONSHIPS BY SCHOOL

	Titles	Most Recent
Duke	21	2019
North Carolina	18	2016
NC State	10	1987
Georgia Tech	4	2021
Wake Forest	4	1996
Virginia	3	2018
Maryland	3	2004
Notre Dame	1	2015
Miami	1	2013
Florida State	1	2012
South Carolina	1	1971
Virginia Tech	1	2022

W-L RECORDS

	Years	W-L	Pct.
Duke	1954-2019, '21-22	107-46	.699
North Carolina	1954-60, 1962-2022	105-50	.677
Notre Dame	2014-22	11-7	.611
NC State	1954-2022	73-58	.557
Miami	2005-22	18-17	.514
Virginia Tech	2005-22	14-17	.452
Maryland	1954-90, 1992-2014	47-57	.451
South Carolina	1954-71	13-17	.433
Georgia Tech	2006-22	28-38	.424
Syracuse	2014, 2016-22	5-7	.417
Boston College	2006-22	12-17	.414
Florida State	1992-2019, '21-22	20-29	.408
Virginia	1954-2019, '21-22	44-64	.407
Wake Forest	1954-2022	44-65	.404
Pitt	2014-22	6-9	.400
Louisville	2015-19, '21-22	3-6	.333
Clemson	1954-2022	21-68	.236

WINS BY COACH

	Years	Wins
Mike Krzyzewski, Duke	1981-2022	69
Dean Smith, UNC	1962-97	58
Roy Williams, UNC	2004-21	29
Vic Bubas, Duke	1960-69	22
Gary Williams, Maryland	1990-2011	18
Frank McGuire, USC/UNC	1954-61, 65-71	18

INDIVIDUAL CAREER RECORDS

Points

J.J. Redick, Duke	2003-06	225
Len Chappell, Wake Forest	1960-62	220
Tim Duncan, Wake Forest	1994-97	202
Lennie Rosenbluth, UNC	1955-57	196
Art Heyman, Duke	1961-63	193

Scoring Average (min. 2 tournaments)

Buzzy Wilkinson, Virginia	1954-55	34.7
Lennie Rosenbluth, N. Carolina	1955-57	32.7
Grady Wallace, South Carolina	1956-57	30.3
Len Chappell, Wake Forest	1960-62	27.5
Bill Yarborough, Clemson	1954-56	26.3

Rebounds

Tim Duncan, Wake Forest	1994-97	139
Ronnie Shavlik, NC State	1954-56	136
Carroll Youngkin, Duke	1959-61	118
Mike Gminski, Duke	1977-80	118
Shelden Williams, Duke	2003-06	110

Assists

Ed Cota, North Carolina	1997-00	68
Steve Blake, Maryland	2000-03	64
Drew Barry, Georgia Tech	1993-96	61
Jason Williams, Duke	2000-02	60
Bobby Hurley, Duke	1990-93	58
Chris Duhon, Duke	2001-04	58

Blocked Shots

Tim Duncan, Wake Forest	1994-97	41
Shelden Williams, Duke	2003-06	33
Mike Gminski, Duke	1977-80	26
Eric Montross, North Carolina	1991-94	19
John Salley, Georgia Tech	1983-86	18
Cherokee Parks, Duke	1992-95	18

Steals

Christian Laettner, Duke	1983-92	31
Derrick Phelps, North Carolina	1991-94	24
Shane Battier, Duke	1998-2001	24
Chris Duhon, Duke	2001-04	24
Mark Price, Georgia Tech	1983-86	23
Justin Gainey, NC State	1997-2000	23

PLAYER TO COACH

Since the inaugural ACC Tournament in 1954, 10 men have played in and then later coached in the event. Sidney Lowe, Bucky Waters and Matt Doherty are the only ACC head coaches to play for an ACC champion. Waters played for the 1956 ACC Champion Wolfpack while Lowe was on the 1983 NC State championship squad. Doherty appeared in every game for North Carolina in the Tar Heels' ACC title years of 1981 and 1982.

Name	As A Player		As A Coach	
Lefty Driesell	Duke	1954	Maryland	1970-86
Jackie Murdock	Wake Forest	1955-57	Wake Forest	1966
Bucky Waters	NC State	1958	Duke	1970-73
Les Robinson	NC State	1963-64	NC State	1991-96
Gary Williams	Maryland	1965-67	Maryland	1990-2011
Bobby Cremins	South Carolina	1968-70	Georgia Tech	1982-2000
Jeff Jones	Virginia	1979-82	Virginia	1991-98
Sidney Lowe	NC State	1980-82	NC State	2007-11
Matt Doherty	North Carolina	1981-84	North Carolina	2001-03
Jeff Capel	Duke	1994-97	Pitt	2019-present

ACC TOURNAMENT ATTENDANCE BY FACILITY

Building	City	No.	Total Att.	Last
Greensboro Coliseum	Greensboro, N.C.	28	2,460,620	2021
Reynolds Coliseum	Raleigh, N.C.	13	600,000	1966
Charlotte Coliseum (2nd)	Charlotte, N.C.	8	868,256	2002
Barclays Center	Brooklyn, N.Y.	3	316,659	2022
Capital Centre	Landover, Md.	3	212,048	1987
The Omni	Atlanta, Ga.	3	200,676	1989
Charlotte Coliseum (1st)	Charlotte, N.C.	3	139,328	1970
Charlotte Bobcats Arena/ Spectrum Center	Charlotte, N.C.	2	248,458	2019
Georgia Dome	Atlanta, Ga.	2	340,637	2009
MCI/Verizon Center	Washington, D.C.	2	253,422	2016
St. Pete Times Forum	Tampa, Fla.	1	133,614	2007
Philips Arena	Atlanta, Ga.	1	117,201	2012
	Totals	**69**	**5,890,919**	

ACC TOURNAMENT FUTURE SITES & DATES

March 7-11, 2023
Greensboro Coliseum; Greensboro, N.C.
March 12-16, 2024
Capital One Arena; Washington, D.C.

1974: NC STATE 103, MARYLAND 100 (OT)

Considered one of the greatest games in college basketball history … NC State entered the game 25-1 and as the nation's top-ranked team while Maryland was 23-4 and ranked fourth … against ACC opponents, State had not been beaten in 31 straight games while the Terps were making their third straight ACC title game appearance … 15,541 were in attendance at the newly renovated Greensboro Coliseum even though that figure seems to have grown three-fold as the years pass … for 40 minutes, both teams ran and dared each other to greatness, and when time expired, they were still even … for five more minutes, they went at each other again … it came down to the final six seconds before State's Monte Towe converted a 1-and-1 clinching a 103-100 victory for State … the Terps shot 61 percent from the floor while the Wolfpack made 55 percent … four Terrapins played all 45 minutes … State's Tom Burleson made 18 of 25 shots for a game-high 38 points to go along with his 13 rebounds and earned the Everett Case Award, given to the MVP of the ACC Tournament.

1974 ACC Championship Game

NC State (103)	MP	FG	FT	RB	A	PF	PTS
David Thompson	43	10-24	9-11	5	3	2	29
Tim Stoddard	19	2-3	0-2	6	1	1	4
Tom Burleson	39	18-25	2-4	13	2	3	38
Monte Towe	41	7-11	3-4	2	8	2	17
Mo Rivers	42	4-13	0-1	5	1	4	8
Phil Spence	34	3-4	1-4	6	0	2	7
Mark Moeller	7	0-0	0-0	0	0	0	0
Totals	225	44-80	15-26	37	15	14	103

Maryland (100)	MP	FG	FT	RB	A	PF	PTS
Tom McMillen	45	11-16	0-0	7	5	1	22
Owen Brown	26	7-9	0-0	2	0	5	14
Len Elmore	45	7-12	4-5	13	0	3	18
John Lucas	45	9-20	0-1	3	10	4	18
Mo Howard	45	10-15	2-2	3	5	1	22
Tom Roy	12	3-4	0-0	0	0	1	6
Billy Hahn	7	0-1	0-0	0	0	1	0
Totals	225	47-77	6-8	31	20	19	100

NC State	50	47	6	= 103
Maryland	55	42	3	= 100

Attendance: 15,541

1978

The 1978 ACC Tournament was unique in several respects. It was the first tournament that every team entered with a winning overall record. It also marked the first time that non-ACC officials were hired. In addition, a national TV audience watched the title game for the first time. Concerned that a Saturday afternoon final after Friday night semifinals would cause fatigue, administrators scheduled the first two rounds for Wednesday and Thursday with no games on Friday. A young Duke team that started two freshmen, two sophomores and a junior captured the title, downing Wake Forest, 85-77, in the championship game.

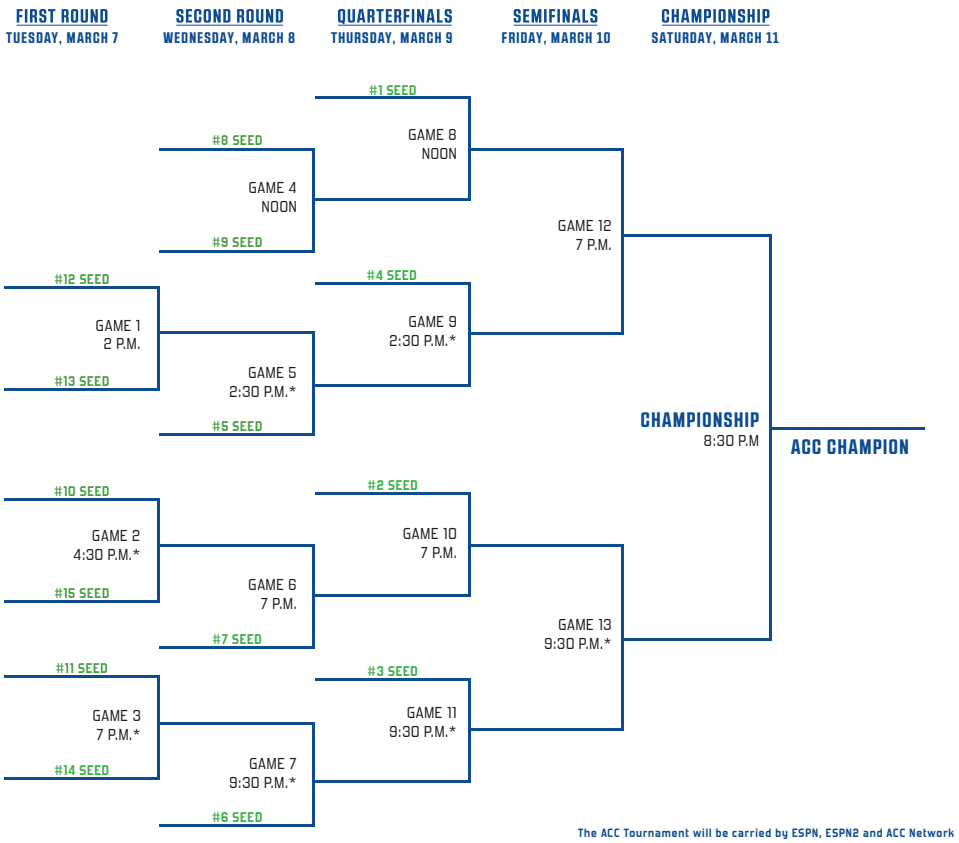

1954

The inaugural ACC Tournament was held at Reynolds Coliseum in Raleigh, N.C., on March 4-6, 1954 ... Tournament session tickets were sold at two prices, $9 and $6 ... a total of 39,200 fans attended the tournament, but only the Saturday semifinals were a sellout ... Thursday attracted 6,800 for the afternoon session and 8,500 in the evening ... Sunday's championship game between Wake Forest and NC State drew 900 under capacity ... in all, the league grossed $70,252 in revenue that first year.

Wake Forest vs. South Carolina - 1954 First Round

ACC SETS NCAA ATTENDANCE RECORD

The 2001 ACC Tournament, held March 8-11 at the Georgia Dome in Atlanta, was the most attended conference basketball tournament in NCAA history. With pre-tournament ticket sales in excess of 40,000, the ACC established NCAA attendance records for:

Total Attendance (182,525)
Per Session Attendance (36,505)
Single Session Attendance (40,083)

NCAA TOURNAMENT W-L RECORDS BY SCHOOL

School	App.	Won	Lost	Pct.	NCAA Title	Title Game	Final Four	Elite Eight	Sweet 16	Last App
Duke	44	118	39	.751	5	11	17	23	29	2022
North Carolina	52	131	49	.728	6	12	21	27	31	2022
Syracuse*	41	70	41	.631	1	3	6	7	21	2021
Louisville*	43	76	44	.633	3	3	10	14	21	2019
Virginia	24	35	23	.603	1	1	3	7	10	2021
Georgia Tech	17	23	17	.575	0	1	2	4	7	2021
NC State*	27	37	26	.587	2	2	3	6	10	2018
Florida State	18	23	18	.561	0	1	1	3	7	2021
Wake Forest	23	28	23	.549	0	0	1	6	10	2017
Boston College	18	22	19	.537	0	0	0	3	8	2009
Notre Dame	37	40	41	.494	0	0	1	6	10	2022
Clemson*	13	11	13	.458	0	0	0	1	4	2021
Pitt	26	24	27	.471	0	0	1	3	5	2016
Miami	11	11	11	.500	0	0	0	1	4	2022
Virginia Tech	13	8	13	.381	0	0	0	1	2	2022
Former Members										
Maryland (1954-2014)	24	38	23	.623	1	1	2	4	11	2010
South Carolina (1954-71)	1	0	2	.000	0	0	0	0	0	1971
Current Members	**407**	**657**	**404**	**.619**	**18**	**33**	**66**	**112**	**178**	
ACC Year by Year	**257**	**468**	**245**	**.656**	**15**	**28**	**48**	**81**	**131**	

*includes games vacated by NCAA

ACC SUCCESS IN NCAA TOURNAMENT

• With 657 wins among its 15 current members, the ACC is the all-time winningest conference in the NCAA Tournament. The ACC also has the highest NCAA Tournament winning percentage (.618).

• Based on yearly conference membership, the ACC leads all leagues with 468 wins all-time.

• Three of the last seven and eight of the last 21 NCAA Championships have been won by teams currently competing in the ACC.

• Current ACC teams have played in five of the last eight NCAA Championship Games.

• The ACC has had at least one Final Four team in 32 of the last 45 years. Including Duke and North Carolina in 2022, 48 ACC teams have reached the Final Four.

• The ACC has posted 10 or more NCAA Tournament wins in six of the last seven seasons and 20 times overall.

• Since 1985, ACC teams have combined for a .500 or better record in 35 of 37 NCAA Tournaments.

ACC IN THE LAST SEVEN TOURNAMENTS

• The ACC is 92-47 (66.1%) in NCAA Tournament play over the last seven tournaments (2015-19, '21-22), with three championships. The 92 wins are more than any other conference. Over this span, ACC teams are 85-40 (.680) against non-conference opposition as league teams have met head-to-head seven times.

ACC	92-47	SEC	52-40
Big 12	67-44	Pac-12	44-28
Big Ten	64-50	Big East	41-36

ACC CONSISTENCY OF EXCELLENCE

• While the ACC's NCAA-record streak of 32 straight NCAA tournaments with a .500 or better record came to an end in 2021, the ACC started a new streak by going 14-5 in the 2022 tournament.

• The Big Ten had the next longest active streak at 13, which also was snapped in 2021.

• Over the 32-year span of the ACC's streak, the Big East (3), Big Ten (4), Big 12 (8), SEC (9) and Pac-12 (13) endured losing NCAA tournament seasons at least three times each.

ACC IS SWEET 16 FRIENDLY

• In the modern era (since 1985) nearly half of the ACC teams which earned NCAA Tournament bids have reached the Sweet 16 (100 of 204).

• Over the last seven tournaments, 26 of 50 (52%) ACC NCAA tourney teams have reached the Sweet 16, including an NCAA league-record six in 2016 and five in 2019.

• The ACC's 26 Sweet 16 teams over the last seven tournaments marks the most of any conference

• At least three ACC teams advanced to the NCAA regional semifinals in five of the last seven tournaments.

• The ACC has had seven different schools (10 total) make the Sweet 16 in the last three tournaments – both totals are the most of any conference.

ACC SETS NCAA TOURNAMENT FIVE-YEAR WIN MARK

• The ACC combined to win a record 74 NCAA Tournament games from 2015-19, eclipsing the previous five-year record of 65 set by the ACC from 1989-93 and 2014-18.

ACC	2015-19 74	Big East	2009-13 64
ACC	2014-18 65	Big East	1985-89 64
ACC	1989-93 65	ACC	1990-94 63

ACC HOLDS NCAA TOURNAMENT SINGLE-SEASON WIN MARK

• Since 2015, the ACC has recorded three of the top five NCAA Tournament win totals all-time for a conference.

• ACC teams combined to win a record 19 NCAA Tournament games in 2016.

ACC	2016 19	ACC	2019 15
Big East	1985 18	Big Ten	2000 15
ACC	2015 17	Big Ten	1989 15
Big East	2009 17		

ACC IN NCAA TOURNAMENT - YEAR BY YEAR

Year	Teams	Sweet 16	Reg. Final	Final Four	W-L
2022	5	3	3	2	14-5
2021	7	2	0	0	4-7
2020	No Tournament held (COVID-19 pandemic)				
2020-29	**12**	**5**	**3**	**2**	**18-12 (.600)**
2019	7	5	2	1	15-6
2018	9	4	2	0	12-9
2017	9	1	1	1	11-8
2016	7	6	4	2	19-7
2015	6	5	3	1	17-5
2014	6	1	0	0	6-6
2013	4	2	1	0	6-4
2012	5	2	1	0	6-5
2011	4	3	1	0	8-4
2010	6	1	1	1	9-5
2010-19	**63**	**30**	**16**	**6**	**109-59 (.649)**
2009	7	2	1	1	9-6
2008	4	1	1	1	6-4
2007	7	1	1	0	7-7
2006	4	2	0	0	6-4
2005	5	3	1	1	12-4
2004	6	3	2	2	14-6
2003	4	2	0	0	5-4
2002	4	2	1	1	10-3
2001	6	2	2	2	11-5
2000	3	2	1	1	7-3
2000-09	**50**	**20**	**10**	**9**	**87-46 (.654)**
1999	3	2	1	1	7-3
1998	5	3	2	1	10-5
1997	6	2	1	1	8-6
1996	6	2	1	0	6-6
1995	4	4	2	1	11-4
1994	5	2	1	1	10-5
1993	6	4	2	1	14-5
1992	5	4	1	1	12-4
1991	6	2	2	2	13-5
1990	5	4	2	2	14-5
1990-99	**51**	**29**	**15**	**11**	**105-48 (.686)**
1989	6	4	2	1	12-6
1988	5	2	2	1	9-5
1987	6	2	1	0	5-6
1986	6	4	2	1	13-6
1985	5	4	3	0	12-5
1984	5	4	2	1	8-5
1983	4	3	3	1	11-3
1982	4	2	1	1	7-3
1981	4	2	2	2	9-4
1980	5	3	2	0	6-5
1980-89	**50**	**30**	**20**	**8**	**92-48 (.657)**
1979	2	0	0	0	0-2
1978	2	1	1	1	4-2
1977	2	2	2	1	6-2
1976	2	0	0	0	0-2
1975	2	2	1	0	4-2
1974	1	-	1	1	4-0
1973	1	-	1	0	1-1
1972	1	-	1	1	3-1
1971	1	-	0	0	0-2
1970	1	-	0	0	1-1
1970-79	**15**	**-**	**7**	**4**	**23-15 (.605)**
1969	1	-	1	1	2-2
1968	1	-	1	1	3-1
1967	1	-	1	1	2-2
1966	1	-	1	1	3-1
1965	1	-	0	0	1-1
1964	1	-	1	1	3-1
1963	1	-	1	1	3-1
1962	1	-	1	1	4-1
1961	1	-	1	0	2-1
1960	1	-	1	0	2-1
1960-69	**10**	**-**	**9**	**7**	**25-12 (.675)**
1959	1	-	0	0	0-1
1958	1	-	0	0	2-1
1957	1	-	1	1	5-0
1956	1	-	0	0	0-1
1955	1	-	0	0	0-1
1954	1	-	0	0	2-1
1954-59	**6**	**-**	**1**	**1**	**9-5 (.643)**

NCAA CHAMPIONSHIPS BY CURRENT ACC SCHOOLS

Year	School	Head Coach
2019	Virginia	Tony Bennett
2017	North Carolina	Roy Williams
2015	Duke	Mike Krzyzewski
2013	Louisville*^	Rick Pitino
2010	Duke	Mike Krzyzewski
2009	North Carolina	Roy Williams
2005	North Carolina	Roy Williams
2003	Syracuse^	Jim Boeheim
2001	Duke	Mike Krzyzewski
1993	North Carolina	Dean Smith
1992	Duke	Mike Krzyzewski
1991	Duke	Mike Krzyzewski
1986	Louisville^	Denny Crum
1983	NC State	Jim Valvano
1982	North Carolina	Dean Smith
1980	Louisville^	Denny Crum
1974	NC State	Norman Sloan
1957	North Carolina	Frank McGuire

*later vacated; ^prior to joining ACC

ACC'S NCAA CHAMPIONS

• Teams currently in the ACC have combined to win 17 NCAA Championships, most recently Virginia in 2019.

• North Carolina leads the way with six national titles, followed by Duke with five, Louisville two, NC State two, Syracuse one and Virginia one.

• Maryland won the NCAA title in 2002 during its time in the ACC.

• The ACC has had at least one Final Four team in 32 of the last 45 years.

ACC TEAMS AMONG NCAA TOURNAMENT WIN LEADERS

• With five wins in the 2022 tournament, North Carolina now ranks No. 1 all-time in NCAA Tournament history with 131 wins. Duke (118), Syracuse (70) and Louisville (61) rank third, seventh and 10th, respectively.

All-Time NCAA Tournament Wins

North Carolina	**ACC**	**131**	Michigan St.	Big Ten	71
Kentucky	SEC	129	**Syracuse**	**ACC**	**70**
Duke	**ACC**	**118**	Indiana	Big Ten	67
Kansas	Big 12	115	Villanova	Big East	67
UCLA	Pac-12	107	**Louisville**	**ACC**	**61**

BOEHEIM IS ACTIVE NCAA TOURNAMENT WIN LEADER

• Syracuse's Jim Boeheim has more NCAA Tournament wins (57) than any other active coach in history. His 57 wins also ranks as the fourth most in tournament history.

• Boeheim's 35 tournament appearances also are the most among active coaches.

Most NCAA Tournament Wins All-Time

Mike Krzyzewski, Duke 101
Roy Williams, Kansas/North Carolina 79
Dean Smith, North Carolina 65
Jim Boeheim, Syracuse 57

NCAA TOURNAMENT W-L RECORDS

Based on Yearly Conference Membership

Conference	Years	G	Won	Lost	Pct.
Atlantic Coast	1954-22	713	468	245	.656
Big Ten	1939-22	721	441	280	.612
Big East	1980-22	566	343	223	.606
Pac-12	1939-22	510	303	207	.594
Southeastern	1939-22	574	339	235	.591
Big 12	1997-22	342	201	141	.588
American Athletic	2014-22	47	25	22	.532
West Coast	1953-22	182	92	90	.505
Conference USA	1996-22	114	56	58	.491
Missouri Valley	1939-22	217	107	110	.493
Atlantic 10	1977-22	219	102	117	.466
Big West	1970-22	107	44	63	.411
Horizon	1982-22	81	32	49	.395
Western Athletic	1963-22	172	67	105	.390
Colonial	1975-22	71	27	44	.380
Ivy League	1939-22	127	43	84	.339
Sun Belt	1977-22	88	27	61	.307
Mid-American	1953-22	110	32	78	.291
Southern	1939-22	110	32	78	.291
Mountain West	2000-22	77	22	55	.286
Ohio Valley	1969-22	100	27	73	.270
Southland	1969-22	65	17	48	.262
Summit	1986-22	49	12	37	.245
America East	1980-22	51	9	42	.176
Mid-Eastern	1981-22	48	8	40	.167
Big Sky	1968-22	67	11	56	.164
Southwestern	1980-22	49	8	41	.163
Metro Atlantic	1984-22	47	7	40	.149
Atlantic Sun	1981-22	48	7	41	.146
Patriot	1991-22	34	4	30	.118
Big South	1991-22	34	4	30	.118
Northeast	1982-22	45	5	40	.111

NOTE: *Full NCAA Tournament results for ACC teams located on pages 193-206 of this book.*

ACC NO. 1 SEEDS

Since the NCAA started assigning seeds in 1979, the ACC has produced more No. 1 seeds (40) than any other conference, has the best winning percentage as a No. 1 seed (.825) and is the only conference to have a .500 record (28-28) in games versus No. 1 seeds.

NO. 1 SEED BY CONFERENCE (SINCE 1979)

	Conference	No. 1	W-L	Pct.
1.	Atlantic Coast	40	137-29	.825
2.	Big East	25	71-21	.772
3.	Big Ten	24	78-22	.780
4.	Southeastern	18	63-16	.797
5.	Pacific-12	17	43-16	.729
6.	Big 12	16	48-12	.800
7.	Big Eight	8	21-8	.724
8.	West Coast	5	16-5	.762
	Independents	5	3-5	.375
10.	Atlantic 10	3	10-3	.769
	Conference USA	3	9-3	.750
12.	Big West	2	10-1	.909
	Southwest	2	7-2	.778
	Missouri Valley	2	5-2	.714
15.	Pacific Coast	1	4-1	.800
16.	Metro	1	3-1	.750

NCAA TOURNAMENT WIN PCT. SINCE 1985

Conference	Teams	Record	Pct.
Atlantic Coast	204	363-188	.659
Southeastern	183	259-168	.607
Big East	215	303-198	.605
Big Ten	223	314-210	.599
Big 12	144	192-130	.596
Pac-12	153	192-143	.573

SWEET 16 APPEARANCES SINCE 1985

Conference	NCAA App.	Sweet 16	Pct.
Atlantic Coast	204	100	.490
Southeastern	183	73	.399
Pac-12	153	60	.392
Big Ten	223	82	.368
Big East	215	80	.372
Big 12	144	47	.326

REGIONAL FINALS SINCE 1985

Conference	NCAA App.	Reg Final	Pct.
Atlantic Coast	204	54	.265
Big 12	144	30	.208
Southeastern	183	38	.208
Big East	215	44	.205
Big Ten	223	40	.179
Pac-12	153	26	.170

FINAL FOURS SINCE 1985

Conference	NCAA App.	Final Four	Pct.
Atlantic Coast	204	31	.152
Big Ten	223	25	.112
Southeastern	183	20	.109
Big East	215	20	.093
Pac-12	153	12	.078
Big 12	144	11	.076

***NOTE:** *NCAA Tournament expanded to 64 teams in 1985.*

ALL-TIME NO. 1 SEEDS

North Carolina 17
Duke 14
Virginia 7
Syracuse 3
Louisville 2
Pitt 2
Notre Dame 1
Wake Forest 1

BEATING NO. 1 SEED

Duke 9
North Carolina 9
Syracuse 5
Louisville 3
NC State 3
Boston College 2
Virginia 2
Florida State 1
Georgia Tech 1
Wake Forest 1

2022-23 SCHEDULE

Date	Opponent	TV	Time
11/7	Cornell	ACCNX	8 PM
11/11	Detroit Mercy	ACCNX	1 PM
11/14	Maine	ACCN	6 PM
11/18	vs George Mason[1]	ESPN3	8 PM
11/19-20	vs Belmont/Tarleton St.[1]	ESPN3	TBA
11/21	vs TBD[1]	ESPN3	TBA
11/27	Rhode Island	ACCN	Noon
11/30	at Nebraska[2]	ESPNU	9:15 PM
12/3	at Duke	ACCN	4 PM
12/6	New Hampshire	ACCNX	7 PM
12/10	vs Villanova[3]	FOX	5 PM
12/13	Stonehill College	ACCNX	7 PM
12/21	Virginia Tech	ACCN	6:30 PM
12/31	at Syracuse	TBA	TBA
1/3	Notre Dame	ACCN	7 PM
1/7	Duke	ACCN	1 PM
1/11	at Miami	ESPN/2/U	7 PM
1/14	Wake Forest	ESPN2/U	8 PM
1/17	at North Carolina	RSN	7 PM
1/21	at Notre Dame	RSN	2 PM
1/25	Louisville	ACCN	9 PM
1/28	at Virginia	RSN	Noon
1/31	Clemson	ACCN	7 PM
2/4	Syracuse	ACCN	5 PM
2/8	at Virginia Tech	ACCN	7 PM
2/11	NC State	RSN	Noon
2/14	at Pitt	ACCN	9 PM
2/18	at Florida State	RSN	Noon
2/22	Virginia	RSN	7 PM
2/28	at Wake Forest	ESPNU	7 PM
3/4	Georgia Tech	ESPNU	2:30 PM

[1]Paradise Jam, U.S. Virgin Islands
[2]ACC/Big Ten Challenge
[3]Never Forget Classic, Newark, N.J.

Schedule as of Oct. 31, 2022

QUICK FACTS

Location: Chestnut Hill, Massachusetts
Founded: 1863
Enrollment: 14,513
Colors: Maroon & Gold
President: Rev. William P. Leahy, S.J.
Athletics Director: Blake James
Arena: Conte Forum (8,606)

MEDIA SERVICES
Men's Basketball Contact: Mike Laprey
Office Phone: 617-552-2193
E-mail: lapreym@bc.edu
Website: BCEagles.com
Twitter: @BCMBB

2022-23 ROSTER

No.	Player	Cl.	Pos.	Ht.	Wt.	Hometown/High School/Previous School
00	Chas Kelley III	Fr.	G	6-5	180	Houston, Texas / The Phelps School
1	T.J. Bickerstaff	Sr.	F	6-9	220	Atlanta, Ga. / Sandy Creek / Drexel
2	Armani Mighty	Fr.	C	6-10	225	Toronto, Ontario / United Scholastic Academy
3	Jaeden Zackery	So.	G	6-2	215	Salem, Wis. / Westosha Central / Chipola College
4	Abe Atiyeh	Jr.	G	6-0	195	Bethlehem, Pa. / Moravian Academy
5	DeMarr Langford Jr.	Jr.	G	6-5	220	Worcester, Mass. / Brewster Academy
10	Prince Aligbe	Fr.	G/F	6-6	225	Minneapolis, Minn. / Minnehaha Academy
11	Makai Ashton-Langford	Gr.	G	6-3	180	Worcester, Mass. / Brewster Academy / Providence
12	Quinten Post	Sr.	F	7-0	250	Amsterdam, The Netherlands / Cartesius Lyceum / Mississippi State
13	Donald Hand Jr.	Fr.	G	6-5	195	Virginia Beach, Va. / Landstown
21	Devin McGlockton	So.	F	6-7	215	Cumming, Ga. / South Forsyth
23	Andrew Kenny	Sr.	F	6-6	200	Seattle, Wash. / Choate Rosemary Hall
24	CJ Penha Jr.	Gr.	F	6-7	230	Pickerington, Ohio / Harvest Prep / Trevecca Nazarene
25	Jonathan Noel	Sr.	G	6-3	205	Everett, Mass. / St. Mark's
30	Quinn Pemberton	Jr.	G	6-1	210	Lake Forest, Ill. / Loyola Academy
45	Mason Madsen	Jr.	G	6-4	195	Rochester, Minn. / Mayo Senior / Cincinnati

Head Coach: Earl Grant (Georgia College '00)
Assistant Coach: Anthony Goins (St. John's '08)
Assistant Coach: Corey McCrae (Fordham '06)
Assistant Coach: Jim Molinari (Illinois Wesleyan '77)

2021-22 FINAL STATISTICS (13-20, 6-14/T11TH ACC)

#	PLAYER	GP-GS	MIN	AVG	TOTAL FG-FGA	FG%	3-POINT 3FG-FGA	3FG%	F-THROW FT-FTA	FT%	REBOUNDS OFF	DEF	TOT	AVG	PF	DQ	A	TO	BLK	STL	PTS	AVG
11	ASHTON-LANGFORD, Makai	33-33	1133:34	34.4	139-350	.397	41-140	.293	76-101	.752	21	108	129	3.9	87	2	111	70	10	49	395	12.0
	ACC-Only	20-20	693:52	34.7	90-238	.378	28-98	.286	40-53	.755	14	66	80	4.0	55	1	67	42	5	31	248	12.4
5	LANGFORD JR., DeMarr	32-30	1110:18	34.7	140-307	.456	7-26	.269	75-112	.670	48	107	155	4.8	40	0	73	49	16	35	362	11.3
	ACC-Only	19-17	629:51	33.1	80-180	.444	6-21	.286	32-48	.667	25	65	90	4.7	28	0	42	29	9	22	198	10.4
3	ZACKERY, Jaeden	33-33	1134:00	34.4	120-259	.463	52-109	.477	52-73	.712	18	88	106	3.2	77	2	90	67	6	57	344	10.4
	ACC-Only	20-20	696:37	34.8	70-159	.440	32-71	.451	27-33	.818	16	57	73	3.7	48	1	54	39	5	37	199	10.0
33	KARNIK, James	33-31	762:51	23.1	130-233	.558	10-38	.263	52-71	.732	69	108	177	5.4	83	5	24	39	10	19	322	9.8
	ACC-Only	20-20	490:09	24.5	89-159	.560	4-20	.200	40-54	.741	46	70	116	5.8	49	5	15	25	8	13	222	11.1
12	POST, Quinten	31-11	664:33	21.4	116-231	.502	11-32	.344	49-68	.721	64	102	166	5.4	81	2	22	50	31	19	292	9.4
	ACC-Only	18-6	368:55	20.5	68-135	.504	3-15	.200	24-34	.706	47	58	105	5.8	47	1	12	28	19	6	163	9.1
51	GALLOWAY, Brevin	25-5	619:40	24.8	72-234	.308	44-172	.256	20-26	.769	2	35	37	1.5	33	1	36	31	4	28	208	8.3
	ACC-Only	19-5	488:15	25.7	55-190	.289	33-143	.231	13-17	.765	2	29	31	1.6	26	1	26	25	2	25	156	8.2
1	BICKERSTAFF, T.J.	27-22	665:06	24.6	60-153	.392	9-31	.290	48-73	.658	67	128	195	7.2	56	2	39	31	15	20	177	6.6
	ACC-Only	14-12	343:57	24.6	25-72	.347	4-17	.235	25-39	.641	35	67	102	7.3	28	0	20	16	8	7	79	5.6
4	JONES, Kanye	30-0	291:39	9.7	19-72	.264	10-41	.244	7-12	.583	2	20	22	0.7	21	0	5	20	0	6	55	1.8
	ACC-Only	17-0	141:26	8.3	9-35	.257	5-19	.263	1-2	.500	1	6	7	0.4	12	0	3	6	0	2	24	1.4
13	SCOTT, Frederick	7-0	67:10	9.6	4-17	.235	2-9	.222	2-4	.500	3	12	15	2.1	9	0	2	7	0	0	12	1.7
	ACC-Only	0-0	0:00	0.0	0-0	.000	0-0	.000	0-0	.000	0	0	0	0.0	0	0	0	0	0	0	0	0.0
24	THOMPSON, Gianni	19-0	143:57	7.6	9-28	.321	4-12	.333	3-5	.600	4	15	19	1.0	12	1	2	8	4	2	25	1.3
	ACC-Only	15-0	119:14	7.9	7-21	.333	3-9	.333	3-4	.750	3	14	17	1.1	10	1	2	7	4	1	20	1.3
32	VANDER BAAN, Justin	11-0	57:54	5.3	3-6	.500	0-1	.000	7-10	.700	4	11	15	1.4	10	1	2	2	1	2	13	1.2
	ACC-Only	8-0	49:07	6.1	3-5	.600	0-1	.000	7-10	.700	4	9	13	1.6	10	1	1	2	1	2	13	1.6
10	ATIYEH, Abe	3-0	03:27	1.2	0-0	.000	0-0	.000	1-2	.500	0	0	0	0.0	0	0	0	0	0	1	1	0.3
	ACC-Only	1-0	01:26	1.4	0-0	.000	0-0	.000	0-0	.000	0	0	0	0.0	0	0	0	0	0	0	0	0.0
23	KENNY, Andrew	11-0	31:24	2.9	0-4	.000	0-3	.000	2-2	1.000	1	5	6	0.5	2	0	1	0	0	0	2	0.2
	ACC-Only	7-0	18:23	2.6	0-2	.000	0-2	.000	2-2	1.000	0	3	3	0.4	1	0	1	0	0	0	2	0.3
0	PEMBERTON, Quinn	6-0	13:24	2.2	0-2	.000	0-0	.000	1-2	.500	0	1	1	0.2	3	0	2	1	0	0	1	0.2
	ACC-Only	4-0	08:49	2.2	0-2	.000	0-0	.000	1-2	.500	0	0	0	0.0	2	0	2	1	0	0	1	0.3
25	NOEL, Jonathan	2-0	01:27	0.7	0-0	.000	0-0	.000	0-0	.000	0	0	0	0.0	0	0	0	0	0	0	0	0.0
	ACC-Only	1-0	00:26	0.4	0-0	.000	0-0	.000	0-0	.000	0	0	0	0.0	0	0	0	0	0	0	0	0.0
	Total	**33**	**6700**		**812-1896**	**.428**	**190-614**	**.309**	**395-561**	**.704**	**352**	**779**	**1131**	**34.3**	**514**	**16**	**409**	**393**	**97**	**238**	**2209**	**66.9**
	ACC-Only	**20**	**4050**		**496-1198**	**.414**	**118-416**	**.284**	**215-298**	**.721**	**217**	**461**	**678**	**33.9**	**316**	**11**	**245**	**231**	**61**	**146**	**1325**	**66.3**
	Opponents	**33**	**6700**		**797-1777**	**.449**	**238-653**	**.364**	**416-560**	**.743**	**270**	**820**	**1090**	**33.0**	**541**	**10**	**403**	**410**	**130**	**222**	**2248**	**68.1**
	ACC-Only	**20**	**4050**		**492-1094**	**.450**	**151-398**	**.379**	**298-384**	**.776**	**181**	**529**	**710**	**35.5**	**310**	**5**	**243**	**242**	**77**	**138**	**1433**	**71.7**

Date	Opponent	BC AP	BC USA	Opp AP	Opp USA	W/L	Score	BOSTON COLLEGE FG	FG%	3-Pt FG	3-Pt FG%	FT	FT%	OPPONENTS FG	FG%	3-Pt FG	3-Pt FG%	FT	FT%	Reb Mar	TO BC/Opp
11/9	Dartmouth					W	77-59	25-51	.490	7-18	.389	16-25	.640	21-56	.375	6-29	.207	9-13	.692	+8	12/8
11/12	Holy Cross					W	85-55	34-57	.596	3-14	.214	14-20	.700	24-52	.462	4-17	.235	3-8	.375	-1	9/19
11/14	Fairfield					W	72-64	25-50	.500	6-9	.667	16-27	.593	21-53	.396	8-21	.381	14-17	.824	+7	15/14
11/17	at Rhode Island					L	49-57	14-56	.250	3-12	.250	18-24	.750	19-43	.442	6-16	.375	13-20	.650	+13	13/14
11/20	vs. Utah[1]					L	61-68	22-52	.423	6-12	.500	11-15	.733	25-54	.463	6-16	.375	12-13	.923	+4	14/11
11/21	vs. Rhode Island[1]					L	65-71	21-48	.438	7-19	.368	16-10	.842	22-43	.512	11-21	.524	16-19	.842	+14	15/13
11/26	Columbia					W	73-60	26-62	.419	8-22	.364	13-22	.591	22-52	.423	8-24	.333	8-15	.533	+20	11/10
11/29	South Florida					W	64-49	24-54	.444	5-15	.333	11-16	.688	20-56	.357	4-16	.250	5-11	.455	-9	6/13
12/3	Notre Dame					W	73-57	27-55	.491	6-13	.462	13-17	.765	21-55	.382	8-28	.286	7-7	1.000	+11	11/11
12/11	at Saint Louis					L	68-79	25-59	.424	3-17	.176	15-20	.750	29-55	.527	11-27	.407	10-12	.833	+1	11/15
12/13	Albany					L	57-61	22-57	.386	5-16	.313	8-12	.667	25-54	.463	8-16	.500	3-4	.750	+15	13/7
1/2	North Carolina					L	65-91	21-67	.313	8-28	.286	15-19	.789	32-61	.525	11-23	.478	16-19	.842	-7	9/8
1/8	at Pitt					L	67-69	22-57	.386	9-23	.391	14-19	.737	20-45	.444	6-14	.429	23-28	.821	-11	10/16
1/12	Georgia Tech					L	76-81	29-62	.468	6-21	.286	12-19	.632	29-57	.509	11-25	.440	12-17	.706	-4	16/17
1/15	at Clemson					W	70-68	28-57	.491	6-19	.316	8-15	.533	27-59	.458	6-19	.316	8-14	.571	-5	11/12
1/19	at Louisville					L	54-67	19-65	.292	4-20	.200	12-22	.545	24-52	.462	6-18	.333	13-22	.591	+1	10/11
1/22	Virginia Tech					W	68-63	25-52	.481	4-12	.333	14-19	.737	23-53	.434	7-17	.412	10-11	.909	+15	10/7
1/24	at Wake Forest					L	57-87	18-71	.254	6-25	.240	15-20	.750	29-54	.537	8-20	.400	21-23	.913	-6	12/14
1/26	at North Carolina					L	47-58	20-60	.333	1-16	.063	6-8	.750	16-55	.291	6-17	.353	20-25	.800	-6	9/8
1/30	Pitt					W	69-57	26-58	.448	7-21	.333	10-12	.833	20-57	.351	5-18	.278	11-19	.579	+1	10/13
2/1	at Virginia					L	55-67	19-47	.404	5-21	.238	12-12	1.000	19-43	.442	3-7	.429	26-29	.897	-1	14/9
2/8	Syracuse					L	64-73	27-72	.375	6-28	.214	4-6	.667	24-61	.393	11-24	.458	14-16	.875	+2	10/10
2/12	Duke			7	7	L	61-72	25-62	.403	1-12	.083	10-15	.667	26-56	.464	7-21	.333	13-17	.765	-10	9/13
2/16	at Notre Dame					L OT	95-99	36-64	.563	10-23	.435	13-18	.722	29-59	.492	8-21	.381	33-39	.846	-9	11/10
2/19	at Syracuse					L	56-76	23-66	.348	5-28	.179	5-6	.833	30-59	.508	10-23	.435	6-11	.545	+5	15/13
2/21	Florida State					W	71-55	28-58	.483	11-26	.423	4-5	.800	19-56	.339	4-19	.211	13-15	.867	+2	18/19
2/23	at NC State					W	69-61	28-52	.538	5-15	.333	8-12	.667	23-54	.426	9-22	.409	6-8	.750	-2	13/17
2/26	Clemson					L	60-70	21-58	.362	6-29	.207	12-13	.923	20-50	.400	6-20	.300	24-30	.800	-10	8/8
3/2	Miami					L	70-81	28-56	.500	6-17	.353	8-14	.571	31-55	.564	10-21	.476	9-12	.750	0	12/10
3/5	at Georgia Tech					L OT	78-82	26-59	.441	6-19	.316	20-27	.741	30-53	.566	9-21	.429	13-22	.591	+2	14/15
3/8	vs. Pitt[2]					W	66-46	23-43	.535	7-15	.467	13-18	.722	18-45	.400	3-11	.273	7-12	.583	-1	12/14
3/9	vs. Wake Forest[2]					W OT	82-77	26-52	.500	6-14	.429	24-34	.706	29-64	.453	6-22	.273	13-24	.542	+2	17/17
3/10	vs. Miami[2]					L OT	69-71	29-57	.509	6-15	.400	5-11	.455	30-56	.536	6-19	.316	5-8	.625	0	14/13

[1]Sunshine Slam, Daytona Beach, Fla.; [2]ACC Tournament, Brooklyn, N.Y.

EARL GRANT

Head Coach
Second Season at Boston College
Georgia College '00

■ Earl Grant enters his second season as Boston College's head coach. He led the Eagles to a pair of wins in the 2022 ACC Tournament – just the third time in which BC posted back-to-back wins in the tournament.

■ Grant led the College of Charleston to a top-four finish in the CAA in each of his last five seasons, including the 2018 regular season and conference tournament championship.

■ He guided the Cougars to three 20-win campaigns and a 67-22 home-court winning record over the previous six years and produced 12 all-conference honorees.

■ Grant was a finalist for the 2019 Skip Prosser Man of the Year Award, presented annually to a coach who not only achieves success on the basketball court, but who also displays moral integrity off the court.

■ A native of North Charleston, South Carolina, Grant worked at Clemson for four years as an assistant coach on Brad Brownell's Clemson staff before taking the College of Charleston head job.

EARL GRANT YEAR BY YEAR

Year	School	Conf.	Overall	Conf. W-L	Conf. Finish	Post-Season
2014-15	Coll. of Charleston	CAA	9-24	3-15	10th	-
2015-16	Coll. of Charleston	CAA	17-14	8-10	7th	-
2016-17	Coll. of Charleston	CAA	25-10	14-4	2nd	NIT 0-1
2017-18	Coll. of Charleston	CAA	26-8	14-4	1st	NCAA 0-1
2018-19	Coll. of Charleston	CAA	24-9	12-6	3rd	-
2019-20	Coll. of Charleston	CAA	17-14	11-7	4th	-
2020-21	Coll. of Charleston	CAA	9-10	6-4	3rd	-
2021-22	Boston College	ACC	13-20	6-14	T10th	-

GRANT CAREER TOTALS

School	Years		Overall W-L	Overall Pct.	Conf. Games W-L	Conf. Games Pct.	ACC Tournament W-L	ACC Tournament Pct.	NCAA Tournament W-L	NCAA Tournament Pct.	NIT Games W-L	NIT Games Pct.
College of Charleston	(7)	2015-21	127-89	.588	68-50	.576	-	-	0-1	.000	0-1	.000
Boston College	(1)	2022	13-20	.394	6-14	.300	2-1	.667	-	-	-	-
Totals	**(8)**	**2015-22**	**140-109**	**.562**	**74-64**	**.536**	**2-1**	**.667**	**0-1**	**.000**	**0-1**	**.000**

BOSTON COLLEGE COACHING RECORDS

Career Records			Years	W	L	Pct.
1.	Higgins	(1)	1905	6	8	.429
2.	James Crowley	(2)	1906-1907	9	21	.300
3.	Rev. Paul McNally, S.J.	(1)	1917	2	3	.400
4.	Luke Urban	(3)	1919-1921	19	11	.633
5.	William Coady	(4)	1922-1925	21	22	.488
6.	Al McClellan	(8)	1946-1953	94	79	.543
7.	Don Martin	(9)	1954-1962	111	103	.519
8.	Frank Power	(1)	1963	9	16	.360
9.	Bob Cousy	(6)	1964-1969	117	38	.755
10.	Chuck Daly	(2)	1970-1971	26	24	.520
11.	Bob Zuffelato	(6)	1972-1977	83	80	.509
12.	Tom Davis	(5)	1978-1982	100	47	.680
13.	Gary Williams	(4)	1983-1986	76	45	.628
14.	Jim O'Brien	(11)	1987-1997	168	166	.503
15.	Al Skinner	(13)	1998-2010	247	165	.600
16.	Steve Donahue	(4)	2011-2014	54	76	.420
17.	Jim Christian	(7)	2015-2021	78	132	.371
*	Scott Spinelli	(interim)	2021	1	3	.250
18.	Earl Grant	(1)	2022	13	20	.394

ACC Games Only			Years	W	L	Pct.
1.	Al Skinner	(5)	2006-2010	40	40	.500
2.	Steve Donahue	(4)	2011-2014	24	44	.353
3.	Earl Grant	(1)	2022	6	14	.300
*	Scott Spinelli	(interim)	2021	1	3	.250
3.	Jim Christian	(7)	2015-2021	26	94	.217

ACC Tournament			Years	W	L	Pct.
1.	Earl Grant	(1)	2022	2	1	.667
2.	Al Skinner	(5)	2006-2010	5	5	.500
3.	Jim Christian	(6)	2015-2020	3	6	.333
	Steve Donahue	(4)	2011-2014	2	4	.333
*	Scott Spinelli	(interim)	2021	0	1	.000

NCAA Tournament		No.	W	L	Pct.
1.	Tom Davis	(2)	5	2	.714
2.	Jim O'Brien	(3)	5	3	.625
3.	Gary Williams	(2)	3	2	.600
4.	Bob Cousy	(2)	2	2	.500
5.	Al Skinner	(7)	6	7	.462
6.	Bob Zuffelato	(1)	1	2	.333
7.	Don Martin	(1)	0	1	.000

NIT		No.	W	L	Pct.
1.	Bob Zuffelato	(1)	3	1	.750
2.	Jim O'Brien	(3)	6	4	.600
3.	Bob Cousy	(3)	4	3	.571
4.	Steve Donahue	(1)	1	1	.500
	Tom Davis	(1)	1	1	.500
	Al Skinner	(1)	1	1	.500
7.	Jim Christian	(1)	0	1	.000
	Gary Williams	(1)	1	1	.500

Year	Head Coach	Overall	Conf.	Finish	Conf. Trn.	Non Conf.	Post-Season	Final AP	Final Coach	All-Conf.	All-Am.	NBA Draft	PPG Offense	FG%	FT%	PPG Defense	Opp. FG%	Reb. Mar.
1954	Don Martin	11-11	-	-	-	11-11	-	-	-	-	0	1	72.0	-	-	70.5	-	-
1955	Don Martin	8-18	-	-	-	8-18	-	-	-	-	0	0	69.2	-	-	81.6	-	-
1956	Don Martin	6-18	-	-	-	6-18	-	-	-	-	0	0	69.3	-	-	80.4	-	-
1957	Don Martin	13-12	-	-	-	13-12	-	-	-	-	0	0	74.0	-	-	73.3	-	-
1958	Don Martin	16-6	-	-	-	16-6	NCAA 0-1	-	-	-	0	0	75.1	-	-	68.6	-	-
1959	Don Martin	17-9	-	-	-	17-9	-	-	-	-	0	0	71.0	-	-	63.8	-	-
1960	Don Martin	11-14	-	-	-	11-14	-	-	-	-	0	0	75.1	-	-	75.8	-	-
1961	Don Martin	14-9	-	-	-	14-9	-	-	-	-	0	0	79.7	-	-	76.1	-	-
1962	Don Martin	15-7	-	-	-	15-7	-	-	-	-	0	2	84.9	.465	-	77.6	-	-
1963	Frank Power	9-16	-	-	-	9-16	-	-	-	-	0	1	60.2	-	-	60.2	-	-
1964	Bob Cousy	10-11	-	-	-	10-11	-	-	-	-	0	0	83.8	-	-	84.9	-	-
1965	Bob Cousy	22-7	-	-	-	22-7	NIT 0-1	-	-	-	1	0	91.6	.459	.674	84.2	-	-
1966	Bob Cousy	21-5	-	-	-	21-5	NIT 1-1	-	-	-	1	1	91.1	.465	.677	80.4	.445	9.2
1967	Bob Cousy	23-3	-	-	-	23-3	NCAA 2-1	9	10	-	0	1	85.3	.473	.691	71.3	.427	7.7
1968	Bob Cousy	17-8	-	-	-	17-8	NCAA 0-1	-	-	-	0	2	88.8	.486	.721	75.0	.432	5.0
1969	Bob Cousy	24-4	-	-	-	24-4	NIT 3-1	16	15	-	1	2	84.2	.488	.712	72.6	.440	7.2
1970	Chuck Daly	11-13	-	-	-	11-13	-	-	-	-	1	1	73.6	.453	.761	72.8	.418	0.6
1971	Chuck Daly	15-11	-	-	-	15-11	-	-	-	-	1	2	75.7	.448	.721	70.2	.439	2.6
1972	Bob Zuffelato	13-13	-	-	-	13-13	-	-	-	-	0	0	72.1	.465	.693	73.1	.424	2.3
1973	Bob Zuffelato	11-14	-	-	-	11-14	-	-	-	-	0	0	74.3	.450	.707	74.7	.451	1.2
1974	Bob Zuffelato	21-9	-	-	-	21-9	NIT 3-1	-	-	-	0	1	78.8	.485	.678	74.6	.458	3.7
1975	Bob Zuffelato	21-9	-	-	-	21-9	NCAA 1-2	-	-	-	0	0	81.0	.476	.715	74.3	.451	5.2
1976	Bob Zuffelato	9-17	-	-	-	9-17	-	-	-	-	0	1	72.9	.473	.683	74.2	.472	-3.2
1977	Bob Zuffelato	8-18	-	-	-	8-18	-	-	-	-	0	1	74.0	.423	.701	84.0	.501	-2.0
1978	Tom Davis	15-11	-	-	-	15-11	-	-	-	-	0	0	82.2	.483	.735	80.8	.481	5.0
1979	Tom Davis	21-9	-	-	-	21-9	-	-	-	-	0	0	84.2	.502	.751	78.9	.498	5.6
Member of Big East Conference																		
1980	Tom Davis	19-10	2-4	(5)	0-1	17-5	NIT 1-1	-	-	1	0	0	76.1	.518	.725	68.9	.461	4.4
1981	Tom Davis	23-7	10-4	(1)	0-1	13-2	NCAA 2-1	-	-	2	0	0	72.7	.510	.719	64.3	.493	5.6
1982	Tom Davis	22-10	8-6	(4)	1-1	13-3	NCAA 3-1	-	-	1	1	1	77.8	.517	.671	69.8	.496	1.5
1983	Gary Williams	25-7	12-4	(T1)	2-1	11-2	NCAA 1-1	11	13	3	0	2	84.3	.505	.719	73.6	.455	2.7
1984	Gary Williams	18-12	8-8	(T4)	0-1	10-3	NIT 1-1	-	-	2	0	1	77.2	.470	.738	71.7	.493	3.7
1985	Gary Williams	20-11	7-9	(6)	0-1	13-1	NCAA 2-1	-	-	1	0	2	76.4	.492	.705	68.0	.468	5.0
1986	Gary Williams	13-15	4-12	(7)	0-1	9-2	-	-	-	1	0	1	73.3	.474	.742	73.1	.482	-2.0
1987	Jim O'Brien	11-18	3-13	(T8)	1-1	7-4	-	-	-	1	0	0	64.2	.477	.708	68.0	.471	-0.1
1988	Jim O'Brien	18-15	6-10	(7)	0-1	12-4	NIT 3-2	-	-	1	0	0	73.6	.484	.717	71.7	.461	-0.2
1989	Jim O'Brien	12-17	3-13	(9)	1-1	8-3	-	-	-	1	0	1	73.1	.436	.701	76.1	.485	-3.3
1990	Jim O'Brien	8-20	1-15	(9)	0-1	7-4	-	-	-	0	0	0	72.3	.461	.680	77.6	.491	-1.7
1991	Jim O'Brien	11-19	1-15	(9)	0-1	10-3	-	-	-	0	0	0	75.5	.440	.678	77.5	.456	-2.8
1992	Jim O'Brien	17-14	7-11	(8)	1-1	9-2	NIT 1-1	-	-	1	0	0	75.5	.483	.694	70.6	.445	-1.8
1993	Jim O'Brien	18-13	9-9	(T4)	1-1	8-3	NIT 2-1	-	-	2	0	0	71.5	.477	.746	67.0	.424	0.1
1994	Jim O'Brien	23-11	11-7	(3)	0-1	12-3	NCAA 3-1	-	-	2	1	2	78.2	.471	.682	70.0	.414	-2.4
1995	Jim O'Brien	9-19	2-16	(10)	1-1	6-2		-	-	1	0	0	72.0	.456	.697	76.4	.422	6.0
1996	Jim O'Brien	19-11	10-8	(3BE6)	1-1	8-2	NCAA 1-1	-	-	1	0	0	78.2	.461	.706	70.5	.409	5.1
1997	Jim O'Brien	22-9	12-6	(T1BE6)	3-0	7-3	NCAA 1-1	23	20	1	0	0	74.4	.452	.703	69.1	.420	5.2
1998	Al Skinner	15-16	6-12	(6BE6)	1-1	8-3	-	-	-	1	0	0	69.9	.450	.644	70.9	.437	-1.2
1999	Al Skinner	6-21	3-15	(13)	0-1	3-5	-	-	-	0	0	0	62.6	.409	.662	71.6	.461	-7.1
2000	Al Skinner	11-19	3-13	(13)	0-1	8-5	-	-	-	0	0	0	68.3	.410	.711	69.2	.437	-1.4
2001	Al Skinner	27-5	13-3	(1East)	3-0	11-2	NCAA 1-1	7	7	1	1	0	79.6	.454	.709	66.5	.438	1.8
2002	Al Skinner	20-12	8-8	(4East)	1-1	11-3	NCAA 0-1	-	-	1	0	0	73.6	.419	.696	70.5	.425	-0.6
2003	Al Skinner	19-12	10-6	(T1East)	1-1	8-5	NIT 1-1	-	-	2	1	1	79.4	.470	.691	76.4	.445	0.0
2004	Al Skinner	24-10	10-6	(T5)	2-1	12-3	NCAA 1-1	25	-	1	0	0	68.0	.455	.679	63.2	.405	3.1
2005	Al Skinner	25-5	13-3	(T1)	0-1	12-1	NCAA 1-1	14	12	2	1	0	72.5	.456	.712	64.3	.414	5.0
Member of Atlantic Coast Conference																		
2006	Al Skinner	28-8	11-5	(3)	2-1	15-2	NCAA 2-1	12	7	2	1	1	74.2	.485	.675	66.2	.427	3.8
2007	Al Skinner	21-12	10-6	(T3)	1-1	10-5	NCAA 1-1	-	-	2	1	2	74.3	.478	.724	69.8	.444	1.7
2008	Al Skinner	14-17	4-12	(T11)	1-1	9-4	-	-	-	1	0	0	72.8	.455	.690	72.4	.443	0.8
2009	Al Skinner	22-12	9-7	(T5)	1-1	12-4	NCAA 0-1	-	-	1	0	0	74.4	.443	.738	70.5	.426	2.7
2010	Al Skinner	15-16	6-10	(8)	0-1	9-5	-	-	-	1	0	0	69.2	.447	.716	66.1	.436	4.7
2011	Steve Donahue	21-13	9-7	(T4)	1-1	11-5	NIT 1-1	-	-	2	0	1	71.8	.462	.724	69.3	.446	-0.7
2012	Steve Donahue	9-22	4-12	(T9)	0-1	5-9	-	-	-	0	0	0	59.1	.408	.673	68.5	.436	-6.0
2013	Steve Donahue	16-17	7-11	(8)	1-1	8-5	-	-	-	1	0	0	67.1	.441	.712	68.1	.451	0.6
2014	Steve Donahue	8-24	4-14	(14)	0-1	4-9	-	-	-	1	0	0	68.7	.446	.741	73.6	.466	-3.7
2015	Jim Christian	13-19	4-14	(14)	1-1	9-5	-	-	-	1	0	1	65.8	.445	.705	67.4	.441	-2.6
2016	Jim Christian	7-25	0-18	(15)	0-1	7-6	-	-	-	0	0	0	61.2	.409	.650	70.5	.460	-5.5
2017	Jim Christian	9-23	2-16	(15)	0-1	7-6	-	-	-	0	0	0	72.5	.448	.680	78.4	.470	0.2
2018	Jim Christian	19-16	7-11	(12)	2-1	10-4	NIT 0-1	-	-	1	0	1	76.4	.450	.741	74.6	.445	2.1
2019	Jim Christian	14-17	5-13	(T11)	0-1	9-4	-	-	-	1	0	0	70.8	.425	.698	72.8	.419	-1.9
2020	Jim Christian	13-19	7-13	(T10)	0-1	6-6	-	-	-	0	0	0	64.6	.402	.659	70.6	.443	-5.1
2021	Christian/Spinelli	4-16	2-11	(15)	0-1	2-5	-	-	-	0	0	0	71.4	.422	.702	79.5	.491	-8.2
2022	Earl Grant	13-20	6-14	(T10)	2-1	9-6	-	-	-	0	0	0	66.9	.429	.704	68.1	.449	-1.2

2022-23 SCHEDULE

Date	Opponent	TV	Time
11/7	The Citadel	ACCNX	7 PM
11/11	at South Carolina	SECN+	7 PM
11/15	USC Upstate	ACCNX	7 PM
11/18	Bellarmine	ACCNX	7 PM
11/21	Loyola, Md.	ACCNX	7 PM
11/25	vs Iowa[1]	CBSSN	7 PM
11/26	vs California/TCU[1]	TBA	3/6 PM
11/29	Penn State[2]	ESPNU	7 PM
12/2	Wake Forest	RSN	7 PM
12/7	Towson	RSN	9 PM
12/10	vs Loyola-Chicago[3]	ACCN	7:30 PM
12/17	vs Richmond[4]	ACCNX	7 PM
12/21	at Georgia Tech	ESPN2	7:30 PM
12/30	NC State	TBA	TBA
1/4	at Virginia Tech	ESPN/2/U	9 PM
1/7	at Pitt	ESPNU	4 PM
1/11	Louisville	RSN	9 PM
1/14	Duke	ACCN	5 PM
1/17	at Wake Forest	RSN	9 PM
1/21	Virginia Tech	ESPN/2/U	6 PM
1/24	Georgia Tech	ACCN	9 PM
1/28	at Florida State	ACCN	5 PM
1/31	at Boston College	ACCN	7 PM
2/4	Miami	ACCN	3 PM
2/11	at North Carolina	ESPN/2	2 PM
2/15	Florida State	RSN	7 PM
2/18	at Louisville	ACCN	7 PM
2/22	Syracuse	ACCN	7 PM
2/25	at NC State	RSN	Noon
2/28	at Virginia	ACCN	7 PM
3/4	Notre Dame	ACCN	8 PM

[1]Emerald Coast Classic, Niceville, Fla.
[2]ACC/Big Ten Challenge
[3]Holiday Hoopsgiving, Atlanta, Ga.
[4]Greenville Winter Invitational, Greenville, S.C.

Schedule as of Oct. 31, 2022

QUICK FACTS

Location: Clemson, South Carolina
Founded: 1889
Enrollment: 24,951
Colors: Tiger Orange & Ragalia
President: James P. Clements
Athletics Director: Graham Neff
Arena: Littlejohn Coliseum (9,000)

MEDIA SERVICES
Men's Basketball Contact: Ben Winterrowd
Office Phone: 864-656-1985
E-mail: winterr@clemson.edu
Website: ClemsonTigers.com
Twitter: @ClemsonMBB

2022-23 ROSTER

No.	Player	Pos.	Ht.	Wt.	Cl.	Hometown
0	Josh Beadle	G	6'3"	182	R-Fr.	Columbia, S.C.
1	Chase Hunter	G	6'3.5"	204	Jr.	Atlanta, Ga.
2	Dillon Hunter	G	6'3.5"	193	Fr.	Atlanta, Ga.
4	Ian Schieffelin	F	6'7"	230	So.	Loganville, Ga.
5	Hunter Tyson	F	6'8"	217	Gr.	Monroe, N.C.
10	Ben Middlebrooks	F/C	6'10.5"	242	So.	Fort Lauderdale, Fla.
11	Brevin Galloway	G	6'3"	210	Gr.	Anderson, S.C.
12	Alex Hemenway	G	6'4"	195	Sr.	Newburgh, Ind.
13	Chauncey Gibson	G	6'5"	188	Fr.	Dallas, Texas
14	Devin Foster	G	6'2"	182	Sr.	Canton, Mass.
15	Jack Nauseef	G	6'1"	163	Sr.	Dayton, Ohio
20	Matt Kelly	G	6'1"	172	So.	Charleston, S.C.
21	Chauncey Wiggins	F	6'10"	205	Fr.	Grayson, Ga.
22	RJ Godfrey	F	6'7"	225	Fr.	Suwanee, Ga.
24	PJ Hall	C	6'10"	245	Jr.	Spartanburg, S.C.
32	Daniel Nauseef	F	6'7"	215	So.	Dayton, Ohio

Head Coach: Brad Brownell (DePauw '91)
Associate Head Coach: Billy Donlon (UNCW '99)
Assistant Coach: Dick Bender (Western Maryland '86)
Assistant Coach: Kareem Richardson (Evansville '97)

2021-22 FINAL STATISTICS (17-16, 8-12/10TH ACC)

#	PLAYER	GP-GS	MIN	AVG	TOTAL FG-FGA	FG%	3-POINT 3FG-FGA	3FG%	F-THROW FT-FTA	FT%	REBOUNDS OFF	DEF	TOT	AVG	PF	DQ	A	TO	BLK	STL	PTS	AVG
24	HALL, PJ	30-29	822:35	27.4	179-363	.493	24-78	.308	82-105	.781	52	122	174	5.8	76	1	48	54	38	16	464	15.5
	ACC-Only	17-16	475:42	28.0	108-221	.489	11-40	.275	45-54	.833	27	64	91	5.4	41	0	25	36	18	13	272	16.0
2	DAWES, Al-Amir	33-25	979:40	29.7	119-294	.405	84-211	.398	50-59	.847	4	90	94	2.8	38	0	75	54	1	30	372	11.3
	ACC-Only	20-14	577:17	28.9	71-179	.397	52-135	.385	26-28	.929	1	48	49	2.5	23	0	47	29	0	22	220	11.0
13	COLLINS, David	32-32	924:59	28.9	115-225	.511	19-50	.380	79-132	.598	36	186	222	6.9	91	2	75	60	6	50	328	10.3
	ACC-Only	19-19	556:16	29.3	65-126	.516	11-29	.379	43-71	.606	22	112	134	7.1	49	0	54	36	4	31	184	9.7
5	TYSON, Hunter	25-24	638:22	25.5	90-193	.466	26-75	.347	44-56	.786	33	104	137	5.5	54	0	32	24	8	20	250	10.0
	ACC-Only	12-11	271:52	22.7	39-85	.459	12-31	.387	16-21	.762	15	39	54	4.5	27	0	12	12	3	8	106	8.8
4	HONOR, Nick	33-25	839:13	25.4	90-228	.395	37-114	.325	38-42	.905	9	36	45	1.4	43	1	79	31	2	28	255	7.7
	ACC-Only	20-12	454:46	22.7	42-120	.350	16-62	.258	20-22	.909	3	20	23	1.2	28	1	39	18	1	15	120	6.0
3	HUNTER, Chase	33-15	748:59	22.7	78-173	.451	20-58	.345	45-60	.750	16	72	88	2.7	57	0	60	33	6	15	221	6.7
	ACC-Only	20-13	520:14	26.0	61-122	.500	17-43	.395	31-40	.775	9	54	63	3.2	41	0	40	25	4	9	170	8.5
33	BOHANNON, Naz	33-2	700:40	21.2	82-156	.526	1-2	.500	24-35	.686	47	87	134	4.1	43	0	56	40	3	14	189	5.7
	ACC-Only	20-2	443:00	22.2	54-105	.514	1-2	.500	18-26	.692	32	56	88	4.4	27	0	30	24	1	10	127	6.4
12	HEMENWAY, Alex	31-2	453:35	14.6	50-121	.413	39-96	.406	22-31	.710	6	35	41	1.3	40	0	10	10	0	7	161	5.2
	ACC-Only	20-2	296:52	14.8	29-79	.367	23-67	.343	16-21	.762	4	18	22	1.1	22	0	5	4	0	3	97	4.9
1	SCHIEFFELIN, Ian	30-7	348:60	11.6	34-86	.395	5-16	.313	20-28	.714	28	56	84	2.8	48	1	27	22	6	7	93	3.1
	ACC-Only	18-7	263:22	14.6	25-68	.368	2-12	.167	15-19	.789	18	46	64	3.6	35	1	24	18	6	4	67	3.7
10	MIDDLEBROOKS, Ben	26-4	168:24	6.5	13-22	.591	0-0	.000	5-8	.625	9	19	28	1.1	30	0	8	11	6	7	31	1.2
	ACC-Only	14-4	129:22	9.2	11-19	.579	0-0	.000	1-4	.250	6	13	19	1.4	23	0	5	7	3	7	23	1.6
11	FOX, Parker	6-0	09:12	1.5	1-3	.333	1-3	.333	0-0	.000	0	3	3	0.5	0	0	0	2	1	1	3	0.5
	ACC-Only	3-0	03:12	1.1	0-2	.000	0-2	.000	0-0	.000	0	1	1	0.3	0	0	0	1	0	1	0	0.0
14	FOSTER, Devin	6-0	07:33	1.3	0-1	.000	0-1	.000	0-0	.000	0	1	1	0.2	0	0	0	2	0	0	0	0.0
	ACC-Only	3-0	03:12	1.1	0-1	.000	0-1	.000	0-0	.000	0	0	0	0.0	0	0	0	0	0	0	0	0.0
32	NAUSEEF, Daniel	2-0	01:40	0.8	0-0	.000	0-0	.000	0-0	.000	1	0	1	0.5	0	0	0	0	0	0	0	0.0
	ACC-Only	2-0	01:40	0.8	0-0	.000	0-0	.000	0-0	.000	1	0	1	0.5	0	0	0	0	0	0	0	0.0
15	NAUSEEF, Jack	5-0	06:09	1.2	0-3	.000	0-2	.000	0-0	.000	0	0	0	0.0	1	0	0	0	0	0	0	0.0
	ACC-Only	3-0	03:12	1.1	0-1	.000	0-1	.000	0-0	.000	0	0	0	0.0	1	0	0	0	0	0	0	0.0
	Total	**33**	**6650**		**851-1868**	**.456**	**256-706**	**.363**	**409-556**	**.736**	**281**	**862**	**1143**	**34.6**	**521**	**5**	**470**	**364**	**77**	**195**	**2367**	**71.7**
	ACC-Only	**20**	**4000**		**505-1128**	**.448**	**145-425**	**.341**	**231-306**	**.755**	**162**	**502**	**664**	**33.2**	**317**	**2**	**281**	**221**	**40**	**123**	**1386**	**69.3**
	Opponents	**33**	**6650**		**791-1858**	**.426**	**264-792**	**.333**	**413-541**	**.763**	**274**	**808**	**1082**	**32.8**	**530**	**9**	**400**	**375**	**123**	**178**	**2259**	**68.5**
	ACC Only	**20**	**4000**		**491-1097**	**.448**	**166-477**	**.348**	**253-333**	**.760**	**149**	**495**	**644**	**32.2**	**299**	**4**	**256**	**223**	**85**	**118**	**1401**	**70.1**

Date	Opponent	AP	CU USA	AP	Opp USA	W/L	Score	CLEMSON FG	FG%	3-Pt FG	3-Pt FG%	FT	FT%	OPPONENTS FG	FG%	3-Pt FG	3-Pt FG%	FT	FT%	Reb Mar	TO CU/Opp
11/9	Presbyterian					W	64-53	21-45	.467	8-19	.421	14-25	.560	21-59	.356	3-24	.125	8-10	.800	-6	14/15
11/12	Wofford					W	76-68	23-49	.469	9-21	.429	21-29	.724	21-58	.362	5-23	.217	21-24	.875	+6	19/14
11/15	Bryant					W	93-60	35-62	.565	10-18	.556	13-18	.722	26-61	.426	9-27	.333	9-11	.818	+12	7/9
11/18	Temple[1]					W	75-48	30-55	.545	11-21	.524	4-6	.667	19-53	.358	4-20	.200	6-9	.667	-1	9/14
11/19	St. Bonaventure[1]			22	24	L	65-68	23-54	.426	14-24	.583	8-8	1.000	26-58	.448	9-23	.391	4-8	.500	-1	6/9
11/21	West Virginia[1]					L	59-66	22-40	.550	5-14	.357	10-18	.556	26-61	.426	5-19	.263	9-11	.818	-4	20/12
11/26	Charleston Southern					W	91-59	34-70	.486	12-29	.414	11-12	.917	18-61	.295	8-27	.296	15-15	1.000	+10	10/17
11/30	at Rutgers[2]					L	64-74	23-59	.390	4-18	.222	14-19	.737	26-60	.433	7-19	.368	15-26	.577	-1	9/7
12/4	at Miami					L	75-80	27-56	.482	9-21	.429	12-14	.857	27-55	.491	11-25	.440	15-17	.882	+18	18/8
12/11	vs. Drake[3]					W OT	90-80	28-60	.467	11-26	.423	23-27	.852	28-60	.467	11-31	.355	13-16	.813	+11	10/10
12/14	Miami (Ohio)					W	89-76	30-59	.508	13-24	.542	16-18	.889	26-61	.426	11-30	.367	13-16	.813	+1	8/9
12/18	South Carolina					W	70-56	21-63	.333	5-22	.227	23-31	.742	18-55	.327	5-20	.250	15-20	.750	+16	14/15
12/22	at Virginia					W	67-50	28-59	.475	8-22	.364	3-8	.375	15-41	.366	6-22	.273	14-19	.737	+9	7/14
1/4	Virginia					L	65-75	23-50	.460	9-20	.450	10-16	.625	25-46	.543	4-14	.286	21-24	.875	-5	9/9
1/8	at NC State					W	70-65	28-57	.491	3-10	.300	11-13	.846	19-60	.317	9-28	.321	18-23	.783	0	16/15
1/12	at Notre Dame					L	56-72	21-61	.344	6-32	.188	8-12	.667	25-55	.455	10-26	.385	12-17	.706	+2	10/8
1/15	Boston College					L	68-70	27-59	.458	6-19	.316	8-14	.571	28-57	.491	6-19	.316	8-15	.533	+5	12/11
1/18	at Syracuse					L	78-91	31-63	.492	8-27	.296	8-11	.727	31-58	.534	9-22	.409	20-26	.769	-13	9/10
1/22	Pitt					W	75-48	22-46	.478	12-25	.480	19-26	.731	16-48	.333	7-23	.304	9-13	.692	-5	9/20
1/25	at Duke			9	7	L	69-71	29-71	.408	11-26	.423	0-1	.000	25-52	.481	10-20	.500	11-13	.846	+8	10/12
2/2	Florida State					W	75-69	27-52	.519	6-15	.400	15-21	.714	26-54	.481	7-22	.318	10-16	.625	+13	14/9
2/5	at Georgia Tech					L	64-69	24-58	.414	6-24	.250	10-11	.909	25-57	.439	10-25	.400	9-13	.692	+1	18/18
2/8	North Carolina					L	77-79	25-57	.439	8-19	.421	19-21	.905	29-58	.500	8-24	.333	13-17	.765	-8	11/13
2/10	Duke			7	6	L	64-82	22-58	.379	5-18	.278	15-21	.714	31-63	.492	9-22	.409	11-15	.733	-9	6/7
2/12	Notre Dame					L	61-76	26-61	.426	5-18	.278	4-5	.800	29-55	.527	13-24	.542	5-10	.500	-4	5/7
2/15	at Florida State					L	80-81	22-57	.386	6-27	.222	30-36	.833	24-55	.436	8-19	.421	25-30	.833	+12	10/8
2/19	at Louisville					L	61-70	25-58	.431	9-23	.391	2-4	.500	26-57	.456	8-29	.276	10-14	.714	-3	12/8
2/23	Wake Forest					W	80-69	29-54	.537	8-18	.444	14-19	.737	25-61	.410	9-32	.281	10-14	.714	-6	11/12
2/26	at Boston College					W	70-60	20-50	.400	6-20	.300	24-30	.800	21-58	.362	6-29	.207	12-13	.923	+10	8/8
3/2	Georgia Tech					W	68-65	28-53	.528	6-21	.286	6-7	.857	26-56	.446	7-21	.333	8-11	.727	-3	13/12
3/5	Virginia Tech					W	63-59	21-48	.438	8-20	.400	13-16	.813	19-51	.373	9-30	.300	12-13	.923	-2	12/13
3/8	vs. NC State[4]					W	70-64	25-60	.417	6-23	.261	14-23	.609	22-63	.349	4-23	.174	16-22	.727	+5	10/7
3/9	vs. Virginia Tech[4]					L OT	75-76	28-60	.467	8-23	.348	11-16	.688	26-55	.473	12-28	.429	12-20	.600	-7	7/14

[1]Shriners Children's Charleston Classic, Charleston, S.C.; [2]ACC/Big Ten Challenge; [3]Holiday Hoopsgiving, Atlanta, Ga.; [4]ACC Tournament, Brooklyn, N.Y.

BRAD BROWNELL

Head Coach
13th Season at Clemson
DePauw '91

■ Brad Brownell is serving in his 13th season as Clemson's head coach and 21st as a college head coach.

■ He has led the Tigers to three NCAA Tournament berths, including a Sweet 16 run in 2018, as well as three NIT bids.

■ Brownell owns the most career coaching wins in Clemson history (218) and became the program's longest-tenured coach during the 2020-21 season.

■ A native of Evansville, Indiana, Brownell is No. 1 in Clemson coaching history in terms of winning percentage against ACC competition and also owns the most wins over ACC teams (109) in program history.

■ In 2017-18, Brownell led the Tigers to 25 wins, including a program-record 11 victories in ACC play and a spot in the NCAA Sweet 16 for just the third time in school history.

BRAD BROWNELL YEAR BY YEAR

Year	School	Conf.	Overall	Conf. W-L	Conf. Finish	Post-Season
2002-03	UNC Wilmington	CAA	24-7	15-3	1st	NCAA 0-1
2003-04	UNC Wilmington	CAA	15-15	9-9	7th	-
2004-05	UNC Wilmington	CAA	19-10	13-5	2nd	-
2005-06	UNC Wilmington	CAA	25-8	15-3	1st	NCAA 0-1
2006-07	Wright State	Horizon	23-10	13-3	1st	NCAA 0-1
2007-08	Wright State	Horizon	21-10	12-6	2nd	-
2008-09	Wright State	Horizon	20-13	12-6	2nd	-
2009-10	Wright State	Horizon	20-12	12-6	2nd	-
2010-11	Clemson	ACC	22-12	9-7	t4th	NCAA 1-1
2011-12	Clemson	ACC	16-15	8-8	7th	-
2012-13	Clemson	ACC	13-18	5-13	11th	-
2013-14	Clemson	ACC	23-13	10-8	6th	NIT 3-1
2014-15	Clemson	ACC	16-15	8-10	t9th	-
2015-16	Clemson	ACC	17-14	10-8	t7th	-
2016-17	Clemson	ACC	17-16	6-12	12th	NIT 0-1
2017-18	Clemson	ACC	25-10	11-7	t3rd	NCAA 2-1
2018-19	Clemson	ACC	20-14	9-9	t8th	NIT 1-1
2019-20	Clemson	ACC	16-15	9-11	9th	n/a (COVID-19)
2020-21	Clemson	ACC	16-8	10-6	5th	NCAA 0-1
2021-22	Clemson	ACC	17-16	8-12	10th	-

BROWNELL CAREER TOTALS

School	Years		Overall W-L	Overall Pct.	Conf. Games W-L	Conf. Games Pct.	ACC Tournament W-L	ACC Tournament Pct.	NCAA Tournament W-L	NCAA Tournament Pct.	NIT Games W-L	NIT Games Pct.
UNC Wilmington	(4)	2003-06	83-40	.675	52-20	.722	-	-	0-2	.000	-	-
Wright State	(4)	2007-10	84-45	.651	49-21	.700	-	-	0-1	.000	-	-
Clemson	(12)	2011-22	218-166	.568	103-112	.479	6-11	.353	3-3	.500	4-3	.571
Totals	**(20)**	**2003-22**	**385-251**	**.605**	**204-153**	**.571**	**6-11**	**.353**	**3-6**	**.333**	**4-3**	**.571**

CLEMSON COACHING RECORDS

Career Records			Years	W	L	Pct.
1.	Frank Dobson	(2)	1912-1913	13	5	.722
2.	J.O. Erwin	(2)	1914-1915	3	8	.273
3.	A.H. Ward	(1)	1916	2	6	.250
4.	Country Morris	(2)	1917-1920	16	8	.667
5.	Jiggs Donahue	(2)	1918-1919	6	3	.667
6.	Larry Conover	(1)	1921	10	4	.714
7.	E.R. Stewart	(2)	1922-1923	19	19	.500
8.	Bud Saunders	(2)	1924-1925	6	28	.176
9.	A.A. Gillian	(1)	1926	4	17	.190
10.	Josh Cody	(5)	1927-1931	48	55	.466
11.	Joe Davis	(9)	1932-1940	101	86	.540
12.	Rock Norton	(6)	1941-1946	32	70	.314
13.	Banks McFadden	(10)	1947-1956	85	131	.391
14.	Press Maravich	(6)	1957-1962	55	96	.364
15.	Bobby Roberts	(8)	1963-1970	82	116	.414
16.	Tates Locke	(5)	1971-1975	62	70	.470
17.	Bill Foster	(9)	1976-1984	156	106	.595
18.	Cliff Ellis	(10)	1985-1994	177	128	.580
19.	Rick Barnes	(4)	1995-1998	74	48	.607
20.	Larry Shyatt	(5)	1999-2003	70	84	.455
21.	Oliver Purnell	(7)	2004-2010	138	88	.611
22.	Brad Brownell	(12)	2011-2022	218	166	.568

ACC Records			Years	W	L	Pct.
1.	Brad Brownell	(12)	2011-2022	103	112	.479
2.	Oliver Purnell	(7)	2004-2010	50	62	.446
3.	Rick Barnes	(4)	1995-1998	28	36	.438
4.	Cliff Ellis	(10)	1985-1994	56	90	.384
5.	Bill Foster	(9)	1976-1984	44	74	.373
6.	Bobby Roberts	(8)	1963-1970	41	71	.367
7.	Tates Locke	(5)	1971-1975	20	42	.323
8.	Press Maravich	(6)	1957-1962	25	59	.298
9.	Larry Shyatt	(5)	1999-2003	20	60	.250
10.	Banks McFadden	(3)	1954-1956	1	36	.027

ACC Tournament			Years	W	L	Pct.
1.	Brad Brownell	(12)	2011-2022	6	11	.353
2.	Rick Barnes	(4)	1995-1998	2	4	.333
3.	Oliver Purnell	(6)	2004-2009	3	7	.300
4.	Bill Foster	(9)	1976-1984	3	9	.250
	Press Maravich	(6)	1957-1962	2	6	.250
6.	Cliff Ellis	(10)	1985-1994	3	10	.231
7.	Larry Shyatt	(5)	1999-2003	1	5	.167
	Tates Locke	(5)	1971-1975	1	5	.167
9.	Bobby Roberts	(8)	1963-1970	1	8	.111
10.	Banks McFadden	(3)	1954-1956	0	3	.000

NCAA Tournament		No.	W	L	Pct.
1.	Bill Foster	(1)	3	1	.750
2.	Brad Brownell	(3)	3	3	.500
	Cliff Ellis	(3)	3	3	.500
4.	Rick Barnes	(3)	2	3	.400
5.	Oliver Purnell	(3)	0	3	.000

NIT		No.	W	L	Pct.
1.	Larry Shyatt	(1)	4	1	.800
2.	Oliver Purnell	(2)	5	3	.625
3.	Brad Brownell	(3)	4	3	.571
4.	Cliff Ellis	(5)	4	5	.444
5.	Bill Foster	(3)	1	3	.250
6.	Rick Barnes	(1)	0	1	.000
	Tates Locke	(1)	0	1	.000

Year	Head Coach	Overall	ACC	Finish	ACC Trn.	Non Conf.	Post-Season	Final AP	Final Coach	All-ACC	All-Am.	NBA Draft	PPG Offense	FG%	FT%	PPG Defense	Opp. FG%	Reb. Mar.
1954	Banks McFadden	5-18	0-9	(8)	0-1	5-8	-	-	-	0	0	0	62.3	.351	.617	78.3	.345	-
1955	Banks McFadden	2-21	0-14	(8)	0-1	2-6	-	-	-	1	0	0	73.7	.383	.685	93.3	-	-
1956	Banks McFadden	9-17	1-13	(8)	0-1	8-3	-	-	-	2	0	0	86.0	.402	.684	90.8	-	-
1957	Press Maravich	7-17	3-11	(T7)	0-1	4-5	-	-	-	0	0	0	72.5	.398	.732	82.4	.419	-7.7
1958	Press Maravich	8-16	4-10	(6)	0-1	4-5	-	-	-	1	0	1	68.7	.390	.713	71.8	.398	-4.0
1959	Press Maravich	8-16	5-9	(T6)	0-1	3-6	-	-	-	0	0	0	56.9	.367	.681	64.2	.371	-10.5
1960	Press Maravich	10-16	4-10	(7)	0-1	6-5	-	-	-	1	0	0	64.2	.374	.707	70.7	.419	-4.4
1961	Press Maravich	10-16	5-9	(6)	0-1	5-6	-	-	-	1	0	1	67.0	.385	.716	70.5	.471	-0.6
1962	Press Maravich	12-15	4-10	(6)	2-1	6-4	-	-	-	0	0	0	72.1	.410	.667	74.6	.427	1.8
1963	Bobby Roberts	12-13	5-9	(T4)	0-1	7-3	-	-	-	1	0	0	67.4	.408	.685	66.9	.404	1.0
1964	Bobby Roberts	13-12	8-6	(3)	1-1	4-5	-	-	-	1	0	1	70.2	.416	.689	69.0	.428	-1.3
1965	Bobby Roberts	8-15	4-10	(6)	0-1	4-4	-	-	-	2	0	0	74.2	.451	.669	75.7	.441	9.2
1966	Bobby Roberts	15-10	8-6	(T3)	0-1	7-3	-	-	-	0	0	0	76.9	.455	.698	73.4	.435	1.8
1967	Bobby Roberts	17-8	9-5	(4)	0-1	8-2	-	-	-	2	0	2	74.0	.462	.705	70.3	.421	3.8
1968	Bobby Roberts	4-20	3-11	(T7)	0-1	1-8	-	-	-	1	0	0	71.5	.396	.678	82.2	.466	-2.7
1969	Bobby Roberts	6-19	2-12	(T7)	0-1	4-6	-	-	-	1	0	0	79.2	.429	.664	85.4	.497	-7.8
1970	Bobby Roberts	7-19	2-12	(8)	0-1	5-6	-	-	-	1	0	0	80.3	.443	.672	90.3	.509	-9.2
1971	Tates Locke	9-17	3-11	(8)	0-1	6-5	-	-	-	0	0	0	58.9	.446	.635	65.9	.454	-5.1
1972	Tates Locke	10-16	2-10	(7)	0-1	8-5	-	-	-	0	0	0	63.4	.429	.708	66.1	.457	1.7
1973	Tates Locke	12-14	4-8	(T4)	0-1	8-5	-	-	-	0	0	0	69.8	.447	.715	69.4	.453	1.3
1974	Tates Locke	14-12	3-9	(T5)	0-1	11-2	-	-	-	0	0	0	68.3	.438	.725	69.3	.456	4.1
1975	Tates Locke	17-11	8-4	(T2)	1-1	8-6	NIT 0-1	-	19	2	0	1	80.3	.487	.671	72.1	.449	4.9
1976	Bill Foster	18-10	5-7	(T4)	1-1	12-2	-	-	-	1	0	0	83.4	.551	.673	75.1	.444	5.8
1977	Bill Foster	22-6	8-4	(T2)	1-1	13-1	-	-	-	2	1	1	86.6	.518	.668	68.9	.423	3.6
1978	Bill Foster	15-12	3-9	(T6)	0-1	12-2	-	-	-	0	0	1	82.6	.521	.697	73.7	.463	1.9
1979	Bill Foster	19-10	5-7	(5)	0-1	14-2	NIT 1-1	-	-	0	0	0	72.0	.490	.684	65.6	.478	3.0
1980	Bill Foster	23-9	8-6	(4)	1-1	14-2	NCAA 3-1	-	-	1	1	2	80.0	.510	.669	70.2	.475	3.3
1981	Bill Foster	20-11	6-8	(T5)	0-1	14-2	NIT 0-1	-	-	1	0	1	75.5	.510	.691	66.8	.460	4.3
1982	Bill Foster	14-14	4-10	(T6)	0-1	10-3	NIT 0-1	-	-	1	0	1	69.6	.514	.734	65.2	.492	2.4
1983	Bill Foster	11-20	2-12	(8)	0-1	9-7	-	-	-	0	0	1	75.6	.475	.690	78.0	.493	-0.7
1984	Bill Foster	14-14	3-11	(8)	0-1	11-2	-	-	-	0	0	1	71.5	.509	.688	68.1	.451	2.3
1985	Cliff Ellis	16-13	5-9	(T6)	0-1	11-3	NIT 0-1	-	-	0	0	1	75.0	.476	.659	71.0	.467	4.9
1986	Cliff Ellis	19-15	3-11	(7)	0-1	16-3	NIT 2-1	-	-	1	0	1	74.9	.475	.704	67.5	.449	4.9
1987	Cliff Ellis	25-6	10-4	(2)	0-1	15-1	NCAA 0-1	-	-	1	1	2	86.1	.529	.716	71.5	.437	4.3
1988	Cliff Ellis	14-15	4-10	(7)	0-1	10-4	NIT 0-1	-	-	1	0	0	74.3	.504	.640	72.0	.447	1.7
1989	Cliff Ellis	19-11	7-7	(6)	0-1	12-3	NCAA 2-1	-	-	2	0	0	79.8	.498	.646	75.6	.459	3.6
1990	Cliff Ellis	26-9	10-4	(1)	1-1	15-4	NCAA 2-1	17	13	2	0	1	79.3	.493	.609	69.3	.410	4.4
1991	Cliff Ellis	11-17	2-12	(8)	0-1	9-4	-	-	-	1	0	1	73.7	.462	.626	76.7	.433	1.3
1992	Cliff Ellis	14-14	4-12	(9)	0-1	10-1	-	-	-	0	0	0	76.6	.470	.597	75.5	.437	0.0
1993	Cliff Ellis	17-13	5-11	(7)	1-1	11-1	NIT 1-1	-	-	2	0	1	79.2	.472	.666	76.7	.450	0.2
1994	Cliff Ellis	18-16	6-10	(T7)	1-1	11-5	NIT 1-1	-	-	2	0	1	75.2	.459	.648	72.9	.419	4.1
1995	Rick Barnes	15-13	5-11	(T6)	0-1	10-1	NIT 0-1	-	-	0	0	0	64.1	.458	.696	62.5	.437	0.6
1996	Rick Barnes	18-11	7-9	(6)	1-1	10-1	NCAA 0-1	-	-	0	0	0	68.0	.446	.659	63.0	.425	3.5
1997	Rick Barnes	23-10	9-7	(T4)	0-1	12-1	NCAA 2-1	14	8	2	0	0	68.2	.443	.680	61.5	.427	4.5
1998	Rick Barnes	18-14	7-9	(T4)	1-1	10-4	NCAA 0-1	-	-	2	0	1	72.2	.472	.614	65.3	.431	1.5
1999	Larry Shyatt	20-15	5-11	(T7)	0-1	15-3	NIT 4-1	-	-	1	0	0	71.7	.459	.620	64.7	.411	8.2
2000	Larry Shyatt	10-20	4-12	(9)	0-1	6-7	-	-	-	1	0	0	64.4	.404	.671	70.0	.409	4.4
2001	Larry Shyatt	12-19	2-14	(9)	1-1	9-4	-	-	-	1	0	1	74.1	.424	.702	79.7	.439	-0.7
2002	Larry Shyatt	13-17	4-12	(T7)	0-1	9-4	-	-	-	1	0	0	72.4	.442	.628	73.8	.436	5.3
2003	Larry Shyatt	15-13	5-11	(8)	0-1	10-1	-	-	-	1	0	0	68.4	.442	.657	68.1	.433	2.2
2004	Oliver Purnell	10-18	3-13	(9)	0-1	7-4	-	-	-	0	0	0	65.7	.432	.631	70.9	.427	3.9
2005	Oliver Purnell	16-16	5-11	(9)	1-1	10-4	NIT 0-1	-	-	1	0	0	71.7	.443	.601	69.3	.437	2.0
2006	Oliver Purnell	19-13	7-9	(T7)	0-1	12-3	NIT 1-1	-	-	0	0	0	74.3	.436	.617	67.9	.449	1.1
2007	Oliver Purnell	25-11	7-9	(T8)	0-1	18-1	NIT 3-1	-	-	0	0	0	73.2	.469	.578	65.7	.449	1.9
2008	Oliver Purnell	24-10	10-6	(3)	2-1	12-3	NCAA 0-1	22	-	2	0	0	79.2	.456	.623	69.8	.437	2.3
2009	Oliver Purnell	23-9	9-7	(T5)	0-1	14-1	NCAA 0-1	24	-	1	0	0	78.3	.463	.688	68.0	.431	1.9
2010	Oliver Purnell	21-11	9-7	(T5)	0-1	12-3	NCAA 0-1	-	-	1	0	1	73.4	.453	.661	64.5	.422	2.1
2011	Brad Brownell	22-12	9-7	(T4)	1-1	12-4	NCAA 1-1	-	-	1	0	0	68.5	.443	.701	61.4	.402	1.6
2012	Brad Brownell	16-15	8-8	(7)	0-1	8-6	-	-	-	0	0	0	64.5	.433	.670	60.2	.431	0.7
2013	Brad Brownell	13-18	5-13	(11)	0-1	8-4	-	-	-	1	0	0	61.5	.417	.654	68.1	.348	0.2
2014	Brad Brownell	23-13	10-8	(6)	1-1	12-4	NIT 3-1	-	-	1	0	1	63.5	.424	.744	58.4	.395	1.9
2015	Brad Brownell	16-15	8-10	(T9)	0-1	8-5	-	-	-	0	0	0	62.7	.409	.682	62.2	.402	2.1
2016	Brad Brownell	17-14	10-8	(T7)	0-1	7-5	-	-	-	1	0	0	69.6	.437	.723	64.5	.420	0.3
2017	Brad Brownell	17-16	6-12	(12)	1-1	10-4	NIT 0-1	-	-	1	0	1	74.8	.449	.731	71.5	.453	-1.1
2018	Brad Brownell	25-10	11-7	(t3)	1-1	13-2	NCAA 2-1	20	15	1	0	0	73.8	.456	.755	65.9	.406	2.3
2019	Brad Brownell	20-14	9-9	(t8)	0-1	11-4	NIT 1-1	-	-	0	0	0	68.8	.449	.732	63.9	.407	3.4
2020	Brad Brownell	16-15	9-11	(9)	1-0	7-4	n/a^	-	-	1	0	0	66.5	.428	.686	64.1	.411	-1.0
2021	Brad Brownell	16-8	10-6	(5)	0-1	6-2	NCAA 0-1	-	-	1	0	0	64.9	.425	.769	61.9	.418	3.0
2022	Brad Brownell	17-16	8-12	(10)	1-1	9-4	-	-	-	0	0	0	71.7	.456	.736	68.5	.426	1.9

^postseason canceled due to COVID-19 pandemic

2022-23 SCHEDULE

Date	Opponent	TV	Time
11/7	Jacksonville	ACCN	7 PM
11/11	USC-Upstate	ACCN	6:30 PM
11/15	vs Kansas[1]	ESPN	9:30 PM
11/18	Delaware	RSN	7 PM
11/21	Bellarmine	ACCN	8:30 PM
11/24	vs Oregon State[2]	ESPN	3 PM
11/25	vs Florida/Xavier[2]	TBA	TBA
11/27	vs TBD[2]	TBA	TBA
11/30	Ohio State[3]	ESPN	7:15 PM
12/3	Boston College	ACCN	4 PM
12/6	vs Iowa[4]	ESPN	9:30 PM
12/10	Md.-Eastern Shore	ACCN	5:30 PM
12/20	at Wake Forest	ACCN	6:30 PM
12/31	Florida State	ESPN2	2 PM
1/4	at NC State	ACCN	7 PM
1/7	at Boston College	ACCN	1 PM
1/11	Pitt	ACCN	7 PM
1/14	at Clemson	ACCN	5 PM
1/21	Miami	ESPN	Noon
1/23	at Virginia Tech	ESPN	7 PM
1/28	at Georgia Tech	ACCN	3 PM
1/31	Wake Forest	ESPN/2	7 PM
2/4	North Carolina	ESPN	6:30 PM
2/6	at Miami	ESPN	7 PM
2/11	at Virginia	ESPN/2	4 PM
2/14	Notre Dame	ESPN/2	7 PM
2/18	at Syracuse	ESPN	6 PM
2/20	Louisville	ESPN	7 PM
2/25	Virginia Tech	ESPN	6/8 PM
2/28	NC State	ESPN/2	7 PM
3/4	at North Carolina	ESPN	6:30 PM

[1]State Farm Champions Classic, Indianapolis
[2]Phil Knight Legacy, Portland, Ore.
[3]ACC/Big Ten Challenge
[4]Jimmy V, Madison Square Garden, New York

Schedule as of Oct. 31, 2022

QUICK FACTS

Location: Durham, North Carolina
Founded: 1838
Enrollment: 6,994
Colors: Duke Blue & White
President: Dr. Vincent Price
Athletics Director: Nina King
Arena: Cameron Indoor Stadium (9,314)

MEDIA SERVICES
Men's Basketball Contact: Mike DeGeorge
Office Phone: 919-668-1712
E-mail: mvd8@duke.edu
Website: GoDuke.com
Twitter: @DukeMBB

2022-23 ROSTER

No.	Player	Pos.	Ht	Wt.	Cl.	Hometown/High School/Previous School
0	Dariq Whitehead	F	6-7	220	Fr.	Newark, N.J./Montverde Academy (Fla.)
1	Dereck Lively II	C	7-1	230	Fr.	Philadelphia, Pa./Westtown School
2	Jaylen Blakes	G	6-2	200	So.	Somerset, N.J./Blair Academy
3	Jeremy Roach	G	6-2	180	Jr.	Leesburg, Va./St. Paul VI
5	Tyrese Proctor	G	6-5	175	Fr.	Sydney, Australia/NBA Global Academy
12	Kale Catchings	F	6-5	215	Gr.	O'Fallon, Mo./Liberty/Harvard
13	Jacob Grandison	G	6-6	190	Gr.	Oakland, Calif./Phillips Exeter (N.H.)/Illinois
14	Jaden Schutt	G	6-5	185	Fr.	Yorkville, Ill./Yorkville Christian
15	Ryan Young	C	6-10	235	Gr.	Stewartsville, N.J./Bethlehem (Pa.) Catholic/ Northwestern
21	Christian Reeves	C	7-1	245	Fr.	Charlotte, N.C./Oak Hill (Va.)
25	Mark Mitchell	F	6-8	220	Fr.	Kansas City, Kansas/Sunrise Christian
30	Kyle Filipowski	C	7-0	230	Fr.	Westtown, N.Y./Wilbraham & Monson Acad. (Mass.)
41	Max Johns	G	6-5	205	Gr.	High Point, N.C./Woodberry Forest (Va.)/Princeton
52	Stanley Borden	C	7-0	240	So.	Istanbul, Turkey/Istanbul Int'l Community School
55	Spencer Hubbard	G	5-8	160	Jr.	Los Angeles, Calif./Harvard Westlake

Head Coach: Jon Scheyer (Duke '07)
Associate Head Coach: Chris Carrawell (Duke '00)
Assistant Coach: Jai Lucas (Texas '11)
Assistant Coach: Amile Jefferson (Duke '16)

2021-22 FINAL STATISTICS (32-7, 16-4/1ST ACC)

#	PLAYER	GP-GS	MIN	AVG	TOTAL FG-FGA	FG%	3-POINT 3FG-FGA	3FG%	F-THROW FT-FTA	FT%	REBOUNDS OFF	DEF	TOT	AVG	PF	DQ	A	TO	BLK	STL	PTS	AVG
5	BANCHERO, Paolo	39-39	1288:08	33.0	245-513	.478	44-130	.338	137-188	.729	68	236	304	7.8	75	0	124	92	36	41	671	17.2
	ACC-Only	20-20	684:04	34.2	128-285	.449	23-73	.315	68-95	.716	40	120	160	8.0	35	0	72	54	20	14	347	17.4
0	MOORE JR., Wendell	39-39	1325:39	34.0	188-376	.500	52-126	.413	95-118	.805	48	159	207	5.3	62	0	172	76	8	55	523	13.4
	ACC-Only	20-20	701:48	35.1	76-167	.455	24-56	.429	43-53	.811	24	84	108	5.4	36	0	88	45	2	29	219	11.0
1	KEELS, Trevor	36-26	1087:51	30.2	147-351	.419	54-173	.312	65-97	.670	30	94	124	3.4	47	0	98	45	2	44	413	11.5
	ACC-Only	17-12	534:47	31.5	71-164	.433	30-85	.353	32-49	.653	17	55	72	4.2	26	0	50	20	1	18	204	12.0
15	WILLIAMS, Mark	39-39	914:53	23.5	191-265	.721	0-1	.000	56-77	.727	102	188	290	7.4	80	0	35	36	110	19	438	11.2
	ACC-Only	20-20	472:35	23.6	104-143	.727	0-0	.000	31-39	.795	53	105	158	7.9	39	0	14	21	54	5	239	12.0
21	GRIFFIN, AJ	39-25	938:02	24.1	146-296	.493	71-159	.447	42-53	.792	29	123	152	3.9	42	0	38	25	22	20	405	10.4
	ACC-Only	20-17	557:13	27.9	91-180	.506	46-94	.489	23-32	.719	18	71	89	4.5	27	0	23	19	11	10	251	12.6
3	ROACH, Jeremy	39-27	1145:13	29.4	118-288	.410	39-121	.322	61-80	.763	13	81	94	2.4	86	0	123	63	4	33	336	8.6
	ACC-Only	20-11	546:23	27.3	46-120	.383	17-54	.315	29-38	.763	7	36	43	2.2	45	0	66	25	1	9	138	6.9
13	BAKER, Joey	34-0	405:49	11.9	51-118	.432	30-74	.405	21-27	.778	9	31	40	1.2	41	0	14	18	1	13	153	4.5
	ACC-Only	19-0	192:16	10.1	24-50	.480	14-33	.424	3-8	.375	3	13	16	0.8	21	0	5	10	0	5	65	3.4
12	JOHN, Theo	38-0	425:32	11.2	46-76	.605	0-2	.000	15-24	.625	35	61	96	2.5	74	1	16	17	33	17	107	2.8
	ACC-Only	20-0	215:14	10.8	25-41	.610	0-1	.000	5-12	.417	18	34	52	2.6	33	0	6	10	21	5	55	2.8
34	JONES, Bates	27-0	144:08	5.3	13-34	.382	9-29	.310	4-4	1.000	13	16	29	1.1	11	0	11	6	3	2	39	1.4
	ACC-Only	15-0	80:51	5.4	7-19	.368	4-15	.267	0-0	.000	6	9	15	1.0	8	0	4	5	1	2	18	1.2
30	SAVARINO, Michael	11-0	25:16	2.3	4-10	.400	4-9	.444	0-0	.000	1	4	5	0.5	1	0	0	1	0	1	12	1.1
	ACC-Only	6-0	11:19	1.9	1-2	.500	1-2	.500	0-0	.000	0	2	2	0.3	1	0	0	1	0	0	3	0.5
2	BLAKES, Jaylen	21-0	92:57	4.4	8-28	.286	5-17	.294	0-1	.000	4	11	15	0.7	10	0	11	8	0	4	21	1.0
	ACC-Only	10-0	22:03	2.2	2-8	.250	1-6	.167	0-1	.000	0	3	3	0.3	5	0	2	1	0	1	5	0.5
55	HUBBARD, Spencer	3-0	06:16	2.1	0-0	.000	0-0	.000	1-2	.500	0	1	1	0.3	1	0	0	0	0	0	1	0.3
	ACC-Only	0-0	0:00	0.0	0-0	.000	0-0	.000	0-0	.000	0	0	0	0.0	0	0	0	0	0	0	0	0.0
45	WORTHINGTON, Keenan	9-0	23:55	2.7	1-2	.500	0-0	.000	1-4	.250	4	8	12	1.3	2	0	0	0	0	0	3	0.3
	ACC-Only	3-0	06:28	2.2	0-0	.000	0-0	.000	0-0	.000	0	1	1	0.3	0	0	0	0	0	0	0	0.0
52	BORDEN, Stanley	1-0	01:21	1.4	0-0	.000	0-0	.000	0-0	.000	1	0	1	1.0	0	0	0	0	0	0	0	0.0
	ACC-Only	0-0	0:00	0.0	0-0	.000	0-0	.000	0-0	.000	0	0	0	0.0	0	0	0	0	0	0	0	0.0
	Total	**39**	**7825**		**1158-2357**	**.491**	**308-841**	**.366**	**498-675**	**.738**	**410**	**1069**	**1479**	**37.9**	**532**	**1**	**642**	**400**	**219**	**249**	**3122**	**80.1**
	ACC-Only	**20**	**4025**		**575-1179**	**.488**	**160-419**	**.382**	**234-327**	**.716**	**217**	**556**	**773**	**38.7**	**276**	**0**	**330**	**218**	**111**	**98**	**1544**	**77.2**
	Opponents	**39**	**7825**		**1027-2462**	**.417**	**265-826**	**.321**	**324-469**	**.691**	**436**	**886**	**1322**	**33.9**	**612**	**8**	**518**	**419**	**125**	**235**	**2643**	**67.8**
	ACC-Only	**20**	**4025**		**522-1260**	**.414**	**118-403**	**.293**	**176-251**	**.701**	**218**	**439**	**657**	**32.9**	**294**	**2**	**258**	**177**	**65**	**133**	**1338**	**66.9**

								DUKE						OPPONENTS							
		DU		Opp						3-Pt	3-Pt					3-Pt	3-Pt			Reb	TO
Date	Opponent	AP	USA	AP	USA	W/L	Score	FG	FG%	FG	FG%	FT	FT%	FG	FG%	FG	FG%	FT	FT%	Mar	DU/Opp
11/9	vs. Kentucky[1]	9	9	10	11	W	79-71	31-61	.508	1-13	.077	16-23	.696	29-77	.377	7-18	.389	6-7	.857	-8	9/13
11/12	Army[2]	9	9			W	82-56	31-71	.437	9-29	.310	11-13	.846	23-59	.390	5-22	.227	5-8	.625	+8	11/21
11/13	Campbell[2]	9	9			W	67-56	25-50	.500	9-23	.391	8-11	.727	22-61	.361	6-23	.261	6-9	.667	-3	11/9
11/16	Gardner-Webb	7	9			W	92-52	36-63	.571	10-22	.455	10-14	.714	21-57	.368	2-16	.125	8-12	.667	+13	11/17
11/19	Lafayette	7	9			W	88-55	36-79	.456	12-30	.400	4-7	.571	23-61	.377	7-27	.259	2-6	.333	+17	8/17
11/22	The Citadel	5	6			W	107-81	36-74	.486	8-30	.267	27-29	.931	31-64	.484	18-34	.529	1-5	.200	+17	3/13
11/26	vs. Gonzaga[3]	5	6	1	1	W	84-81	31-67	.463	7-23	.304	15-25	.600	34-64	.531	6-21	.286	7-11	.636	-11	8/17
11/30	at Ohio State[4]	1	1			L	66-71	25-65	.385	4-14	.286	12-16	.750	26-54	.481	8-20	.400	11-22	.500	-4	7/12
12/14	South Carolina State	2	2			W	103-62	33-59	.5559	15-27	.556	22-24	.917	25-77	.325	4-20	.200	8-11	.727	-3	16/17
12/16	Appalachian State	2	2			W	92-67	33-58	.569	15-30	.500	11-13	.846	24-60	.400	8-26	.308	11-15	.733	-1	9/13
12/18	Elon	2	2			W	87-56	32-65	.492	8-25	.320	15-25	.600	22-49	.449	7-18	.389	5-9	.556	+8	8/23
12/22	Virginia Tech	2	2			W	76-65	29-54	.537	5-15	.333	13-16	.813	26-61	.426	5-19	.263	8-9	.889	+1	11/10
1/4	Georgia Tech	2	2			W	69-57	19-51	.373	5-16	.313	26-40	.650	21-64	.328	6-20	.300	9-12	.750	+13	10/9
1/8	Miami	2	2			L	74-76	27-59	.458	6-21	.286	14-17	.824	32-70	.457	4-16	.250	8-11	.727	+14	17/5
1/12	at Wake Forest	8	8			W	76-64	31-61	.508	7-15	.467	7-13	.538	24-54	.444	2-16	.125	14-20	.700	-7	7/15
1/15	NC State	8	8			W	88-73	35-60	.583	4-13	.308	14-24	.583	31-75	.413	5-19	.263	6-10	.600	0	12/11
1/18	at Florida State	6	5			L OT	78-79	27-55	.491	10-23	.435	14-18	.778	26-73	.356	7-25	.280	20-25	.800	-5	15/5
1/22	Syracuse	6	5			W	79-59	30-63	.476	14-37	.378	5-7	.714	24-68	.353	5-29	.172	6-12	.500	+10	15/10
1/25	Clemson	9	7			W	71-69	25-52	.481	10-20	.500	11-13	.846	29-71	.408	11-26	.423	0-1	.000	-8	12/10
1/29	at Louisville	9	7			W	74-65	30-68	.441	6-20	.300	8-18	.444	25-59	.424	8-22	.364	7-13	.538	+13	7/9
1/31	at Notre Dame	9	6			W	57-43	26-66	.394	3-19	.158	2-3	.667	17-61	.279	3-18	.167	6-9	.667	+15	14/12
2/5	at North Carolina	9	6			W	87-67	34-59	.576	9-19	.474	10-13	.769	24-59	.407	9-22	.409	10-15	.667	+16	12/8
2/7	Virginia	7	6			L	68-69	22-52	.423	6-17	.353	18-22	.818	31-65	.477	2-12	.167	5-9	.556	+7	15/5
2/10	at Clemson	7	6			W	82-64	31-63	.492	9-22	.409	11-15	.733	22-58	.379	5-18	.278	15-21	.714	+9	7/6
2/12	at Boston College	7	6			W	72-61	26-56	.464	7-21	.333	13-17	.765	25-62	.403	1-12	.083	10-15	.667	+10	13/9
2/15	Wake Forest	9	5			W	76-74	26-61	.426	8-23	.348	16-19	.842	27-65	.415	12-31	.387	8-10	.800	-1	11/11
2/19	Florida State	9	5			W	88-70	32-62	.516	11-28	.393	13-17	.765	28-56	.500	6-19	.316	8-13	.615	+18	11/11
2/23	at Virginia	7	6			W	65-61	24-50	.480	7-17	.412	10-17	.588	24-55	.436	8-20	.400	5-8	.625	+2	8/6
2/26	at Syracuse	7	6			W	97-72	35-65	.538	15-32	.469	12-17	.706	29-59	.492	5-18	.278	9-10	.900	+13	6/7
3/1	at Pitt	4	2			W	86-56	32-54	.593	11-22	.500	11-13	.846	24-57	.421	5-18	.278	3-6	.500	0	6/13
3/5	North Carolina	4	2			L	81-94	34-69	.493	7-19	.368	6-8	.750	33-68	.485	9-23	.391	19-22	.864	-3	9/5
3/10	vs. Syracuse[5]	7	7			W	88-79	32-67	.478	11-32	.344	13-18	.722	27-67	.403	13-31	.419	12-15	.800	+4	9/11
3/11	vs. Miami[5]	7	7			W	80-76	29-58	.500	5-19	.263	17-22	.773	31-66	.470	8-21	.381	6-12	.500	+9	10/6
3/12	vs. Virginia Tech[5]	7	7			L	67-82	24-49	.490	4-20	.200	15-23	.652	32-64	.500	10-22	.455	8-12	.667	-11	10/9
3/18	vs. Cal State Fullerton[6]	9	10			W	78-61	30-58	.517	9-22	.409	9-9	1.000	24-64	.375	5-17	.294	8-8	1.000	+8	13/8
3/20	vs. Michigan State[6]	9	10			W	85-76	32-56	.571	5-13	.385	16-21	.762	27-65	.415	11-22	.500	11-12	.917	+4	10/7
3/24	vs. Texas Tech[7]	9	10	12	11	W	78-73	28-54	.519	7-19	.368	15-17	.882	31-66	.470	6-19	.316	5-9	.556	-4	10/8
3/26	vs. Arkansas[7]	9	10	17	18	W	78-69	29-53	.547	4-10	.400	16-18	.889	26-62	.419	6-20	.300	11-11	1.000	+9	15/11
4/2	vs. North Carolina[8]	9	10	25	nr	L	77-81	30-72	.417	5-22	.227	12-20	.600	27-64	.422	10-26	.385	17-24	.708	-9	4/10

[1]State Farm Champions Classic, New York; [2]Duke Veterans Day Weekend Showcase; [3]Continental Tire Challenge, Las Vegas; [4]ACC/Big Ten Challenge; [5]ACC Tournament, Brooklyn, N.Y.; [6]NCAA Tournament, Greenville, S.C.; [7]NCAA Tournament, San Francisco; [8]NCAA Final Four, New Orleans

JON SCHEYER

Head Coach
1st Season at Duke
Duke '07

■ Jon Scheyer took over the reigns of the Duke program for the 2022-23 season after Mike Krzyzewski concluded his 42-year tenure.

■ Scheyer, 35, is among the youngest head coaches in Division I basketball and the youngest at a power conference institution. He was named to The Athletic's 40 Under 40 in college sports in 2022, and was previously touted as one of the best assistant coaches in college basketball.

■ As a player, Scheyer sparked the Blue Devils to two ACC championships and the 2010 NCAA title as a player from 2007-10. In his time on the coaching staff, he helped Duke to a 245-71 (.775) record, a national championship (2015), two Final Fours (2015, 2022) and two ACC Tournament crowns (2017, 2019).

■ He has been integral in the recruiting and development of several young Duke stars since joining the staff, and landed the nation's No. 1-ranked recruiting class for the 2022-23 campaign. Duke has signed a top-three recruiting class per ESPN in every season since Scheyer joined the staff, including the No. 1 class five times in nine seasons (2014, 2015, 2017, 2018, 2022).

■ A two-time team captain, Scheyer was one of the most versatile players in Duke history, concluding his playing career as the only player in school history to record at least 2,000 points, 500 rebounds, 400 assists, 250 three-point field goals and 200 steals. He averaged 14.4 points per game while scoring in double figures 114 times (sixth-most in Duke history) and leading the Blue Devils to a 115-29 (.799) record.

DUKE COACHING RECORDS

Career Records			Years	W	L	Pct.
1.	W.W. Card	(7)	1906-1912	30	17	.638
2.	J.E. Brinn	(1)	1913	11	8	.579
3.	Noble Clay	(2)	1914-1915	22	18	.550
4.	Bob Doak	(1)	1916	9	11	.450
5.	Chick Doak	(2)	1917-1918	30	9	.769
6.	H.P. Cole	(1)	1919	6	5	.545
7.	W.J. Rothensies	(1)	1920	10	4	.714
8.	E.J. Egan	(1)	1921	9	6	.600
9.	James Baldwin	(1)	1922	6	12	.333
10.	J.S. Burbage	(2)	1923-1924	34	13	.723
11.	G.C. Buckheit	(4)	1925-1928	25	35	.417
12.	Eddie Cameron	(14)	1929-1942	226	99	.695
13.	Gerry Gerard	(8)	1943-1950	131	78	.627
14.	Harold Bradley	(9)	1951-1959	167	78	.681
15.	Vic Bubas	(10)	1960-1969	213	67	.761
16.	Bucky Waters	(4)	1970-1973	63	45	.583
17.	Neil McGeachy	(1)	1974	10	16	.385
18.	Bill Foster	(6)	1975-1980	113	64	.638
*	Pete Gaudet	(interim)	1995	4	15	.211
19.	Mike Krzyzewski	(42)	1981-2022	1,129	309	.785

ACC Games Only			Years	W	L	Pct.
1.	Vic Bubas	(10)	1960-1969	106	32	.768
2.	Mike Krzyzewski	(4)	1981-202	466	193	.707
3.	Harold Bradley	(9)	1951-1959	56	24	.700
4.	Bucky Waters	(4)	1970-1973	27	25	.519
5.	Bill Foster	(6)	1975-1980	31	43	.419
6.	Neil McGeachy	(1)	1974	2	10	.167
*	Pete Gaudet	(interim)	1995	2	13	.133

ACC Tournament			Years	W	L	Pct.
1.	Vic Bubas	(10)	1960-1969	22	6	.786
2.	Mike Krzyzewski	(40)	1981-2022	69	24	.741
3.	Bill Foster	(6)	1975-1980	8	4	.667
4.	Harold Bradley	(9)	1951-1959	6	6	.500
	Pete Gaudet	(interim)	1995	1	1	.500
6.	Bucky Waters	(4)	1970-1973	1	4	.200
7.	Neil McGeachy	(1)	1974	0	1	.000

NCAA Tournament		No.	W	L	Pct.
1.	Mike Krzyzewski	(36)	101	31	.765
2.	Vic Bubas	(4)	11	4	.733
3.	Bill Foster	(3)	6	3	.667
4.	Harold Bradley	(1)	0	1	.000

NIT		No.	W	L	Pct.
1.	Mike Krzyzewski	(1)	2	1	.667
2.	Bucky Waters	(2)	2	3	.400
3.	Vic Bubas	(2)	1	2	.333

Year	Head Coach	Overall	ACC	Finish	ACC Trn.	Non Conf.	Post-Season	Final AP	Final Coach	All-ACC	All-Am.	NBA Draft	PPG Offense	FG%	FT%	PPG Defense	Opp. FG%	Reb. Mar.
1954	Harold Bradley	22-6	9-1	(1)	1-1	13-5	-	15	20	3	0	2	83.2	.398	.671	69.5	--	4.8
1955	Harold Bradley	20-8	11-3	(2)	2-1	9-5	NCAA 0-1	-	-	2	0	0	85.2	.390	.664	72.7	.360	-1.0
1956	Harold Bradley	19-7	10-4	(T3)	1-1	9-3	-	17	18	2	0	3	80.6	.387	.699	69.8	.350	-1.2
1957	Harold Bradley	13-11	8-6	(3)	0-1	5-5	-	-	-	1	0	0	78.4	.392	.679	77.0	.378	-3.6
1958	Harold Bradley	18-7	11-3	(1)	1-1	7-4	-	10	13	3	0	2	69.2	.406	.678	65.2	.392	3.2
1959	Harold Bradley	13-12	7-7	(T3)	1-1	6-5	-	-	-	2	0	0	65.4	.373	.654	68.7	.430	4.1
1960	Vic Bubas	17-11	7-7	(4)	3-0	10-4	NCAA 2-1	18	15	1	0	0	64.4	.421	.623	63.2	.383	7.2
1961	Vic Bubas	22-6	10-4	(3)	2-1	12-2	-	10	9	2	1	2	81.5	.483	.642	71.2	.439	10.9
1962	Vic Bubas	20-5	11-3	(2)	1-1	9-2	-	10	13	2	1	0	82.0	.466	.633	67.9	.427	11.3
1963	Vic Bubas	27-3	14-0	(1)	3-0	13-3	NCAA 3-1	2	2	2	2	1	83.3	.511	.673	68.9	.402	4.7
1964	Vic Bubas	26-5	13-1	(1)	3-0	13-4	NCAA 3-1	3	4	4	1	2	84.1	.475	.728	69.3	.434	4.7
1965	Vic Bubas	20-5	11-3	(1)	2-1	9-2	-	10	9	3	0	1	92.4	.490	.668	77.8	.444	12.7
1966	Vic Bubas	26-4	12-2	(1)	3-0	14-2	NCAA 3-1	2	2	3	2	2	82.8	.494	.723	71.6	.424	9.5
1967	Vic Bubas	18-9	9-3	(2)	2-1	9-6	NIT 0-1	-	19	2	1	2	82.8	.456	.724	76.2	.453	10.5
1968	Vic Bubas	22-6	11-3	(2)	1-1	11-3	NIT 1-1	10	11	1	1	2	78.9	.458	.753	67.5	.406	2.3
1969	Vic Bubas	15-13	8-6	(T3)	2-1	7-7	-	-	-	1	0	2	82.0	.474	.682	79.4	.436	5.4
1970	Bucky Waters	17-9	8-6	(4)	0-1	9-3	NIT 0-1	-	-	1	0	0	75.6	.496	.683	72.1	.425	6.2
1971	Bucky Waters	20-10	9-5	(3)	0-1	11-5	NIT 2-2	-	-	1	1	2	79.6	.491	.766	73.7	.418	2.3
1972	Bucky Waters	14-12	6-6	(T4)	1-1	9-7	-	-	-	2	0	0	68.4	.477	.729	68.1	.434	3.7
1973	Bucky Waters	12- 14	4-8	(T4)	0-1	8-6	-	-	-	2	0	1	78.1	.465	.785	76.6	.451	-1.7
1974	Neil McGeachy	10-16	2-10	(7)	0-1	8-6	-	-	-	0	0	0	75.3	.461	.719	77.6	.460	0.5
1975	Bill Foster	13-13	2-10	(T6)	0-1	11-3	-	-	-	1	0	1	82.9	.517	.725	81.5	.460	3.3
1976	Bill Foster	13-14	3-9	(7)	0-1	10-5	-	-	-	1	0	1	88.3	.522	.692	85.0	.489	3.2
1977	Bill Foster	14-13	2-10	(T6)	0-1	12-3	-	-	-	1	0	2	76.4	.501	.760	72.9	.449	4.9
1978	Bill Foster	27-7	8-4	(2)	3-0	19-3	NCAA 4-1	7	9	3	2	0	85.6	.527	.791	74.4	.468	4.3
1979	Bill Foster	22-8	9-3	(1)	2-1	13-5	NCAA 0-1	11	7	3	3	2	71.9	.513	.698	65.5	.474	0.4
1980	Bill Foster	24-9	7-7	(5)	3-0	17-2	NCAA 2-1	14	16	2	1	1	73.3	.506	.746	68.3	.459	-1.2
1981	Mike Krzyzewski	17-13	6-8	(T5)	0-1	11-5	NIT 2-1	-	-	1	1	2	69.9	.497	.677	66.9	.496	-2.9
1982	Mike Krzyzewski	10-17	4-10	(T6)	0-1	6-7	-	-	-	1	0	1	64.0	.479	.679	70.0	.513	1.2
1983	Mike Krzyzewski	11-17	3-11	(7)	0-1	8-6	-	-	-	1	0	0	80.2	.474	.739	83.7	.516	1.1
1984	Mike Krzyzewski	24-10	7-7	(T3)	2-1	17-3	NCAA 0-1	14	14	2	0	0	77.2	.492	.724	72.3	.499	0.7
1985	Mike Krzyzewski	23-8	8-6	(T4)	1-1	15-2	NCAA 1-1	10	12	2	1	1	78.9	.527	.693	67.9	.469	5.9
1986	Mike Krzyzewski	37-3	12-2	(1)	3-0	25-1	NCAA 5-1	1	1	2	2	4	79.9	.513	.716	67.2	.477	2.0
1987	Mike Krzyzewski	24-9	9-5	(3)	0-1	15-4	NCAA 2-1	17	-	2	1	2	77.2	.483	.710	67.3	.453	4.2
1988	Mike Krzyzewski	28-7	9-5	(3)	3-0	19-2	NCAA 4-1	5	5	1	1	0	83.8	.490	.719	68.8	.452	5.4
1989	Mike Krzyzewski	28-8	9-5	(T2)	2-1	19-3	NCAA 4-1	9	7	1	1	1	86.5	.537	.675	69.8	.423	1.5
1990	Mike Krzyzewski	29-9	9-5	(2)	1-1	20-4	NCAA 5-1	15	14	3	1	2	89.1	.489	.762	76.6	.451	2.3
1991	**Mike Krzyzewski**	**32-7**	**11-3**	**(1)**	**1-1**	**21-4**	**NCAA Champ**	**6**	**6**	**3**	**1**	**0**	**87.7**	**.511**	**.726**	**73.4**	**.445**	**2.7**
1992	**Mike Krzyzewski**	**34-2**	**14-2**	**(1)**	**3-0**	**20-0**	**NCAA Champ**	**1**	**1**	**4**	**3**	**2**	**88.0**	**.536**	**.748**	**72.6**	**.467**	**-0.1**
1993	Mike Krzyzewski	24-8	10-6	(T3)	0-1	14-2	NCAA 1-1	10	10	3	2	2	86.4	.507	.721	71.2	.442	0.9
1994	Mike Krzyzewski	28-6	12-4	(1)	1-1	16-2	NCAA 5-1	6	6	3	1	2	77.6	.486	.711	67.3	.415	2.0
1995	Krzyzewski/Gaudet	13-18	2-14	(9)	1-1	11-4	-	-	-	1	0	2	77.7	.475	.670	73.7	.439	-0.7
1996	Mike Krzyzewski	18-13	8-8	(T4)	0-1	10-5	NCAA 0-1	-	-	3	0	0	75.4	.445	.703	69.8	.437	-2.8
1997	Mike Krzyzewski	24-9	12-4	(1)	0-1	12-5	NCAA 1-1	8	8	2	0	0	79.7	.462	.700	66.2	.422	3.0
1998	Mike Krzyzewski	32-4	15-1	(1)	2-1	17-3	NCAA 3-1	3	3	3	2	1	85.6	.475	.740	64.1	.411	8.8
1999	Mike Krzyzewski	37-2	16-0	(1)	3-0	21-2	NCAA 5-1	1	1	5	2	4	91.8	.514	.705	67.2	.391	0.9
2000	Mike Krzyzewski	29-5	15-1	(1)	3-0	14-4	NCAA 2-1	1	1	3	2	1	88.0	.481	.742	71.3	.417	1.1
2001	**Mike Krzyzewski**	**35-4**	**13-3**	**(T1)**	**3-0**	**22-1**	**NCAA Champ**	**1**	**1**	**3**	**2**	**1**	**90.7**	**.481**	**.696**	**70.5**	**.416**	**1.0**
2002	Mike Krzyzewski	31-4	13-3	(2)	3-0	18-1	NCAA 2-1	1	1	3	3	3	88.9	.495	.690	69.2	.421	1.3
2003	Mike Krzyzewski	26-7	11-5	(T2)	3-0	15-2	NCAA 2-1	7	7	3	1	1	81.1	.453	.712	69.6	.433	2.3
2004	Mike Krzyzewski	31-6	13-3	(1)	2-1	18-3	NCAA 4-1	6	6	4	3	2	79.8	.471	.736	65.0	.407	1.6
2005	Mike Krzyzewski	27-6	11-5	(3)	3-0	16-1	NCAA 2-1	3	2	3	2	1	78.2	.445	.713	65.2	.390	-2.7
2006	Mike Krzyzewski	32-4	14-2	(1)	3-0	18-2	NCAA 2-1	1	1	2	2	2	81.1	.487	.761	68.1	.429	-2.7
2007	Mike Krzyzewski	22-11	8-8	(T6)	0-1	14-3	NCAA 0-1	-	-	1	0	1	70.4	.469	.689	62.0	.422	4.9
2008	Mike Krzyzewski	28-6	13-3	(2)	1-1	14-2	NCAA 1-1	9	9	3	1	0	83.2	.463	.697	69.4	.435	0.1
2009	Mike Krzyzewski	30-7	11-5	(T2)	3-0	16-2	NCAA 2-1	6	11	2	1	1	77.5	.444	.728	65.9	.444	2.7
2010	**Mike Krzyzewski**	**35-5**	**13-3**	**(T1)**	**3-0**	**19-2**	**NCAA Champ**	**3**	**1**	**3**	**1**	**0**	**77.0**	**.441**	**.759**	**61.0**	**.401**	**6.2**
2011	Mike Krzyzewski	32-5	13-3	(2)	3-0	16-2	NCAA 2-1	3	3	2	2	3	80.9	.471	.753	64.7	..433	2.7
2012	Mike Krzyzewski	27-7	13-3	(2)	1-1	14-3	NCAA 0-1	8	14	3	0	2	77.3	.456	.701	69.6	.433	2.6
2013	Mike Krzyzewski	30-6	14-4	(2)	0-1	16-1	NCAA 3-1	6	5	3	0	2	77.2	.472	.739	65.3	.416	-1.1
2014	Mike Krzyzewski	26-9	13-5	(T3)	2-1	11-3	NCAA 0-1	8	16	2	1	2	78.4	.460	.729	67.4	.456	2.0
2015	**Mike Krzyzewski**	**35-4**	**15-3**	**(2)**	**1-1**	**20-1**	**NCAA Champ**	**4**	**1**	**3**	**2**	**3**	**79.3**	**.502**	**.699**	**64.2**	**.422**	**5.3**
2016	Mike Krzyzewski	25-11	11-7	(T5)	1-1	13-3	NCAA 2-1	19	18	1	1	1	81.1	.460	.723	72.5	.445	-0.6
2017	Mike Krzyzewski	28-9	11-7	(T5)	4-0	13-2	NCAA 1-1	7	13	2	1	4	80.8	.475	.762	70.2	.432	2.6
2018	Mike Krzyzewski	29-8	13-5	(2)	1-1	15-2	NCAA 3-1	9	4	3	1	4	84.4	.492	.710	69.6	.405	8.1
2019	Mike Krzyzewski	32-6	14-4	(3)	3-0	15-2	NCAA 3-1	1	4	2	2	3	82.7	.478	.686	67.8	.398	5.8
2020	Mike Krzyzewski	25-6	15-5	(T2)	0-0	10-1	n/a^	11	8	2	2	3	82.5	.470	.720	68.0	.417	5.7
2021	Mike Krzyzewski	13-11	9-9	(10)	2-0	4-2	-	-	-	1	0	1	76.0	.468	.691	71.3	.455	4.7
2022	Mike Krzyzewski	32-7	16-4	(1)	2-1	16-3	NCAA 4-1	9	3	3	1	5	80.1	.491	.738	67.8	.417	4.0

^postseason canceled due to COVID-19 pandemic

2022-23 SCHEDULE

Date	Opponent	TV	Time
11/7	Stetson	RSN	7 PM
11/11	at UCF	ESPN+	7 PM
11/14	Troy	ACCNX	7 PM
11/18	Florida	ACCN	8 PM
11/21	Mercer	ACCN	6:30 PM
11/24	vs Siena[1]	ESPN2	11 AM
11/25	vs TBD[1]	TBA	TBA
11/27	vs TBD[1]	TBA	TBA
11/30	Purdue[2]	ESPN2	7:15 PM
12/3	at Virginia	ESPN2	2 PM
12/10	Louisville	ACCN	1 PM
12/13	USC-Upstate	ACCN	8:30 PM
12/17	vs St. John's[3]	Bally	2:30 PM
12/21	Notre Dame	ACCN	8:30 PM
12/31	at Duke	ESPN2	2 PM
1/7	Georgia Tech	RSN	1 PM
1/11	at Wake Forest	ACCN	9 PM
1/14	Virginia	ESPN/2	4 PM
1/17	at Notre Dame	ESPN/2/U	7 PM
1/21	at Pitt	ACCN	3 PM
1/24	Miami	ESPN/2/U	7 PM
1/28	Clemson	ACCN	5 PM
2/1	at NC State	ACCN	9 PM
2/4	at Louisville	ESPN/2/U	2 PM
2/8	Syracuse	ESPN/2/U	7 PM
2/11	Pitt	ESPN2/U	Noon
2/15	at Clemson	RSN	7 PM
2/18	Boston College	RSN	Noon
2/25	at Miami	ESPN/2	2/4 PM
2/27	North Carolina	ESPN	7 PM
3/4	at Virginia Tech	ESPN/2	12/2/4 PM

[1]ESPN Events Invitational, Buena Vista, Fla.
[2]ACC/Big Ten Challenge
[3]Orange Bowl Classic, Sunrise, Fla.

Schedule as of Oct. 31, 2022

QUICK FACTS

Location: Tallahassee, Florida
Founded: 1851
Enrollment: 42,876
Colors: Garnet & Gold
President: Richard McCullough
Athletics Director: Michael Alford
Arena: Donald L. Tucker Center (11,500)

MEDIA SERVICES
Men's Basketball Contact: Chuck Walsh
Office Phone: 850-644-1077
E-mail: cwalsh@fsu.edu
Website: Seminoles.com
Twitter: @FSUHoops

2022-23 ROSTER

No.	Player	Pos.	Ht.	Wt.	Cl.	Hometown/High School/Previous School
0	Chandler Jackson	G	6-5	215	Fr.	Memphis, Tenn./Christian Brothers Academy
1	Jalen Warley	G	6-6	200	So.	Mt. Airy, Pa./Westtown School
3	Cameron Corhen	F	6-10	225	Fr.	Allen, Tex./Sunrise Christian
4	Caleb Mills	G	6-5	180	R-Jr.	Arden, N.C./Asheville Christian Academy/Houston
5	De'Ante Green	F	6-10	210	Fr.	Asheville, N.C./Asheville Christian Academy
10	Jeremiah Bembry	G	6-6	185	Fr.	Brooklyn, N.Y./Executive Education Academy
11	Baba Miller	F	6-11	204	Fr.	Mallorca, Spain
12	Tom House	G	6-7	200	Fr.	Dayton, Ohio/Centerville
21	Cam'Ron Fletcher	G	6-7	215	Jr.	St. Louis, Mo./Vashon/University of Kentucky
22	Darin Green, Jr.	G	6-5	195	Jr.	Charlotte, N.C./Wharton (Fla.)/UCF
24	Naheem McLeod	C	7-4	255	So.	Philadelphia, Pa./Plymouth Whitemarsh
33	Jaylan Gainey	F	6-10	220	Sr.	Greensboro, N.C./The Academy at Smith/Brown U.
35	Matthew Cleveland	G	6-7	200	So.	Atlanta, Ga./Pace Academy
40	Isaac Spainhour	G	6-3	180	R-So.	King, N.C./West Stokes
41	R.J. Morris	G	6-3	185	Fr.	Jupiter, Fla./Jupiter Christian
42	Cleveland Yates	G	6-2	214	R-Jr.	Memphis, Tenn./Briarcrest Academy
43	Tibor Palinkas	G	6-4	190	Jr.	Kecskemet, Hungary/IMG Academy
44	Max Thorpe	G	6-3	175	R-So.	Clearwater, Fla./Clearwater Academy International
45	Michael Brown	F	6-7	220	So.	Ft. Washington, Md./Sidwell Friends

Head Coach: Leonard Hamilton (Tennessee Martin '71)
Associate Head Coach: Stan Jones (Memphis '84)
Assistant Coach: Steve Smith (Trinity College '00)
Assistant Coach: R-Jay Barsh (TCU '03)

2021-22 FINAL STATISTICS (17-14, 10-10/8TH ACC)

#	PLAYER	GP-GS	MIN	AVG	TOTAL FG-FGA	FG%	3-POINT 3FG-FGA	3FG%	F-THROW FT-FTA	FT%	REBOUNDS OFF	DEF	TOT	AVG	PF	DQ	A	TO	BLK	STL	PTS	AVG
4	MILLS, Caleb	26-23	681:54	26.2	120-277	.433	30-85	.353	59-69	.855	11	51	62	2.4	49	0	63	53	13	39	329	12.7
	ACC-Only	15-13	390:17	26.0	70-157	.446	20-52	.385	37-44	.841	4	28	32	2.1	25	0	30	35	9	18	197	13.1
35	CLEVELAND, Matthew	29-8	758:48	26.2	133-294	.452	6-34	.176	61-110	.555	43	89	132	4.6	59	0	35	38	14	20	333	11.5
	ACC-Only	19-8	527:32	27.8	85-192	.443	5-21	.238	47-83	.566	26	59	85	4.5	39	0	20	24	9	13	222	11.7
10	OSBORNE, Malik	17-14	468:18	27.5	48-117	.410	20-56	.357	54-65	.831	37	81	118	6.9	23	0	15	11	4	17	170	10.0
	ACC-Only	8-5	221:27	27.7	15-62	.242	6-31	.194	26-29	.897	13	41	54	6.8	12	0	9	4	0	9	62	7.8
2	POLITE, Anthony	24-24	670:41	27.9	78-182	.429	26-81	.321	56-70	.800	43	92	135	5.6	42	0	60	40	13	35	238	9.9
	ACC-Only	13-13	380:05	29.2	40-99	.404	15-44	.341	31-39	.795	22	53	75	5.8	24	0	26	19	7	17	126	9.7
0	EVANS, RayQuan	27-26	671:20	24.9	72-183	.393	18-54	.333	53-62	.855	9	59	68	2.5	41	0	86	43	11	41	215	8.0
	ACC-Only	18-17	480:46	26.7	53-133	.398	12-38	.316	39-43	.907	6	48	54	3.0	31	0	56	28	7	24	157	8.7
21	FLETCHER, Cam'Ron	29-0	471:39	16.3	76-160	.475	21-58	.362	25-33	.758	37	63	100	3.4	48	0	26	43	5	27	198	6.8
	ACC-Only	19-0	311:13	16.4	51-109	.468	12-34	.353	21-26	.808	27	50	77	4.1	33	0	15	29	4	19	135	7.1
22	BUTLER, John	31-24	585:34	18.9	69-166	.416	33-84	.393	11-25	.440	21	79	100	3.2	61	1	23	26	36	13	182	5.9
	ACC-Only	20-19	397:01	19.9	41-112	.366	22-57	.386	9-21	.429	16	49	65	3.3	41	1	15	15	25	8	113	5.7
11	NGOM, Tanor	20-15	247:39	12.4	42-67	.627	2-10	.200	27-34	.794	24	31	55	2.8	41	0	4	22	15	6	113	5.7
	ACC-Only	14-11	182:27	13.0	26-46	.565	2-9	.222	22-25	.880	17	21	38	2.7	29	0	3	17	11	5	76	5.4
24	MCLEOD, Naheem	18-5	199:21	11.1	34-50	.680	0-0	.000	13-25	.520	27	10	37	2.1	17	0	0	8	7	1	81	4.5
	ACC-Only	11-4	131:33	12.0	27-37	.730	0-0	.000	10-16	.625	21	5	26	2.4	8	0	0	4	4	0	64	5.8
31	WILKES, Wyatt	31-10	480:40	15.5	44-142	.310	31-105	.295	3-9	.333	10	35	45	1.5	31	0	38	27	7	17	122	3.9
	ACC-Only	20-6	326:38	16.3	28-92	.304	22-75	.293	2-5	.400	6	24	30	1.5	19	0	27	18	3	11	80	4.0
30	PRIETO, Harrison	21-0	266:55	12.7	33-59	.559	10-22	.455	4-9	.444	19	20	39	1.9	24	0	5	5	5	6	80	3.8
	ACC-Only	13-0	212:42	16.4	24-43	.558	7-17	.412	3-7	.429	15	18	33	2.5	18	0	4	3	4	5	58	4.5
1	WARLEY, Jalen	31-5	596:29	19.2	39-118	.331	9-30	.300	27-40	.675	9	49	58	1.9	57	0	78	39	9	37	114	3.7
	ACC-Only	20-3	391:17	19.6	27-87	.310	7-23	.304	17-25	.680	9	32	41	2.1	39	0	60	26	9	26	78	3.9
15	BALLARD, Quincy	18-0	86:10	4.8	7-10	.700	0-0	.000	2-6	.333	9	12	21	1.2	7	0	1	4	11	2	16	0.9
	ACC-Only	11-0	49:28	4.5	3-3	1.000	0-0	.000	0-2	.000	2	5	7	0.6	4	0	0	1	5	0	6	0.5
40	SPAINHOUR, Isaac	6-0	11:18	1.9	2-6	.333	1-4	.250	0-0	.000	0	3	3	0.5	2	0	0	1	0	1	5	0.8
	ACC-Only	2-0	02:22	1.2	0-1	.000	0-1	.000	0-0	.000	0	0	0	0.0	0	0	0	0	0	0	0	0.0
12	LINDNER, Justin	11-1	35:13	3.2	2-7	.286	1-2	.500	0-0	.000	0	4	4	0.4	3	0	10	7	0	1	5	0.5
	ACC-Only	6-1	18:58	3.2	1-2	.500	1-2	.500	0-0	.000	0	2	2	0.3	0	0	5	3	0	1	3	0.5
42	YATES, Cleveland	3-0	07:50	2.6	0-2	.000	0-1	.000	0-0	.000	0	0	0	0.0	0	0	1	0	1	0	0	0.0
	ACC-Only	0-0	0:00	0.0	0-0	.000	0-0	.000	0-0	.000	0	0	0	0.0	0	0	0	0	0	0	0	0.0
44	THORPE, Max	5-0	10:11	2.0	0-2	.000	0-2	.000	0-1	.000	0	2	2	0.4	1	0	0	2	0	1	0	0.0
	ACC-Only	1-0	01:15	1.3	0-0	.000	0-0	.000	0-0	.000	0	1	1	1.0	0	0	0	1	0	0	0	0.0
	Total	**31**	**6250**		**799-1842**	**.434**	**208-628**	**.331**	**395-558**	**.708**	**352**	**729**	**1081**	**34.9**	**506**	**1**	**445**	**387**	**151**	**264**	**2201**	**71.0**
	ACC-Only	**20**	**4025**		**491-1175**	**.418**	**131-404**	**.324**	**264-365**	**.723**	**222**	**466**	**688**	**34.4**	**322**	**1**	**270**	**238**	**97**	**156**	**1377**	**68.9**
	Opponents	**31**	**6250**		**786-1769**	**.444**	**276-748**	**.369**	**382-538**	**.710**	**328**	**762**	**1090**	**35.2**	**495**	**9**	**433**	**448**	**95**	**182**	**2230**	**71.9**
	ACC-Only	**20**	**4025**		**515-1140**	**.452**	**177-473**	**.374**	**257-357**	**.720**	**209**	**501**	**710**	**35.5**	**326**	**7**	**289**	**259**	**63**	**114**	**1464**	**73.2**

Date	Opponent	AP	FSU USA	AP	Opp USA	W/L	Score	FLORIDA STATE FG	FG%	3-Pt FG	3-Pt FG%	FT	FT%	OPPONENTS FG	FG%	3-Pt FG	3-Pt FG%	FT	FT%	Reb Mar	TO FS/Opp
11/10	Penn	20	19			W	105-70	37-75	.493	7-22	.318	24-34	.706	23-58	.397	9-27	.333	15-19	.789	+20	11/26
11/14	at Florida	20	19			L	55-71	20-52	.385	7-15	.467	8-15	.533	24-62	.387	8-28	.286	15-20	.750	-11	17/15
11/17	Tulane					W	59-54	22-55	.400	6-22	.273	9-16	.563	16-55	.291	9-26	.346	13-20	.650	+4	15/13
11/21	vs. Loyola Marymount[1]					W	73-45	29-57	.509	8-19	.421	7-11	.636	16-44	.364	6-22	.273	7-16	.438	+9	17/24
11/22	vs. Missouri[1]					W	81-58	33-54	.611	10-24	.417	5-8	.625	21-55	.382	6-22	.273	10-15	.667	+3	16/17
11/24	Boston University					W OT	81-80	30-63	.476	6-15	.400	15-20	.750	27-56	.482	9-27	.333	17-20	.850	-2	12/19
11/30	at Purdue[2]			2	2	L	65-93	26-63	.413	8-24	.333	5-6	.833	35-59	.593	12-25	.480	11-14	.786	-11	13/13
12/4	Syracuse					L	60-63	22-63	.349	4-30	.133	12-16	.750	22-63	.349	9-30	.300	10-13	.769	-1	11/13
12/12	vs. South Carolina[4]					L	65-66	19-51	.373	6-21	.286	21-28	.750	26-59	.441	4-14	.286	10-20	.500	-8	17/17
12/15	Lipscomb					W	97-60	37-70	.529	14-26	.538	9-13	.692	23-60	.383	11-32	.344	3-6	.500	+9	10/19
12/18	UCF[3]						Ccd.														
1/1	at NC State					W	83-81	29-57	.509	6-15	.400	19-26	.731	28-54	.519	12-27	.444	13-19	.684	+10	15/15
1/4	at Wake Forest					L	54-76	15-62	.242	4-25	.160	20-25	.800	25-55	.455	5-19	.263	21-27	.778	-23	10/22
1/8	Louisville					W	79-70	27-59	.458	8-23	.348	17-28	.607	24-59	.407	8-27	.296	14-20	.700	0	6/10
1/11	Miami					W	65-64	23-54	.426	6-20	.300	13-16	.813	24-52	.462	9-21	.429	7-10	.700	+12	15/11
1/15	at Syracuse					W	76-71	28-51	.549	12-20	.600	8-13	.615	24-51	.471	7-17	.412	16-19	.842	-4	10/12
1/18	Duke			6	5	W OT	79-78	26-73	.356	7-25	.280	20-25	.800	27-55	.491	10-23	.435	14-18	.778	-5	5/15
1/20	North Florida					W	86-73	33-59	.559	3-11	.273	17-26	.654	22-47	.468	14-24	.583	15-19	.789	+17	13/19
1/22	at Miami					W	61-60	25-52	.481	3-12	.250	8-12	.667	20-54	.370	7-25	.280	13-17	.765	+12	17/10
1/26	at Georgia Tech					L	61-75	22-54	.407	7-17	.412	10-16	.625	24-54	.444	10-27	.370	17-24	.708	+7	17/9
1/29	Virginia Tech					L	72-85	26-52	.500	5-13	.385	15-17	.882	32-52	.615	18-25	.720	3-5	.600	+7	14/10
2/2	at Clemson					L	69-75	26-54	.481	7-22	.318	10-16	.625	27-52	.519	6-15	.400	15-21	.714	-13	9/14
2/5	Wake Forest					L	60-68	22-67	.328	4-19	.211	12-18	.667	26-57	.456	8-22	.364	8-15	.533	-9	16/26
2/9	Pitt					L	51-56	16-56	.286	7-24	.292	12-18	.667	18-54	.333	8-25	.320	12-24	.500	0	13/11
2/12	at North Carolina					L	74-94	26-67	.388	9-19	.474	13-20	.650	37-67	.552	12-28	.429	8-13	.615	-6	13/16
2/15	Clemson					W	81-80	24-55	.436	8-19	.421	25-30	.833	22-57	.386	6-27	.222	30-36	.833	-12	8/10
2/19	at Duke			9	5	L	70-88	28-56	.500	6-19	.316	8-13	.615	32-62	.516	11-28	.393	13-17	.765	-18	11/11
2/21	at Boston College					L	55-71	19-56	.339	4-19	.211	13-15	.867	28-58	.483	11-26	.423	4-5	.800	-2	19/18
2/26	at Virginia					W	64-63	27-57	.474	4-12	.333	6-12	.500	22-56	.393	4-17	.235	15-19	.789	+2	12/10
3/2	Notre Dame					W	74-70	28-68	.412	12-29	.414	6-8	.750	30-69	.435	5-19	.263	5-9	.556	+4	9/8
3/5	NC State					W	89-76	32-62	.516	8-22	.364	17-21	.810	23-59	.390	11-25	.440	19-26	.731	+7	8/8
3/9	vs. Syracuse[5]					L	57-96	22-68	.324	2-25	.080	11-16	.688	38-74	.514	11-28	.393	9-12	.750	-17	8/7

[1]Jacksonville Classic, Jacksonville, Fla.; [2]ACC/Big Ten Challenge; [3]No Room for Racism Classic, Rock Hill, S.C.; [4]Orange Bowl Classic, Sunrise, Fla.; [5]ACC Tournament, Brooklyn, N.Y.

LEONARD HAMILTON

Head Coach
21st Season at Florida State
Tennessee Martin '71

■ The most successful coach in Florida State history, Leonard Hamilton is the Seminoles' all-time winningest coach and enters the 2022-23 season fifth in ACC history with 395 career victories.

■ Under Hamilton, the Seminoles have won at least 20 games 12 times and have advanced to the postseason 15 times (8 NCAA, 7 NIT). In his coaching career, he has led his teams to 11 NCAA Tournament appearances and 21 postseason appearances. He led FSU to the regular-season ACC title and top seed in ACC Tournament in 2020 before the season was cut short by the COVID-19 pandemic.

■ He has earned three National Coach of the Year awards, three ACC Coach of the Year awards and two Big East Coach of the Year awards.

■ Hamilton has led Florida State to a pair of ACC championships (2012, 2020). The 2012 ACC Championship was the first in program history.

■ During Hamilton's tenure as a collegiate head coach at Florida State, Miami and Oklahoma State dating back to 1988, more than 94 percent of his players have earned their degrees.

LEONARD HAMILTON YEAR BY YEAR

Year	School	Conf.	Overall	Conf. W-L	Conf. Finish	Post-Season
1986-87	Oklahoma State	Big 8	8-20	4-10	7th	-
1987-88	Oklahoma State	Big 8	14-16	4-10	t6th	-
1988-89	Oklahoma State	Big 8	17-13	7-7	t4th	NIT 1-1
1989-90	Oklahoma State	Big 8	17-14	6-8	5th	NIT 1-1
1990-91	Miami	Ind.	9-19	-	-	-
1991-92	Miami	Big East	8-24	1-17	10th	-
1992-93	Miami	Big East	10-17	7-11	9th	-
1993-94	Miami	Big East	7-20	0-18	10th	-
1994-95	Miami	Big East	15-13	9-9	5th	NIT 0-1
1995-96	Miami	Big East	15-13	8-10	4th	-
1996-97	Miami	Big East	16-13	9-9	t4th	NIT 0-1
1997-98	Miami	Big East	18-10	11-7	2nd	NCAA 0-1
1998-99	Miami	Big East	23-7	15-3	2nd	NCAA 1-1
1999-00	Miami	Big East	23-11	13-3	t1st	NCAA 2-1
2002-03	Florida State	ACC	14-15	4-12	9th	-
2003-04	Florida State	ACC	19-14	6-10	t7th	NIT 1-1
2004-05	Florida State	ACC	12-19	4-12	t10th	-
2005-06	Florida State	ACC	20-10	9-7	5th	NIT 1-1
2006-07	Florida State	ACC	• 22-13	7-9	t8th	NIT 2-1
2007-08	Florida State	ACC	19-15	7-9	t7th	NIT 0-1
2008-09	Florida State	ACC	25-10	10-6	4th	NCAA 0-1
2009-10	Florida State	ACC	22-10	10-6	t3rd	NCAA 0-1
2010-11	Florida State	ACC	23-11	11-5	3rd	NCAA 2-1
2011-12	Florida State	ACC	(ACC) 25-10	12-4	3rd	NCAA 1-1
2012-13	Florida State	ACC	18-16	9-9	5th	NIT 0-1
2013-14	Florida State	ACC	22-14	9-9	t7th	NIT 3-1
2014-15	Florida State	ACC	17-16	8-10	t10th	-
2015-16	Florida State	ACC	20-14	8-10	t11th	NIT 1-1
2016-17	Florida State	ACC	26-9	12-6	t2nd	NCAA 1-1
2017-18	Florida State	ACC	23-12	9-9	t8th	NCAA 3-1
2018-19	Florida State	ACC	29-8	13-5	4th	NCAA 2-1
2019-20	Florida State	ACC	(ACC) 26-5	16-4	1st	n/a (COVID-19)
2020-21	Florida State	ACC	18-7	11-4	2nd	NCAA 2-1
2021-22	Florida State	ACC	17-14	10-10	8th	-

• 22 overall victories later vacated by NCAA penalties

HAMILTON CAREER TOTALS

School	Years		Overall W-L	Overall Pct.	Conf. Games W-L	Conf. Games Pct.	ACC Tournament W-L	ACC Tournament Pct.	NCAA Tournament W-L	NCAA Tournament Pct.	NIT Games W-L	NIT Games Pct.
Oklahoma State	(4)	1987-1990	56-63	.471	21-35	.375	-	-	-	-	2-2	.500
Miami	(10)	1991-2000	144-147	.495	73-87	.456	-	-	3-3	.500	0-2	.000
Florida State	(20)	2003-2022	• 395-242	.620	175-156	.529	14-18	.438	11-8	.578	8-7	.533
Totals	**(34)**	**1987-00, '03-22**	**• 595-452**	**.569**	**269-278**	**.492**	**14-18**	**.438**	**14-11**	**.560**	**10-11**	**.476**

• 22 overall victories later vacated by NCAA penalties

FLORIDA STATE COACHING RECORDS

Career Records		Years	W	L	Pct.
1. Don Loucks	(1)	1948	5	13	.277
2. Bud Kennedy	(18)	1949-1966	236	208	.532
3. Hugh Durham	(12)	1967-1978	229	96	.705
4. Joe Williams	(8)	1979-1986	129	105	.551
5. Pat Kennedy	(11)	1987-1997	202	131	.607
6. Steve Robinson	(5)	1998-2002	64	86	.427
7. Leonard Hamilton	(20)	2003-2022	395	242	.620

ACC Games Only		Years	W	L	Pct.
1. Leonard Hamilton	(20)	2003-2022	175	156	.529
2. Pat Kennedy	(6)	1992-1997	45	51	.469
3. Steve Robinson	(5)	1998-2002	25	55	.313

ACC Tournament		Years	W	L	Pct.
1. Leonard Hamilton	(19)	2003-2019, 21-22	14	18	.438
2. Steve Robinson	(5)	1998-2002	3	5	.375
3. Pat Kennedy	(6)	1992-1997	1	6	.143

NCAA Tournament	No.	W	L	Pct.
1. Leonard Hamilton	(8)	11	8	.578
2. Hugh Durham	(3)	4	3	.571
3. Pat Kennedy	(5)	6	5	.545
4. Steve Robinson	(1)	1	1	.500
Joe Williams	(1)	1	1	.500

NIT	No.	W	L	Pct.
1. Pat Kennedy	(2)	5	2	.714
2. Leonard Hamilton	(7)	8	7	.533
3. Joe Williams	(1)	1	1	.500

Year	Head Coach	Overall	Conf.	Finish	Conf. Trn.	Non Conf.	Post-Season	Final AP	Final Coach	All-Conf.	All-Am.	NBA Draft	PPG Offense	FG%	FT%	PPG Defense	Opp. FG%	Reb. Mar.
1954	Bud Kennedy	13-7	-	-	-	13-7	-	-	-	-	0	0	75.3	-	-	72.4	-	-
Member of Florida Intercollegiate Conference																		
1955	Bud Kennedy	22-4	10-0	(1)	1-0	12-4	-	-	-	3	0	0	54.6	.367	.720	40.8	.367	9.4
1956	Bud Kennedy	16-9	9-1	(1)	0-1	7-8	-	-	-	-	0	0	80.9	.405	.723	76.5	.417	-2.3
1957	Bud Kennedy	9-17	5-5	-	-	4-12	-	-	-	-	0	0	75.1	.380	.679	79.3	.396	-13.6
Independent																		
1958	Bud Kennedy	9-16	-	-	-	9-16	-	-	-	-	0	0	67.6	.335	.717	54.1	.395	-4.2
1959	Bud Kennedy	8-15	-	-	-	8-15	-	-	-	-	0	0	77.0	.379	.675	81.5	.414	-5.1
1960	Bud Kennedy	10-15	-	-	-	10-15	-	-	-	-	0	0	77.1	.388	.654	78.0	.427	-0.9
1961	Bud Kennedy	14-10	-	-	-	14-10	-	-	-	-	0	0	74.4	.458	.697	69.5	.419	1.3
1962	Bud Kennedy	15-8	-	-	-	15-8	-	-	-	-	0	1	77.4	.512	.691	68.1	.422	-1.4
1963	Bud Kennedy	15-10	-	-	-	15-10	-	-	-	-	0	0	69.8	.467	.638	67.2	.418	2.8
1964	Bud Kennedy	14-14	-	-	-	14-14	-	-	-	-	0	0	73.4	.457	.727	73.4	.439	-3.9
1965	Bud Kennedy	16-10	-	-	-	16-10	-	-	-	-	0	0	69.9	.444	.716	67.8	.434	2.1
1966	Bud Kennedy	15-11	-	-	-	15-11	-	-	-	-	0	1	75.9	.454	.701	71.1	.443	4.8
1967	Hugh Durham	11-15	-	-	-	11-15	-	-	-	-	0	0	71.1	.452	.672	74.5	.444	-10.1
1968	Hugh Durham	19-8	-	-	-	19-8	NCAA 0-1	-	-	-	0	0	90.3	.490	.730	78.4	.415	9.4
1969	Hugh Durham	18-8	-	-	-	18-8	-	-	-	-	0	0	86.9	.471	.651	79.1	.453	11.4
1970	Hugh Durham	23-3	-	-	-	23-3	-	11	14	-	1	2	91.7	.481	.718	75.2	.404	14.6
1971	Hugh Durham	17-9	-	-	-	17-9	-	-	-	-	0	2	91.5	.476	.675	80.2	.433	6.9
1972	Hugh Durham	27-6	-	-	-	27-6	NCAA 4-1	10	10	-	1	1	86.9	.468	.606	71.4	.420	7.0
1973	Hugh Durham	18-8	-	-	-	18-8	-	-	-	-	0	2	81.6	.498	.608	71.5	.429	8.7
1974	Hugh Durham	18-8	-	-	-	18-8	-	-	-	-	0	2	88.0	.427	.707	78.8	.444	5.0
1975	Hugh Durham	18-8	-	-	-	18-8	-	-	-	-	0	0	83.0	.502	.645	71.6	.442	3.1
1976	Hugh Durham	21-6	-	-	-	21-6	-	-	16	-	0	0	83.9	.491	.690	68.9	.450	7.0
Member of Metro Conference																		
1977	Hugh Durham	16-11	5-7	(5)	0-1	11-4	-	-	-	1	0	0	83.3	.500	.659	77.1	.482	1.1
1978	Hugh Durham	23-6	11-1	(1)	1-1	12-5	NCAA 0-1	15	12	2	0	2	83.3	.503	.650	72.0	.459	4.0
1979	Joe Williams	19-10	7-3	(3)	2-1	12-7	-	-	-	2	0	0	76.7	.510	.686	73.6	.501	4.5
1980	Joe Williams	22-9	7-5	(4)	2-1	15-4	NCAA 1-1	-	-	2	0	2	79.3	.532	.685	74.8	.498	0.1
1981	Joe Williams	17-11	7-5	(2)	1-1	10-6	-	-	-	2	0	3	73.8	.489	.685	71.1	.459	2.6
1982	Joe Williams	11-17	4-8	(6)	1-1	7-9	-	-	-	1	0	0	73.8	.488	.671	75.7	.512	1.1
1983	Joe Williams	14-14	5-7	(5)	0-1	9-7	-	-	-	1	0	1	75.8	.481	.719	77.3	.507	0.1
1984	Joe Williams	20-11	9-5	(3)	1-1	11-6	NIT 1-1	-	-	1	0	2	74.1	.529	.676	68.7	.472	-0.9
1985	Joe Williams	14-16	4-10	(7)	2-1	10-6	-	-	-	2	0	2	76.7	.498	.669	71.8	.464	0.9
1986	Joe Williams	12-17	4-10	(7)	1-1	8-7	-	-	-	1	0	1	79.4	.509	.698	81.3	.500	-3.7
1987	Pat Kennedy	19-11	3-9	(6)	0-1	16-2	NIT 1-1	-	-	1	0	1	83.7	.486	.702	78.4	.444	0.3
1988	Pat Kennedy	19-11	8-6	(2)	1-1	11-5	NCAA 0-1	-	-	1	0	0	84.3	.508	.682	76.2	.465	6.3
1989	Pat Kennedy	22-8	10-4	(2)	1-1	12-4	NCAA 0-1	16	16	1	0	1	91.3	.505	.727	80.7	.481	0.7
1990	Pat Kennedy	16-15	6-9	(5)	0-1	10-6	-	-	-	0	0	0	76.6	.468	.707	75.5	.478	2.4
1991	Pat Kennedy	21-11	12-5	(2)	3-0	9-6	NCAA 1-1	-	-	0	0	0	79.3	.462	.670	75.9	.443	3.1
Member of Atlantic Coast Conference																		
1992	Pat Kennedy	22-10	11-5	(2)	1-1	11-5	NCAA 2-1	20	16	2	0	0	82.7	.484	.664	77.4	.446	-1.6
1993	Pat Kennedy	25-10	12-4	(2)	0-1	13-6	NCAA 3-1	11	11	3	0	2	86.3	.495	.673	79.7	.450	1.0
1994	Pat Kennedy	13-14	6-10	(T7)	0-1	7-4	-	-	-	1	0	1	77.0	.444	.656	74.8	.435	2.3
1995	Pat Kennedy	12-15	5-11	(T6)	0-1	7-3	-	-	-	2	0	1	75.1	.444	.671	74.6	.438	2.7
1996	Pat Kennedy	13-14	5-11	(8)	0-1	8-2	-	-	-	1	0	0	75.3	.441	.652	73.1	.442	3.5
1997	Pat Kennedy	20-12	6-10	(T7)	0-1	10-0	NIT4-1	-	-	1	0	1	73.4	.449	.642	66.8	.400	0.5
1998	Steve Robinson	18-14	6-10	(T6)	0-1	12-3	NCAA 1-1	-	-	0	0	0	71.5	.457	.665	69.3	.401	5.0
1999	Steve Robinson	13-17	5-11	(T7)	1-1	7-5	-	-	-	1	0	0	70.6	.445	.660	73.3	.461	3.5
2000	Steve Robinson	12-17	6-10	(T6)	1-1	5-6	-	-	-	2	0	0	64.6	.412	.684	70.2	.427	1.1
2001	Steve Robinson	9-21	4-12	(8)	0-1	5-8	-	-	-	0	0	0	69.5	.427	.671	76.3	.453	1.2
2002	Steve Robinson	12-17	4-12	(T7)	1-1	7-4	-	-	-	2	0	0	71.8	.430	.656	74.0	.441	3.8
2003	Leonard Hamilton	14-15	4-12	(9)	1-1	9-2	-	-	-	1	0	0	68.1	.432	.672	66.6	.391	-2.3
2004	Leonard Hamilton	19-14	6-10	(T7)	0-1	13-3	NIT 1-1	-	-	1	0	1	71.5	.438	.686	65.1	.401	1.2
2005	Leonard Hamilton	12-19	4-12	(T10)	0-1	8-6	-	-	-	0	0	1	68.6	.452	.665	70.0	.430	-1.3
2006	Leonard Hamilton	20-10	9-7	(5)	0-1	11-2	NIT 1-1	-	-	2	0	1	76.7	.479	.704	69.2	.431	1.8
2007	Leonard Hamilton	*22-13	7-9	(T8)	1-1	15-4	NIT 2-1	-	-	1	1	1	74.5	.481	.758	69.0	.451	-0.2
2008	Leonard Hamilton	19-15	7-9	(T7)	1-1	11-5	NIT 1-1	-	-	1	0	0	72.1	.443	.773	69.0	.433	-0.5
2009	Leonard Hamilton	25-10	10-6	(4)	2-1	13-3	NCAA 0-1	16	22	1	1	1	68.3	.435	.725	64.9	.387	0.9
2010	Leonard Hamilton	22-10	10-6	(T3)	0-1	12-3	NCAA 0-1	-	-	2	0	2	68.2	.452	.644	60.4	.377	5.2
2011	Leonard Hamilton	23-11	11-5	(3)	0-1	12-5	NCAA 2-1	-	-	1	0	1	69.1	.435	.665	62.0	.363	4.9
2012	Leonard Hamilton	25-10	12-4	(3)	3-0	10-7	NCAA 1-1	10	15	1	0	1	69.8	.456	.707	62.9	.381	3.0
2013	Leonard Hamilton	18-16	9-9	(5)	0-1	9-6	NIT 0-1	-	-	1	0	0	67.0	.444	.735	68.6	.437	-2.4
2014	Leonard Hamilton	22-14	9-9	(T7)	1-1	12-4	NIT 3-1	-	-	0	0	0	70.9	.466	.722	66.4	.399	1.1
2015	Leonard Hamilton	17-16	8-10	(T9)	1-1	9-6	-	-	-	0	0	0	66.6	.457	.669	67.0	.420	4.2
2016	Leonard Hamilton	20-14	8-10	(T10)	1-1	11-3	NIT 1-1	-	-	0	0	0	78.0	.464	.695	74.0	.442	3.4
2017	Leonard Hamilton	26-9	12-6	(T2)	1-1	16-2	NCAA 1-1	16	24	1	0	2	82.1	.483	.689	72.1	.416	3.8
2018	Leonard Hamilton	23-12	9-9	(T8)	0-1	14-2	NCAA 3-1	-	18	0	0	0	80.2	.468	.691	72.9	.417	2.7
2019	Leonard Hamilton	29-8	13-5	(4)	2-1	14-2	NCAA 2-1	10	13	0	1	2	74.9	.442	.744	67.2	.407	4.5
2020	Leonard Hamilton	26-5	16-4	(1)	0-0	10-1	n/a^	4	5	2	0	2	75.4	.457	.750	65.7	.406	2.6
2021	Leonard Hamilton	18-7	11-4	(2)	1-1	7-3	NCAA 2-1	14	10	3	0	3	77.2	.474	.741	69.2	.397	8.0
2022	Leonard Hamilton	17-14	10-10	(8)	0-1	7-4	-	-	-	0	0	0	71.0	.434	.708	71.9	.444	-0.3

*denotes 22 victories later vacated by NCAA Committee on Infractions; ^postseason canceled due to COVID-19 pandemic

2022-23 SCHEDULE

Date	Opponent	TV	Time
11/7	Clayton State	ACCNX	7:30 PM
11/12	at Georgia State	ESPN+	7 PM
11/17	Northern Illinois	ACCN	8 PM
11/21	vs Utah[1]	FS1	6 PM
11/23	vs Miss. St./Marquette[1]	FS1	6/8:30 PM
11/26	North Alabama	ACCNX	4 PM
11/29	at Iowa[2]	ESPNU	9 PM
12/2	Northeastern	ACCNX	7:30 PM
12/6	Georgia	ESPN2	7 PM
12/10	at North Carolina	ESPN	3:15 PM
12/17	Alabama State	ACCNX	2 PM
12/21	Clemson	ESPN2	7:30 PM
12/31	Virginia	ACCN	TBA
1/4	Miami	RSN	7 PM
1/7	at Florida State	RSN	1 PM
1/10	at Notre Dame	ACCN	7 PM
1/14	Pitt	ACCN	3 PM
1/17	NC State	ACCN	7 PM
1/21	Syracuse	RSN	Noon
1/24	at Clemson	ACCN	9 PM
1/28	Duke	ACCN	3 PM
2/1	at Louisville	RSN	7 PM
2/4	at NC State	ACCN	1 PM
2/8	Notre Dame	RSN	7 PM
2/11	at Wake Forest	ACCN	5 PM
2/15	Virginia Tech	ACCN	7 PM
2/18	Florida Tech	ACCNX	2 PM
2/21	at Pitt	ESPN/2/U/ACCN	7 PM
2/25	Louisville	RSN	2 PM
2/28	at Syracuse	RSN	7 PM
3/4	at Boston College	ESPNU	2:30 PM

[1]Rocket Mortgage Fort Myers Tipoff, Fort Myers, Fla.
[2]ACC/Big Ten Challenge

Schedule as of Oct. 31, 2022

QUICK FACTS

Location: Atlanta, Georgia
Founded: 1885
Enrollment: 43,859
Colors: Old Gold & White
President: Dr. Angel Cabrera
Athletics Director: J Batt
Arena: McCamish Pavilion (8,600)

MEDIA SERVICES
Men's Basketball Contact: Mike Stamus
Office Phone: 404-894-5446
E-mail: mstamus@athletics.gatech.edu
Website: RamblinWreck.com
Twitter: @GTMBB

2022-23 ROSTER

No.	Player	Pos.	Ht.	Wt.	Cl.	Hometown/High School/Previous School
0	Lance Terry	G	6-2	200	Sr.	College Park, Ga./The Heritage School/Gardner-Webb
1	Kyle Sturdivant	G	6-3	196	Sr.	Norcross, Ga./Norcross HS/Southern California
3	Dallan 'Deebo' Coleman	G	6-6	218	So.	Memphis, Tenn./West Nassau HS [Callahan, Fla.]
4	Ja'von Franklin	F	6-7	214	Sr.	Little Rock, Ark./Parkview Magnet HS/Auburn/ South Alabama
5	Deivon Smith	G	6-1	176	Jr.	Loganville, Ga./Grayson HS/Mississippi State
10	Cyril Martynov	F	7-0	229	Fr.	Barrie, Ontario/Innisdale Secondary School/ Lawrenceville (N.J.) School
11	Tristan Maxwell	G	6-3	205	Jr.	Huntersville, N.C./North Mecklenburg HS
12	Freds Pauls Bagatskis	F	6-8	175	Fr.	Riga, Latvia/Complejo Educativo Mas Camarena (Valencia, Spain)
13	Miles Kelly	G	6-6	175	So.	Stone Mountain, Ga./Parkview HS/ Hargrave Military Academy [Chatham, Va.]
14	Jalon Moore	F	6-7	209	So.	Birmingham, Ala./Gardendale HS
23	Jordan Meka	F	6-8	219	Jr.	Yaoundé, Cameroon/Mount Bethel Christian Academy (Marietta, Ga.)
24	Rodney Howard	C	6-11	256	Sr.	Ypsilanti, Mich./Legacy Charter School (Greenville, S.C.)/ Georgia
30	Coleman Boyd	G	6-1	178	Sr.	Smyrna, Ga./Mt. Bethel Christian Academy
33	Brayden Daniels	G	6-4	188	So.	Louisville, Ky./Christian Academy of Louisville
35	Emmer Nichols	F	6-6	219	Fr.	Woodside, Calif./Sacred Heart Preparatory School
43	Jermontae Hill	G/F	6-6	206	R-Fr.	Atlanta, Ga./Tucker HS/DME Academy (Daytona, Fla.)

Head Coach: Josh Pastner (Arizona '97)
Associate Head Coach: Anthony Wilkins (Kent State '13)
Assistant Coach: Julian Swartz (Carroll College '05)
Assistant Coach: Brian Eskildsen (Tennessee '09)

2021-22 FINAL STATISTICS (12-20, 5-15/15TH ACC)

#	PLAYER	GP-GS	MIN	AVG	TOTAL FG-FGA	FG%	3-POINT 3FG-FGA	3FG%	F-THROW FT-FTA	FT%	REBOUNDS OFF	DEF	TOT	AVG	PF	DQ	A	TO	BLK	STL	PTS	AVG
0	DEVOE, Michael	31-29	1070:40	34.5	200-433	.462	70-192	.365	85-116	.733	21	130	151	4.9	63	1	97	86	12	42	555	17.9
	ACC-Only	20-20	706:54	35.3	121-274	.442	38-125	.304	45-59	.763	15	81	96	4.8	41	0	57	55	10	27	325	16.3
4	USHER, Jordan	32-31	1012:29	31.6	181-379	.478	41-120	.342	70-97	.722	39	170	209	6.5	83	3	93	86	5	47	473	14.8
	ACC-Only	20-20	616:54	30.8	109-232	.470	22-74	.297	42-58	.724	23	99	122	6.1	54	2	63	56	2	30	282	14.1
1	STURDIVANT, Kyle	32-28	807:36	25.2	89-216	.412	26-78	.333	39-50	.780	7	74	81	2.5	55	2	73	38	2	30	243	7.6
	ACC-Only	20-19	544:11	27.2	59-146	.404	18-53	.340	23-26	.885	5	47	52	2.6	41	2	47	21	1	21	159	8.0
24	HOWARD, Rodney	27-25	668:11	24.7	74-132	.561	0-0	.000	27-44	.614	56	82	138	5.1	83	6	40	40	20	11	175	6.5
	ACC-Only	15-13	375:07	25.0	42-71	.592	0-0	.000	15-22	.682	31	41	72	4.8	47	4	17	22	9	7	99	6.6
11	MAXWELL, Tristan	5-0	77:54	15.6	11-32	.344	8-20	.400	2-4	.500	2	6	8	1.6	5	0	2	3	0	1	32	6.4
	ACC-Only	4-0	73:31	18.4	10-30	.333	8-19	.421	2-4	.500	1	6	7	1.8	5	0	2	3	0	1	30	7.5
10	COLEMAN, Dallan "Deebo"	31-5	734:26	23.7	63-161	.391	43-104	.413	23-32	.719	12	46	58	1.9	70	1	19	21	3	28	192	6.2
	ACC-Only	20-3	483:17	24.2	42-117	.359	27-75	.360	14-19	.737	9	25	34	1.7	46	0	10	12	2	22	125	6.3
5	SMITH, Deivon	24-5	472:12	19.7	58-144	.403	5-18	.278	16-27	.593	25	56	81	3.4	44	0	48	42	5	25	137	5.7
	ACC-Only	14-1	240:60	17.2	33-67	.493	2-7	.286	10-17	.588	13	29	42	3.0	16	0	27	23	4	12	78	5.6
12	MOORE, Khalid	32-30	762:06	23.8	63-154	.409	6-28	.214	34-50	.680	40	70	110	3.4	70	4	22	34	7	34	166	5.2
	ACC-Only	20-19	478:17	23.9	39-100	.390	4-16	.250	20-34	.588	16	39	55	2.8	45	4	15	21	7	21	102	5.1
13	KELLY, Miles	30-1	433:40	14.5	48-118	.407	26-75	.347	13-18	.722	7	36	43	1.4	30	0	15	19	3	15	135	4.5
	ACC-Only	18-0	252:39	14.0	24-65	.369	17-46	.370	10-14	.714	4	26	30	1.7	17	0	8	11	2	10	75	4.2
14	MOORE, Jalon	13-1	111:18	8.6	14-31	.452	3-5	.600	6-12	.500	8	17	25	1.9	15	0	3	9	8	2	37	2.8
	ACC-Only	9-0	74:39	8.3	6-16	.375	2-4	.500	4-8	.500	3	10	13	1.4	11	0	3	6	6	1	18	2.0
2	GIGIBERIA, Saba	15-1	117:14	7.8	16-33	.485	0-0	.000	6-10	.600	12	23	35	2.3	21	0	11	11	6	5	38	2.5
	ACC-Only	6-1	49:44	8.3	8-18	.444	0-0	.000	2-6	.333	7	7	14	2.3	11	0	7	4	1	2	18	3.0
23	MEKA, Jordan	15-4	187:59	12.5	6-27	.222	0-0	.000	0-0	.000	14	30	44	2.9	35	1	10	6	11	6	12	0.8
	ACC-Only	10-4	137:07	13.7	4-20	.200	0-0	.000	0-0	.000	11	19	30	3.0	24	1	4	4	9	4	8	0.8
3	PARHAM, Bubba	2-0	41:39	20.8	0-6	.000	0-6	.000	0-0	.000	0	1	1	0.5	2	0	4	0	0	3	0	0.0
	ACC-Only	2-0	41:39	20.8	0-6	.000	0-6	.000	0-0	.000	0	1	1	0.5	2	0	4	0	0	3	0	0.0
30	BOYD, Coleman	1-0	01:18	1.3	0-0	.000	0-0	.000	0-0	.000	0	0	0	0.0	0	0	1	0	0	0	0	0.0
	ACC-Only	0-0	0:00	0.0	0-0	.000	0-0	.000	0-0	.000	0	0	0	0.0	0	0	0	0	0	0	0	0.0
33	DANIELS, Brayden	1-0	01:18	1.3	0-0	.000	0-0	.000	0-0	.000	0	0	0	0.0	0	0	0	0	0	0	0	0.0
	ACC-Only	0-0	0:00	0.0	0-0	.000	0-0	.000	0-0	.000	0	0	0	0.0	0	0	0	0	0	0	0	0.0
	Total	**32**	**6500**		**823-1866**	**.441**	**228-646**	**.353**	**321-460**	**.698**	**284**	**804**	**1088**	**34.0**	**576**	**18**	**438**	**419**	**82**	**249**	**2195**	**68.6**
	ACC-Only	**20**	**4075**		**497-1162**	**.428**	**138-425**	**.325**	**187-267**	**.700**	**161**	**470**	**631**	**31.6**	**360**	**13**	**264**	**255**	**53**	**161**	**1319**	**66.0**
	Opponents	**32**	**6500**		**807-1850**	**.436**	**226-718**	**.315**	**424-590**	**.719**	**313**	**818**	**1131**	**35.3**	**467**	**8**	**477**	**422**	**104**	**212**	**2264**	**70.8**
	ACC-Only	**20**	**4075**		**519-1142**	**.454**	**145-441**	**.329**	**279-370**	**.754**	**191**	**541**	**732**	**36.6**	**280**	**4**	**314**	**266**	**65**	**132**	**1462**	**73.1**

						GEORGIA TECH						OPPONENTS							
		GT	Opp					3-Pt	3-Pt					3-Pt	3-Pt			Reb	TO
Date	Opponent	AP USA	AP USA	W/L	Score	FG	FG%	FG	FG%	FT	FT%	FG	FG%	FG	FG%	FT	FT%	Mar	GT/Opp
11/9	Miami (Ohio)			L	69-72	24-61	.393	4-17	.235	17-20	.850	25-64	.391	6-31	.194	16-21	.762	+10	14/8
11/12	Stetson			W	77-52	33-64	.516	9-19	.474	2-7	.286	21-60	.350	6-26	.231	4-7	.571	+11	16/17
11/15	Lamar			W	75-66	28-62	.452	12-25	.480	7-13	.538	23-57	.404	5-19	.263	15-19	.789	+10	10/8
11/19	at Georgia			W	88-78	34-56	.607	8-15	.533	12-17	.706	29-57	.509	8-17	.471	12-24	.500	+9	15/14
11/22	Charleston Southern			W	85-70	35-61	.574	4-11	.364	11-15	.733	26-59	.441	8-26	.308	10-15	.667	+2	11/15
11/26	Georgia Southern			W	61-59	21-51	.412	7-20	.350	12-24	.500	24-57	.421	5-19	.263	6-13	.462	-3	14/16
12/1	Wisconsin[1]		23 21	L	66-70	22-53	.415	6-16	.375	16-20	.800	23-54	.426	9-24	.375	15-22	.682	+8	10/8
12/5	North Carolina			L	62-79	25-54	.463	6-16	.375	6-7	.857	31-55	.564	10-17	.588	7-8	.875	-12	13/14
12/11	vs. LSU[2]		25 24	L	53-69	20-48	.417	3-15	.200	10-18	.556	24-62	.387	3-19	.158	18-24	.750	-13	24/21
12/18	vs. Southern California[3]		10 9	L	53-67	21-64	.328	5-19	.263	6-9	.667	25-52	.481	9-19	.474	8-13	.615	-8	7/13
12/21	Georgia State			W OT	72-62	22-56	.393	9-22	.409	19-24	.792	20-71	.282	7-22	.318	15-19	.789	+18	23/11
12/23	Alabama A&M			Ccd.															
1/2	Louisville			L	64-67	24-50	.480	5-19	.263	14-22	.636	23-56	.411	9-24	.375	9-12	.750	-9	9/13
1/4	at Duke		2 2	L	57-69	21-64	.328	6-20	.300	9-12	.750	19-51	.373	5-16	.313	26-40	.650	-13	9/10
1/8	Notre Dame			L OT	68-72	26-67	.388	6-27	.222	10-12	.833	31-66	.470	7-23	.304	3-6	.500	+2	14/12
1/12	at Boston College			W	81-76	29-57	.509	11-25	.440	12-17	.706	29-62	.468	6-21	.286	12-19	.632	+4	17/16
1/15	at North Carolina			L	65-88	27-59	.458	3-14	.214	8-14	.571	30-63	.476	9-25	.360	19-21	.905	-16	11/13
1/19	Wake Forest			L	64-80	25-65	.385	5-20	.250	9-15	.600	33-58	.569	8-26	.308	6-7	.857	-2	15/18
1/23	Clayton State			W	103-53	39-70	.557	15-24	.625	10-11	.909	18-54	.333	4-26	.154	13-25	.520	+22	10/16
1/26	Florida State			W	75-61	24-54	.444	10-27	.370	17-24	.708	22-54	.407	7-17	.412	10-16	.625	-7	9/17
1/29	Miami			L	62-73	26-59	.441	7-21	.333	3-10	.300	22-53	.415	8-25	.320	21-25	.840	-7	14/16
2/2	at Virginia Tech			L	66-81	24-60	.400	10-25	.400	8-8	1.000	28-53	.528	8-20	.400	17-22	.773	-10	12/14
2/5	Clemson			W	69-64	25-57	.439	10-25	.400	9-13	.692	24-58	.414	6-24	.250	10-11	.909	-1	18/18
2/9	at Miami			L	70-79	26-55	.473	7-24	.292	11-14	.786	27-56	.482	5-22	.227	20-26	.769	+1	18/12
2/12	at Virginia			L	53-63	21-46	.457	4-12	.333	7-10	.700	19-49	.388	4-18	.222	21-23	.913	-8	15/10
2/15	NC State			L	61-76	24-64	.375	5-22	.227	8-11	.727	26-62	.419	11-29	.379	13-18	.722	-9	11/13
2/19	at Pitt			W	68-62	26-56	.464	6-18	.333	10-11	.909	21-51	.412	5-20	.250	15-20	.750	-2	11/16
2/21	at Syracuse			L OT	73-74	26-66	.394	9-27	.333	12-17	.706	24-73	.329	10-32	.313	16-22	.727	+9	14/4
2/23	Virginia Tech			L	58-62	23-53	.434	4-13	.308	8-11	.727	23-59	.390	6-24	.250	10-14	.714	-8	11/13
2/26	at Notre Dame			L	56-90	21-61	.344	4-20	.200	10-16	.625	32-56	.571	13-23	.565	13-16	.813	-13	7/10
3/2	at Clemson			L	65-68	28-53	.528	6-21	.286	6-7	.857	26-56	.446	7-21	.333	8-11	.727	+3	12/13
3/5	Boston College			W OT	82-78	30-53	.566	9-21	.429	13-22	.591	26-59	.441	6-19	.316	20-27	.741	-2	15/14
3/8	vs. Louisville[4]			L	74-84	27-57	.474	8-18	.444	12-15	.800	30-62	.484	11-28	.393	13-18	.722	-10	10/9

[1]ACC/Big Ten Challenge; [2]Holiday Hoopsgiving, Atlanta, Ga.; [3]Jerry Colangelo Classic, Phoenix, Ariz.; [4]ACC Tournament, Brooklyn, N.Y.

JOSH PASTNER

Head Coach
Seventh Season at Georgia Tech
Arizona '97

■ Pastner led Georgia Tech to the 2021 ACC Championship, the program's first ACC crown since 1993. In earning the ACC's automatic NCAA bid, he also guided the Yellow Jackets to their first NCAA Tournament since 2010.

■ Pastner's teams have earned seven postseason berths (NCAA Tournament in 2021 and NIT in 2017 at Georgia Tech; NCAA Tournament in 2011, 2012, 2013, 2014 and NIT in 2010 at Memphis).

■ In Pastner's first season at the helm at Georgia Tech in 2016-17, the Yellow Jackets defied expectations by winning 21 games, including four in the NIT. He guided the 2016-17 Yellow Jackets all the way to the finals of the NIT for the first time in 46 years.

■ He was named the 2017 ACC and NABC District 2 Coach of the Year. He also twice won Conference USA Coach of the Year honors (2010, 2013).

■ Pastner's Memphis teams averaged 23.9 wins per season and compiled a conference regular-season record of 82-36, including a conference winning streak of 28 games.

JOSH PASTNER YEAR BY YEAR

Year	School	Conf.	Overall	Conf. W-L	Conf. Finish	Post-Season
2009-10	Memphis	C-USA	24-10	13-3	2nd	NIT 1-1
2010-11	Memphis	C-USA	25-10	10-6	4th	NCAA 0-1
2011-12	Memphis	C-USA	26-9	13-3	1st	NCAA 0-1
2012-13	Memphis	C-USA	31-5	16-0	1st	NCAA 1-1
2013-14	Memphis	C-USA	24-10	12-6	t3rd	NCAA 1-1
2014-15	Memphis	C-USA	18-14	10-8	t5th	-
2015-16	Memphis	C-USA	19-15	8-10	7th	-
2016-17	Georgia Tech	ACC	• 21-16	8-10	11th	• NIT 4-1
2017-18	Georgia Tech	ACC	• 13-19	6-12	13th	-
2018-19	Georgia Tech	ACC	14-18	6-12	10th	-
2019-20	Georgia Tech	ACC	17-14	11-9	5th	-
2020-21	Georgia Tech	ACC	(ACC) 17-9	11-6	5th	NCAA 0-1
2021-22	Georgia Tech	ACC	12-20	5-15	14th	-

• 22 wins and one loss from 2016-17 and 2017-18 and 2017 NIT appearance later vacated by NCAA Committee on Infractions

PASTNER CAREER TOTALS

School	Years		Overall W-L	Overall Pct.	Conf. Games W-L	Conf. Games Pct.	ACC Tournament W-L	ACC Tournament Pct.	NCAA Tournament W-L	NCAA Tournament Pct.	NIT Games W-L	NIT Games Pct.
Memphis	(7)	2010-2016	167-73	.696	82-36	.695	-	-	2-4	.333	1-1	.500
Georgia Tech	(6)	2017-2022	• 72-95	.431	• 39-64	.379	2-4	.333	0-1	.000	4-1	.800
Totals	**(13)**	**2010-2022**	**• 239-168**	**.587**	**• 121-100**	**.563**	**2-4**	**.333**	**2-5**	**.285**	**5-2**	**.714**

• Record does not include 22 wins and one loss vacated from 2016-17 and 2017-18 seasons by the NCAA [on-court record is 261-169/94-96 (47-64 ACC) at Tech]

GEORGIA TECH COACHING RECORDS

Career Records			Years	W	L	Pct.
1.	Chapman	(2)	1905-1906	2	1	.667
2.	John Heisman	(3)	1909/13-14	9	14	.391
3.	William Alexander	(4)	1920/22-24	36	38	.486
4.	Joe Bean	(1)	1921	4	10	.286
5.	Harold Hansen	(2)	1925-1926	10	23	.303
6.	Roy Mundorff	(17)	1927-1943	173	134	.564
7.	Dwight Keith	(4)	1944-1946	35	21	.625
8.	Roy McArthur	(4)	1947-1951	57	72	.442
9.	John Hyder	(22)	1952-1973	292	271	.519
10.	Dwane Morrison	(8)	1974-1981	91	122	.427
11.	Bobby Cremins	(19)	1982-2000	354	237	.599
12.	Paul Hewitt	(11)	2001-2011	190	162	.540
13.	Brian Gregory	(5)	2012-2016	76	86	.469
14.	Josh Pastner	(6)	2017-2022	72	95	.431

ACC Games Only			Years	W	L	Pct.
1.	Bobby Cremins	(19)	1982-2000	134	150	.472
2.	Paul Hewitt	(11)	2001-2011	72	104	.409
3.	Josh Pastner	(6)	2017-2022	39	64	.379
4.	Brian Gregory	(5)	2012-2016	27	61	.307
5.	Dwane Morrison	(2)	1980-1981	1	27	.036

ACC Tournament			Years	W	L	Pct.
1.	Bobby Cremins	(19)	1982-2000	15	16	.484
2.	Paul Hewitt	(11)	2001-2011	9	11	.450
3.	Josh Pastner	(5)	2017-2019/21-22	2	4	.333
4.	Brian Gregory	(5)	2012-2016	2	5	.286
5.	Dwane Morrison	(2)	1980-1981	0	2	.000

NCAA Tournament		Years	W	L	Pct.
1.	Paul Hewitt	(5)	7	5	.583
2.	Bobby Cremins	(10)	15	11	.577
3.	John Hyder	(1)	1	1	.500
4.	Josh Pastner	(1)	0	1	.000

NIT		No.	W	L	Pct.
1.	John Hyder	(2)	4	2	.667
	Brian Gregory	(1)	2	1	.667
	Paul Hewitt	(1)	2	1	.667
4.	Bobby Cremins	(4)	2	4	.333

Year	Head Coach	Overall	Conf.	Finish	Conf. Trn.	Non Conf.	Post-Season	Final AP	Final Coach	All-League	All-Am.	NBA Draft	PPG Offense	FG%	FT%	PPG Defense	Opp. FG%	Reb. Mar.
Member of Southeastern Conference																		
1954	John Hyder	2-22	0-14	(12)	-	2-8	-	-	-	0	0	0	60.8	-	-	76.2	-	-
1955	John Hyder	12-13	7-7	(6)	-	5-6	-	-	-	1	0	0	71.0	.345	.667	77.3	.367	4.3
1956	John Hyder	12-11	6-8	(6)	-	6-3	-	-	-	1	0	0	72.1	.348	.670	75.4	.365	-3.0
1957	John Hyder	18-8	9-5	(3)	-	9-3	-	-	-	1	0	0	77.4	.362	.696	73.3	.367	2.7
1958	John Hyder	15-11	7-7	(6)	-	8-4	-	-	-	3	0	0	69.9	.359	.696	66.3	.381	2.1
1959	John Hyder	17-9	9-5	(4)	-	9-4	-	-	-	2	0	0	72.2	.376	.717	68.5	.357	0.3
1960	John Hyder	22-6	11-3	(2)	-	11-3	NCAA 1-1	13	8	2	1	1	69.3	.408	.710	59.8	.356	-3.5
1961	John Hyder	13-13	6-8	(6)	-	7-5	-	-	-	1	1	1	64.3	.376	.732	63.9	.425	-1.1
1962	John Hyder	10-16	4-10	(10)	-	6-6	-	-	-	0	0	0	62.5	.372	.660	65.0	.412	-1.9
1963	John Hyder	21-5	10-4	(2)	-	11-1	-	-	-	2	0	0	70.8	.407	.734	65.5	.416	0.7
1964	John Hyder	17-9	9-5	(2)	-	8-4	-	-	-	2	0	0	74.8	.422	.720	72.7	.405	-3.6
Independent																		
1965	John Hyder	14-11	-	-	-	14-11	-	-	-	-	0	2	74.0	.419	.731	73.9	.454	-1.8
1966	John Hyder	13-13	-	-	-	13-13	-	-	-	-	0	0	80.3	.444	.727	76.9	.474	-4.5
1967	John Hyder	17-9	-	-	-	17-9	-	-	-	-	0	0	82.1	.494	.732	75.2	.465	-3.8
1968	John Hyder	12-13	-	-	-	12-13	-	-	-	-	0	1	73.8	.454	.761	72.0	.450	-4.9
1969	John Hyder	12-13	-	-	-	12-13	-	-	-	-	0	0	74.8	.464	.718	72.8	.441	1.7
1970	John Hyder	17-10	-	-	-	17-10	NIT 1-1	-	-	-	1	1	81.6	.511	.744	74.6	.459	2.2
1971	John Hyder	23-9	-	-	-	23-9	NIT 3-1	-	-	-	1	1	78.6	.457	.705	72.0	.433	-5.6
1972	John Hyder	6-20	-	-	-	6-20	-	-	-	-	0	0	72.1	.435	.677	84.4	.466	-9.9
1973	John Hyder	7-18	-	-	-	7-18	-	-	-	-	0	0	76.3	.448	.731	83.3	.476	-6.3
1974	Dwane Morrison	5-21	-	-	-	5-21	-	-	-	-	0	0	74.4	.400	.713	85.3	.491	-5.7
1975	Dwane Morrison	11-15	-	-	-	11-15	-	-	-	-	0	0	74.4	.443	.669	82.5	.467	3.5
Member of Metro Conference																		
1976	Dwane Morrison	13-14	0-1	(T5)	1-1	13-13	-	-	-	0	0	0	68.9	.481	.681	68.0	.485	-1.7
1977	Dwane Morrison	18-10	3-3	(T3)	2-1	15-7	-	-	-	2	0	0	70.2	.481	.768	66.9	.481	3.9
1978	Dwane Morrison	15-12	6-6	(T4)	1-1	9-6	-	-	-	2	0	0	71.6	.486	.754	65.9	.495	0.8
Independent																		
1979	Dwane Morrison	17-9	-	-	-	17-9	-	-	-	-	0	2	76.3	.497	.747	64.1	.458	1.6
Member of Atlantic Coast Conference																		
1980	Dwane Morrison	8-18	1-13	(8)	0-1	7-4	-	-	-	0	0	1	57.0	.490	.729	59.9	.494	1.7
1981	Dwane Morrison	4-23	0-14	(8)	0-1	4-8	-	-	-	0	0	0	55.7	.437	.611	71.5	.499	-0.1
1982	Bobby Cremins	10-16	3-11	(8)	0-1	7-4	-	-	-	1	0	1	59.4	.529	.649	60.7	.481	1.8
1983	Bobby Cremins	13-15	4-10	(6)	1-1	8-4	-	-	-	1	0	1	71.8	.452	.698	73.2	.464	-0.9
1984	Bobby Cremins	18-11	6-8	(T5)	0-1	12-2	NIT 0-1	-	-	1	1	0	69.8	.509	.706	64.5	.447	0.9
1985	Bobby Cremins	27-8	9-5	(TI)	3-0	15-3	NCAA 3-1	6	6	2	1	1	69.9	.516	.708	60.9	.443	3.4
1986	Bobby Cremins	27-7	11-3	(2)	2-1	14-3	NCAA 2-1	6	6	3	2	2	75.1	.546	.728	63.5	.449	2.5
1987	Bobby Cremins	16-13	7-7	(5)	0-1	9-5	NCAA 0-1	-	-	2	0	1	70.7	.489	.760	68.5	.466	2.4
1988	Bobby Cremins	22-10	8-6	(4)	0-1	14-3	NCAA 1-1	-	-	3	0	1	81.7	.503	.721	74.0	.461	-0.9
1989	Bobby Cremins	20-12	8-6	(5)	0-1	12-5	NCAA 0-1	-	-	3	1	1	80.2	.496	.758	74.2	.456	3.3
1990	Bobby Cremins	28-7	8-6	(T3)	3-0	17-1	NCAA 4-1	9	7	3	2	2	88.5	.496	.708	80.8	.457	0.2
1991	Bobby Cremins	17-13	6-8	(T5)	0-1	11-4	NCAA 1-1	-	-	2	1	1	82.5	.473	.668	77.0	.421	2.4
1992	Bobby Cremins	23-12	8-8	(T4)	1-1	14-3	NCAA 2-1	-	-	2	0	2	80.4	.484	.670	74.5	.419	2.7
1993	Bobby Cremins	19-11	8-8	(6)	3-0	8-3	NCAA 0-1	18	20	1	0	1	77.7	.494	.684	75.2	.428	2.7
1994	Bobby Cremins	16-13	7-9	(5)	0-1	9-4	NIT 0-1	-	-	2	0	0	75.9	.450	.698	74.1	.429	-1.7
1995	Bobby Cremins	18-12	8-8	(5)	0-1	10-3	-	-	-	2	0	1	80.0	.470	.720	73.4	.451	-1.2
1996	Bobby Cremins	24-12	13-3	(1)	2-1	9-7	NCAA 2-1	13	15	3	1	2	80.2	.477	.703	76.0	.451	-0.2
1997	Bobby Cremins	9-18	3-13	(9)	0-1	6-4	-	-	-	1	0	1	61.5	.396	.654	64.3	.440	2.4
1998	Bobby Cremins	19-14	6-10	(T6)	0-1	13-3	NIT 2-1	-	-	1	1	1	76.3	.440	.683	72.2	.410	1.2
1999	Bobby Cremins	15-16	6-10	(T5)	0-1	9-5	NIT 0-1	-	-	1	0	1	67.3	.411	.621	72.2	.429	-2.5
2000	Bobby Cremins	13-17	5-11	(8)	0-1	8-5	-	-	-	1	0	1	70.6	.408	.683	71.4	.425	2.2
2001	Paul Hewitt	17-13	8-8	(T5)	1-1	8-4	NCAA 0-1	-	-	1	0	1	75.6	.426	.690	72.9	.407	-2.5
2002	Paul Hewitt	15-16	7-9	(T5)	0-1	8-6	-	-	-	1	0	0	76.5	.431	.692	76.6	.449	1.7
2003	Paul Hewitt	16-15	7-9	(5)	0-1	9-5	NIT 2-1	-	-	2	0	1	74.1	.450	.681	69.8	.425	3.4
2004	Paul Hewitt	28-10	9-7	(T3)	1-1	18-2	NCAA 5-1	14	15	2	0	0	76.6	.465	.692	67.2	.388	0.1
2005	Paul Hewitt	20-12	8-8	(T4)	2-1	10-3	NCAA 1-1	25	25	1	1	1	74.1	.452	.691	66.7	.391	2.4
2006	Paul Hewitt	11-17	4-12	(T10)	0-1	7-4	-	-	-	0	0	0	71.9	.460	.667	72.1	.441	4.4
2007	Paul Hewitt	20-12	8-8	(t6)	0-1	12-4	NCAA 0-1	-	-	1	0	2	78.6	.490	.681	69.4	.438	5.7
2008	Paul Hewitt	15-17	7-9	(T7)	1-1	7-7	-	-	-	0	0	0	77.6	.471	.701	76.0	.452	-0.8
2009	Paul Hewitt	12-19	2-14	(12)	1-1	9-4	-	-	-	1	0	0	71.2	.436	.630	71.5	.416	2.2
2010	Paul Hewitt	23-13	7-9	(7)	3-1	13-3	NCAA 1-1	-	-	1	0	2	72.8	.459	.657	65.7	.384	4.8
2011	Paul Hewitt	13-18	5-11	(T10)	0-1	8-6	-	-	-	1	0	1	67.8	.405	.689	67.1	.440	1.0
2012	Brian Gregory	11-20	4-12	(T9)	0-1	7-7	-	-	-	0	0	0	60.2	.427	.654	62.6	.403	3.5
2013	Brian Gregory	16-15	6-12	(T9)	0-1	10-2	-	-	-	0	0	0	64.3	.419	.635	62.4	.401	2.8
2014	Brian Gregory	16-17	6-12	(T11)	1-1	9-4	-	-	-	1	0	0	66.7	.431	.684	66.8	.419	3.6
2015	Brian Gregory	12-19	3-15	(14)	0-1	9-4	-	-	-	0	0	0	63.3	.408	.668	64.6	.440	2.6
2016	Brian Gregory	21-15	8-10	(T10)	1-1	12-4	NIT 1-1	-	-	1	0	0	73.2	.449	.722	70.7	.442	7.4
2017*	Josh Pastner	*0-15	0-10	(11)	0-1	0-5	*NIT 4-1	-	-	1	0	0	67.5	.438	.682	66.8	.398	-0.4
2018*	Josh Pastner	*12-19	6-12	(13)	0-1	7-6	-	-	-	1	0	1	65.7	.425	.713	67.9	.429	0.1
2019	Josh Pastner	14-18	6-12	(10)	0-1	8-5	-	-	-	0	0	0	65.3	.440	.689	66.6	.400	-2.6
2020	Josh Pastner	17-14	11-9	(5)	-	6-5	-	-	-	1	0	0	68.6	.452	.677	66.4	.399	2.5
2021	Josh Pastner	17-9	11-6	(5)	2-0	6-3	NCAA 0-1	-	-	2	0	0	74.9	.477	.726	70.0	.459	4.9
2022	Josh Pastner	12-20	5-15	(14)	0-1	8-5	-	-	-	1	0	0	68.6	.441	.698	70.8	.436	-1.3

* 22 wins and one loss from 2016-17 and 2017-18 and 2017 NIT appearance later vacated by NCAA Committee on Infractions

2022-23 SCHEDULE

Date	Opponent	TV	Time
11/9	Bellarmine	ACCN	9 PM
11/12	Wright State	ACCNX	1 PM
11/15	Appalachian State	ACCN	6 PM
11/21	vs Arkansas[1]	ESPN2	5 PM
11/22	vs Creighton/Texas Tech[1]	ESPN/2	TBA
11/23	vs TBD[1]	TBA	TBA
11/29	Maryland[2]	ESPN/2	7/7:30 PM
12/4	Miami	ACCN	1 PM
12/10	at Florida State	ACCN	1 PM
12/14	Western Kentucky	ESPN2	9 PM
12/17	Florida A&M	RSN	2 PM
12/20	Lipscomb	ACCNX	6 PM
12/22	at NC State	ACCN	7 PM
12/31	at Kentucky	CBS	Noon
1/3	Syracuse	ESPN/2/U	7 PM
1/7	Wake Forest	ACCN	3 PM
1/11	at Clemson	RSN	9 PM
1/14	North Carolina	ESPN	2 PM
1/18	Pitt	ACCN	7 PM
1/25	at Boston College	ACCN	9 PM
1/28	at Notre Dame	ESPN/2	Noon
2/1	Georgia Tech	RSN	7 PM
2/4	Florida State	ESPN/2/U	2 PM
2/7	at Pitt	ACCN	7 PM
2/11	at Miami	ACCN	7 PM
2/15	Virginia	ESPN/2/U	7 PM
2/18	Clemson	ACCN	7 PM
2/20	at Duke	ESPN	7 PM
2/25	at Georgia Tech	RSN	2 PM
2/28	Virginia Tech	ACCN	9 PM
3/4	at Virginia	ESPN/2	12/2/4 PM

[1]Maui Jim Maui Invitational, Lahaina, Maui, Hawaii
[2]ACC/Big Ten Challenge

Schedule as of Oct. 31, 2022

QUICK FACTS

Location: Louisville, Kentucky
Founded: 1798
Enrollment: 23,100
Colors: Red & Black
Interim President: Lori Stewart Gonzalez, Ph.D
Athletics Director: Josh Heird
Arena: KFC Yum! Center (22,090)

MEDIA SERVICES
Men's Basketball Contact: Zach Greenwell
Office Phone: 502-852-0112
E-mail: zachg@gocards.com
Website: GoCards.com
Twitter: @LouisvilleMBB

2022-23 ROSTER

No.	Player	Pos.	Ht.	Wt.	Cl.	Hometown/Previous School
0	Devin Ree	F	6-8	180	Fr.	Jackson, Miss./Oak Hill Academy/Va.
1	Mike James	G/F	6-5	215	R-Fr.	Orlando, Fla./Oak Ridge
3	El Ellis	G	6-3	180	Sr.	Durham, N.C./Quality Education Academy/ Tallahassee Community College
4	Roosevelt Wheeler	F/C	6-11	240	So.	Richmond, Va./John Marshall
5	Brandon Huntley-Hatfield	F	6-10	250	So.	Clarksville, Tenn. / Scotland Campus Prep (Pa.)/ Tennessee
11	Fabio Basili	G	6-4	175	Fr.	Orlando, Fla./Oak Ridge
12	JJ Traynor	F	6-8	190	Jr.	Bardstown, Ky./Bardstown
15	Hercy Miller	G	6-3	180	So.	Los Angeles, Calif./Minnehaha Academy/ Tennessee State
21	Sydney Curry	F	6-8	270	Sr.	Ft. Wayne, Ind./Northrop/John A. Logan College
22	Kamari Lands	F	6-8	220	Fr.	Indianapolis, Ind./Hillcrest Prep/Ariz.
23	Zan Payne	G/F	6-5	230	Gr.	Lexington, Ky./Lexington Catholic/Kentucky
24	Jae'Lyn Withers	F	6-9	220	R-Jr.	Charlotte, N.C./Cleveland Heights
30	Ashton Myles-Devore	G	6-1	165	Jr.	Versailles, Ky./Woodford County High School
33	Aidan McCool	G	6-3	165	Jr.	Charleston, S.C./Bishop England/Maryland

Head Coach: Kenny Payne (Louisville '03)
Associate Head Coach: Danny Manning (Kansas '91)
Assistant Coach: Nolan Smith (Duke '11)
Assistant Coach: Josh Jamieson (So. Oregon '00)

2021-22 FINAL STATISTICS (13-19, 6-14/11TH ACC)

#	PLAYER	GP-GS	MIN	AVG	TOTAL FG-FGA	FG%	3-POINT 3FG-FGA	3FG%	F-THROW FT-FTA	FT%	REBOUNDS OFF	DEF	TOT	AVG	PF	DQ	A	TO	BLK	STL	PTS	AVG
0	LOCKE, Noah	32-25	839:45	26.2	110-307	.358	68-199	.342	20-28	.714	14	61	75	2.3	37	0	31	33	2	13	308	9.6
	ACC-Only	20-13	518:18	25.9	63-167	.377	41-108	.380	13-19	.684	8	33	41	2.1	24	0	16	17	2	10	180	9.0
5	WILLIAMS, Malik	27-25	680:23	25.2	97-213	.455	25-82	.305	38-58	.655	48	167	215	8.0	53	1	26	37	18	34	257	9.5
	ACC-Only	16-15	372:19	23.3	50-116	.431	19-52	.365	18-28	.643	23	84	107	6.7	31	1	13	16	7	14	137	8.6
3	ELLIS, El	32-9	656:16	20.5	96-242	.397	41-114	.360	45-65	.692	6	55	61	1.9	47	0	51	45	0	12	278	8.7
	ACC-Only	20-9	446:56	22.3	66-167	.395	29-80	.363	27-42	.643	3	37	40	2.0	25	0	28	26	0	6	188	9.4
14	DAVIS, Dre	30-23	597:59	19.9	85-199	.427	11-53	.208	41-55	.745	41	50	91	3.0	62	1	25	41	15	17	222	7.4
	ACC-Only	19-13	378:02	19.9	56-120	.467	7-28	.250	23-34	.676	19	27	46	2.4	35	1	15	25	9	13	142	7.5
21	CURRY, Sydney	28-12	382:15	13.7	88-131	.672	0-0	.000	22-45	.489	45	79	124	4.4	58	0	19	31	4	3	198	7.1
	ACC-Only	18-9	293:05	16.3	74-106	.698	0-0	.000	19-37	.514	35	63	98	5.4	43	0	16	24	4	2	167	9.3
13	WEST, Jarrod	32-26	896:39	28.0	66-176	.375	34-104	.327	30-38	.789	9	72	81	2.5	59	0	93	39	0	44	196	6.1
	ACC-Only	20-14	533:21	26.7	35-98	.357	18-56	.321	16-18	.889	6	46	52	2.6	33	0	51	21	0	16	104	5.2
33	CROSS, Matt	28-9	536:38	19.2	56-146	.384	25-88	.284	25-36	.694	35	73	108	3.9	56	0	13	33	14	17	162	5.8
	ACC-Only	18-6	332:18	18.5	27-83	.325	14-53	.264	14-19	.737	20	56	76	4.2	36	0	7	21	11	10	82	4.6
24	WITHERS, Jae'Lyn	29-15	524:40	18.1	64-156	.410	15-64	.234	24-36	.667	30	102	132	4.6	56	1	16	44	12	20	167	5.8
	ACC-Only	19-7	320:36	16.9	43-107	.402	9-41	.220	15-21	.714	21	57	78	4.1	33	1	7	24	7	11	110	5.8
10	WILLIAMSON, Samuell	30-6	506:08	16.9	68-149	.456	2-13	.154	29-51	.569	29	81	110	3.7	34	0	24	31	4	14	167	5.6
	ACC-Only	18-6	280:27	15.6	34-72	.472	1-9	.111	22-36	.611	15	38	53	2.9	12	0	17	14	2	6	91	5.1
11	FAULKNER, Mason	31-9	566:12	18.3	44-122	.361	23-70	.329	33-44	.750	9	36	45	1.5	48	1	80	33	1	14	144	4.6
	ACC-Only	19-7	377:51	19.9	27-83	.325	12-44	.273	20-27	.741	5	25	30	1.6	24	0	56	20	1	10	86	4.5
20	BEARDEN, Sam	1-0	02:10	2.2	1-1	1.000	0-0	.000	1-2	.500	0	0	0	0.0	0	0	0	0	0	1	3	3.0
	ACC-Only	1-0	02:10	2.2	1-1	1.000	0-0	.000	1-2	.500	0	0	0	0.0	0	0	0	0	0	1	3	3.0
12	TRAYNOR, JJ	10-1	82:02	8.2	7-18	.389	2-6	.333	0-0	.000	6	8	14	1.4	11	0	1	5	1	2	16	1.6
	ACC-Only	7-1	70:09	10.0	6-16	.375	1-5	.200	0-0	.000	5	8	13	1.9	8	0	1	4	1	2	13	1.9
4	WHEELER, Roosevelt	21-0	140:04	6.7	12-19	.632	0-0	.000	9-12	.750	11	25	36	1.7	21	0	2	4	4	5	33	1.6
	ACC-Only	13-0	69:21	5.3	3-6	.500	0-0	.000	2-4	.500	4	15	19	1.5	11	0	1	2	1	1	8	0.6
23	WIZNITZER, Gabe	5-0	31:13	6.2	1-1	1.000	0-0	.000	0-0	.000	0	4	4	0.8	7	0	1	1	1	0	2	0.4
	ACC-Only	3-0	23:16	7.8	1-1	1.000	0-0	.000	0-0	.000	0	4	4	1.3	5	0	1	1	0	0	2	0.7
45	COLBERT, Brad	4-0	06:29	1.6	0-2	.000	0-2	.000	1-2	.500	0	1	1	0.3	0	0	0	1	0	0	1	0.3
	ACC-Only	3-0	05:41	1.9	0-2	.000	0-2	.000	1-2	.500	0	1	1	0.3	0	0	0	1	0	0	1	0.3
30	MYLES-DEVORE, Ashton	1-0	01:10	1.2	0-0	.000	0-0	.000	0-0	.000	0	0	0	0.0	0	0	0	1	1	0	0	0.0
	ACC-Only	1-0	01:10	1.2	0-0	.000	0-0	.000	0-0	.000	0	0	0	0.0	0	0	0	1	1	0	0	0.0
	Total	**32**	**6450**		**795-1882**	**.422**	**246-795**	**.309**	**318-472**	**.674**	**319**	**848**	**1167**	**36.5**	**549**	**4**	**382**	**391**	**77**	**196**	**2154**	**67.3**
	ACC-Only	**20**	**4025**		**486-1145**	**.424**	**151-478**	**.316**	**191-289**	**.661**	**183**	**505**	**688**	**34.4**	**320**	**3**	**229**	**226**	**46**	**102**	**1314**	**65.7**
	Opponents	**32**	**6450**		**805-1842**	**.437**	**245-702**	**.349**	**388-552**	**.703**	**280**	**850**	**1130**	**35.3**	**484**	**8**	**422**	**354**	**101**	**205**	**2243**	**70.1**
	ACC-Only	**20**	**4025**		**533-1154**	**.462**	**169-454**	**.372**	**226-324**	**.698**	**172**	**528**	**700**	**35.0**	**289**	**5**	**281**	**189**	**59**	**120**	**1461**	**73.1**

Date	Opponent	AP	UL USA	AP	Opp USA	W/L	Score	LOUISVILLE FG	FG%	3-Pt FG	3-Pt FG%	FT	FT%	OPPONENTS FG	FG%	3-Pt FG	3-Pt FG%	FT	FT%	Reb Mar	TO UL/Opp
11/9	Southern					W	72-60	27-65	.415	7-28	.250	11-19	.579	21-68	.309	8-24	.333	10-17	.588	+14	19/14
11/12	Furman					L OT	72-80	25-69	.362	7-29	.241	15-19	.789	24-61	.393	12-28	.429	20-26	.769	-2	7/12
11/15	Navy					W	77-60	28-50	.560	10-24	.417	11-16	.688	24-56	.429	3-21	.143	9-13	.692	-5	16/19
11/20	Detroit Mercy					W	73-67	27-55	.491	8-21	.381	11-17	.647	24-59	.407	9-25	.360	10-16	.625	+4	15/13
11/25	vs. Mississippi State[1]					W	72-58	26-63	.413	7-22	.318	13-22	.591	20-60	.333	1-15	.067	17-23	.739	+9	15/11
11/27	vs. Maryland[1]					W	63-55	21-60	.350	6-27	.222	15-19	.789	20-52	.385	4-14	.286	11-17	.647	+26	17/13
12/1	at Michigan State[2]			22	22	L	64-73	25-61	.410	7-27	.259	7-11	.636	23-49	.469	10-18	.556	17-23	.739	-6	16/19
12/4	at NC State					W	73-68	25-60	.417	11-28	.393	12-15	.800	24-60	.400	8-28	.286	12-18	.667	+16	6/13
12/10	DePaul					L	55-62	23-74	.311	7-33	.212	2-3	.667	24-66	.364	6-28	.214	8-15	.533	-1	15/14
12/14	SE Louisiana					W	86-60	30-58	.517	7-20	.350	19-23	.826	20-62	.323	6-33	.182	14-19	.737	+7	14/16
12/18	at Western Kentucky					L	72-82	27-64	.422	13-36	.361	5-7	.714	24-48	.500	9-18	.500	25-31	.806	-9	10/14
12/22	at Kentucky			20	18		Ppd.														
12/29	Wake Forest					W	73-69	19-48	.396	10-22	.455	25-34	.735	24-63	.381	7-27	.259	14-18	.778	+4	11/7
1/2	at Georgia Tech					W	67-64	24-50	.480	5-19	.263	14-22	.636	23-56	.411	9-24	.375	9-12	.750	+9	13/9
1/5	Pitt					W	75-72	24-50	.480	7-21	.333	20-30	.667	23-52	.442	7-21	.333	19-27	.704	0	12/11
1/8	at Florida State					L	70-79	24-59	.407	8-27	.296	14-20	.700	27-59	.458	8-23	.348	17-28	.607	0	10/6
1/12	NC State					L	63-79	23-50	.460	6-14	.429	11-18	.611	32-57	.561	12-25	.480	3-6	.500	+4	14/8
1/15	at Pitt					L	53-65	19-57	.333	7-28	.250	8-11	.727	24-55	.436	4-18	.222	13-19	.684	-9	9/11
1/19	Boston College					W	67-54	24-52	.462	6-18	.333	13-22	.591	19-65	.292	4-20	.200	12-22	.545	-1	11/10
1/22	Notre Dame					L	70-82	28-59	.475	10-21	.476	4-6	.667	31-49	.633	15-23	.652	5-7	.714	+2	7/11
1/24	at Virginia					L	52-64	21-56	.375	9-28	.321	1-3	.333	24-51	.471	5-16	.313	11-14	.786	-11	7/8
1/29	Duke			9	7	L	65-74	25-59	.424	8-22	.364	7-13	.538	30-68	.441	6-20	.300	8-18	.444	-13	9/7
2/1	North Carolina					L OT	83-90	28-70	.400	15-35	.429	12-15	.800	31-71	.437	12-26	.462	16-20	.800	-3	12/10
2/5	at Syracuse					L	69-92	27-67	.403	10-35	.286	5-6	.833	32-58	.552	12-23	.522	16-19	.842	-2	14/13
2/9	at Notre Dame					L	57-63	25-65	.385	5-30	.167	2-3	.667	25-55	.455	5-20	.250	8-13	.615	-1	9/9
2/16	Miami					L	63-70	27-63	.429	2-13	.154	7-12	.583	28-61	.459	7-25	.280	7-9	.778	-2	10/10
2/19	Clemson					W	70-61	26-57	.456	8-29	.276	10-14	.714	25-58	.431	9-23	.391	2-4	.500	+3	8/12
2/21	at North Carolina					L	63-70	27-60	.450	7-28	.250	2-5	.400	26-53	.491	7-25	.280	11-13	.846	-2	13/13
2/26	at Wake Forest					L	77-99	31-61	.508	3-18	.167	12-21	.571	32-55	.582	13-27	.481	22-27	.815	+3	14/10
3/1	at Virginia Tech					L	43-75	17-47	.362	6-19	.316	3-7	.429	28-60	.467	12-28	.429	7-12	.583	-8	18/8
3/5	Virginia					L	61-71	22-55	.400	8-23	.348	9-12	.750	25-49	.510	7-12	.583	14-18	.778	-2	12/10
3/8	vs. Georgia Tech[3]					W	84-74	30-62	.484	11-28	.393	13-18	.722	27-57	.474	8-18	.444	12-15	.800	+10	9/10
3/9	vs. Virginia[3]					L	50-51	20-56	.357	5-22	.227	5-9	.556	21-50	.420	0-6	.000	9-13	.692	+2	12/10

[1]Baha Mar Hoops - Cable Beach Championship, Nassau, Bahamas; [2]ACC/Big Ten Challenge; [3]ACC Tournament, Brooklyn, N.Y.

KENNY PAYNE

Head Coach
First Season at Louisville
Louisville '03

■ UofL alum Kenny Payne was named the Cardinals' head coach on March 18, 2022. Payne most recently served as an assistant coach with the NBA's New York Knicks after 15 years as a college assistant/associate head coach with the University of Oregon and the University of Kentucky.

■ While at Oregon and Kentucky, teams in which he coached reached four Final Fours, participated in 10 NCAA Tournaments (two at Oregon) and won six conference tournaments (one at Oregon), compiling a 395-165 record (.705). The 2006-07 Oregon team advanced to the NCAA Elite Eight for only the fifth time in school history. Kentucky reached the Final Four in 2011, 2012, 2014 and 2015 with Payne, winning the 2012 NCAA title.

■ Coming into the 2022-23 season, Payne was the only Division I men's basketball coach in the country who was an NBA Draft pick and also won national championships as a player and a coach (including as an assistant).

■ As a student-athlete at UofL, Payne scored 1,083 points in his four years (1985-89), connecting on 40.1% of his three-point field goals (85-of-212, fourth-highest in UofL history). He was a member of Louisville' 1986 NCAA Championship team as a freshman and during his collegiate career, UofL participated in three NCAA Sweet 16s and won three Metro Conference championships and three Metro tournament titles while posting a 98-41 record.

■ He was selected in the first round of the 1989 NBA Draft with the 19th overall pick by the Philadelphia 76ers, where he played four seasons (1989-93). He continued to play professional basketball abroad and in the Continental Basketball Association until 2000.

LOUISVILLE COACHING RECORDS

Career Records		Years	W	L	Pct.
1. William Gardiner	(1)	1911-1912	0	3	.000
2. Coached by Players	(3)	1912-1915	8	14	.363
3. Ed Bowman	*(2)	1915-1918	11	7	.611
4. Earl Ford	(1)	1918-1919	7	4	.636
5. Tuley Brucker	(1)	1919-1920	6	5	.545
6. Jimmie Powers	(1)	1920-1921	3	8	.272
7. Dr. John T. O'Rourke	(1)	1921-1922	1	13	.071
8. No Formal Team		1922-1923			
9. Fred Enke, Sr.	(2)	1923-1925	44	31	.586
10. Tom King	(5)	1925-1930	20	18	.526
11. Eddie Weber	(2)	1930-1932	147	98	.600
12. C.V. (Red) Money	(4)	1932-1936	46	40	.534
13. Lawrence E. (Laurie) Apitz	(4)	1936-1940	10	52	.161
14. John C. Heldman, Jr.	(2)	1940-1942	9	24	.272
15. No Formal Team		1942-1943			
16. C. Spec. Harold Church & C. Spec. Walter Casey	(1)	1943-1944	10	10	.500
17. Bernard (Peck) Hickman	(23)	1944-1967	443	183	.708
18. John Dromo	(4)	1967-1971	68	23	.747
19. Howard Stacey	(1)	1970-1971	12	8	.600
20. Denny Crum	(30)	1971-2001	675	295	.696
21. Rick Pitino**	(16)	2001-2017	293	140	.677
22. David Padgett	(1)	2018	22	14	.611
23. Chris Mack	(4)	2019-2022	63	36	.636
24. Mike Pegues	(interim)	2022	7	11	.389

ACC Games Only		Years	W	L	Pct.
1. Chris Mack	(4)	2019-22	38	23	.623
2. Rick Pitino**	(3)	2015-17	24	18	.571
3. David Padgett	(1)	2018	9	9	.500
4. Mike Pegues	(interim)	2022	1	9	.100

ACC Tournament		Years	W	L	Pct.
1. David Padgett	(1)	2018	1	1	.500
Mike Pegues	(1)	2022	1	1	.500
3. Chris Mack	(2)	2019,21	1	2	.333
4. Rick Pitino	(2)	2015,17	0	2	.000

NCAA Tournament	No.	W	L	Pct.
1. Denny Crum	(23)	42	23	.646
2. Rick Pitino**	(9)	13	9	.590
3. John Dromo	(1)	1	1	.500
4. Bernard (Peck) Hickman	(5)	5	7	.417
5. Chris Mack	(1)	0	1	.000

NIT	No.	W	L	Pct.
1. Rick Pitino	(2)	4	2	.667
David Padgett	(1)	2	1	.667
3. Bernard (Peck) Hickman	(6)	5	5	.500
4. Denny Crum	(3)	3	4	429
5. John Dromo	(3)	1	3	.250

* There was no formal team in 1916-17.
** *Records from 2011-15 do not include 123 wins (12 ACC wins), three losses and four NCAA Tournament appearances that were vacated by the NCAA Committee on Infractions.

Year	Head Coach	Overall	Conf.	Finish	Conf. Trn.	Non Conf.	Po-Season	Final AP	Final Coach	All-ACC	All-Am.	NBA Draft	PPG Offense	FG%	FT%	PPG Defense	Opp. FG%	Reb. Mar.
1954	"Peck" Hickman	22-7	-	-	-	22-7	NIT 0-1	-	-	-	-	-	80.7	.369	.704	70.2	.308	5.4
1955	"Peck" Hickman	18-9	-	-	-	18-9	NIT 1-1	-	-	-	-	1	84.2	.402	.627	70.2	.341	11.7
1956	"Peck" Hickman	26-3	-	-	-	26-3	NIT 3-0	6	-	-	1	2	86.0	.391	.684	72.9	.354	16.7
1957	"Peck" Hickman	21-5	-	-	-	21-5		6	-	-	1	3	82.7	.399	.734	68.1	.359	14.7
1958	"Peck" Hickman	13-12	-	-	-	13-12		-	-	-	-	1	70.9	.356	.697	68.0	.362	2.9
1959	"Peck" Hickman	19-12	-	-	-	19-12	NCAA 3-2	-	-	-	1	1	71.9	.376	.662	66.8	.359	4.1
1960	"Peck" Hickman	15-11	-	-	-	15-11	-	-	-	-	-	-	72.2	.389	.660	68.1	.362	2.0
1961	"Peck" Hickman	21-8	-	-	-	21-8	NCAA 2-1	-	-	-	1	2	77.0	.459	.737	66.2	.350	9.2
1962	"Peck" Hickman	15-10	-	-	-	15-10	-	-	-	-	-	1	76.8	.453	.598	69.0	.415	8.6
1963	"Peck" Hickman	14-11	-	-	-	14-11		-	-	-	-	-	72.4	.434	.644	69.9	.393	8.0
1964	"Peck" Hickman	15-10	-	-	-	15-10	NCAA 0-1	-	-	-	-	-	75.6	.421	.701	71.6	.423	2.4
Member of Missouri Valley Conference																		
1965	"Peck" Hickman	15-10	8-6	(4)	-	8-4	-	-	-	1	-	-	73.4	.415	.651	73.4	.425	-2.8
1966	"Peck" Hickman	16-10	8-6	(4)	-	8-4	NIT 0-1	-	-	1	1	-	76.1	.453	.690	71.4	.411	3.9
1967	"Peck" Hickman	23-5	12-2	(1)	-	11-3	NCAA 0-2	2	-	2	1	-	81.6	.499	.711	66.7	.418	10.6
1968	John Dromo	21-7	14-2	(1)	-	7-5	NCAA 1-1	9	8-	2	1	2	78.7	.499	.675	70.7	.418	5.0
1969	John Dromo	21-6	13-3	(T-1)	-	8-3	NIT 1-1	15	13	2	1	-3	78.1	.455	.685	74.2	.431	2.6
1970	John Dromo	18-9	11-5	(4)	-	7-4	NIT 0-1	-	-	1	-	1	77.9	.452	.665	72.2	.403	5.9
1971	J. Dromo/H.Stacey	20-9	9-5	(T-1)	-	11-4	NCAA 2-2	-	-	2	-	-	85.1	.473	.683	76.1	.451	3.2
1972	Denny Crum	26-5	12-2	(T-1)	-	14-3	NCAA 2-2	4	4	2	1	3	84.3	.475	.697	72.4	.422	-2.1
1973	Denny Crum	23-7	11-3	(2)	-	12-4	NIT 1-1	-	-	2	-	-	78.8	.482	.678	69.7	.424	6.1
1974	Denny Crum	21-7	11-1	(1)	-	10-6	NCAA 0-2	-	15	2	-	1	84.3	.502	.741	77.9	.435	1.5
1975	Denny Crum	28-3	12-2	(1)	-	16-1	NCAA 4-1	4	3	2	2	2	81.2	.491	.752	70.5	.426	2.2
Member of Metro Conference																		
1976	Denny Crum	20-8	2-2		0-1	18-6	NIT 0-1	-	-	-	1	-	79.9	.516	.748	74.1	.467	3.7
1977	Denny Crum	21-7	6-1	(1)	0-1	15-6	NCAA 0-1	19	13	2	1	2	85.0	.501	.672	75.2	.437	7.8
1978	Denny Crum	23-7	12-3	(2)	3-0	11-4	NCAA 1-1	9	-	2	1	2	83.1	.498	.709	73.8	.459	4.9
1979	Denny Crum	24-8	9-1	(1)	0-1	15-7	NCAA 1-1	13	19	3	1	1	80.9	.504	.688	70.2	.445	5.3
1980	Denny Crum	33-3	12-0	(1)	2-0	21-3	NCAA 5-0	2	4	3	1	1	76.9	.521	.686	66.7	.462	4.1
1981	Denny Crum	21-9	11-1	(1)	2-0	10-8	NCAA 0-1	12	13	3	-	1	75.0	.493	.653	65.7	.441	5.2
1982	Denny Crum	23-10	8-4	(2)	2-1	15-6	NCAA 3-1	20	20	1	-	3	73.8	.500	.680	64.5	.450	2.3
1983	Denny Crum	32-4	12-0	(1)	2-0	20-4	NCAA 3-1	2	2	3	-	2	73.7	.512	.686	63.6	.439	3.9
1984	Denny Crum	24-11	11-3	(T1)	1-1	13-8	NCAA 2-1	-	-	3	1	2	73.6	.516	.691	67.4	.462	3.1
1985	Denny Crum	19-18	6-8	(5)	1-1	13-10	NIT 3-2	-	-	1	-	-	69.9	.495	.720	69.8	.461	3.2
1986	Denny Crum	32-7	10-2	(1)	2-0	22-5	NCAA 6-0	7	7	3	-	3	79.4	.531	.733	69.1	.457	5.9
1987	Denny Crum	18-14	9-3	(1)	1-1	7-11	-	-	-	2	-	-	73.1	.480	.694	71.9	.441	4.3
1988	Denny Crum	24-11	9-3	(1)	2-0	15-8	NCAA 2-1	-	-	2	-	1	82.7	.519	.719	76.2	.456	3.6
1989	Denny Crum	24-9	8-4	(T3)	2-0	16-5	NCAA 2-1	12	13	2	1	2	82.2	.512	.689	74.0	.436	0.7
1990	Denny Crum	27-8	12-2	(1)	3-0	15-6	NCAA 1-1	16	16	2	-	1	83.8	.528	.728	72.9	.433	2.1
1991	Denny Crum	14-16	4-10	(8)	2-1	10-6	-	-	-	1	-	1	77.1	.491	.699	76.7	.444	-2.3
1992	Denny Crum	19-11	7-5	(T2)	0-1	12-6	NCAA 1-1	-	-	2	-	1	77.5	.475	.683	72.9	.450	0.9
1993	Denny Crum	22-9	11-1	(1)	2-0	11-8	NCAA 2-1	15	14	3	-	-	81.1	.498	.669	74.0	.498	3.3
1994	Denny Crum	28-6	10-2	(1)	2-0	18-4	NCAA 2-1	10	10	3	1	3	80.2	.488	.635	68.8	.407	1.7
1995	Denny Crum	19-14	7-5	(T2)	3-0	12-9	NCAA 0-1	-	-	2	-	-	76.4	.470	.670	76.6	.459	-2.0
Member of Conference USA																		
1996	Denny Crum	22-12	10-4	(T3)	1-1	12-8	NCAA 2-1	24	23	2	-	1	76.5	.485	.678	71.2	.426	-2.5
1997	Denny Crum	26-9	9-5	(T5)	1-1	17-4	NCAA 3-1	25	25	4	1	1	75.2	.448	.686	70.9	.440	-0.4
1998	Denny Crum	12-20	9-5	(5)	1-1	3-15	-	-	-	-	-	-	70.8	.443	.651	72.0	.446	-2.4
1999	Denny Crum	19-12	10-6	(2/A)	2-1	9-6	NCAA 0-1	-	-	3	-	-	76.9	.471	.678	69.8	.437	-1.9
2000	Denny Crum	19-12	10-6	(2/A)	0-1	9-6	NCAA 0-1	-	-	2	-	-	73.2	.466	.704	66.2	.466	-1.7
2001	Denny Crum	12-19	8-8	(T4/A)	0-1	4-11	-	-	-	1	-	-	69.5	.413	.664	75.4	.468	-2.9
2002	Rick Pitino	19-13	8-8	(5/A)	1-1	11-5	NIT 1-1	-	-	1	-	-	76.0	.422	.632	71.6	.430	-0.6
2003	Rick Pitino	25-7	11-5	(2/A)	3-0	14-2	NCAA 1-1	14	19	2	1	1	81.6	.463	.696	68.7	.407	2.1
2004	Rick Pitino	20-10	9-7	(T6)	1-1	11-3	NCAA 0-1	-	-	2	-	-	73.2	.432	.749	61.5	.382	0.2
2005	Rick Pitino	33-5	14-2	(1)	19-3	10-2	NCAA 4-1	4	3	2	1	1	80.7	.467	.723	64.1	.398	5.8
Member of Big East Conference																		
2006	Rick Pitino	21-13	6-10	(11)	0-1	15-3	NIT 3-1	-	-	1	-	-	69.9	.427	.706	64.6	.408	0.9
2007	Rick Pitino	24-10	12-4	(T2)	1-1	10-6	NCAA 1-1	16	20	3	-	-	71.6	.434	.678	63.1	.402	2.0
2008	Rick Pitino	27-9	14-4	(2)	0-1	13-5	NCAA 3-1	13	6	2	-	-	72.5	.463	.647	61.5	.387	2.9
2009	Rick Pitino	31-6	16-2	(1)	3-0	15-4	NCAA 3-1	1	5	3	1	2	75.5	.457	.642	62.6	.395	2.6
2010	Rick Pitino	20-13	11-7	(5)	0-1	9-6	NCAA 0-1	-	9	1	-	-	75.9	.447	.701	69.8	.429	1.8
2011	Rick Pitino	25-10	13-6	(2)	2-1	12-4	NCAA 0-1	14	22	1	-	-	74.9	.453	.663	64.5	.394	0.1
2012*	Rick Pitino	0-9	0-8	(7)	0-0	0-1	NCAA 4-1*	17	4	1	-	-	68.2	.422	.688	61.0	.384	1.7
2013*	Rick Pitino	0-5	0-4	(T1)	0-0	0-1	NCAA 6-0*	2	1	3	1	2	74.4	.456	.709	58.8	.395	3.6
Member of American Athletic Conference																		
2014*	Rick Pitino	0-5	0-3	(T1)	0-0	0-2	NCAA 2-1*	5	9	3	1	1	81.0	.471	.661	61.1	.392	2.6
Member of Atlantic Coast Conference																		
2015*	Rick Pitino	0-8	0-6	(4)	0-1	0-2	NCAA 3-1*	17	10	2	-	2	69.8	.429	.668	59.8	.396	3.0
2016	Rick Pitino	23-8	12-6	(4)	-	11-2	-	16	-	1	-	1	75.0	.469	.690	61.1	.390	6.5
2017	Rick Pitino	25-9	12-6	(T2)	0-1	13-2	NCAA 1-1	10	14	1	-	1	77.3	.456	.686	66.0	.401	6.0
2018	David Padgett	22-14	9-9	(t8)	1-1	12-4	NIT 2-1	-	-	-	-	1	75.6	.453	.736	70.4	.413	-0.4
2019	Chris Mack	20-14	10-8	(t6)	1-1	9-5	NCAA 0-1	-	-	1	-	-	74.6	.434	.777	68.4	.434	3.6
2020	Chris Mack	24-7	15-5	(t2)	0-0	9-2	n/a^	14	13	1	1	1	74.1	.453	.731	63.7	.389	6.3
2021	Chris Mack	13-7	8-5	(7)	0-1	5-2	-	-	-	1	0	1	68.0	.431	.717	66.5	.422	1.5
2022	Mack/Mike Pegues	13-19	6-14	(t11)	1-1	7-5	-	-	-	0	0	0	67.3	.422	.674	70.1	.437	1.2

*123 wins, four NCAA Tournament appearances and three NCAA Tournament losses from 2011-15 were vacated by the NCAA Committee on Infractions; ^postseason canceled due to COVID-19 pandemic

2022-23 SCHEDULE

Date	Opponent	TV	Time
11/7	Lafayette	ACCNX	7:30 PM
11/11	UNC Greensboro	ACCNX	7 PM
11/15	Florida A&M	ACCNX	7 PM
11/19	vs Providence[1]	ESPNNews	4 PM
11/20	vs Saint Louis/Maryland[1]	ESPN/2/U	TBA
11/23	St. Francis Brooklyn	ACCN	6:30 PM
11/27	at UCF	ESPNU	5 PM
11/30	Rutgers[2]	ESPNU	7:15 PM
12/4	at Louisville	ACCN	1 PM
12/7	Cornell	RSN	7 PM
12/10	NC State	RSN	2 PM
12/17	St. Francis, Pa.	RSN	Noon
12/20	Virginia	ACCN	8:30 PM
12/28	Vermont	ACCN	8 PM
12/30	at Notre Dame	TBA	TBA
1/4	at Georgia Tech	RSN	7 PM
1/11	Boston College	ESPN/2/U	7 PM
1/14	at NC State	RSN	Noon
1/16	Syracuse	ACCN	7 PM
1/21	at Duke	ESPN	Noon
1/24	at Florida State	ESPN/2/U	7 PM
1/28	at Pitt	ESPNU	4 PM
1/31	Virginia Tech	ESPNU	7 PM
2/4	at Clemson	ACCN	3 PM
2/6	Duke	ESPN	7 PM
2/11	Louisville	ACCN	7 PM
2/13	at North Carolina	ESPN	7 PM
2/18	Wake Forest	RSN	2 PM
2/21	at Virginia Tech	ESPN/2/U/ACCN	7 PM
2/25	Florida State	ESPN/2	2/4 PM
3/4	Pitt	ACCN	6 PM

[1]Naismith Tip-Off Tournament, Uncasville, Conn.
[2]Big Ten/ACC Challenge

Schedule as of Oct. 31, 2022

QUICK FACTS

Location: Coral Gables, Florida
Founded: 1925
Enrollment: 19,397
Colors: Orange, Green & White
President: Dr. Julio Frenk
Athletics Director: Dan Radakovich
Arena: Watsco Center (7,972)

MEDIA SERVICES
Men's Basketball Contact: Alex Schwartz
Office Phone: 305-284-3249
E-mail: alexschwartz@miami.edu
Website: HurricaneSports.com
Twitter: @CanesHoops

2022-23 ROSTER

No.	Player	Pos.	Ht.	Wt.	Cl.	Hometown/Previous Schools
0	AJ Casey	F	6-9	213	Fr.	Chicago, Ill./Whitney Young
1	Anthony Walker	F	6-9	215	Jr.	Baltimore, Md./Brewster Academy (N.H.)
2	Isaiah Wong	G	6-4	184	Jr.	Piscataway, N.J./Monsignor Bonner (Pa.)
3	Christian Watson	G	6-7	209	Fr.	Lanham, Md./St. John's College HS (D.C.)
4	Bensley Joseph	G	6-2	207	So.	Arlington, Mass./Putnam Science Academy (Conn.)
5	Harlond Beverly	G	6-6	200	Jr.	Detroit, Mich./Montverde Academy (Fla.)
10	Filippos Gkogkos	G	6-4	200	Jr.	Athens, Greece/International School of Bucharest (Romania)
11	Jordan Miller	G	6-7	195	Sr.	Middleburg, Va./Loudoun Valley
12	Favour Aire	C	6-11	215	Fr.	Ekpoma, Nigeria/Bishop McNamara (Md.)
13	Jakai Robinson	G	6-5	208	R-Fr.	Ossining, N.Y./Rock Creek Christian Academy (Md.)
15	Norchad Omier	F	6-7	248	So.	Bluefields, Nicaragua/Miami Prep (Fla.)
23	Danilo Jovanovich	F	6-8	219	Fr.	Milwaukee, Wis./Whitnall
24	Nijel Pack	G	6-0	184	So.	Indianapolis, Ind./Lawrence Central
32	Thomas Oosterbroek	F	6-8	215	So.	Amsterdam, Netherlands/Brentwood School (Calif.)
55	Wooga Poplar	G	6-5	192	So.	Philadelphia, Pa./ Math, Civics and Sciences Charter School

Head Coach: Jim Larrañaga (Providence '71)
Associate Head Coach: Bill Courtney (Bucknell '92)
Assistant Coach: DJ Irving (Boston University '14)
Assistant Coach: Kotie Kimble (Coastal Carolina '07)

2021-22 FINAL STATISTICS (26-11, 14-6/4TH ACC)

#	PLAYER	GP-GS	MIN	AVG	TOTAL FG-FGA	FG%	3-POINT 3FG-FGA	3FG%	F-THROW FT-FTA	FT%	REBOUNDS OFF	DEF	TOT	AVG	PF	DQ	A	TO	BLK	STL	PTS	AVG
23	MCGUSTY, Kameron	37-37	1260:21	34.1	235-494	.476	61-172	.355	127-156	.814	24	157	181	4.9	77	0	89	69	10	67	658	17.8
	ACC-Only	20-20	688:32	34.4	118-262	.450	34-96	.354	65-78	.833	11	77	88	4.4	46	0	61	40	4	41	335	16.8
2	WONG, Isaiah	37-36	1251:36	33.8	207-458	.452	48-159	.302	104-139	.748	23	135	158	4.3	66	2	75	52	11	35	566	15.3
	ACC-Only	20-19	678:44	33.9	109-246	.443	30-91	.330	58-77	.753	10	77	87	4.4	36	0	41	26	6	19	306	15.3
3	MOORE, Charlie	37-37	1202:26	32.5	172-385	.447	59-162	.364	56-76	.737	12	86	98	2.6	100	3	172	77	5	75	459	12.4
	ACC-Only	20-20	654:19	32.7	100-212	.472	35-88	.398	29-40	.725	7	40	47	2.4	56	2	98	42	4	44	264	13.2
11	MILLER, Jordan	36-31	1110:27	30.8	147-262	.561	19-65	.292	48-68	.706	75	139	214	5.9	73	2	40	31	20	63	361	10.0
	ACC-Only	19-17	618:06	32.5	95-157	.605	16-44	.364	25-31	.806	41	70	111	5.8	31	0	25	13	10	37	231	12.2
21	WAARDENBURG, Sam	35-34	1057:04	30.2	105-199	.528	41-98	.418	45-64	.703	34	115	149	4.3	79	1	75	36	47	28	296	8.5
	ACC-Only	18-17	557:60	31.0	62-115	.539	26-57	.456	28-37	.757	13	64	77	4.3	40	0	37	19	24	18	178	9.9
1	WALKER, Anthony	37-2	517:18	14.0	72-156	.462	8-34	.235	30-50	.600	27	64	91	2.5	60	2	22	28	17	29	182	4.9
	ACC-Only	20-2	286:32	14.3	41-73	.562	3-11	.273	14-23	.609	18	37	55	2.8	34	1	13	17	7	19	99	5.0
55	POPLAR, Wooga	34-0	290:50	8.6	28-68	.412	6-28	.214	17-26	.654	9	38	47	1.4	22	0	11	16	0	9	79	2.3
	ACC-Only	18-0	119:57	6.7	10-23	.435	3-9	.333	4-10	.400	3	19	22	1.2	10	0	4	8	0	3	27	1.5
4	JOSEPH, Bensley	36-0	481:44	13.4	26-75	.347	15-38	.395	15-18	.833	10	48	58	1.6	42	0	28	25	3	16	82	2.3
	ACC-Only	20-0	291:48	14.6	20-52	.385	11-28	.393	7-9	.778	7	29	36	1.8	24	0	16	14	2	11	58	2.9
14	MILLER JR., Rodney	18-4	78:29	4.4	10-16	.625	0-0	.000	7-9	.778	2	8	10	0.6	13	0	2	3	1	2	27	1.5
	ACC-Only	7-1	12:28	1.8	1-1	1.000	0-0	.000	2-2	1.000	1	0	1	0.1	3	0	0	2	0	0	4	0.6
22	GAK, Deng	26-4	127:30	4.9	8-15	.533	0-0	.000	7-8	.875	7	12	19	0.7	12	0	5	1	4	2	23	0.9
	ACC-Only	15-4	89:25	6.0	5-9	.556	0-0	.000	3-3	1.000	3	7	10	0.7	7	0	4	1	2	1	13	0.9
5	BEVERLY, Harlond	4-0	37:15	9.3	1-7	.143	0-2	.000	0-0	.000	1	6	7	1.8	5	0	5	2	0	2	2	0.5
	ACC-Only	0-0	0:00	0.0	0-0	.000	0-0	.000	0-0	.000	0	0	0	0.0	0	0	0	0	0	0	0	0.0
32	OOSTERBROEK, Thomas	4-0	03:50	1.0	0-0	.000	0-0	.000	1-2	.500	0	0	0	0.0	1	0	0	0	0	0	1	0.3
	ACC-Only	1-0	00:45	0.8	0-0	.000	0-0	.000	1-2	.500	0	0	0	0.0	1	0	0	0	0	0	1	1.0
10	GKOGKOS, Filippos	6-0	06:09	1.0	0-1	.000	0-1	.000	0-0	.000	0	1	1	0.2	0	0	0	0	0	0	0	0.0
	ACC-Only	2-0	01:24	0.7	0-0	.000	0-0	.000	0-0	.000	0	1	1	0.5	0	0	0	0	0	0	0	0.0
	Total	**37**	**7425**		**1011-2136**	**.473**	**257-759**	**.339**	**457-616**	**.742**	**269**	**863**	**1132**	**30.6**	**550**	**10**	**524**	**352**	**118**	**328**	**2736**	**73.9**
	ACC-Only	**20**	**4000**		**561-1150**	**.488**	**158-424**	**.373**	**236-312**	**.756**	**140**	**446**	**586**	**29.3**	**288**	**3**	**299**	**187**	**59**	**193**	**1516**	**75.8**
	Opponents	**37**	**7425**		**979-2135**	**.459**	**285-826**	**.345**	**360-530**	**.679**	**375**	**932**	**1307**	**35.3**	**570**	**12**	**563**	**515**	**126**	**190**	**2603**	**70.4**
	ACC-Only	**20**	**4000**		**536-1140**	**.470**	**151-437**	**.346**	**195-272**	**.717**	**206**	**489**	**695**	**34.8**	**302**	**5**	**323**	**285**	**67**	**115**	**1418**	**70.9**

Date	Opponent	UM AP	UM USA	Opp AP	Opp USA	W/L	Score	MIAMI FG	FG%	3-Pt FG	3-Pt FG%	FT	FT%	OPPONENTS FG	FG%	3-Pt FG	3-Pt FG%	FT	FT%	Reb Mar	TO UM/Opp
11/9	Canisius					W	77-67	29-60	.483	5-17	.294	14-22	.636	24-58	.414	5-21	.238	14-24	.583	+11	13/13
11/13	UCF					L	89-95	26-57	.456	6-26	.231	31-39	.795	30-60	.500	11-27	.407	24-27	.889	-20	9/16
11/16	at Florida Atlantic					W	68-66	18-50	.360	2-10	.200	30-38	.789	25-51	.490	6-18	.333	10-24	.417	0	11/14
11/21	Florida A&M					W	86-59	31-62	.500	10-27	.370	14-21	.667	24-68	.353	4-14	.286	7-13	.538	+16	13/10
11/25	vs. Dayton[1]					L	60-76	23-60	.383	4-20	.200	10-12	.833	27-46	.587	11-19	.579	11-16	.688	-5	9/16
11/26	vs. North Texas[1]					W	69-63	26-48	.542	4-12	.333	13-16	.813	23-53	.434	13-28	.464	4-8	.500	-2	9/12
11/28	vs. Alabama[1]			10	9	L	64-96	23-50	.460	4-17	.235	14-20	.700	37-69	.536	16-30	.533	6-11	.545	-19	13/13
12/1	at Penn State[2]					W	63-58	25-58	.431	9-25	.360	4-5	.800	23-53	.434	6-24	.250	6-9	.667	-11	8/14
12/4	Clemson					W	80-75	27-55	.491	11-25	.440	15-17	.882	27-56	.482	9-21	.429	12-14	.857	-18	8/18
12/8	Lipscomb					W	76-59	33-64	.516	6-20	.300	4-5	.800	23-63	.371	7-28	.250	6-9	.667	+1	10/15
12/12	vs. Fordham[3]					W	72-66	26-59	.441	5-16	.313	15-19	.789	23-60	.383	8-38	.211	12-14	.857	+9	11/11
12/20	Stetson					W	82-72	28-62	.452	14-29	.483	12-20	.600	27-55	.491	13-26	.500	5-6	.833	+5	6/12
12/29	NC State					W	91-83	31-56	.554	10-19	.526	19-26	.731	30-72	.417	8-27	.296	15-19	.789	-9	9/7
1/1	Wake Forest					W	92-84	32-52	.615	9-18	.500	19-27	.704	35-64	.547	10-30	.333	4-8	.500	-6	9/13
1/5	Syracuse					W	88-87	29-65	.446	11-30	.367	19-24	.792	29-59	.492	17-32	.531	12-18	.667	-3	10/19
1/8	at Duke			2	2	W	76-74	32-70	.457	4-16	.250	8-11	.727	27-59	.458	6-21	.286	14-17	.824	-14	5/17
1/11	at Florida State					L	64-65	24-52	.462	9-21	.429	7-10	.700	23-54	.426	6-20	.300	13-16	.813	-12	11/15
1/18	North Carolina					W	85-57	29-63	.460	13-28	.464	14-22	.636	22-65	.338	6-30	.200	7-11	.636	-6	4/14
1/22	Florida State					L	60-61	20-54	.370	7-25	.280	13-17	.765	25-52	.481	3-12	.250	8-12	.667	-12	10/17
1/26	at Virginia Tech					W	78-75	29-53	.547	11-18	.611	9-10	.900	25-50	.500	13-26	.500	12-15	.800	-6	10/14
1/29	at Georgia Tech					W	73-62	22-53	.415	8-25	.320	21-25	.840	26-59	.441	7-21	.333	3-10	.300	+7	16/14
2/2	Notre Dame					L	64-68	26-60	.433	8-25	.320	4-6	.667	29-63	.460	6-26	.231	4-6	.667	-5	6/6
2/5	at Virginia					L	58-71	27-50	.540	4-17	.235	0-0	.000	30-50	.600	8-15	.533	3-3	1.000	-5	13/13
2/9	Georgia Tech					W	79-70	27-56	.482	5-22	.227	20-26	.769	26-55	.473	7-24	.292	11-14	.786	-1	12/18
2/12	at Wake Forest			rv	25	W	76-72	30-58	.517	7-18	.389	9-14	.643	28-51	.549	9-21	.429	7-12	.583	-4	7/17
2/16	at Louisville					W	70-63	28-61	.459	7-25	.280	7-9	.778	27-63	.429	2-13	.154	7-12	.583	+2	10/10
2/19	Virginia					L	71-74	28-67	.418	6-17	.353	9-9	1.000	25-51	.490	5-16	.313	19-25	.760	-3	6/11
2/22	at Pitt					W	85-64	32-58	.552	9-20	.450	12-16	.750	25-52	.481	5-17	.294	9-17	.529	-3	12/20
2/26	Virginia Tech					L	70-71	28-56	.500	6-16	.375	8-13	.615	29-50	.580	7-23	.304	6-6	1.000	-10	9/19
3/2	at Boston College					W	81-70	31-55	.564	10-21	.476	9-12	.750	28-56	.500	6-17	.353	8-14	.571	0	10/12
3/5	at Syracuse					W	75-72	29-56	.518	3-18	.167	14-18	.778	20-60	.333	11-25	.440	21-23	.913	-2	10/11
3/10	vs. Boston College[4]					W OT	71-69	30-56	.536	6-19	.316	5-8	.625	29-57	.509	6-15	.400	5-11	.455	0	13/14
3/11	vs. Duke[4]			7	7	L	76-80	29-58	.500	5-19	.263	17-22	.773	31-66	.470	8-21	.381	6-12	.500	+9	10/6
3/18	vs. Southern California[5]			22	22	W	68-66	24-56	.429	1-14	.071	19-25	.760	24-50	.480	9-20	.450	9-15	.600	-12	3/18
3/20	vs. Auburn[5]			8	7	W	79-61	32-66	.485	3-15	.200	12-15	.800	21-69	.304	5-26	.192	14-19	.737	-8	4/13
3/25	vs. Iowa State[6]					W	70-56	26-56	.464	9-26	.346	9-14	.643	25-68	.368	4-22	.182	2-4	.500	-8	14/18
3/27	vs. Kansas[6]			3	3	L	50-76	19-55	.345	3-21	.143	9-13	.692	29-58	.500	5-14	.357	13-26	.500	-13	14/11

[1]ESPN Invitational, Kissimmee, Fla.; [2]Big Ten/ACC Challenge; [3]Basketball Hall of Fame Invitational, Brooklyn, N.Y.; [4]ACC Tournament, Brooklyn, N.Y.; [5]NCAA Tournament, Greenville, S.C.; [6]NCAA Tournament, Chicago

JIM LARRAÑAGA

Head Coach
12th Season at Miami
Providence '71

■ Now in his 12th season at Miami, Jim Larrañaga has led the Hurricanes to five NCAA Tournament appearances, including three trips to the Sweet 16 and a 2022 run to the Elite Eight. Miami also won the 2013 ACC regular-season and ACC Tournament titles.

■ Prior to Larrañaga's arrival, Miami had appeared in just six NCAA Tournaments.

■ Larrañaga has been named the AP, Naismith, USBWA and Henry Iba National Coach of the Year and twice was both the ACC and USBWA District Coach of the Year. He also was the 2013 NABC District Coach of the Year.

■ Larrañaga has posted three 25-win seasons at Miami – the only Miami coach to do so – and the Canes have won nine or more ACC games in six of his eight seasons. Prior to his arrival, Miami had never won more than eight ACC games in a season.

■ Larrañaga came to Miami after serving as the head coach at George Mason for 14 seasons. He guided that program to five NCAA Tournament appearances (2011, 2008, 2006, 2001, 1999) including an unprecedented run to the 2006 Final Four.

JIM LARRAÑAGA YEAR BY YEAR

Year	School	Conf.	Overall	Conf. W-L	Conf. Finish	Post-Season
1977-78	American Int.	Ind	14-13	-	-	-
1978-79	American Int.	Ind	13-13	-	-	-
1986-87	Bowling Green	MAC	15-14	10-6	3rd	-
1987-88	Bowling Green	MAC	12-16	7-9	t5th	-
1988-89	Bowling Green	MAC	13-15	6-10	t6th	-
1989-90	Bowling Green	MAC	18-11	9-7	t3rd	NIT 0-1
1990-91	Bowling Green	MAC	17-13	9-7	t4th	NIT 0-1
1991-92	Bowling Green	MAC	14-15	8-8	5th	-
1992-93	Bowling Green	MAC	11-16	8-10	t6th	-
1993-94	Bowling Green	MAC	18-10	12-6	t2nd	-
1994-95	Bowling Green	MAC	16-11	10-8	t5th	-
1995-96	Bowling Green	MAC	14-13	9-9	t6th	-
1996-97	Bowling Green	MAC	22-10	13-5	t1st	NIT 0-1
1997-98	George Mason	CAA	9-18	6-10	6th	-
1998-99	George Mason	CAA	19-11	13-3	1st	NCAA 0-1
1999-00	George Mason	CAA	19-11	12-4	t1st	-
2000-01	George Mason	CAA	18-12	11-5	3rd	NCAA 0-1
2001-02	George Mason	CAA	19-10	13-5	2nd	NIT 0-1
2002-03	George Mason	CAA	16-12	11-7	4th	-
2003-04	George Mason	CAA	23-10	12-6	3rd	NIT 2-1
2004-05	George Mason	CAA	16-13	10-8	6th	-
2005-06	George Mason	CAA	27-8	15-3	t1st	NCAA 4-1
2006-07	George Mason	CAA	18-15	9-9	5th	-
2007-08	George Mason	CAA	23-11	12-6	2nd	NCAA 0-1
2008-09	George Mason	CAA	22-11	13-5	2nd	NIT 0-1
2009-10	George Mason	CAA	17-15	12-6	4th	CIT 0-1
2010-11	George Mason	CAA	27-7	16-2	1st	NCAA 1-1
2011-12	Miami	ACC	20-13	9-7	t4th	NIT 1-1
2012-13	Miami	ACC	(ACC) 29-7	15-3	1st	NCAA 2-1
2013-14	Miami	ACC	17-16	7-11	10th	-
2014-15	Miami	ACC	25-13	10-8	t6th	NIT 4-1
2015-16	Miami	ACC	27-8	13-5	t2nd	NCAA 2-1
2016-17	Miami	ACC	21-12	10-8	t7th	NCAA 0-1
2017-18	Miami	ACC	22-10	11-7	t3rd	NCAA 0-1
2018-19	Miami	ACC	14-18	5-13	t11th	-
2019-20	Miami	ACC	15-16	7-13	t10th	-
2020-21	Miami	ACC	10-17	4-11	13th	-
2021-22	Miami	ACC	26-11	14-6	4th	NCAA 3-1

LARRAÑGAGA CAREER TOTALS

School	Years		Overall W-L	Overall Pct.	Conf. Games W-L	Conf. Games Pct.	ACC Tournament W-L	ACC Tournament Pct.	NCAA Tournament W-L	NCAA Tournament Pct.	NIT Games W-L	NIT Games Pct.
American International	(2)	1978-1979	27-26	.509	-	-	-	-	-	-	-	-
Bowling Green	(11)	1987-1997	170-144	.541	101-85	.543	-	-	-	-	0-3	.000
George Mason	(14)	1998-2011	273-164	.625	165-79	.676	-	-	5-4	.556	2-3	.400
Miami	(11)	2012-2022	226-141	.615	105-96	.522	12-10	.545	7-5	.583	5-2	.714
Totals	**(38)**	**1978-2022**	**696-475**	**.594**	**371-260**	**.587**	**12-10**	**.545**	**12-9**	**.571**	**7-8**	**.467**

MIAMI COACHING RECORDS

Career Records			Years	W	L	Pct.
1.	Art Webb	(3)	1927-28, 1931	18	12	.600
2.	Tom McCann	(2)	1929, 1932	30	7	.811
3.	Hart Morris	(10)	1939-42, 47-52	119	82	.592
4.	W.H. Steers	(1)	1946	8	5	.615
5.	Dave Wike	(2)	1953-1954	14	22	.389
6.	Bruce Hale	(13)	1955-1967	220	112	.663
7.	Ron Godfrey	(4)	1968-1971	47	57	.452
8.	Bill Foster	(5)	1986-1990	78	71	.523
9.	Leonard Hamilton	(10)	1991-2000	144	147	.495
10.	Perry Clark	(4)	2001-2004	65	54	.546
11.	Frank Haith	(6)	2005-2011	129	101	.561
12.	Jim Larrañaga	(11)	2012-2022	226	141	.615

ACC Games Only			Years	W	L	Pct.
1.	Jim Larrañaga	(11)	2012-2022	105	96	.522
2.	Frank Haith	(7)	2005-2011	43	69	.384

ACC Tournament			Years	W	L	Pct.
1.	Jim Larrañaga	(11)	2012-2022	12	10	.545
2.	Frank Haith	(7)	2005-2011	6	7	.462

NCAA Tournament		No.	W	L	Pct.
1.	Jim Larrañaga	(5)	7	5	.583
2.	Leonard Hamilton	(3)	3	3	.500
	Frank Haith	(1)	1	1	.500
4.	Bruce Hale	(1)	0	1	.000
	Perry Clark	(1)	0	1	.000

NIT		No.	W	L	Pct.
1.	Jim Larrañaga	(2)	5	2	.714
2.	Frank Haith	(4)	5	4	.504
3.	Bruce Hale	(3)	1	3	.250
4.	Leonard Hamilton	(2)	0	2	.000
	Perry Clark	(1)	0	1	.000

Year	Head Coach	Overall	Conf. Finish	Conf. Trn.	Non Conf.	Post-Season	Final AP	Final Coach	All-Conf.	All-Am.	NBA Draft	PPG Offense	FG%	FT%	PPG Defense	Opp. FG%	Reb. Mar.
1954	Dave Wike	5-10	- -	-	5-10	-	-	-	-	0	0	67.7	-	-	77.4	-	-
1955	Bruce Hale	10-11	- -	-	10-11	-	-	-	-	0	0	83.5	.386	.706	81.3	.384	6.0
1956	Bruce Hale	14-12	- -	-	14-12	-	-	-	-	0	1	78.0	.365	.708	83.3	.396	-5.5
1957	Bruce Hale	13-13	- -	-	13-13	-	-	-	-	0	0	79.1	.399	.697	74.6	.381	2.6
1958	Bruce Hale	14-8	- -	-	14-8	-	-	-	-	0	0	87.6	.421	.696	80.8	.384	9.0
1959	Bruce Hale	18-7	- -	-	18-7	-	-	-	-	0	0	89.9	.449	.739	81.2	.407	2.9
1960	Bruce Hale	23-4	- -	-	23-4	NCAA 0-1	10	-	-	1	0	82.6	.462	.671	75.4	.405	6.4
1961	Bruce Hale	20-7	- -	-	20-7	NIT 0-1	-	-	-	0	0	79.7	.421	.683	78.7	.426	9.1
1962	Bruce Hale	14-12	- -	-	14-12	-	-	-	-	0	0	89.6	.457	.738	78.6	.435	14.5
1963	Bruce Hale	23-5	- -	-	23-5	NIT 1-1	-	-	-	0	1	95.4	.452	.760	87.1	.459	8.0
1964	Bruce Hale	20-7	- -	-	20-7	NIT 0-1	-	-	-	0	0	98.4	.461	.796	84.2	.436	11.2
1965	Bruce Hale	22-4	- -	-	22-4	-	-	19	-	1	1	87.3	.437	.709	84.9	.434	2.4
1966	Bruce Hale	15-11	- -	-	15-11	-	-	-	-	0	0	87.3	.437	.709	84.9	.434	2.4
1967	Bruce Hale	15-11	- -	-	15-11	-	-	-	-	0	1	81.8	.444	.722	80.4	.452	9.6
1968	Ron Godfrey	17-11	- -	-	17-11	-	-	-	-	0	2	84.6	.467	.729	86.4	.438	-0.2
1969	Ron Godfrey	14-10	- -	-	14-10	-	-	-	-	0	0	82.0	.444	.710	85.0	.457	10.5
1970	Ron Godfrey	9-17	- -	-	9-17	-	-	-	-	1	2	88.2	.442	.692	96.9	.484	-2.3
1971	Ron Godfrey	7-19	- -	-	7-19	-	-	-	-	0	1	82.4	.435	.616	91.3	.480	-2.5
1972-85 Did not field team																	
1986	Bill Foster	14-14	- -	-	14-14	-	-	-	-	0	0	71.6	.476	.657	76.1	.472	-0.1
1987	Bill Foster	15-16	- -	-	15-16	-	-	-	-	0	0	75.2	.452	.681	75.3	.439	3.6
1988	Bill Foster	17-14	- -	-	17-14	-	-	-	-	0	1	79.1	.491	.716	77.4	.438	-1.3
1989	Bill Foster	19-12	- -	-	19-12	-	-	-	-	0	0	90.6	.492	.707	89.6	.488	-4.5
1990	Bill Foster	13-15	- -	-	13-15	-	-	-	-	0	0	71.9	.428	.649	76.1	.474	-6.5
1991	Leonard Hamilton	9-19	- -	-	9-19	-	-	-	-	0	1	72.4	.440	.702	74.2	.474	0.5
Member of Big East Conference																	
1992	Leonard Hamilton	8-24	1-17 (10)	1-1	7-7	-	-	-	0	0	0	60.7	.397	.640	67.5	.436	-1.4
1993	Leonard Hamilton	10-17	7-11 (9)	0-1	3-6	-	-	-	1	0	0	71.4	.433	.599	74.2	.443	-2.7
1994	Leonard Hamilton	7-20	0-18 (10)	0-1	7-2	-	-	-	0	0	0	62.6	.419	.585	70.7	.397	1.4
1995	Leonard Hamilton	15-13	9-9 (5)	0-1	6-4	NIT 0-1	-	-	1	0	1	64.5	.401	.651	67.4	.402	0.5
1996	Leonard Hamilton	15-13	8-10 (4)	1-1	7-3	-	-	-	0	0	0	67.3	.423	.629	66.9	.413	3.1
1997	Leonard Hamilton	16-13	9-9 (T4)	1-1	7-4	NIT 0-1	-	-	1	0	0	65.1	.416	.647	62.8	.380	-0.7
1998	Leonard Hamilton	18-10	11-7 (2)	0-1	7-3	NCAA 0-1	-	-	1	0	0	70.1	.440	.661	65.6	.379	1.4
1999	Leonard Hamilton	23-7	15-3 (2)	1-1	8-4	NCAA 1-1	10	12	2	1	1	72.6	.473	.699	65.0	.384	4.8
2000	Leonard Hamilton	23-11	13-3 (T1)	1-1	10-8	NCAA 2-1	23	25	2	0	0	69.0	.431	.748	62.6	.394	2.3
2001	Perry Clark	16-13	8-8 (T3/E)	0-1	8-5	NIT 0-1	-	-	1	0	0	70.3	.413	.717	67.7	.430	-2.0
2002	Perry Clark	24-8	10-6 (2/E)	1-1	14-2	NCAA 0-1	21	21	3	0	1	74.8	.430	.771	67.4	.400	-1.8
2003	Perry Clark	11-17	4-12 (T6/E)	0-1	7-5	-	-	-	1	0	1	69.9	.425	.717	68.7	.436	1.7
2004	Perry Clark	14-16	4-12 (T3)	-	10-4	-	-	-	1	0	0	71.6	.449	.705	68.9	.452	1.6
Member of Atlantic Coast Conference																	
2005	Frank Haith	16-13	7-9 (T6)	0-1	9-3	NIT 0-1	-	-	2	0	0	71.4	.430	.673	69.7	.426	4.3
2006	Frank Haith	18-16	7-9 (T7)	1-1	10-6	NIT 1-1	-	-	1	0	1	67.9	.435	.697	65.1	.415	2.3
2007	Frank Haith	12-20	4-12 (12)	1-1	8-8	-	-	-	1	0	0	71.2	.435	.702	72.9	.463	1.9
2008	Frank Haith	23-11	8-8 (T5)	1-1	14-2	NCAA 1-1	-	-	1	0	0	74.8	.437	.747	67.9	.407	2.1
2009	Frank Haith	19-13	7-9 (T8)	0-1	12-3	NIT 1-1	-	-	1	0	1	72.7	.427	.683	66.3	.368	5.2
2010	Frank Haith	20-13	4-12 (12)	2-1	14-0	-	-	-	0	0	1	72.4	.463	.678	64.7	.407	3.2
2011	Frank Haith	21-15	6-10 (9)	1-1	14-4	NIT 2-1	-	-	1	0	0	71.6	.446	.725	67.6	.417	3.8
2012	Jim Larrañaga	20-13	9-7 (T4)	1-1	12-3	NIT 1-1	-	-	1	0	0	70.7	.431	.721	66.1	.421	-0.1
2013	Jim Larrañaga	29-7	15-3 (1)	3-0	11-4	NCAA 2-1	5	10	2	1	1	69.7	.455	.684	68.6	.400	3.2
2014	Jim Larrañaga	17-16	7-11 (10)	1-1	9-4	-	-	-	1	0	0	61.5	.421	.687	59.5	.406	2.4
2015	Jim Larrañaga	25-13	10-8 (T6)	1-1	15-5	NIT 4-1	-	-	0	0	0	68.2	.428	.746	63.3	.421	0.8
2016	Jim Larrañaga	27-8	13-5 (T2)	1-1	13-2	NCAA 2-1	10	8	2	0	0	75.2	.479	.749	67.4	.431	2.0
2017	Jim Larrañaga	21-12	10-8 (T7)	1-1	10-3	NCAA 0-1	-	-	1	0	1	69.0	.452	.718	64.1	.419	4.0
2018	Jim Larrañaga	22-10	11-7 (T3)	0-1	11-2	NCAA 0-1	22	-	0	0	2	73.8	.465	.662	67.9	.431	0.8
2019	Jim Larrañaga	14-18	5-13 (T11)	1-1	8-4	-	-	-	0	0	1	71.8	.435	.735	71.1	.451	-3.0
2020	Jim Larrañaga	15-16	7-13 (T10)	0-1	8-3	-	-	-	1	0	0	71.2	.429	.759	73.2	.443	-4.1
2021	Jim Larrañaga	10-17	4-15 (13)	2-1	6-2	-	-	-	0	0	0	66.4	.425	.700	71.0	.448	-4.6
2022	Jim Larrañaga	26-11	14-6 (4)	1-1	12-5	NCAA 3-1	-	16	2	0	0	74.0	.473	.742	70.6	.459	-4.7

2022-23 SCHEDULE

Date	Opponent	TV	Time
11/7	UNCW	ACCN	9 PM
11/11	College of Charleston	RSN	7 PM
11/15	Gardner-Webb	ACCN	8 PM
11/20	James Madison	ACCN	Noon
11/24	vs Portland[1]	ESPN	1 PM
11/25	vs Iowa State/Villanova[1]	ESPN/U	3/5:30 PM
11/27	vs TBD[1]	TBA	TBA
11/30	at Indiana[2]	ESPN	9:15 PM
12/4	at Virginia Tech	ACCN	3 PM
12/10	Georgia Tech	ESPN	3:15 PM
12/13	The Citadel	ESPN2	7 PM
12/17	vs Ohio State[3]	CBS	3 PM
12/21	vs Michigan[4]	ESPN	7 PM
12/30	at Pitt	ACCN	TBA
1/4	Wake Forest	ACCN	9 PM
1/7	Notre Dame	ESPN2	11:30 AM
1/10	at Virginia	ESPN/2	9 PM
1/14	at Louisville	ESPN	2 PM
1/17	Boston College	RSN	7 PM
1/21	NC State	ACCN	5 PM
1/24	at Syracuse	ESPN	9 PM
2/1	Pitt	ACCN	7 PM
2/4	at Duke	ESPN	6:30 PM
2/7	at Wake Forest	ESPN/2	7 PM
2/11	Clemson	ESPN/2	2 PM
2/13	Miami	ESPN	7 PM
2/19	at NC State	ESPN	1 PM
2/22	at Notre Dame	ESPN/2	9 PM
2/25	Virginia	ESPN	6/8 PM
2/27	at Florida State	ESPN	7 PM
3/4	Duke	ESPN	6:30 PM

[1]Phil Knight Invitational, Portland, Oregon
[2]ACC/Big Ten Challenge
[3]CBS Sports Classic, Las Vegas
[4]Jumpman Invitational, Charlotte, N.C.

Schedule as of Oct. 31, 2022

QUICK FACTS

Location: Chapel Hill, North Carolina
Founded: 1789
Enrollment: 19,743
Colors: Carolina Blue & White
President: Kevin Guskiewicz
Athletics Director: Bubba Cunningham
Arena: Dean E. Smith Center (21,750)

MEDIA SERVICES
Men's Basketball Contact: Steve Kirschner
Office Phone: 919-962-2123
E-mail: stevekirschner@unc.edu
Website: GoHeels.com
Twitter: @UNC_Basketball

2022-23 ROSTER

No.	Player	Pos.	Ht.	Wt.	Cl.	Hometown/Previous Schools
0	Seth Trimble	G	6-3	192	Fr.	Menomonee Falls, Wis./Menomonee Falls
1	Leaky Black	F	6-9	205	Gr.	Concord, N.C./Cox Mill
2	Caleb Love	G	6-4	200	Jr.	St. Louis, Mo./ Christian Brothers College
3	Dontrez Styles	G/F	6-6	210	So.	Kinston, N.C. / Kinston
4	RJ Davis	G	6-0	175	Jr.	White Plains, N.Y. / Archbishop Stepinac
5	Armando Bacot	F/C	6-11	235	Sr.	Richmond, Va. / IMG Academy (Fla.)
11	D'Marco Dunn	G	6-5	190	So.	Tucson, Ariz. / Westover (Fayetteville, N.C.)
13	Jalen Washington	F	6-10	225	Fr.	Gary, Ind. / West Side
14	Puff Johnson	F/G	6-8	200	Jr.	Moon Township, Pa./Hillcrest Prep (Phoenix, Ariz.)
15	Rob Landry	G	6-4	190	Jr.	Greensboro, N.C. / N.C. School of Science & Math
21	Will Shaver	F	6-10	260	R-Fr.	Birmingham, Ala. / Oak Mountain
22	Justin McKoy	F	6-8	220	Sr.	Raleigh, N.C./Panther Creek (Cary, N.C.)/Virginia
24	Tyler Nickel	G/F	6-7	220	Fr.	Harrisonburg, Va./East Rockingham (Elkton, Va.)
25	Creighton Lebo	G	6-1	180	Jr.	Greenville, N.C./Greenfield School
30	Jackson Watkins	G	6-1	180	Sr.	Richmond, Va./Collegiate School
32	Pete Nance	F	6-11	230	Gr.	Akron, Ohio /Revere (Richfield, Ohio)/Northwestern
34	Duwe Farris	F	6-7	210	Sr.	Charlotte, N.C./Myers Park
40	Beau Maye	F	6-8	225	Jr.	Huntersville, N.C./Hough

Head Coach: Hubert Davis (North Carolina '92)
Assistant Coach: Brad Frederick (North Carolina '99)
Assistant Coach: Jeff Lebo (North Carolina '89)
Assistant Coach: Sean May (North Carolina '09)

2021-22 FINAL STATISTICS (29-10, 15-5/T2ND ACC)

#	PLAYER	GP-GS	MIN	AVG	TOTAL FG-FGA	FG%	3-POINT 3FG-FGA	3FG%	F-THROW FT-FTA	FT%	REBOUNDS OFF	DEF	TOT	AVG	PF	DQ	A	TO	BLK	STL	PTS	AVG
5	BACOT, Armando	39-39	1236:34	31.7	244-429	.569	1-8	.125	146-218	.670	163	348	511	13.1	112	5	59	77	65	33	635	16.3
	ACC-Only	20-20	662:50	33.1	132-228	.579	1-5	.200	83-110	.755	87	195	282	14.1	57	2	27	46	35	17	348	17.4
2	LOVE, Caleb	39-38	1331:11	34.1	198-534	.371	93-258	.360	132-153	.863	8	125	133	3.4	68	1	139	106	9	37	621	15.9
	ACC-Only	20-19	687:10	34.4	100-280	.357	50-133	.376	74-82	.902	4	60	64	3.2	34	0	77	56	5	23	324	16.2
45	MANEK, Brady	39-27	1186:50	30.4	219-444	.493	98-243	.403	53-76	.697	58	179	237	6.1	65	1	70	59	27	23	589	15.1
	ACC-Only	20-18	651:46	32.6	119-248	.480	56-135	.415	18-30	.600	27	89	116	5.8	32	1	47	29	12	16	312	15.6
4	DAVIS, RJ	39-39	1320:54	33.9	178-419	.425	66-180	.367	105-126	.833	22	144	166	4.3	84	0	142	74	8	40	527	13.5
	ACC-Only	20-20	691:42	34.6	100-211	.474	40-98	.408	48-58	.828	9	66	75	3.8	45	0	68	35	7	22	288	14.4
13	GARCIA, Dawson	16-12	328:33	20.5	47-116	.405	12-32	.375	38-48	.792	33	55	88	5.5	34	1	11	21	5	7	144	9.0
	ACC-Only	5-2	67:29	13.5	4-22	.182	1-8	.125	7-8	.875	8	12	20	4.0	10	0	2	3	2	2	16	3.2
1	BLACK, Leaky	38-38	1127:04	29.7	68-146	.466	17-51	.333	33-38	.868	49	113	162	4.3	63	0	104	37	26	34	186	4.9
	ACC-Only	20-20	596:57	29.8	37-73	.507	13-30	.433	19-21	.905	23	55	78	3.9	34	0	54	19	15	16	106	5.3
24	WALTON, Kerwin	31-1	414:21	13.4	38-102	.373	23-65	.354	7-7	1.000	7	31	38	1.2	33	0	13	18	4	7	106	3.4
	ACC-Only	16-0	200:02	12.5	19-52	.365	11-31	.355	6-6	1.000	3	15	18	1.1	19	0	5	8	1	4	55	3.4
14	JOHNSON, Puff	24-0	250:40	10.4	28-61	.459	6-26	.231	13-18	.722	18	29	47	2.0	26	0	11	3	4	7	75	3.1
	ACC-Only	16-0	147:54	9.2	13-34	.382	4-18	.222	10-14	.714	11	16	27	1.7	18	0	8	3	2	6	40	2.5
0	HARRIS, Anthony	14-0	166:39	11.9	13-27	.481	3-5	.600	8-9	.889	2	3	5	0.4	17	0	9	11	0	2	37	2.6
	ACC-Only	4-0	62:51	15.7	6-9	.667	2-3	.667	0-0	.000	0	0	0	0.0	6	0	4	4	0	1	14	3.5
3	STYLES, Dontrez	30-0	173:60	5.8	24-55	.436	3-18	.167	8-15	.533	11	32	43	1.4	16	0	2	11	2	5	59	2.0
	ACC-Only	15-0	98:28	6.6	15-36	.417	2-12	.167	5-10	.500	9	15	24	1.6	9	0	0	6	1	2	37	2.5
22	MCKOY, Justin	30-0	208:19	6.9	8-36	.222	3-12	.250	12-15	.800	12	30	42	1.4	31	0	14	13	3	3	31	1.0
	ACC-Only	13-0	100:32	7.7	4-18	.222	1-6	.167	5-7	.714	6	12	18	1.4	18	0	6	5	1	1	14	1.1
11	DUNN, D'Marco	23-0	94:19	4.1	9-31	.290	3-15	.200	1-3	.333	1	6	7	0.3	8	0	7	6	0	1	22	1.0
	ACC-Only	12-0	54:54	4.6	6-17	.353	2-10	.200	1-2	.500	1	4	5	0.4	5	0	5	3	0	0	15	1.3
34	FARRIS, Duwe	6-0	09:17	1.5	2-2	1.000	0-0	.000	1-2	.500	1	2	3	0.5	3	0	0	0	0	0	5	0.8
	ACC-Only	3-0	05:34	1.9	1-1	1.000	0-0	.000	0-0	.000	1	1	2	0.7	0	0	0	0	0	0	2	0.7
30	WATKINS, Jackson	3-0	03:01	1.0	0-2	.000	0-1	.000	1-2	.500	0	2	2	0.7	2	0	1	0	0	1	1	0.3
	ACC-Only	2-0	02:16	1.1	0-2	.000	0-1	.000	1-2	.500	0	0	0	0.0	1	0	0	0	0	1	1	0.5
35	MCADOO, Ryan	7-1	12:49	1.8	0-3	.000	0-1	.000	0-0	.000	1	2	3	0.4	2	0	0	1	0	1	0	0.0
	ACC-Only	5-1	11:20	2.3	0-1	.000	0-0	.000	0-0	.000	1	1	2	0.4	2	0	0	1	0	0	0	0.0
15	LANDRY, Rob	3-0	03:01	1.0	0-0	.000	0-0	.000	0-0	.000	0	0	0	0.0	0	0	0	1	0	0	0	0.0
	ACC-Only	2-0	02:16	1.1	0-0	.000	0-0	.000	0-0	.000	0	0	0	0.0	0	0	0	1	0	0	0	0.0
25	LEBO, Creighton	5-0	07:28	1.5	0-2	.000	0-1	.000	0-0	.000	0	0	0	0.0	0	0	0	2	0	1	0	0.0
	ACC-Only	3-0	05:59	2.0	0-1	.000	0-0	.000	0-0	.000	0	0	0	0.0	0	0	0	2	0	0	0	0.0
	Total	**39**	**7875**		**1076-2409**	**.447**	**328-916**	**.358**	**558-730**	**.764**	**447**	**1161**	**1608**	**41.2**	**564**	**8**	**582**	**455**	**153**	**202**	**3038**	**77.9**
	ACC-Only	**20**	**4050**		**556-1233**	**.451**	**183-490**	**.373**	**277-350**	**.791**	**215**	**567**	**782**	**39.1**	**290**	**3**	**303**	**229**	**81**	**111**	**1572**	**78.6**
	Opponents	**39**	**7875**		**1048-2464**	**.425**	**301-893**	**.337**	**383-528**	**.725**	**319**	**956**	**1275**	**32.7**	**645**	**12**	**498**	**378**	**139**	**259**	**2780**	**71.3**
	ACC-Only	**20**	**4050**		**539-1226**	**.440**	**166-448**	**.371**	**213-282**	**.755**	**150**	**486**	**636**	**31.8**	**319**	**3**	**236**	**205**	**60**	**129**	**1457**	**72.9**

								NORTH CAROLINA						OPPONENTS							
Date	Opponent	AP	NC USA	AP	Opp USA	W/L	Score	FG	FG%	3-Pt FG	3-Pt FG%	FT	FT%	FG	FG%	3-Pt FG	3-Pt FG%	FT	FT%	Reb Mar	TO NC/Opp
11/9	Loyola (Md.)	19	20			W	83-67	29-55	.527	8-21	.381	17-28	.607	24-55	.436	7-25	.280	12-21	.571	+7	12/12
11/12	Brown	19	20			W	94-87	32-62	.516	9-21	.429	21-28	.750	37-73	.507	7-19	.368	6-9	.667	+9	7/5
11/16	at Charleston	18	20			W	94-83	32-59	.542	7-20	.350	23-32	.719	28-77	.364	11-30	.367	16-23	.696	+13	17/9
11/20	vs. Purdue[1]	18	20	6	7	L	84-93	31-69	.449	12-29	.414	10-12	.833	34-61	.557	10-23	.435	15-22	.682	+6	14/9
11/21	vs. Tennessee[1]	18	20	17	17	L	72-89	22-59	.400	10-23	.435	18-22	.818	38-70	.543	9-20	.450	4-5	.800	-8	13/10
11/23	UNC Asheville					W	72-53	27-55	.491	7-14	.500	11-13	.846	18-68	.265	7-37	.189	10-14	.714	+22	18/7
12/1	Michigan[2]			24	24	W	72-51	31-67	.463	8-19	.421	2-3	.667	20-57	.351	5-16	.313	6-6	1.000	+3	6/13
12/5	at Georgia Tech					W	79-62	31-55	.564	10-17	.588	7-8	.875	25-54	.463	6-16	.375	6-7	.857	+12	14/13
12/11	Elon					W	80-63	23-59	.390	7-23	.304	27-35	.771	25-58	.431	8-29	.276	5-9	.556	+24	16/16
12/14	Furman					W	74-61	30-60	.500	5-16	.313	9-14	.643	24-60	.400	10-33	.303	3-3	1.000	+19	8/7
12/18	vs. Kentucky[3]			21	21	L	69-98	23-53	.434	1-13	.077	22-28	.786	39-72	.542	8-15	.533	12-17	.706	-18	12/9
12/21	Appalachian State					W	70-50	29-62	.468	7-16	.438	5-9	.556	20-64	.313	4-30	.133	6-7	.857	+14	15/11
1/2	at Boston College					W	91-65	32-61	.525	11-23	.478	16-19	.842	21-67	.313	8-28	.286	15-19	.789	+7	8/9
1/5	at Notre Dame					L	73-78	29-59	.492	8-22	.364	7-8	.875	29-61	.475	13-31	.419	7-11	.636	+12	14/7
1/8	Virginia					W	74-58	28-59	.475	11-25	.440	7-11	.636	25-56	.446	6-12	.500	2-4	.500	+8	9/10
1/15	Georgia Tech					W	88-65	30-63	.476	9-25	.360	19-21	.905	27-59	.458	3-14	.214	8-14	.571	+16	13/11
1/18	at Miami					L	57-85	22-65	.338	6-30	.200	7-11	.636	29-63	.460	13-28	.464	14-22	.636	+6	14/4
1/22	at Wake Forest					L	76-98	27-81	.333	6-28	.214	16-23	.696	32-59	.542	10-26	.385	24-32	.750	+12	11/8
1/24	Virginia Tech					W	78-68	22-63	.365	10-25	.400	22-26	.846	27-58	.466	7-18	.389	7-11	.636	+11	7/9
1/26	Boston College					W	58-47	16-55	.291	6-17	.353	20-25	.800	20-60	.333	1-16	.063	6-8	.750	+6	8/9
1/29	NC State					W	100-80	34-62	.548	15-27	.556	17-24	.708	26-67	.388	10-25	.400	18-21	.857	+7	12/10
2/1	at Louisville					W OT	90-83	31-71	.437	12-26	.462	16-20	.800	28-70	.400	15-35	.429	12-15	.800	+3	10/12
2/5	Duke			9	6	L	67-87	24-59	.407	9-22	.409	10-15	.667	34-59	.576	9-19	.474	10-13	.769	-16	8/12
2/8	at Clemson					W	79-77	29-58	.500	8-24	.333	13-17	.765	25-57	.439	8-19	.421	19-21	.905	+8	13/11
2/12	Florida State					W	94-74	37-67	.552	12-28	.429	8-13	.615	26-67	.388	9-19	.474	13-20	.650	+6	16/13
2/16	Pitt					L	67-76	24-58	.414	7-26	.269	12-16	.750	24-47	.511	10-17	.588	18-20	.900	+1	13/18
2/19	at Virginia Tech					W	65-57	22-49	.449	8-22	.364	13-15	.867	24-64	.375	5-26	.192	4-6	.667	+7	15/9
2/21	Louisville					W	70-63	26-53	.491	7-25	.280	11-13	.846	27-60	.450	7-28	.250	2-5	.400	+2	13/13
2/26	at NC State					W	84-74	29-56	.518	5-19	.263	21-23	.913	25-66	.379	9-27	.333	15-17	.882	+21	16/7
2/28	Syracuse					W OT	88-79	29-71	.408	14-36	.389	16-20	.800	31-63	.492	10-25	.400	7-8	.875	+14	8/11
3/5	at Duke			4	2	W	94-81	33-68	.485	9-23	.391	19-22	.864	34-69	.493	7-19	.368	6-8	.750	+3	5/9
3/10	vs. Virginia[4]	25	rv			W	63-43	25-65	.385	6-23	.261	7-9	.778	18-52	.346	3-11	.273	4-9	.444	+14	7/11
3/11	vs. Virginia Tech[4]	25	rv			L	59-72	22-60	.367	3-26	.115	12-14	.857	25-57	.439	9-20	.450	13-14	.929	+4	11/7
3/17	vs. Marquette[5]	25	rv			W	95-63	34-74	.459	13-35	.371	14-17	.824	26-73	.356	8-31	.258	3-8	.375	+15	10/10
3/19	vs. Baylor[5]	25	rv	4	4	W OT	93-86	28-57	.491	11-25	.440	26-37	.703	28-81	.346	9-37	.243	21-27	.778	+9	21/11
3/25	vs. UCLA[6]	25	rv	11	12	W	73-66	27-66	.409	10-31	.323	9-12	.750	28-62	.452	5-14	.357	5-8	.625	+9	8/6
3/27	vs. Saint Peter's[6]	25	rv			W	69-49	25-61	.410	6-22	.273	13-21	.619	18-60	.300	4-16	.250	9-10	.900	+16	8/7
4/2	vs. Duke[7]	25	rv	9	10	W	81-77	27-64	.422	10-26	.385	17-24	.708	30-72	.417	5-22	.227	12-20	.600	+9	10/4
4/4	vs. Kansas[7]	25	rv	3	3	L	69-72	23-73	.315	5-23	.217	18-22	.818	29-66	.439	6-17	.353	8-14	.571	+20	13/9

[1]Hall of Fame Tip-Off, Uncasville, Conn.; [2]ACC/Big Ten Challenge; [3]CBS Sports Classic, Las Vegas; [4]ACC Tournament, Brooklyn, N.Y.; [5]NCAA Tournament, Fort Worth, Texas; [6]NCAA Tournament, Philadelphia; [7]NCAA Final Four, New Orleans

HUBERT DAVIS

Head Coach
Second Season at North Carolina
North Carolina '92

■ Hubert Davis enters his second season at the helm of his alma mater after a successful first campaign in which he received two National Coach of the Year awards. UNC won 17 of its last 21 games and came within a few possessions of winning the program's seventh NCAA Tournament title.

■ Davis was named the 20th head coach of the North Carolina program on April 5, 2021. He is the fourth former Tar Heel player to become UNC's head coach and the first Black head coach in UNC men's basketball history.

■ In Davis' nine seasons as an assistant coach with Roy Williams (2012-21), UNC played in eight NCAA Tournaments, advanced to the 2016 and 2017 Final Fours and national championship games won the NCAA title in 2017. UNC went 228-95, winning ACC regular-season titles in 2016, 2017 and 2019 and an ACC Tournament title in 2016.

■ A Second-Team All-ACC honoree as a senior in 1992, Davis played in 137 games at UNC from 1988-92, during which time UNC went 102-37, won the 1989 and 1991 ACC Tournaments and played in the 1991 Final Four. He scored 1,615 points, an average of 11.8 per game. He holds the UNC record for career 3-point percentage at .435 (197 of 453).

■ Davis was selected by the New York Knicks in the first round of the 1992 NBA Draft and played 12 seasons in the NBA, scoring 5,583 points, an average of 8.2 per game. He made 728 3-point field goals and is second in NBA history in 3-point percentage (.441).

NORTH CAROLINA COACHING RECORDS

Career Records			Years	W	L	Pct.
1.	Nat Cartmell	(4)	1911-1914	25	24	.531
2.	Charles Doak	(2)	1915-1916	18	16	.529
3.	Howell Peacock	(2)	1917-1918	14	7	.667
4.	Rennie Cuthbertson	(1)	1919	9	7	.563
5.	Fred Boye	(2)	1920-1921	19	17	.528
	No Coach	(2)	1922-1923	30	7	.811
6.	Norman Shepard	(1)	1924	26	0	1.000
7.	Monk McDonald	(1)	1925	20	5	.800
8.	Harlan Sanborn	(1)	1926	20	5	.800
9.	James Ashmore	(5)	1927-1931	80	37	.684
10.	George Sheppard	(4)	1932-1935	69	16	.812
11.	Walter Skidmore	(4)	1936-1939	65	25	.722
12.	Bill Lange	(5)	1940-1944	85	41	.622
13.	Ben Carnevale	(2)	1945-1946	52	11	.828
14.	Tom Scott	(6)	1947-1952	100	65	.604
15.	Frank McGuire	(9)	1953-1961	164	58	.739
16.	Dean Smith	(36)	1962-1997	879	254	.776
17.	Bill Guthridge	(3)	1998-2000	80	28	.741
18.	Matt Doherty	(3)	2001-2003	53	43	.552
19.	Roy Williams	(18)	2004-2021	485	163	.748
20.	Hubert Davis	(1)	2022	29	10	.744

ACC Games Only			Years	W	L	Pct.
1.	Frank McGuire	(8)	1954-1961	84	25	.771
2.	Hubert Davis	(1)	2022	15	5	.750
3.	Dean Smith	(36)	1962-1997	364	136	.728
4.	Roy Williams	(18)	2004-2021	212	94	.693
5.	Bill Guthridge	(3)	1998-2000	32	16	.667
6.	Matt Doherty	(3)	2001-2003	23	25	.479

ACC Tournament			Years	W	L	Pct.
1.	Dean Smith	(36)	1962-1997	58	23	.716
2.	Bill Guthridge	(3)	1998-2000	5	2	.714
3.	Roy Williams	(18)	2004-2021	29	15	.659
4.	Frank McGuire	(7)	1954-1961	9	6	.600
5.	Hubert Davis	(1)	2022	1	1	.500
	Matt Doherty	(3)	2001-2003	3	3	.500

NCAA Tournament		No.	W	L	Pct.
1.	Frank McGuire	(2)	5	1	.833
	Hubert Davis	(1)	5	1	.833
3.	Roy Williams	(16)	45	13	.776
4.	Bill Guthridge	(3)	8	3	.727
5.	Dean Smith	(27)	65	27	.707
6.	Ben Carnevale	(1)	2	1	.667
7.	Matt Doherty	(1)	1	1	.500
8.	Bill Lange	(1)	0	2	.000

NIT		No.	W	L	Pct.
1.	Roy Williams	(1)	4	1	.800
2.	Dean Smith	(4)	7	3	.700
3.	Matt Doherty	(1)	2	1	.667

Year	Head Coach	Overall	ACC	Finish	ACC Trn.	Non Conf.	Post-Season	Final AP	Final Coach	All-ACC	All-Am.	NBA Draft	PPG Offense	FG%	FT%	PPG Defense	Opp. FG%	Reb. Mar.
1954	Frank McGuire	11-10	5-6	(5)	0-1	5-3	-	-	-	1	0	0	68.5	.377	.629	63.6	.320	3.0
1955	Frank McGuire	10-11	8-6	(T4)	0-1	2-3	-	-	-	1	0	0	75.8	.396	.684	76.1	.365	-9.5
1956	Frank McGuire	18-5	11-3	(T1)	1-1	5-0	-	13	11	1	1	0	80.0	.411	.688	71.0	.348	5.0
1957	**Frank McGuire**	**32-0**	**14-0**	**(1)**	**3-0**	**13-0**	**NCAA Champ**	**1**	**1**	**3**	**2**	**1**	**65.5**	**.431**	**.701**	**65.5**	**.352**	**10.8**
1958	Frank McGuire	19-7	10-4	(T2)	2-1	5-2	-	13	12	2	1	3	71.8	.396	.694	64.9	.387	3.7
1959	Frank McGuire	20-5	12-2	(T1)	2-1	6-2	NCAA 0-1	9	6	3	3	0	71.9	.429	.691	65.2	.390	0.8
1960	Frank McGuire	18-6	12-2	(T1)	1-1	4-2	-	-	14	2	2	2	73.1	.413	.758	62.3	.375	3.4
1961	Frank McGuire	19-4	12-2	(1)	0-0	5-2	-	5	6	2	2	3	76.7	.444	.671	65.7	.398	9.8
1962	Dean Smith	8-9	7-7	(T4)	0-1	1-1	-	-	-	2	0	3	72.4	.469	.667	72.6	.453	-0.8
1963	Dean Smith	15-6	10-4	(3)	1-1	5-1	-	-	-	2	0	1	76.6	.459	.676	70.8	.438	1.9
1964	Dean Smith	12-12	6-8	(5)	1-1	5-3	-	-	-	1	1	0	77.6	.450	.657	77.5	.436	4.8
1965	Dean Smith	15-9	10-4	(2)	0-1	5-4	-	-	-	2	1	1	79.8	.473	.661	77.6	.447	1.5
1966	Dean Smith	16-11	8-6	(T3)	1-1	7-4	-	-	-	2	1	1	80.9	.517	.783	75.3	.479	-1.7
1967	Dean Smith	26-6	12-2	(1)	3-0	11-4	NCAA 2-2	4	3	2	2	2	82.2	.472	.669	71.2	.471	3.5
1968	Dean Smith	28-4	12-2	(1)	3-0	13-2	NCAA 3-1	4	4	3	2	1	83.8	.455	.681	72.4	.444	4.4
1969	Dean Smith	27-5	12-2	(1)	3-0	12-3	NCAA 2-2	4	2	3	1	3	88.9	.491	.717	75.7	.451	5.4
1970	Dean Smith	18-9	9-5	(T2)	0-1	9-3	NIT 0-1	-	-	1	1	1	88.9	.481	.719	78.8	.441	1.3
1971	**Dean Smith**	**26-6**	**11-3**	**(1)**	**2-1**	**11-1**	**NIT Champ**	**13**	**13**	**2**	**0**	**1**	**84.6**	**.522**	**.743**	**70.1**	**.428**	**5.0**
1972	Dean Smith	26-5	9-3	(1)	2-0	13-2	NCAA 3-1	2	2	4	2	4	89.1	.528	.743	71.4	.421	7.3
1973	Dean Smith	25-8	8-4	(2)	0-1	16-2	NIT 3-1	11	12	2	0	2	84.7	.527	.706	72.8	.447	5.1
1974	Dean Smith	22-6	9-3	(T2)	1-1	11-1	NIT 0- 1	12	8	2	1	3	87.0	.520	.705	75.3	.459	3.4
1975	Dean Smith	23-8	8-4	(T2)	3-0	12-2	NCAA 2-1	9	10	1	2	2	78.0	.536	.701	78.0	.471	0.0
1976	Dean Smith	25-4	11-1	(1)	1-1	12-1	NCAA 0-1	8	6	3	2	1	85.1	.526	.751	74.3	.470	2.6
1977	Dean Smith	28-5	9-3	(1)	2-0	16-1	NCAA 4-1	5	3	3	2	4	83.6	.537	.746	72.6	.477	1.4
1978	Dean Smith	23-8	9-3	(1)	0-1	12-4	NCAA 0-1	16	10	2	2	3	81.1	.532	.657	70.7	.495	5.6
1979	Dean Smith	23-6	9-3	(T1)	2-0	11-2	NCAA 0-1	9	3	2	1	1	76.5	.533	.721	65.4	.470	3.1
1980	Dean Smith	21-8	9-5	(T2)	1-1	10-1	NCAA 0-1	15	15	2	2	5	73.2	.523	.670	68.0	.496	2.9
1981	Dean Smith	29-8	10-4	(2)	3-0	14-3	NCAA 4-1	6	6	2	2	3	71.9	.522	.731	63.4	.458	5.4
1982	**Dean Smith**	**32-2**	**12-2**	**(T1)**	**3-0**	**17-0**	**NCAA Champ**	**1**	**1**	**2**	**2**	**4**	**66.7**	**.537**	**.692**	**55.4**	**.466**	**3.7**
1983	Dean Smith	28-8	12-2	(T1)	1-1	15-5	NCAA 2-1	8	8	2	2	1	80.7	.515	.741	68.6	.444	3.2
1984	Dean Smith	28-3	14-0	(1)	1-1	13-2	NCAA 1-1	1	1	2	2	4	80.1	.543	.783	64.8	.450	4.3
1985	Dean Smith	27-9	9-5	(T1)	2-1	16-3	NCAA 3-1	7	7	2	0	1	73.5	.540	.761	66.0	.450	3.7
1986	Dean Smith	28-6	10-4	(3)	0-1	18-1	NCAA 2-1	8	8	3	1	3	86.6	.559	.738	69.0	.436	4.8
1987	Dean Smith	32-4	14-0	(1)	2-1	16-3	NCAA 3-1	2	3	3	1	4	91.3	.537	.722	74.9	.472	5.6
1988	Dean Smith	27-7	11-3	(1)	2-1	14-3	NCAA 3-1	7	8	2	1	0	82.1	.535	.727	73.2	.455	3.9
1989	Dean Smith	29-8	9-5	(T2)	3-0	17-3	NCAA 2-1	5	4	2	1	1	90.0	.527	.725	79.7	.453	2.1
1990	Dean Smith	21-13	8-6	(T3)	0-1	13-6	NCAA 2-1	-	-	1	0	0	82.6	.498	.686	77.9	.459	2.6
1991	Dean Smith	29-6	10-4	(2)	3-0	16-2	NCAA 4-1	4	4	2	1	2	87.6	.502	.701	71.6	.418	6.6
1992	Dean Smith	23-10	9-7	(3)	2-1	12-2	NCAA 2-1	18	15	2	0	1	83.5	.500	.716	75.6	.434	4.4
1993	**Dean Smith**	**34-4**	**14-2**	**(1)**	**2-1**	**21-1**	**NCAA Champ**	**4**	**2**	**2**	**1**	**1**	**86.1**	**.506**	**.706**	**68.3**	**.431**	**8.9**
1994	Dean Smith	28-7	11-5	(2)	3-0	17-2	NCAA 1-1	1	2	2	1	1	85.6	.499	.665	72.4	.395	8.4
1995	Dean Smith	28-6	12-4	(T1)	2-1	14-1	NCAA 4-1	4	5	3	2	2	84.4	.508	.678	74.0	.413	1.7
1996	Dean Smith	21-11	10-6	(3)	0-1	11-4	NCAA 1-1	25	24	3	0	1	77.6	.492	.670	71.0	.412	6.2
1997	Dean Smith	28-7	11-5	(T2)	3-0	10-1	NCAA 4-1	4	5	4	1	1	77.4	.479	.680	66.7	.403	9.4
1998	Bill Guthridge	34-4	13-3	(2)	3-0	18-1	NCAA 4-1	1	1	4	3	3	81.9	.518	.711	65.6	.384	7.5
1999	Bill Guthridge	24-10	10-6	(3)	2-1	12-3	NCAA 0-1	13	13	2	1	0	71.4	.471	.718	64.9	.393	8.9
2000	Bill Guthridge	22-14	9-7	(T3)	0-1	13-6	NCAA 4-1	-	-	3	0	0	75.4	.491	.700	70.2	.408	4.1
2001	Matt Doherty	26-7	13-3	(T1)	2-1	11-3	NCAA 1-1	6	5	3	1	2	79.1	.479	.670	70.9	.391	4.1
2002	Matt Doherty	8-20	4-12	(T7)	0-1	4-7	-	-	-	1	0	0	72.2	.439	.690	78.9	.452	-2.7
2003	Matt Doherty	19-16	6-10	(T6)	1-1	12-5	NIT 2-1	-	-	1	0	0	72.1	.436	.663	71.2	.437	-4.3
2004	Roy Williams	19-11	8-8	(5)	0-1	11-2	NCAA 1-1	18	20	3	2	0	82.1	.458	.688	74.8	.444	4.3
2005	**Roy Williams**	**33-4**	**14-2**	**(1)**	**1-1**	**18-1**	**NCAA Champ**	**2**	**3**	**4**	**2**	**4**	**88.0**	**.499**	**.725**	**70.3**	**.401**	**7.5**
2006	Roy Williams	23-8	12-4	(2)	1-1	10-3	NCAA 1-1	10	12	3	1	1	79.4	.477	.708	68.6	.411	8.1
2007	Roy Williams	31-7	11-5	(T1)	3-0	20-2	NCAA 3-1	4	5	2	1	2	85.7	.499	.712	68.6	.416	8.5
2008	Roy Williams	36-3	14-2	(1)	3-0	19-1	NCAA 4-1	1	3	2	1	0	88.6	.488	.757	72.5	.426	11.0
2009	**Roy Williams**	**34-4**	**13-3**	**(1)**	**1-1**	**20-0**	**NCAA Champ**	**2**	**1**	**3**	**2**	**4**	**89.8**	**.480**	**.752**	**72.0**	**.410**	**6.3**
2010	Roy Williams	20-17	5-11	(T9)	0-1	15-5	NIT 4-1	-	-	0	0	1	74.5	.442	.653	71.9	.412	5.3
2011	Roy Williams	29-8	14-2	(1)	2-1	13-5	NCAA 3-1	7	7	4	0	0	77.5	.450	.672	68.8	.405	6.4
2012	Roy Williams	32-6	14-2	(1)	3-1	15-3	NCAA 3-1	4	6	4	4	4	81.3	.459	.682	67.1	.394	10.4
2013	Roy Williams	25-11	12-6	(3)	2-1	11-4	NCAA 1-1	-	-	2	0	1	76.7	.441	.675	69.2	.423	1.6
2014	Roy Williams	24-10	13-5	(T3)	0-1	11-4	NCAA 1-1	19	21	2	1	0	76.6	.463	.626	69.8	.416	5.0
2015	Roy Williams	26-12	11-7	(5)	3-1	15-5	NCAA 2-1	17	12	2	2	1	77.7	.476	.702	68.8	.398	7.7
2016	Roy Williams	33-7	14-4	(1)	3-0	15-3	NCAA 5-1	3	2	1	1	2	82.8	.482	.747	70.0	.416	8.6
2017	**Roy Williams**	**33-7**	**14-4**	**(1)**	**1-1**	**18-2**	**NCAA Champ**	**5**	**1**	**2**	**1**	**2**	**84.4**	**.466**	**.701**	**70.6**	**.413**	**12.3**
2018	Roy Williams	26-11	11-7	(3)	3-1	12-3	NCAA 1-1	10	14	2	2	0	81.6	.457	.743	73.3	.423	9.6
2019	Roy Williams	29-7	16-2	(T1)	1-1	12-4	NCAA 2-1	3	9	3	2	3	85.8	.464	.743	73.2	.416	10.4
2020	Roy Williams	14-19	6-14	(T13)	1-1	8-5	-	-	-	2	0	1	72.2	.426	.682	72.8	.422	7.6
2021	Roy Williams	18-11	10-6	(T5)	2-1	7-5	NCAA 0-1	-	-	1	0	1	75.2	.439	.668	69.9	.424	5.3
2022	Hubert Davis	29-10	15-5	(T2)	1-1	14-5	NCAA 5-1	-	2	1	0	0	77.9	.447	.764	71.3	.425	+8.5

2022-23 SCHEDULE

Date	Opponent	TV	Time
11/7	Austin Peay	ACCNX	8 PM
11/11	Campbell	ACCNX	7 PM
11/15	FIU	RSN	9 PM
11/19	Elon	ACCNX	TBD
11/23	vs Kansas[1]	ESPN	Noon
11/24	vs Dayton/Wisconsin[1]	TBA	TBA
11/25	vs TBD[1]	TBA	TBA
11/29	William and Mary	ACCNX	7 PM
12/2	Pitt	ACCN	7 PM
12/6	Coppin State	RSN	7 PM
12/10	at Miami	RSN	2 PM
12/13	Furman	ACCN	6:30 PM
12/17	vs Vanderbilt[2]	CBSSN	10:30 PM
12/22	Louisville	ACCN	7 PM
12/30	at Clemson	ACCN	TBA
1/4	Duke	ACCN	7 PM
1/7	at Virginia Tech	RSN	7:30 PM
1/14	Miami	RSN	Noon
1/17	at Georgia Tech	ACCN	7 PM
1/21	at North Carolina	ACCN	5 PM
1/24	Notre Dame	ACCN	7 PM
1/28	at Wake Forest	ACCN	1 PM
2/1	Florida State	ACCN	9 PM
2/4	Georgia Tech	ACCN	1 PM
2/7	at Virginia	ACCN	9 PM
2/11	at Boston College	RSN	Noon
2/14	at Syracuse	ACCN	7 PM
2/19	North Carolina	ESPN	1 PM
2/22	Wake Forest	RSN	9 PM
2/25	Clemson	RSN	Noon
2/28	at Duke	ESPN/2	7 PM

[1]Bad Boy Mowers Battle 4 Atlantis, Paradise Island, Bahamas
[2]Legends of Basketball Showcase, Chicago, Ill.

Schedule as of Oct. 31, 2022

QUICK FACTS

Location: Raleigh, North Carolina
Founded: 1887
Enrollment: 35,479
Colors: Red & White
President: Dr. Randy Woodson
Athletics Director: Boo Corrigan
Arena: PNC Arena (19,700)

MEDIA SERVICES
Men's Basketball Contact: Craig Hammel
Cell Phone: 317-292-0858
E-mail: cwhamme2@ncsu.edu
Website: GoPack.com
Twitter: @PackMensBball

2022-23 ROSTER

No.	Player	Ht.	Wt.	Pos.	Cl.	Hometown/High School/Previous School
0	Terquavion Smith	6-4	165	G	So.	Greenville, N.C./Farmville Central
1	Jarkel Joiner	6-1	180	G	Gr.	Oxford, Miss./Oxford
4	LJ Thomas	6-2	205	G	Fr.	Plant City, Fla./Bull Durham Prep (N.C.)
5	Jack Clark	6-8	200	G	Gr.	Cheltenham, Pa./Cheltenham
10	Breon Pass	6-0	175	G	So.	Reidsville, N.C./Reidsville
11	Dusan Mahorcic	6-10	235	F	Gr.	Belgrade, Serbia/Notre Dame College Prep (Ill.)
12	Chase Graham	6-1	180	G	Sr.	Raleigh, N.C./Athens Drive
13	KJ Keatts	5-10	155	G	Fr.	Cary, N.C./Grace Christian School
14	Casey Morsell	6-3	200	G	Sr.	Ft. Washington, Md./St. John's College/Virginia
20	Alex Nunnally	6-2	180	G	So.	Cary, N.C./Cary Academy
21	Ebenezer Dowuona	6-11	225	F	Jr.	Accra, Ghana/The Heritage School (Ga.)
22	Jordan Snell	6-2	165	G	Fr.	Cary, N.C./Panther Creek
23	Greg Gantt	6-8	210	F	R-Jr.	Fayetteville, N.C./Trinity Christian School
24	Ernest Ross	6-9	195	F	So.	Alachua, Fla./Santa Fe
30	DJ Burns	6-9	275	F	Gr.	Rock Hill, S.C./York Preparatory Academy

Head Coach: Kevin Keatts (Marshall '11)
Assistant Coach: Levi Watkins (NC State '05)
Assistant Coach: Kareem Richardson (Evansville '97)
Assistant Coach: Joel Justus (UNC Wilmington '04)

2021-22 FINAL STATISTICS (11-21,4-16/15TH ACC)

#	PLAYER	GP-GS	MIN	AVG	TOTAL FG-FGA	FG%	3-POINT 3FG-FGA	3FG%	F-THROW FT-FTA	FT%	REBOUNDS OFF	DEF	TOT	AVG	PF	DQ	A	TO	BLK	STL	PTS	AVG
1	SEABRON, Dereon	32-32	1148:00	35.9	200-407	.491	11-43	.256	144-202	.713	85	176	261	8.2	50	0	102	78	4	44	555	17.3
	ACC-Only	20-20	696:32	34.8	114-238	.479	8-23	.348	83-117	.709	43	91	134	6.7	28	0	61	46	2	21	319	16.0
0	SMITH, Terquavion	32-25	1010:39	31.6	182-457	.398	96-260	.369	60-86	.698	30	102	132	4.1	69	1	67	54	15	42	520	16.3
	ACC-Only	20-20	657:35	32.9	128-309	.414	73-182	.401	36-50	.720	22	67	89	4.5	46	1	41	35	12	31	365	18.3
4	HELLEMS, Jericole	32-32	1094:08	34.2	139-357	.389	73-187	.390	86-102	.843	29	117	146	4.6	111	5	43	59	17	36	437	13.7
	ACC-Only	20-20	676:59	33.8	88-225	.391	48-127	.378	45-50	.900	19	72	91	4.6	63	1	28	35	11	20	269	13.5
14	MORSELL, Casey	30-20	726:05	24.2	72-204	.353	35-100	.350	37-56	.661	32	75	107	3.6	54	1	23	19	2	32	216	7.2
	ACC-Only	19-12	427:08	22.5	40-115	.348	22-58	.379	12-17	.706	19	38	57	3.0	31	1	15	9	0	23	114	6.0
3	HAYES, Cam	32-13	674:28	21.1	80-239	.335	25-100	.250	38-49	.776	8	66	74	2.3	45	1	67	45	4	25	223	7.0
	ACC-Only	20-2	376:38	18.8	38-122	.311	13-53	.245	12-19	.632	4	38	42	2.1	25	0	33	33	1	15	101	5.1
21	DOWUONA, Ebenezer	31-27	752:18	24.3	52-93	.559	0-0	.000	24-36	.667	63	63	126	4.1	98	7	6	15	54	12	128	4.1
	ACC-Only	19-16	442:51	23.3	32-60	.533	0-0	.000	15-21	.714	35	28	63	3.3	62	5	6	11	24	4	79	4.2
5	ALLEN, Thomas	26-6	375:57	14.5	37-103	.359	19-57	.333	7-10	.700	9	22	31	1.2	19	0	29	6	2	17	100	3.8
	ACC-Only	17-6	272:57	16.1	31-85	.365	16-47	.340	4-4	1.000	7	16	23	1.4	17	0	25	5	1	11	82	4.8
11	GIBSON, Jaylon	29-4	414:48	14.3	35-63	.556	0-0	.000	8-16	.500	42	37	79	2.7	36	1	9	17	13	8	78	2.7
	ACC-Only	17-4	256:48	15.1	21-36	.583	0-0	.000	3-5	.600	25	22	47	2.8	21	1	5	11	8	4	45	2.6
10	PASS, Breon	25-0	224:09	9.0	18-50	.360	8-28	.286	12-14	.857	5	29	34	1.4	28	0	16	12	1	5	56	2.2
	ACC-Only	15-0	133:19	8.9	10-24	.417	6-14	.429	7-8	.875	5	17	22	1.5	18	0	12	5	0	2	33	2.2
24	ROSS, Ernest	14-0	100:16	7.2	9-19	.474	0-4	.000	5-10	.500	11	12	23	1.6	15	0	0	5	6	3	23	1.6
	ACC-Only	5-0	51:23	10.3	6-8	.750	0-0	.000	1-4	.250	2	6	8	1.6	7	0	0	1	3	2	13	2.6
15	BATES, Manny	1-1	00:57	1.0	0-0	.000	0-0	.000	0-0	.000	0	0	0	0.0	0	0	0	0	0	0	0	0.0
	ACC-Only	0-0	0:00	0.0	0-0	.000	0-0	.000	0-0	.000	0	0	0	0.0	0	0	0	0	0	0	0	0.0
12	GRAHAM, Chase	7-0	07:32	1.1	0-5	.000	0-4	.000	0-0	.000	0	0	0	0.0	2	0	0	2	0	1	0	0.0
	ACC-Only	4-0	04:40	1.2	0-4	.000	0-3	.000	0-0	.000	0	0	0	0.0	2	0	0	2	0	0	0	0.0
20	NUNNALLY, Alex	6-0	05:42	0.9	0-0	.000	0-0	.000	0-0	.000	0	0	0	0.0	0	0	0	0	0	0	0	0.0
	ACC-Only	3-0	03:09	1.1	0-0	.000	0-0	.000	0-0	.000	0	0	0	0.0	0	0	0	0	0	0	0	0.0
	Total	**32**	**6535**		**824-1997**	**.413**	**267-783**	**.341**	**421-581**	**.725**	**377**	**738**	**1115**	**34.8**	**527**	**16**	**362**	**322**	**118**	**225**	**2336**	**73.0**
	ACC-Only	**20**	**4000**		**508-1226**	**.414**	**186-507**	**.367**	**218-295**	**.739**	**221**	**420**	**641**	**32.1**	**320**	**9**	**226**	**200**	**62**	**133**	**1420**	**71.0**
	Opponents	**32**	**6535**		**887-1879**	**.472**	**234-652**	**.359**	**411-553**	**.743**	**333**	**872**	**1205**	**37.7**	**537**	**9**	**474**	**407**	**134**	**180**	**2419**	**75.6**
	ACC-Only	**20**	**4000**		**559-1128**	**.496**	**154-394**	**.391**	**259-343**	**.755**	**198**	**535**	**733**	**36.7**	**297**	**2**	**305**	**248**	**86**	**122**	**1531**	**76.6**

							NC STATE						OPPONENTS							
Date	Opponent	ST AP	ST USA	Opp AP	Opp USA	W/L	Score	FG	FG%	3-Pt FG	3-Pt FG%	FT	FT%	FG	FG%	3-Pt FG	3-Pt FG%	FT	FT%	Reb Mar	TO ST/Opp
11/9	Bucknell					W	88-70	33-72	.458	7-25	.280	15-20	.750	29-63	.460	9-31	.290	3-4	.750	+11	8/17
11/13	Colgate					W	77-74	28-57	.491	4-15	.267	17-21	.810	25-55	.455	12-28	.429	12-15	.800	+2	6/11
11/16	vs. Central Connecticut[1]					W	79-65	27-60	.450	11-23	.478	14-23	.609	22-55	.400	9-24	.375	12-19	.632	+5	11/14
11/17	vs. Oklahoma State[1]					L	68-74	17-56	.304	5-20	.250	29-35	.829	24-62	.387	2-13	.154	24-31	.774	-5	17/12
11/21	Texas Southern					W	65-57	22-55	.400	4-21	.190	17-29	.586	20-65	.308	6-13	.462	11-20	.550	-7	9/14
11/27	Louisiana Tech					W	90-81	32-62	.516	11-23	.478	15-19	.789	30-59	.508	6-18	.333	15-18	.833	-8	6/14
12/1	Nebraska[2]					W 4OT	104-100	33-90	.367	6-35	.171	32-43	.744	40-96	.417	9-37	.243	11-15	.733	+21	20/16
12/4	Louisville					L	68-73	24-60	.400	8-28	.286	12-18	.667	25-60	.417	11-28	.393	12-15	.800	-16	13/6
12/9	Bethune-Cookman					W	65-48	24-68	.400	7-23	.304	10-16	.625	21-58	.362	2-13	.154	4-6	.667	0	9/14
12/12	vs. Purdue[3]			1	1	L OT	72-82	26-62	.419	8-21	.381	12-15	.800	30-60	.500	5-21	.238	17-25	.680	-13	13/14
12/17	vs. Richmond[4]					L	74-83	23-61	.377	7-22	.318	21-34	.618	31-59	.525	7-19	.368	14-18	.778	+4	7/10
12/21	Wright State					L	70-84	29-73	.397	7-25	.280	5-9	.556	31-59	.525	7-18	.389	15-16	.938	-3	9/13
12/29	at Miami					L	83-91	30-72	.417	8-27	.296	15-19	.789	31-56	.554	10-19	.526	19-26	.731	+9	7/9
1/1	Florida State					L	81-83	28-54	.519	12-27	.444	13-19	.684	29-57	.509	6-15	.400	19-26	.731	-10	15/15
1/4	at Virginia Tech					W	68-63	26-59	.441	9-24	.375	7-9	.778	23-53	.434	8-23	.348	9-11	.818	+10	9/10
1/8	Clemson					L	65-70	19-60	.317	9-28	.321	18-23	.783	28-57	.491	3-10	.300	11-13	.846	0	15/16
1/12	at Louisville					W	79-63	32-57	.561	12-25	.480	3-6	.500	23-50	.460	6-14	.429	11-18	.611	-4	8/14
1/15	at Duke			8	8	L	73-88	31-75	.413	5-19	.263	6-10	.600	35-60	.583	4-13	.308	14-24	.583	0	11/12
1/19	Virginia Tech					L	59-62	23-56	.411	8-26	.308	5-9	.556	26-53	.491	7-24	.292	3-4	.750	-11	9/17
1/22	Virginia					W	77-63	30-50	.600	12-22	.545	5-6	.833	23-55	.418	10-17	.588	7-9	.778	-3	9/10
1/26	at Notre Dame					L	65-73	26-61	.426	6-19	.316	7-12	.583	22-57	.386	11-28	.393	18-24	.750	-3	13/11
1/29	at North Carolina					L	80-100	26-67	.388	10-25	.400	18-21	.857	34-62	.548	15-27	.556	17-24	.708	-7	10/12
2/2	Syracuse					L	82-89	29-67	.433	16-39	.410	8-8	1.000	32-54	.593	11-19	.579	14-18	.778	-3	7/11
2/5	Notre Dame					L	57-69	20-67	.299	7-24	.292	10-14	.714	27-51	.529	6-17	.353	9-11	.818	-4	7/14
2/9	Wake Forest			rv	25	L	51-69	19-59	.322	3-22	.136	10-15	.667	27-50	.540	9-21	.429	6-13	.462	+1	12/12
2/12	at Pitt					L	69-71	23-58	.397	9-24	.375	14-16	.875	22-55	.400	4-14	.286	23-25	.920	-20	9/14
2/15	at Georgia Tech					W	76-61	26-62	.419	11-29	.379	13-18	.722	24-64	.375	5-22	.227	8-11	.727	+9	13/11
2/23	Boston College					L	61-69	23-54	.426	9-22	.409	6-8	.750	28-52	.538	5-15	.333	8-12	.667	+2	17/13
2/26	North Carolina					L	74-84	25-66	.379	9-27	.333	15-17	.882	29-56	.518	5-19	.263	21-23	.913	-21	7/16
3/2	at Wake Forest					L	76-101	25-62	.403	12-25	.480	14-21	.667	39-64	.609	10-27	.370	13-15	.867	-15	8/10
3/5	at Florida State					L	76-89	23-59	.390	11-25	.440	19-26	.731	32-62	.516	8-22	.364	17-21	.810	-7	8/8
3/8	vs. Clemson[5]					L	64-70	22-63	.349	4-23	.174	16-22	.727	25-60	.417	6-23	.261	14-23	.609	-5	7/10

[1]Hall of Fame Showcase, Uncasville, Conn.; [2]Big Ten/ACC Challenge' [3]Basketball Hall of Fame Invitational, Brooklyn, N.Y.; [4]Hall of Fame Shootout, Charlotte, N.C.; [5]ACC Tournament, Brooklyn, N.Y.

KEVIN KEATTS

Head Coach
Sixth Season at NC State
Marshall '11

■ Keatts guided NC State to three postseason appearances (2018 NCAA, 2019 and 2021 NIT). The Wolfpack also was on track for a postseason bid in 2020 before the season was halted due to the COVID-19 pandemic.

■ Keatts has an overall record of 90-68. He guided NC State to a 39-34 ACC record in his first four seasons in Raleigh, becoming just the second coach in the last 40 years to lead NC State to four consecutive seasons of .500 or better play in the ACC.

■ In 2018-19, NC State won 24 games, its most wins since the 2012-13 season, as the Pack advanced to the quarterfinals of the NIT.

■ He joined the Wolfpack in 2017 after three seasons as head coach of UNC Wilmington, where he compiled a record of 72-28 (.720) and a 41-13 (.759) mark in Colonial Athletic Association competition.

■ Keatts led the Seahawks to postseason play all three years he was at UNC Wilmington after taking over a program without a postseason berth in the previous eight seasons.

KEVIN KEATTS YEAR BY YEAR

Year	School	Conf.	Overall	Conf. W-L	Conf. Finish	Post-Season
2014-15	UNC Wilmington	CAA	18-14	12-6	1st	CIT 0-1
2015-16	UNC Wilmington	CAA	25-8	14-4	1st	NCAA 0-1
2016-17	UNC Wilmington	CAA	29-6	15-3	1st	NCAA 0-1
2017-18	NC State	ACC	21-12	11-7	t3rd	NCAA 0-1
2018-19	NC State	ACC	24-12	9-9	t8th	NIT 2-1
2019-20	NC State	ACC	20-12	10-10	t6th	n/a (COVID-19)
2020-21	NC State	ACC	14-11	9-8	9th	NIT 1-1
2021-22	NC State	ACC	11-21	4-16	15th	-

KEATTS CAREER TOTALS

School	Years		Overall W-L	Overall Pct.	Conf. Games W-L	Conf. Games Pct.	ACC Tournament W-L	ACC Tournament Pct.	NCAA Tournament W-L	NCAA Tournament Pct.	NIT/CIT Games W-L	NIT/CIT Games Pct.
UNC Wilmington	(3)	2015-17	72-28	.720	41-13	.759	-	-	0-2	.000	0-1	.000
NC State	(5)	2018-22	90-68	.570	43-50	.462	2-4	.333	0-1	.000	3-2	.600
Totals	**(8)**	**2015-22**	**162-96**	**.628**	**84-63**	**.571**	**2-4**	**.333**	**0-3**	**.000**	**3-3**	**.500**

NC STATE COACHING RECORDS

Career Records			Years	W	L	Pct.
1.	Piggy Hargrove	(2)	1911-1912	1	7	.125
2.	E.D. Sandborn	(2)	1913,1916	6	12	.333
3.	John Hagarty	(1)	1914	5	8	.462
4.	H.S. Tucker	(1)	1915	5	5	.500
5.	Harry Hartsell	(4)	1917-1918	33	31	.516
			1922-1923			
6.	Tal Safford	(1)	1919	11	3	.786
7.	Richard Crozier	(3)	1920-21, '24	24	35	.408
8.	Gus Tebell	(6)	1925-1930	78	35	.660
9.	R.R. Sermon	(10)	1931-1940	111	74	.577
10.	Bob Warren	(2)	1941-1942	21	16	.568
11.	Leroy Jay	(4)	1943-1946	28	45	.384
12.	Everett Case	(18)	1947-1964	377	134	.738
13.	Press Maravich	(2)	1965-1966	38	13	.745
14.	Norman Sloan	(14)	1967-1980	266	127	.677
15.	Jim Valvano	(10)	1981-1990	209	114	.647
16.	Les Robinson	(6)	1991-1996	78	98	.443
17.	Herb Sendek	(10)	1997-2006	191	132	.591
18.	Sidney Lowe	(5)	2007-2011	86	78	.524
19.	Mark Gottfried	(6)	2012-2017	123	85	.610
20.	Kevin Keatts	(5)	2018-2022	90	68	.570

ACC Games Only			Years	W	L	Pct.
1.	Press Maravich	(2)	1965-1966	19	9	.679
2.	Everett Case	(11)	1954-1964	89	59	.601
3.	Norman Sloan	(14)	1967-1980	103	77	.573
4.	Jim Valvano	(10)	1981-1990	71	69	.507
5.	Kevin Keatts	(5)	2018-2022	43	50	.462
6.	Mark Gottfried	(6)	2012-2017	48	58	.453
7.	Herb Sendek	(10)	1997-2006	72	88	.450
8.	Sidney Lowe	(5)	2007-2011	25	55	.313
9.	Les Robinson	(6)	1991-1996	28	66	.298

ACC Tournament			Years	W	L	Pct.
1.	Press Maravich	(2)	1965-1966	5	1	.833
2.	Everett Case	(11)	1954-1964	15	7	.682
3.	Herb Sendek	(10)	1997-2006	13	10	.565
4.	Norman Sloan	(14)	1967-1980	14	11	.560
5.	Mark Gottfried	(6)	2012-2017	7	6	.538
6.	Jim Valvano	(10)	1981-1990	9	8	.529
7.	Sidney Lowe	(5)	2007-2011	5	5	.500
8.	Kevin Keatts	(5)	2018-2022	2	4	.333
9.	Les Robinson	(6)	1991-1996	2	6	.250

NCAA Tournament		No.	W	L	Pct.
1.	Norman Sloan	(3)	5	2	.714
2.	Jim Valvano	(7)	14	6	.700
3.	Mark Gottfried	(4)	5	4	.556
4.	Everett Case	(5)	6	6	.500
	Herb Sendek	(5)	5	5	.500
	Press Maravich	(1)	1	1	.500
	Les Robinson	(1)	1	1	.500
8.	Kevin Keatts	(1)	0	1	.000

NIT		No.	W	L	Pct.
1.	Norman Sloan	(2)	5	2	.714
2.	Kevin Keatts	(2)	3	2	.600
	Sidney Lowe	(2)	3	2	.600
4.	Herb Sendek	(4)	6	5	.545
5.	Everett Case	(3)	2	3	.400
6.	Jim Valvano	(1)	0	1	.000

Year	Head Coach	Overall	ACC	Finish	ACC Trn.	Non Conf.	Post-Season	Final AP	Final Coach	All-ACC	All-Am.	NBA Draft	PPG Offense	FG%	FT%	PPG Defense	Opp. FG%	Reb. Mar.
1954	Everett Case	28-7	5-3	(4)	3-0	18-3	NCAA 2-1	-	14	2	0	1	80.2	.348	.696	68.1	.353	14.0
1955	Everett Case	28-4	12-2	(1)	3-0	12-2	-	4	6	2	1	1	88.7	.385	.715	76.5	.359	19.3
1956	Everett Case	24-4	11-3	(T1)	3-0	8-1	NCAA 0-1	2	2	2	2	2	82.8	.406	.735	70.5	.330	18.1
1957	Everett Case	15-11	7-7	(T4)	0-1	7-2	-	-	-	1	0	3	75.7	.438	.673	74.3	.380	13.2
1958	Everett Case	18-6	10-4	(T2)	1-1	6-0	-	20	16	2	0	0	66.9	.431	.658	61.5	.360	9.4
1959	Everett Case	22-4	12-2	(T1)	3-0	7-2	-	6	5	3	2	2	68.3	.396	.668	61.3	.370	8.5
1960	Everett Case	11-15	5-9	(6)	1-1	5-5	-	-	-	1	0	0	60.3	.397	.667	60.1	.350	5.6
1961	Everett Case	16-9	8-6	(4)	0-1	6-2	-	-	-	1	0	1	77.2	.429	.689	72.3	.400	7.8
1962	Everett Case	11-6	10-4	(3)	0-1	1-1	-	-	-	2	0	0	71.4	.443	.626	66.9	.412	4.6
1963	Everett Case	10-11	5-9	(T4)	1-1	4-1	-	-	-	1	0	1	69.5	.475	.700	68.5	.410	3.4
1964	Everett Case	8-11	4-10	(T7)	0-1	4-0	-	-	-	0	0	0	59.3	.465	.688	63.9	.433	-2.5
1965	Press Maravich	21-5	10-4	(T2)	3-0	8-1	NCAA 1-1	-	12	1	0	0	76.7	.477	.673	68.6	.445	0.5
1966	Press Maravich	18-9	9-5	(2)	2-1	7-3	-	-	-	2	0	0	81.2	.476	.712	73.8	.450	-7.5
1967	Norman Sloan	7-19	2-12	(8)	0-1	5-7	-	-	-	0	0	1	64.4	.413	.668	69.2	.422	0.2
1968	Norman Sloan	16-10	9-5	(T3)	2-1	5-4	-	-	-	1	0	1	70.8	.460	.661	65.7	.390	-5.6
1969	Norman Sloan	15-10	8-6	(T3)	0-1	6-3	-	-	-	1	0	0	71.5	.474	.716	69.3	.426	2.4
1970	Norman Sloan	23-7	9-5	(T2)	3-0	11-2	NCAA 0-1	10	12	3	0	2	83.7	.477	.687	71.7	.409	4.1
1971	Norman Sloan	13-14	5-9	(T6)	1-1	5-4	-	-	-	1	0	0	76.5	.449	.703	77.5	.443	-1.4
1972	Norman Sloan	16-10	6-6	(T4)	0-1	9-2	-	-	-	1	0	0	78.5	.482	.676	72.3	.421	4.0
1973	Norman Sloan	27-0	12-0	(1)	2-0	11-0	-	2	2	2	2	2	92.9	.519	.715	71.1	.437	7.5
1974	**Norman Sloan**	**30-1**	**12-0**	**(1)**	**2-0**	**14-1**	**NCAA Champ**	**1**	**1**	**3**	**3**	**1**	**91.4**	**.499**	**.708**	**74.7**	**.435**	**6.5**
1975	Norman Sloan	22-6	8-4	(T2)	2-1	11-0	-	7	9	1	1	3	92.7	.508	.708	77.9	.468	4.5
1976	Norman Sloan	21-9	7-5	(T2)	0-1	13-2	NIT 3-1	-	-	1	1	1	87.4	.496	.720	81.4	.476	5.0
1977	Norman Sloan	17-11	6-6	(5)	1-1	10-2	-	-	-	1	1	1	78.9	.490	.634	70.8	.474	4.7
1978	Norman Sloan	21-10	7-5	(3)	0-1	13-3	NIT 3-1	-	-	2	0	0	82.4	.483	.674	75.2	.469	5.8
1979	Norman Sloan	18-12	3-9	(6)	1-1	13-1	-	-	-	1	0	3	78.5	.494	.701	70.0	.457	4.3
1980	Norman Sloan	20-8	9-5	(T2)	0-1	10-1	NCAA 0-1	-	-	1	1	2	69.5	.499	.679	61.4	.459	0.9
1981	Jim Valvano	14-13	4-10	(7)	0-1	9-1	-	-	-	1	0	3	66.2	.497	.707	63.1	.473	3.0
1982	Jim Valvano	22-10	7-7	(4)	1-1	14-2	NCAA 0-1	-	-	2	0	1	57.5	.521	.713	49.1	.419	3.3
1983	**Jim Valvano**	**26-10**	**8-6**	**(T3)**	**3-0**	**14-4**	**NCAA Champ**	**16**	**14**	**2**	**0**	**3**	**74.2**	**.472**	**.689**	**67.6**	**.450**	**0.7**
1984	Jim Valvano	19-14	4-10	(7)	0-1	15-3	NIT 0-1	-	-	1	1	0	70.6	.462	.708	67.1	.469	5.5
1985	Jim Valvano	23-10	9-5	(T1)	1-1	13-4	NCAA 3-1	16	18	1	0	3	73.3	.497	.674	73.3	.497	0.0
1986	Jim Valvano	21-13	7-7	(4)	0-1	14-5	NCAA 3-1	-	-	1	0	3	70.6	.495	.690	63.2	.448	2.0
1987	Jim Valvano	20-15	6-8	(6)	3-0	11-7	NCAA 0-1	-	-	0	0	2	77.5	.479	.703	74.8	.481	1.9
1988	Jim Valvano	24-8	10-4	(2)	1-1	13-3	NCAA 0-1	14	13	2	0	2	83.0	.514	.709	71.8	.474	1.5
1989	Jim Valvano	22-9	10-4	(1)	0-1	12-4	NCAA 2-1	19	18	3	0	1	84.5	.501	.700	74.0	.459	0.5
1990	Jim Valvano	18-12	6-8	(T4)	0-1	12-3	-	-	-	1	0	0	82.3	.472	.713	75.1	.483	-0.7
1991	Les Robinson	20-11	8-6	(T3)	1-1	11-4	NCAA 1-1	-	24	3	2	2	98.3	.486	.762	83.5	.488	1.1
1992	Les Robinson	12-18	6-10	(7)	0-1	6-7	-	-	-	2	1	1	77.2	.462	.628	81.2	.490	0.0
1993	Les Robinson	8-19	2-14	(T8)	0-1	6-4	-	-	-	1	0	1	68.0	.432	.629	76.7	.495	0.4
1994	Les Robinson	11-19	5-11	(9)	0-1	6-8	-	-	-	1	0	0	69.1	.411	.652	74.6	.463	0.0
1995	Les Robinson	12-15	4-12	(8)	0-1	8-2	-	-	-	1	0	0	76.0	.421	.731	71.8	.458	0.6
1996	Les Robinson	15-16	3-13	(9)	1-1	11-2	-	-	-	1	0	1	81.2	.435	.735	74.8	.439	2.4
1997	Herb Sendek	17-15	4-12	(8)	3-1	9-1	NIT 1-1	-	-	1	0	0	59.8	.429	.649	54.7	.418	-1.8
1998	Herb Sendek	17-15	5-11	(8)	1-1	11-3	NIT 1-1	-	-	1	0	0	64.4	.436	.716	62.1	.446	-2.6
1999	Herb Sendek	19-14	6-10	(T5)	1-1	12-3	NIT 1-1	-	-	0	0	0	71.6	.454	.678	65.7	.444	5.9
2000	Herb Sendek	20-14	6-10	(T6)	1-1	13-2	NIT 3-2	-	-	0	0	0	69.0	.428	.657	63.6	.417	1.4
2001	Herb Sendek	13-16	5-11	(7)	0-1	8-4	-	-	-	0	0	0	73.8	.439	.673	72.3	.440	2.7
2002	Herb Sendek	23-11	9-7	(T3)	2-1	12-3	NCAA 1-1	-	25	1	0	0	75.4	.452	.755	67.8	.442	-0.2
2003	Herb Sendek	18-13	9-7	(4)	2-1	7-5	NCAA 0-1	-	-	1	0	0	72.5	.456	.770	68.3	.440	-0.3
2004	Herb Sendek	21-10	11-5	(2)	1-1	9-4	NCAA 1-1	15	17	2	1	0	72.9	.450	.799	65.1	.422	0.6
2005	Herb Sendek	21-14	7-9	(T6)	2-1	12-4	NCAA 2-1	-	-	1	0	1	73.1	.455	.705	66.1	.432	-2.3
2006	Herb Sendek	22-10	10-6	(4)	0-1	12-3	NCAA 1-1	-	-	1	0	1	74.5	.465	.751	67.4	.413	-3.0
2007	Sidney Lowe	20-16	5-11	(T10)	3-1	15-5	NIT 2-1	-	-	1	0	0	71.7	.491	.728	71.5	.441	-1.4
2008	Sidney Lowe	15-16	4-12	(T11)	0-1	11-3	-	-	-	0	0	1	67.3	.455	.719	69.7	.424	-2.4
2009	Sidney Lowe	16-14	6-10	(10)	0-1	10-3	-	-	-	0	0	0	73.0	.475	.717	69.6	.432	3.4
2010	Sidney Lowe	20-16	5-11	(T9)	2-1	13-4	NIT 1-1	-	-	1	0	0	66.6	.434	.679	64.5	.423	-0.6
2011	Sidney Lowe	15-16	5-11	(T10)	0-1	10-4	-	-	-	0	0	0	70.7	.439	.694	70.5	.424	0.5
2012	Mark Gottfried	24-13	9-7	(T4)	2-1	13-5	NCAA 2-1	-	20	2	0	0	72.9	.458	.704	67.6	.415	4.3
2013	Mark Gottfried	24-11	11-7	(4)	1-1	12-3	NCAA 0-1	-	-	2	0	1	77.4	.496	.681	70.2	.420	4.2
2014	Mark Gottfried	22-14	9-9	(T7)	2-1	11-4	NCAA 1-1	-	-	1	1	1	71.1	.461	.657	69.6	.426	-0.8
2015	Mark Gottfried	22-14	10-8	(T6)	1-1	12-6	NCAA 2-1	-	24	1	0	0	70.1	.436	.686	65.8	.403	-0.8
2016	Mark Gottfried	16-17	5-13	(13)	1-1	10-3	-	-	-	1	0	0	75.2	.433	.699	74.4	.438	4.0
2017	Mark Gottfried	15-17	4-14	(T13)	0-1	11-2	-	-	-	1	0	1	77.6	.468	.700	79.6	.450	0.2
2018	Kevin Keatts	21-12	11-7	(T3)	0-1	10-4	NCAA 0-1	-	-	1	0	0	81.3	.470	.696	75.1	.465	0.4
2019	Kevin Keatts	24-12	9-9	(T8)	1-1	14-2	NIT 2-1	-	-	0	0	0	80.1	.458	.707	71.3	.441	4.3
2020	Kevin Keatts	20-12	10-10	(T6)	1-0	10-2	n/a^	-	-	1	0	0	74.6	.452	.710	69.7	.426	-1.3
2021	Kevin Keatts	14-11	9-8	(9)	0-1	5-3	NIT 1-1	-	-	0	0	0	72.8	.471	.702	69.7	.452	3.1
2022	Kevin Keatts	11-21	4-16	(15)	0-1	7-5	-	-	-	1	0	0	73.0	.413	..725	75.6	.472	-2.8

^postseason canceled due to COVID-19 pandemic

2022-23 SCHEDULE

Date	Opponent	TV	Time
11/10	Radford	ACCN	8 PM
11/13	Youngstown State	RSN	4 PM
11/16	Southern Indiana	ACCN	8 PM
11/18	Lipscomb	ACCNX	7 PM
11/22	Bowling Green	ACCN	6:30 PM
11/25	vs St. Bonaventure[1]	ESPN+	4 PM
11/30	Michigan State[2]	ESPN2	9:15 PM
12/3	Syracuse	ESPN2	Noon
12/7	Boston University	ACCNX	7 PM
12/11	Marquette	ESPN2	4 PM
12/18	vs Georgia[3]	ESPN2	5:30 PM
12/21	at Florida State	ACCN	8:30 PM
12/27	Jacksonville	ACCN	7 PM
12/30	Miami	TBA	TBA
1/3	at Boston College	ACCN	7 PM
1/7	at North Carolina	ESPN2	11:30 AM
1/10	Georgia Tech	ACCN	7 PM
1/14	at Syracuse	ACCN	7 PM
1/17	Florida State	ESPN/2/U	7 PM
1/21	Boston College	RSN	2 PM
1/24	at NC State	ACCN	7 PM
1/28	Louisville	ESPN/2	Noon
2/4	Wake Forest	RSN	1 PM
2/8	at Georgia Tech	RSN	7 PM
2/11	Virginia Tech	RSN	2 PM
2/14	at Duke	ESPN/2	7 PM
2/18	at Virginia	ESPN/2/U	Noon
2/22	North Carolina	ESPN/2	9 PM
2/25	at Wake Forest	ACCN	7 PM
3/1	Pitt	ESPN/2/U	7 PM
3/4	at Clemson	ACCN	8 PM

[1]Gotham Classic, Elmont, N.Y. (USB Arena)
[2]Big Ten/ACC Challenge
[3] Holiday Hoopsgiving, Atlanta, Ga.

Schedule as of Oct. 31, 2022

QUICK FACTS

Location: Notre Dame, Indiana
Founded: 1842
Enrollment: 12,809
Colors: Blue & Gold
President: Rev. John I. Jenkins, C.S.C.
Athletics Director: Jack Swarbrick
Arena: Purcell Pavilion at the Joyce Center (9,149)

MEDIA SERVICES
Men's Basketball Contact: Josh Bates
Office Phone: 574-310-9954
E-mail: jbates2@nd.edu
Website: UND.com
Twitter: @NDMBB

2022-23 ROSTER

No.	Player	Pos.	Cl.	Ht.	Wt.	Hometown/High School/Previous School
1	JJ Starling	G	Fr.	6-4	200	Baldwinsville, N.Y./La Lumiere
2	Ven-Allen Lubin	F	Fr.	6-8	226	Orlando, Fla./Orlando Christian Prep
3	Trey Wertz	G	Gr.	6-5	193	Charlotte, N.C./Providence Day School
4	Alex Wade	G	So.	6-0	170	San Diego, Calif./Cathedral Catholic
5	Cormac Ryan	G	Gr.	6-5	195	New York, N.Y./Milton Academy (MA)
10	Marcus Hammond	G	Gr.	6-4	188	Queens, N.Y./Cardozo
12	Tony Sanders Jr.	G	Jr.	6-7	215	Miami, Fla./Gulliver Prep
13	Dom Campbell	F	Fr.	6-9	268	Scarborough, Maine/Phillips Exeter Academy (NH)
14	Nate Laszewski	F	Gr.	6-10	230	Jupiter, Fla./Northfield Mount Herman (MA)
20	J.R. Konieczny	G	So.	6-7	202	South Bend, Ind./St. Joseph
23	Dane Goodwin	G	Gr.	6-6	214	Upper Arlington, Ohio/Upper Arlington
24	Robby Carmody	G	Gr.	6-4	205	Mars, Pa./Mars Area
25	Matt Zona	F	Jr.	6-9	242	Blauvelt, N.Y./Bergen Catholic (NJ)

Head Coach: Mike Brey (George Washington '82)
Associate Head Coach: Anthony Solomon (Virginia '87)
Assistant Coach: Antoni Wyche (Notre Dame '99)
Assistant Coach: Hamlet Tibss (West Virginia '07)

2021-22 FINAL STATISTICS (24-11, 15-5/T2ND ACC)

#	PLAYER	GP-GS	MIN	AVG	TOTAL FG-FGA	FG%	3-POINT 3FG-FGA	3FG%	F-THROW FT-FTA	FT%	REBOUNDS OFF	DEF	TOT	AVG	PF	DQ	A	TO	BLK	STL	PTS	AVG
0	WESLEY, Blake	35-28	1030:04	29.4	178-441	.404	54-178	.303	94-143	.657	24	105	129	3.7	67	0	84	77	2	44	504	14.4
	ACC-Only	20-19	628:55	31.4	106-270	.393	37-114	.325	60-93	.645	14	60	74	3.7	39	0	56	45	0	29	309	15.5
23	GOODWIN, Dane	35-34	1170:11	33.4	177-351	.504	70-153	.458	51-62	.823	32	133	165	4.7	58	0	44	35	3	22	475	13.6
	ACC-Only	20-20	679:42	34.0	102-209	.488	36-91	.396	20-25	.800	17	75	92	4.6	26	0	32	23	0	12	260	13.0
20	ATKINSON JR., Paul	35-34	964:52	27.6	176-300	.587	0-2	.000	87-116	.750	88	153	241	6.9	72	2	58	64	24	23	439	12.5
	ACC-Only	20-19	551:44	27.6	104-183	.568	0-2	.000	50-63	.794	50	99	149	7.5	44	2	31	31	9	8	258	12.9
14	LASZEWSKI, Nate	34-25	984:38	29.0	109-212	.514	57-125	.456	40-47	.851	24	198	222	6.5	72	0	26	37	18	17	315	9.3
	ACC-Only	19-13	540:23	28.4	60-106	.566	34-64	.531	24-30	.800	8	102	110	5.8	33	0	12	20	8	9	178	9.4
5	RYAN, Cormac	35-22	1048:18	30.0	108-238	.454	57-140	.407	50-62	.806	24	143	167	4.8	68	0	65	38	7	31	323	9.2
	ACC-Only	20-10	555:47	27.8	49-116	.422	30-71	.423	21-26	.808	13	89	102	5.1	37	0	38	21	3	17	149	7.5
3	HUBB, Prentiss	35-32	1175:60	33.6	107-292	.366	52-166	.313	44-60	.733	17	95	112	3.2	50	0	140	54	6	26	310	8.9
	ACC-Only	20-19	698:31	34.9	69-172	.401	34-98	.347	25-32	.781	8	61	69	3.5	25	0	88	20	5	15	197	9.9
2	WERTZ, Trey	34-0	640:38	18.8	47-122	.385	26-66	.394	17-21	.810	2	58	60	1.8	47	1	69	33	0	13	137	4.0
	ACC-Only	20-0	344:53	17.2	26-61	.426	17-37	.459	7-8	.875	0	34	34	1.7	21	0	36	16	0	7	76	3.8
22	TAYLOR, Elijah	3-0	13:00	4.3	4-4	1.000	0-0	.000	0-0	.000	1	1	2	0.7	6	0	0	2	1	0	8	2.7
	ACC-Only	1-0	03:44	3.7	1-1	1.000	0-0	.000	0-0	.000	0	0	0	0.0	3	0	0	2	0	0	2	2.0
1	KONIECZNY, J.R.	7-0	22:50	3.3	5-6	.833	1-1	1.000	0-0	.000	0	1	1	0.1	4	0	1	2	1	3	11	1.6
	ACC-Only	4-0	13:41	3.4	4-5	.800	1-1	1.000	0-0	.000	0	1	1	0.3	2	0	0	1	1	1	9	2.3
31	MORGAN, Elijah	6-0	14:39	2.4	0-2	.000	0-0	.000	6-6	1.000	1	2	3	0.5	0	0	4	1	0	2	6	1.0
	ACC-Only	4-0	09:03	2.3	0-1	.000	0-0	.000	6-6	1.000	1	1	2	0.5	0	0	3	0	0	2	6	1.5
12	SANDERS JR., Tony	6-0	15:58	2.7	1-3	.333	1-3	.333	3-4	.750	0	1	1	0.2	0	0	0	0	0	0	6	1.0
	ACC-Only	4-0	10:22	2.6	1-2	.500	1-2	.500	3-4	.750	0	0	0	0.0	0	0	0	0	0	0	6	1.5
25	ZONA, Matt	8-0	18:46	2.3	1-2	.500	0-0	.000	4-5	.800	1	6	7	0.9	2	0	0	1	3	1	6	0.8
	ACC-Only	6-0	13:10	2.2	0-1	.000	0-0	.000	3-4	.750	1	6	7	1.2	2	0	0	1	3	0	3	0.5
24	CARMODY, Robby	1-0	00:06	0.1	0-0	.000	0-0	.000	0-0	.000	0	0	0	0.0	0	0	0	0	0	0	0	0.0
	ACC-Only	1-0	00:06	0.1	0-0	.000	0-0	.000	0-0	.000	0	0	0	0.0	0	0	0	0	0	0	0	0.0
	Total	**35**	**7100**		**913-1973**	**.463**	**318-834**	**.381**	**396-526**	**.753**	**251**	**938**	**1189**	**34.0**	**446**	**3**	**491**	**365**	**65**	**182**	**2540**	**72.6**
	ACC-Only	**20**	**4050**		**522-1127**	**.463**	**190-480**	**.396**	**219-291**	**.753**	**132**	**548**	**680**	**34.0**	**232**	**2**	**296**	**193**	**29**	**100**	**1453**	**72.7**
	Opponents	**35**	**7100**		**898-2083**	**.431**	**236-734**	**.322**	**317-457**	**.694**	**310**	**869**	**1179**	**33.7**	**526**	**9**	**407**	**352**	**106**	**209**	**2349**	**67.1**
	ACC-Only	**20**	**4050**		**522-1224**	**.426**	**129-436**	**.296**	**166-227**	**.731**	**185**	**509**	**694**	**34.7**	**294**	**6**	**219**	**186**	**59**	**116**	**1339**	**67.0**

Date	Opponent	AP	ND USA	AP	Opp USA	W/L	Score	NOTRE DAME FG	FG%	3-Pt FG	3-Pt FG%	FT	FT%	OPPONENTS FG	FG%	3-Pt FG	3-Pt FG%	FT	FT%	Reb Mar	TO ND/Opp
11/13	Cal State Northridge					W	68-52	24-49	.490	11-27	.407	9-14	.643	21-48	.438	6-12	.500	4-6	.667	+4	12/16
11/16	High Point					W	70-61	24-66	.364	6-31	.194	16-27	.593	21-59	.356	7-19	.368	12-20	.600	+18	9/9
11/22	vs. Saint Mary's[1]					L	59-62	21-54	.389	6-18	.333	11-13	.846	23-47	.489	8-15	.533	8-13	.615	-5	8/13
11/23	vs. Chaminade[1]					W	90-62	37-66	.561	12-26	.462	4-6	.667	24-69	.348	9-25	.360	7-10	.700	+11	12/9
11/24	vs. Texas A&M[1]					L	67-73	19-48	.396	6-26	.231	23-30	.767	27-55	.491	5-11	.455	14-29	.483	+6	18/12
11/29	at Illinois[2]					L	72-82	28-61	.459	8-22	.364	8-12	.667	28-53	.528	11-27	.407	15-19	.789	-4	8/12
12/3	at Boston College					L	57-73	21-55	.382	8-28	.286	7-7	1.000	27-55	.491	6-13	.462	13-17	.765	-11	11/11
12/11	Kentucky			10	12	W	66-62	26-56	.464	7-22	.318	7-8	.875	25-55	.455	2-19	.105	10-15	.667	+5	9/5
12/18	vs. Indiana[3]					L	56-64	21-58	.362	4-22	.182	10-13	.769	21-48	.438	8-20	.400	14-22	.636	-3	14/14
12/20	Western Michigan					W	85-52	29-56	.518	14-31	.452	13-15	.867	21-59	.356	6-25	.240	4-10	.400	-1	7/12
12/22	TAMU-Corpus Christi					W	83-73	27-55	.491	16-29	.552	13-14	.929	27-58	.466	8-17	.471	11-17	.647	+2	14/14
12/28	at Pitt					W	68-67	21-50	.420	10-22	.455	16-17	.941	23-51	.451	5-14	.357	16-22	.727	+6	11/6
1/5	North Carolina					W	78-73	29-61	.475	13-31	.419	7-11	.636	29-59	.492	8-22	.364	7-8	.875	-12	7/14
1/8	at Georgia Tech					W OT	72-68	31-66	.470	7-23	.304	3-6	.500	26-67	.388	6-27	.222	10-12	.833	-2	12/14
1/12	Clemson					W	72-56	25-55	.455	10-26	.385	12-17	.706	21-61	.344	6-32	.188	8-12	.667	-2	8/10
1/15	at Virginia Tech					L	73-79	26-57	.456	8-20	.400	13-18	.722	29-49	.592	10-20	.500	11-15	.733	-3	3/10
1/17	at Howard					W	71-68	25-48	.521	6-18	.333	15-19	.789	24-60	.400	7-23	.304	13-15	.867	+3	15/9
1/22	at Louisville					W	82-70	31-49	.633	15-23	.652	5-7	.714	28-59	.475	10-21	.476	4-6	.667	-2	11/7
1/26	NC State					W	73-65	22-57	.386	11-28	.393	18-24	.750	26-61	.426	6-19	.316	7-12	.583	+3	11/13
1/29	Virginia					W	69-65	22-47	.468	10-23	.435	15-22	.682	27-59	.458	3-14	.214	8-12	.667	-13	8/10
1/31	Duke			9	6	L	43-57	17-61	.279	3-18	.167	6-9	.667	26-66	.394	3-19	.158	2-3	.667	-15	12/14
2/2	at Miami					W	68-64	29-63	.460	6-26	.231	4-6	.667	26-60	.433	8-25	.320	4-6	.667	+5	6/6
2/5	at NC State					W	69-57	27-51	.529	6-17	.353	9-11	.818	20-67	.299	7-24	.292	10-14	.714	+4	14/7
2/9	Louisville					W	63-57	25-55	.455	5-20	.250	8-13	.615	25-65	.385	5-30	.167	2-3	.667	+1	9/9
2/12	at Clemson					W	76-61	29-55	.527	13-24	.542	5-10	.500	26-61	.426	5-18	.278	4-5	.800	+4	7/5
2/16	Boston College					W OT	99-95	29-59	.492	8-21	.381	33-39	.846	36-64	.563	10-23	.435	13-18	.722	+9	10/11
2/19	at Wake Forest					L	74-79	24-51	.471	14-31	.452	12-14	.857	29-70	.414	6-17	.353	15-16	.938	-16	15/11
2/23	Syracuse					W	79-69	25-62	.403	11-33	.333	18-21	.857	26-57	.456	6-23	.261	11-15	.733	+13	7/7
2/26	Georgia Tech					W	90-56	32-56	.571	13-23	.565	13-16	.813	21-61	.344	4-20	.200	10-16	.625	+13	10/7
3/2	at Florida State					L	70-74	30-69	.435	5-19	.263	5-9	.556	28-68	.412	12-29	.414	6-8	.750	-4	8/9
3/5	Pitt					W	78-54	27-48	.563	14-24	.583	10-14	.714	23-64	.359	3-26	.115	5-7	.714	+8	13/5
3/10	vs. Virginia Tech[4]					L	80-87	27-51	.529	7-19	.368	19-22	.864	31-54	.574	7-19	.368	18-24	.750	+2	6/12
3/16	vs. Rutgers[5]					W 2OT	89-87	37-72	.514	6-19	.316	9-16	.563	36-71	.507	11-27	.407	4-6	.667	-12	5/13
3/18	vs. Alabama[6]					W	78-64	29-54	.537	10-16	.625	10-11	.909	26-64	.406	8-24	.333	4-7	.571	+4	18/14
3/20	vs. Texas Tech[6]			12	11	L	53-59	17-52	.327	9-28	.321	10-15	.667	21-59	.356	4-15	.267	13-17	.765	-6	11/8

[1]Maui Jim Maui Invitational, Las Vegas; [2]Big Ten/ACC Challenge; [3] Crossroads Classic, Indianapolis, Ind.; [4]ACC Tournament, Brooklyn, N.Y.;

MIKE BREY

Head Coach
23rd Season at Notre Dame
George Washington '82

■ Now in his 23rd season as head coach at Notre Dame, Mike Brey is the longest-tenured coach in program history. He has guided the Fighting Irish to 472 victories, an average of 21.5 victories per season.

■ Under Brey's leadership, Notre Dame has competed in the postseason 18 of 22 seasons with 13 NCAA tournament berths, three Sweet 16 trips, two Elite Eight appearances and the 2015 ACC Championship.

■ Brey is the all-time winningest men's basketball coach in Notre Dame history. He owns 571 wins in his career.

■ His 2014-15 team recorded a program-best 32-6 overall record, winning the ACC Championship and reaching the NCAA Elite Eight.

■ Notre Dame finished in the top five of the final BIG EAST conference standings eight times in 13 seasons, advancing to the conference tournament semifinals six times. Brey finished his time in the BIG EAST Conference fourth on the all-time wins list (he is currently tied for fifth).

MIKE BREY YEAR BY YEAR

Year	School	Conf.	Overall	Conf. W-L	Conf. Finish	Post-Season
1995-96	Delaware	NAC	15-12	11-7	t3rd	-
1996-97	Delaware	AEC	15-16	8-10	5th	-
1997-98	Delaware	AEC	20-10	12-6	t1st	NCAA 0-1
1998-99	Delaware	AEC	25-6	15-3	t1st	NCAA 0-1
1999-00	Delaware	AEC	24-8	14-4	3rd	NIT 0-1
2000-01	Notre Dame	Big East	20-10	11-5	1st-West	NCAA 1-1
2001-02	Notre Dame	Big East	22-11	10-6	2nd-West	NCAA 1-1
2002-03	Notre Dame	Big East	24-10	10-6	t3rd-West	NCAA 2-1
2003-04	Notre Dame	Big East	19-13	9-7	7th	NIT 2-1
2004-05	Notre Dame	Big East	17-12	9-7	6th	NIT 0-1
2005-06	Notre Dame	Big East	16-14	6-10	t11th	NIT 1-1
2006-07	Notre Dame	Big East	24-8	11-5	4th	NCAA 0-1
2007-08	Notre Dame	Big East	25-8	14-4	t2nd	NCAA 1-1
2008-09	Notre Dame	Big East	21-15	8-3	t9th	NIT 3-1
2009-10	Notre Dame	Big East	23-12	10-8	t7th	NCAA 0-1
2010-11	Notre Dame	Big East	27-7	14-4	2nd	NCAA 1-1
2011-12	Notre Dame	Big East	22-12	13-5	3rd	NCAA 0-1
2012-13	Notre Dame	Big East	25-10	11-7	t5th	NCAA 0-1
2013-14	Notre Dame	ACC	15-17	6-12	t11th	-
2014-15	Notre Dame	ACC	(ACC) 32-6	14-4	3rd	NCAA 3-1
2015-16	Notre Dame	ACC	24-12	11-7	t5th	NCAA 3-1
2016-17	Notre Dame	ACC	26-10	12-6	t2nd	NCAA 1-1
2017-18	Notre Dame	ACC	21-15	8-10	t10th	NIT 1-1
2018-19	Notre Dame	ACC	14-19	3-15	t14th	-
2019-20	Notre Dame	ACC	20-12	10-10	t6th	n/a (COVID-19)
2020-21	Notre Dame	ACC	11-15	7-11	11th	-
2021-22	Notre Dame	ACC	24-11	15-5	t2nd	NCAA 2-1

BREY CAREER TOTALS

School	Years		Overall W-L	Overall Pct.	Conf. Games W-L	Conf. Games Pct.	ACC Tournament W-L	ACC Tournament Pct.	NCAA Tournament W-L	NCAA Tournament Pct.	NIT Games W-L	NIT Games Pct.
Delaware	(5)	1996-2000	99-52	.656	60-30	.667	-	-	0-2	.000	0-1	.000
Notre Dame	(22)	2001-2022	472-259	.646	208-160	.565	11-7	.611	15-13	.536	7-5	.583
Totals	**(27)**	**1996-2022**	**571-311**	**.647**	**268-190**	**.585**	**11-7**	**.611**	**15-15**	**.500**	**7-6**	**.538**

NOTRE DAME COACHING RECORDS

Career Records		Years	W	L	Pct.
1. Frank E. Herring	(1)	1898	1	2	.333
2. J. Fred Powers	(1)	1899	2	0	1.000
3. Bertram G. Maris	(5)	1908-1912	78	20	.794
4. Frank E. Hering	(1)	1913	13	2	.867
5. Jesse Harper	(5)	1914-1918	44	20	.686
6. Charles Dorais	(1)	1919-1920	17	23	.233
7. Walter Halas	(3)	1921-1923	25	39	.391
8. George Keogan	(20)	1924-1943	327	97	.771
9. Edward Krause	(6)	1943-44;46-47;50-51	98	48	.671
10. Clem Crowe	(1)	1945	15	5	.750
11. Elmer Ripley	(1)	1946	17	4	.809
12. John Jordan	(13)	1952-1964	199	131	.603
13. John F. Dee Jr.	(7)	1965-1971	116	80	.592
14. Digger Phelps	(20)	1972-1991	393	197	.666
15. John McLeod	(8)	1992-1999	106	124	.461
16. Matt Doherty	(1)	2000	22	15	.595
17. Mike Brey	(22)	2001-2022	472	259	.646

ACC Games Only		Years	W	L	Pct.
1. Mike Brey	(9)	2014-2022	86	80	.518

ACC Tournament		Years	W	L	Pct.
1. Mike Brey	(9)	2014-2022	11	7	.611

NCAA Tournament	No.	W	L	Pct.
1. John Jordan	(6)	8	6	.571
2. Mike Brey	(13)	15	13	.536
3. Digger Phelps	(14)	15	16	.484
4. John F. Dee Jr.	(4)	2	6	.333

NIT	No.	W	L	Pct.
1. Matt Doherty	(1)	4	1	.800
2. John McLeod	(2)	6	2	.750
2. John F. Dee	(1)	3	1	.750
4. Digger Phelps	(3)	7	3	.700
5. Mike Brey	(5)	7	5	.583

Year	Head Coach	Overall	Conf	Finish	Conf. Trn	Non Conf.	Post-Season	Final AP	Final Coach	All-ACC	All-Am.	NBA Draft	PPG Offense	FG%	FT%	PPG Defense	Opp. FG%	Reb. Mar.
1954	John Jordan	22-3	-	-	-	22-3	NCAA 2-1	6	5	-	1	1	75.8	.357	.628	62.9	.326	-
1955	John Jordan	14-10	-	-	-	14-10	-	-	-	-	1	1	74.8	.335	.641	72.3	.364	-
1956	John Jordan	9-15	-	-	-	9-15	-	-	-	--	1	0	76.2	.367	.656	77.2	.398	-
1957	John Jordan	20-8	-	-	-	20-8	NCAA 2-1	17	-	-	0	0	84.4	.413	.711	75.0	.386	14.2
1958	John Jordan	24-5	-	-	-	24-5	NCAA 2-1	8	7	-	1	0	81.9	.391	.717	70.6	.381	11.1
1959	John Jordan	12-13	-	-	-	12-13	-	-	-	-	1	1	70.2	.344	.647	68.6	.383	4.2
1960	John Jordan	17-9	-	-	-	17-9	NCAA 0-1	-	-	-	0	0	72.0	.385	.642	65.7	.356	3.6
1961	John Jordan	12-14	-	-	-	12-14	-	-	-	-	0	0	67.6	.388	.648	69.2	.389	-1.0
1962	John Jordan	7-16	-	-	-	7-16	-	-	-	-	0	0	76.8	.350	.706	83.1	.432	-4.4
1963	John Jordan	17-9	-	-	-	17-9	NCAA 0-1	-	-	-	0	0	78.5	.397	.687	70.8	.389	12.2
1964	John Jordan	10-14	-	-	-	10-14	-	-	-	-	0	0	84.5	.411	.680	83.9	.425	7.6
1965	John Dee	15-12	-	-	-	15-12	NCAA 0-1	-	-	-	0	1	89.5	.437	.663	81.4	.391	16.1
1966	John Dee	5-21	-	-	-	5-21	-	-	-	-	0	0	74.1	.373	.712	84.6	.441	-0.2
1967	John Dee	14-14	-	-	-	14-14	-	-	-	-	1	0	80.0	.440	.685	75.5	.415	9.8
1968	John Dee	21-9	-	-	-	21-9	NCAA 3-1	-	-	-	1	0	77.4	.453	.742	72.0	.406	7.0
1969	John Dee	20-7	-	-	-	20-7	NCAA 0-1	17	-	-	0	0	80.8	.443	.692	74.0	.407	7.1
1970	John Dee	21-8	-	-	-	21-8	NCAA 1-2	9	8	-	1	1	93.5	.482	.672	86.1	.448	6.1
1971	John Dee	20-9	-	-	-	20-9	NCAA 1-2	12	12	-	2	3	91.2	.457	.725	83.5	.444	4.7
1972	Digger Phelps	6-20	-	-	-	6-20	-	-	-	-	0	0	73.2	.393	.629	85.8	.490	-5.3
1973	Digger Phelps	18-12	-	-	-	18-12	NIT 3-1	-	-	-	1	0	76.9	.468	.631	72.7	.438	3.3
1974	Digger Phelps	26-3	-	-	-	26-3	NCAA 2-1	5	3	-	2	2	89.9	.530	.717	73.0	.446	9.3
1975	Digger Phelps	19-10	-	-	-	19-10	NCAA 1-2	14	14	-	1	0	85.5	.477	.737	77.7	.478	6.3
1976	Digger Phelps	23-6	-	-	-	23-6	NCAA 1-1	7	8	-	1	1	85.4	.501	.709	74.9	.456	12.2
1977	Digger Phelps	22-7	-	-	-	22-7	NCAA 1-1	10	-	-	1	1	85.4	.503	.719	71.9	.468	10.8
1978	Digger Phelps	23-8	-	-	-	23-8	NCAA 3-2	6	-	-	1	2	80.7	.515	.701	68.1	.446	6.3
1979	Digger Phelps	24-6	-	-	-	24-6	NCAA 2-1	4	5	-	1	2	79.7	.527	.763	64.1	.469	5.5
1980	Digger Phelps	22-6	-	-	-	22-6	NCAA 0-1	9	1	1	1	1	78.1	.514	.667	66.9	.477	4.8
1981	Digger Phelps	23-6	-	-	-	23-6	NCAA 1-1	7	9	-	2	3	72.0	.552	.697	62.4	.490	5.1
1982	Digger Phelps	10-17	-	-	-	10-17	-	-	-	-	1	0	59.6	.489	.674	61.9	.510	-1.1
1983	Digger Phelps	19-10	-	-	-	19-10	NIT 0-1	-	-	-	1	1	65.6	.540	.717	55.8	.459	6.1
1984	Digger Phelps	21-12	-	-	-	21-12	NIT 4-1	-	-	-	0	1	64.6	.482	.675	57.8	.455	7.0
1985	Digger Phelps	21-9	-	-	-	21-9	NCAA 1-1	-	-	-	0	0	69.8	.463	.739	62.3	.464	7.0
1986	Digger Phelps	23-6	-	-	-	23-6	NCAA 0-1	10	11	-	0	1	78.9	.521	.776	64.8	.471	8.6
1987	Digger Phelps	24-8	-	-	-	24-8	NCAA 2-1	18	18	-	1	1	65.1	.486	.765	59.4	.463	6.1
1988	Digger Phelps	20-9	-	-	-	20-9	NCAA 0-1	-	-	-	1	1	73.0	.507	.733	63.3	.462	9.8
1989	Digger Phelps	21-9	-	-	-	21-9	NCAA 1-1	-	-	-	0	0	77.5	.512	.648	71.8	.471	8.9
1990	Digger Phelps	16-13	-	-	-	16-13	NCAA 0-1	-	-	-	0	0	79.4	.512	.720	75.0	.467	8.3
1991	Digger Phelps	12-20	-	-	-	12-20	-	-	-	-	0	0	69.8	.473	.711	74.3	.466	2.8
1992	John Macleod	18-15	-	-	-	18-15	NIT 4-1	-	-	-	0	2	69.8	.493	.676	71.5	.449	3.0
1993	John Macleod	9-18	-	-	-	9-18	-	-	-	-	0	0	63.4	.413	.677	70.3	.432	-1.4
1994	John Macleod	12-17	-	-	-	12-17	-	-	-	-	0	1	72.2	.449	.667	73.4	.428	.9
1995	John Macleod	15-12	-	-	-	15-12	-	-	-	-	0	0	70.3	.460	.675	69.7	.419	-2.8
Member of Big East Conference																		
1996	John Macleod	9-18	4-14	(6BE6)	0-1	5-3	-	-	-	1	0	0	66.8	.430	.622	71.4	.419	-0.1
1997	John Macleod	16-14	8-10	(4BE6)	0-1	8-3	NIT 2-1	-	-	1	0	0	71.0	.460	.669	69.7	.401	2.1
1998	John Macleod	13-14	7-11	(5BE6)	0-1	6-2	-	-	-	1	1	1	70.2	.446	.667	71.0	.426	3.2
1999	John Macleod	14-16	8-10	(T9)	0-1	6-5	-	-	-	1	0	0	72.3	.472	.695	74.2	.429	1.4
2000	Matt Doherty	22-15	8-8	(T6)	1-1	13-6	NIT 4-1	-	-	1	1	0	71.2	.466	.742	68.1	.410	2.4
2001	Mike Brey	20-10	11-5	(1W)	0-1	9-4	NCAA 1-1	19	19	2	1	1	77.9	.462	.688	69.3	.393	1.8
2002	Mike Brey	22-11	10-6	(2W)	1-1	11-4	NCAA 1-1	-	-	3	1	1	78.8	.459	.709	68.4	.397	3.2
2003	Mike Brey	24-10	10-6	(T3W)	0-1	14-3	NCAA 2-1	22	20	2	2	0	79.2	.446	.761	71.3	.412	-0.4
2004	Mike Brey	19-13	9-7	(7)	1-1	11-5	NIT 2-1	-	-	2	1	0	70.5	.420	.729	67.2	.428	-1.8
2005	Mike Brey	17-12	9-7	(6)	0-1	8-4	NIT 0-1	-	-	1	0	0	67.3	.410	.723	64.1	.424	-0.4
2006	Mike Brey	16-14	6-10	(T9)	0-1	10-3	NIT 1-1	-	-	1	1	0	76.4	.449	.729	70.7	.421	2.5
2007	Mike Brey	24-8	11-5	(4)	1-1	12-2	NCAA 0-1	17	17	2	0	0	81.0	.459	.743	68.0	.417	4.2
2008	Mike Brey	25-8	14-4	(T2)	0-1	11-3	NCAA 1-1	15	19	2	1	0	79.0	.454	.738	69.6	.411	5.7
2009	Mike Brey	21-15	8-10	(T9)	1-1	12-4	NIT 3-1	-	-	1	1	0	75.8	.433	.709	70.7	.429	.8
2010	Mike Brey	23-12	10-8	(T7)	2-1	11-3	NCAA 0-1	-	-	2	1	1	75.0	.470	.723	68.4	.435	3.5
2011	Mike Brey	27-7	14-4	(2)	1-1	12-2	NCAA 1-1	5	14	2	1	0	75.2	.460	.724	65.5	.408	4.4
2012	Mike Brey	22-12	13-5	(3)	1-1	8-6	NCAA 0-1	-	-	0	0	0	66.4	.434	.704	61.7	.414	-0.7
2013	Mike Brey	25-10	11-7	(T5)	2-1	12-2	NCAA 0-1	23	-	0	0	0	70.0	.462	.709	63.5	.420	4.2
Member of Atlantic Coast Conference																		
2014	Mike Brey	15-17	6-12	(T11)	0-1	9-4	-	-	-	1	0	0	72.0	.455	.718	70.6	.451	1.2
2015	Mike Brey	32-6	14-4	(3)	3-0	18-2	NCAA 3-1	8	5	2	1	2	78.0	.509	.742	65.8	.427	-0.3
2016	Mike Brey	24-12	11-7	(T5)	1-1	12-3	NCAA 3-1	-	18	2	0	0	75.1	.476	.742	70.6	.432	1.8
2017	Mike Brey	26-10	12-6	(T2)	2-1	12-3	NCAA 1-1	14	20	1	1	0	77.3	.458	.800	69.3	.432	-1.8
2018	Mike Brey	21-15	8-10	(T10)	2-1	11-4	NIT 1-1	-	-	1	0	0	74.9	.443	.758	68.6	.424	2.2
2019	Mike Brey	14-19	3-15	(T14)	1-1	10-3	-	-	-	0	0	0	68.7	.393	.744	69.0	.429	-2.4
2020	Mike Brey	20-12	10-10	(T6)	1-0	10-2	n/a^	-	-	1	0	0	74.3	.426	.735	68.7	.414	-0.4
2021	Mike Brey	11-15	7-11	(11)	1-1	4-4	-	-	-	1	0	0	72.7	.459	.773	74.4	.443	-1.7
2022	Mike Brey	24-11	15-5	(T2)	0-1	9-6	NCAA 2-1	-	-	2	0	1	72.6	.463	.753	67.1	.431	0.3

^postseason canceled due to COVID-19 pandemic

2022-23 SCHEDULE

Date	Opponent	TV	Time
11/7	Tennessee-Martin	ACCNX	7 PM
11/11	West Virginia	ACCNX	7 PM
11/16	vs Michigan[1]	ESPNU	6 PM
11/17	vs Arizona State/VCU[1]	ESPN2	7/9:30 PM
11/20	Alabama State	ACCNX	2 PM
11/22	Fairleigh Dickinson	ACCN	8:30 PM
11/25	William & Mary	ACCNX	7 PM
11/28	at Northwestern[2]	ESPN2	9 PM
12/2	at NC State	ACCN	7 PM
12/7	at Vanderbilt	SECN	9 PM
12/10	Sacred Heart	ACCN	3:30 PM
12/17	North Florida	ACCN	1 PM
12/20	at Syracuse	ESPNU	9 PM
12/30	North Carolina	ACCN	TBA
1/3	Virginia	ACCN	9 PM
1/7	Clemson	ESPNU	4 PM
1/11	at Duke	ACCN	7 PM
1/14	at Georgia Tech	ACCN	3 PM
1/18	at Louisville	ACCN	7 PM
1/21	Florida State	ACCN	3 PM
1/25	Wake Forest	ACCN	7 PM
1/28	Miami	ESPNU	4 PM
2/1	at North Carolina	ACCN	7 PM
2/7	Louisville	ACCN	7 PM
2/11	at Florida State	ESPN2/U	Noon
2/14	Boston College	ACCN	9 PM
2/18	at Virginia Tech	ACCN	5 PM
2/21	Georgia Tech	ESPN/2/U/ACCN	7 PM
2/25	Syracuse	ACCN	5 PM
3/1	at Notre Dame	ESPN/2/U	7 PM
3/4	at Miami	ACCN	6 PM

[1]Legends Classic, Brooklyn, N.Y.
[2]Big Ten/ACC Challenge

Schedule as of Oct. 31, 2022

QUICK FACTS

Location: Pittsburgh, Pennsylvania
Founded: 1787
Enrollment: 28,391
Colors: Royal & Gold
Chancellor: Dr. Patrick D. Gallagher
Athletics Director: Heather Lyke
Arena: Petersen Events Center (12,508)

MEDIA SERVICES
Men's Basketball Contact: Matt Plizga
Office Phone: 412-648-8240
E-mail: mplizga@athletics.pitt.edu
Website: PittsburghPanthers.com
Twitter: @Pitt_MBB

2022-23 ROSTER

No.	Player	Pos.	Ht.	Wt.	Cl.	Hometown/High School/Previous Schools
0	Nelly Cummings	G	6-0	185	Gr.	Midland, Pa./Lincoln Park/Bowling Green/Colgate
1	Dior Johnson	G	6-3	180	Fr.	Kingston, N.Y./Southern California Academy
2	Blake Hinson	F	6-7	235	Jr.	Deltona, Fla./Sunrise Christian Academy (Kan.)/ Mississippi/Iowa State
3	Greg Elliott	G	6-3	180	Gr.	Detroit, Mich./East English Village/Marquette
4	John Hugley IV	F	6-9	265	Jr.	Cleveland, Ohio/Brush
5	Nate Santos	F	6-7	210	So.	Geneva, Ill./ Loomis Chaffee School [Conn.]
11	Jamarius Burton	G	6-4	200	Gr.	Charlotte, N.C./Independence/Wichita State/ Texas Tech
12	KJ Marshall	G	5-10	175	Jr.	Reading, Pa./Trinity Christian Acad [N.C.]/Mars Hill
13	Aidan Fisch	F	6-6	195	Sr.	Murrysville, Pa./Franklin Regional
21	Vason Stevenson	F	6-3	190	Fr.	McKees Rocks, Pa./Montour
22	Nike Sibande	G	6-4	185	R-Sr.	Indianapolis, Ind./Crispus Attucks/Miami (Ohio)
24	William Jeffress	F	6-7	205	Jr.	Erie, Pa./McDowell
25	Guillermo Diaz Graham	F	7-0	205	Fr.	Canary Islands, Spain/IMG Academy Academics (Fla.)
31	Jorge Diaz Graham	F	6-11	190	Fr.	Canary Islands, Spain/IMG Academy Academics (Fla.)
33	Federiko Federiko	C	6-11	220	So.	Helsinki, Finland/First Love Academy (Pa.)/ Northern Oklahoma

Head Coach: Jeff Capel (Duke '97)
Associate Head Coach: Tim O'Toole (Fairfield '87)
Assistant Coach: Milan Brown (Howard '93)
Assistant Coach: Jason Capel (North Carolina '02)

2021-22 FINAL STATISTICS (11-21, 6-14/T11TH ACC)

#	PLAYER	GP-GS	MIN	AVG	TOTAL FG-FGA	FG%	3-POINT 3FG-FGA	3FG%	F-THROW FT-FTA	FT%	REBOUNDS OFF	DEF	TOT	AVG	PF	DQ	A	TO	BLK	STL	PTS	AVG
23	HUGLEY, John	32-31	949:10	29.7	154-327	.471	7-42	.167	157-221	.710	86	167	253	7.9	82	0	40	94	15	23	472	14.8
	ACC-Only	20-19	603:18	30.2	92-196	.469	5-26	.192	106-145	.731	49	102	151	7.6	49	0	21	64	7	17	295	14.8
11	BURTON, Jamarius	30-26	1035:59	34.5	133-328	.405	26-79	.329	81-92	.880	15	91	106	3.5	65	1	75	60	6	27	373	12.4
	ACC-Only	20-20	712:35	35.6	93-215	.433	18-50	.360	59-65	.908	12	66	78	3.9	45	1	54	42	5	17	263	13.2
2	ODUKALE, Femi	31-28	1007:38	32.5	106-271	.391	30-91	.330	92-146	.630	26	81	107	3.5	86	4	104	86	14	30	334	10.8
	ACC-Only	19-18	648:49	34.1	67-165	.406	19-60	.317	45-70	.643	15	48	63	3.3	57	3	66	50	7	22	198	10.4
12	HORTON, Ithiel	13-8	389:18	29.9	44-122	.361	25-66	.379	14-16	.875	8	27	35	2.7	15	0	17	21	1	14	127	9.8
	ACC-Only	12-7	352:48	29.4	41-114	.360	25-64	.391	14-16	.875	8	25	33	2.8	14	0	15	19	1	13	121	10.1
15	GUEYE, Mouhamadou	32-28	932:18	29.1	111-255	.435	43-118	.364	47-61	.770	55	145	200	6.3	92	2	36	51	67	19	312	9.8
	ACC-Only	20-20	633:37	31.7	79-181	.436	33-89	.371	30-39	.769	38	89	127	6.4	66	2	22	32	48	16	221	11.1
24	JEFFRESS, William	31-16	651:05	21.0	31-104	.298	11-53	.208	31-47	.660	30	72	102	3.3	42	0	20	31	12	21	104	3.4
	ACC-Only	19-5	315:19	16.6	13-45	.289	6-28	.214	11-16	.688	14	35	49	2.6	21	0	8	17	7	9	43	2.3
4	OLADAPO, Dan	15-4	159:50	10.7	20-25	.800	0-0	.000	10-18	.556	14	15	29	1.9	10	0	4	19	1	3	50	3.3
	ACC-Only	4-0	31:59	8.0	5-5	1.000	0-0	.000	0-2	.000	4	2	6	1.5	2	0	0	3	0	1	10	2.5
5	SANTOS, Nate	25-6	316:39	12.7	27-84	.321	11-49	.224	5-8	.625	12	35	47	1.9	14	0	12	13	1	9	70	2.8
	ACC-Only	13-0	104:06	8.0	8-27	.296	4-16	.250	1-2	.500	3	9	12	0.9	2	0	3	3	0	2	21	1.6
31	EZEAKUDO, Onyebuchi	32-12	599:17	18.7	23-66	.348	18-48	.375	3-11	.273	14	39	53	1.7	36	0	38	24	1	20	67	2.1
	ACC-Only	20-10	397:43	19.9	16-48	.333	12-34	.353	1-3	.333	10	28	38	1.9	23	0	23	14	0	12	45	2.3
3	COLLIER, Noah	32-1	305:20	9.5	21-39	.538	0-0	.000	6-19	.316	20	36	56	1.8	38	0	3	10	4	4	48	1.5
	ACC-Only	20-1	174:12	8.7	13-23	.565	0-0	.000	3-10	.300	9	24	33	1.7	22	0	1	7	0	2	29	1.5
1	PAYTON, Chris	13-0	42:39	3.3	4-6	.667	1-1	1.000	1-3	.333	4	6	10	0.8	6	0	3	5	1	1	10	0.8
	ACC-Only	6-0	18:02	3.0	2-4	.500	1-1	1.000	0-1	.000	2	2	4	0.7	2	0	2	1	0	0	5	0.8
35	AMADASUN, Max	7-0	08:42	1.2	1-2	.500	0-1	.000	0-0	.000	1	1	2	0.3	2	0	0	0	0	1	2	0.3
	ACC-Only	5-0	06:12	1.2	0-1	.000	0-1	.000	0-0	.000	1	1	2	0.4	2	0	0	0	0	0	0	0.0
13	FISCH, Aidan	3-0	02:05	0.7	0-1	.000	0-0	.000	0-0	.000	0	0	0	0.0	1	0	0	0	0	0	0	0.0
	ACC-Only	2-0	01:20	0.7	0-1	.000	0-0	.000	0-0	.000	0	0	0	0.0	1	0	0	0	0	0	0	0.0
	Total	**32**	**6400**		**675-1630**	**.414**	**172-548**	**.314**	**447-642**	**.696**	**317**	**766**	**1083**	**33.8**	**489**	**7**	**352**	**435**	**123**	**172**	**1969**	**61.5**
	ACC-Only	**20**	**4000**		**429-1025**	**.419**	**123-369**	**.333**	**270-369**	**.732**	**186**	**457**	**643**	**32.2**	**306**	**6**	**215**	**264**	**75**	**111**	**1251**	**62.6**
	Opponents	**32**	**6400**		**769-1744**	**.441**	**276-749**	**.368**	**364-513**	**.710**	**271**	**724**	**995**	**31.1**	**550**	**14**	**464**	**340**	**99**	**211**	**2178**	**68.1**
	ACC-Only	**20**	**4000**		**492-1075**	**.458**	**177-466**	**.380**	**244-333**	**.733**	**164**	**458**	**622**	**31.1**	**333**	**12**	**299**	**210**	**63**	**123**	**1405**	**70.3**

Date	Opponent	UP AP	UP USA	Opp AP	Opp USA	W/L	Score	PITT FG	PITT FG%	PITT 3-Pt FG	PITT 3-Pt FG%	PITT FT	PITT FT%	OPPONENTS FG	OPPONENTS FG%	OPPONENTS 3-Pt FG	OPPONENTS 3-Pt FG%	OPPONENTS FT	OPPONENTS FT%	Reb Mar	TO UP/Opp
11/9	The Citadel					L	63-78	23-60	.383	2-17	.118	15-31	.484	29-63	.460	13-36	.361	7-11	.636	+4	8/10
11/12	at West Virginia					L	59-74	23-40	.575	3-6	.500	10-17	.588	30-59	.508	9-22	.409	5-11	.455	+16	32/14
11/16	UNC Wilmington					W	59-51	21-49	.429	1-4	.250	16-29	.552	17-59	.288	6-23	.261	11-17	.647	+14	17/10
11/19	Towson					W	63-59	21-47	.447	5-18	.278	16-26	.615	21-58	.362	7-27	.259	10-18	.556	0	11/8
11/24	Vanderbilt					L	52-68	18-50	.360	2-15	.133	14-19	.737	25-52	.481	10-25	.400	8-11	.727	0	13/10
11/27	UMBC					L	77-87	25-54	.463	11-26	.423	16-22	.727	25-52	.481	14-31	.452	23-27	.852	+8	14/8
11/30	Minnesota[1]					L	53-54	20-52	.385	3-15	.200	10-15	.667	22-59	.373	7-19	.368	3-5	.600	+7	12/7
12/3	at Virginia					L	56-57	18-46	.391	8-16	.500	12-16	.750	24-52	.462	4-21	.190	5-7	.714	+3	10/6
12/9	Colgate[2]					W	71-68	24-55	.436	4-15	.267	19-27	.704	22-53	.415	6-23	.261	18-23	.783	+7	11/12
12/12	Monmouth[2]					L	52-56	17-50	.340	2-13	.154	16-23	.696	21-53	.396	6-25	.240	8-12	.667	+7	15/13
12/18	at St. John's[3]					W	59-57	16-50	.320	4-12	.333	23-28	.821	22-63	.349	6-18	.333	7-14	.500	-1	18/14
12/21	Jacksonville					W	64-55	20-53	.377	9-27	.333	15-24	.625	20-55	.364	8-19	.421	7-13	.538	+2	6/12
12/28	Notre Dame					L	67-68	23-51	.451	5-14	.357	16-22	.727	21-50	.420	10-22	.455	16-17	.941	-6	6/11
1/5	at Louisville					L	72-75	23-52	.442	7-21	.333	19-27	.704	24-50	.480	7-21	.333	20-30	.667	0	11/12
1/8	Boston College					W	69-67	20-45	.444	6-14	.429	23-28	.821	22-57	.386	9-23	.391	14-19	.737	+11	16/10
1/11	at Syracuse					L	61-77	18-47	.383	7-22	.318	18-26	.692	25-49	.510	6-17	.353	21-31	.677	-1	13/9
1/15	Louisville					W	65-53	24-55	.436	4-18	.222	13-19	.684	19-57	.333	7-28	.250	8-11	.727	+9	11/9
1/19	Virginia					L	61-66	21-42	.500	1-6	.167	18-22	.818	27-54	.500	4-17	.235	8-12	.667	+4	15/9
1/22	at Clemson					L	48-75	16-48	.333	7-23	.304	9-13	.692	22-46	.478	12-25	.480	19-26	.731	+5	20/9
1/25	Syracuse					W	64-53	20-58	.345	7-26	.269	17-20	.850	19-63	.302	6-31	.194	9-16	.563	+6	13/10
1/30	at Boston College					L	57-69	20-57	.351	5-18	.278	11-19	.579	26-58	.448	7-21	.333	10-12	.833	-1	13/10
2/2	at Wake Forest					L	75-91	29-60	.483	7-16	.438	10-15	.667	28-51	.549	15-29	.517	20-26	.769	0	13/13
2/5	Virginia Tech					L	71-76	25-44	.568	9-18	.500	12-14	.857	26-45	.578	14-26	.538	10-16	.625	-8	15/16
2/7	at Virginia Tech					L	47-74	15-40	.375	10-20	.500	7-9	.778	29-55	.527	13-27	.481	3-6	.500	-17	11/9
2/9	at Florida State					W	56-51	18-54	.333	8-25	.320	12-24	.500	16-56	.286	7-24	.292	12-18	.667	0	11/13
2/12	NC State					W	71-69	22-55	.400	4-14	.286	23-25	.920	23-58	.397	9-24	.375	14-16	.875	+20	14/9
2/16	at North Carolina					W	76-67	24-47	.511	10-17	.588	18-20	.900	24-58	.414	7-26	.269	12-16	.750	-1	18/13
2/19	Georgia Tech					L	62-68	21-51	.412	5-20	.250	15-20	.750	26-56	.464	6-18	.333	10-11	.909	+2	16/11
2/22	Miami					L	64-85	25-52	.481	5-17	.294	9-17	.529	32-58	.552	9-20	.450	12-16	.750	+3	20/12
3/1	Duke			4	2	L	56-86	24-57	.421	5-18	.278	3-6	.500	32-54	.593	11-22	.500	11-13	.846	0	13/6
3/5	at Notre Dame					L	54-78	23-64	.359	3-26	.115	5-7	.714	27-48	.563	14-24	.583	10-14	.714	-8	5/13
3/8	vs. Boston College[4]					L	46-66	18-45	.400	3-11	.273	7-12	.583	23-43	.535	7-15	.467	13-18	.722	+1	14/12

[1]Big Ten/ACC Challenge; [2]Gotham Classic; [3]Gotham Classic, New York; [4]ACC Tournament, Brooklyn, N.Y.

JEFF CAPEL

Head Coach
Fifth Season at Pitt
Duke '97

■ Now in his fifth year at Pitt, Capel is serving in his 14th season as a head coach (four years at VCU, five years at Oklahoma).

■ Capel owns a 213-179 record as a head coach at VCU, Oklahoma and Pitt with three NCAA Tournament appearances, including an Elite Eight trip with Oklahoma in 2008.

■ Prior to his tenure at Pitt, Capel spent the previous seven seasons at Duke, including the final four as associate head coach under Mike Krzyzewski, helping guide the Blue Devils to a 200-55 (.784) record, seven NCAA Tournament appearances, the 2017 ACC Tournament championship and the 2015 National Championship.

■ Capel was instrumental in the development of young talent as Duke produced 15 first-round picks in the NBA Draft during his tenure, including nine lottery picks. Duke had at least one first-round selection every season and multiple first-round picks in five of the seven years with Capel on staff.

■ He was crucial to the signing of the 2014 class that was ranked No. 1 in the nation and featured Grayson Allen, Tyus Jones, Jahlil Okafor and Justise Winslow. That class was the catalyst for Duke's fifth national championship in 2015.

JEFF CAPEL YEAR BY YEAR

Year	School	Conf.	Overall	Conf. W-L	Conf. Finish	Post-Season
2002-03	VCU	Colonial	18-10	12-6	t2nd	-
2003-04	VCU	Colonial	23-8	14-4	1st	NCAA 0-1
2004-05	VCU	Colonial	19-13	13-5	t2nd	NIT 0-1
2005-06	VCU	Colonial	19-10	11-7	5th	-
2006-07	Oklahoma	Big 12	16-15	6-10	t7th	-
2007-08	Oklahoma	Big 12	23-12	9-7	t4th	NCAA 1-1
2008-09	Oklahoma	Big 12	30-6	13-3	2nd	NCAA 3-1
2009-10	Oklahoma	Big 12	•13-18	4-12	t11th	-
2010-11	Oklahoma	Big 12	14-18	5-11	8th	-
2018-19	Pitt	ACC	14-19	3-15	t14th	-
2019-20	Pitt	ACC	16-17	6-14	t13th	-
2020-21	Pitt	ACC	10-12	6-10	12th	-
2021-22	Pitt	ACC	11-21	6-14	t11th	-

CAPEL CAREER TOTALS

School	Years		Overall W-L	Overall Pct.	Conf. Games W-L	Conf. Games Pct.	ACC Tournament W-L	ACC Tournament Pct.	NCAA Tournament W-L	NCAA Tournament Pct.	NIT Games W-L	NIT Games Pct.
VCU	(4)	2003-2006	79-41	.658	50-22	.694	-	-	0-1	.000	0-1	.000
Oklahoma	(5)	2007-2011	• 83-69	.546	• 33-43	.434	-	-	4-2	.667	-	-
Pitt	(4)	2019-2022	51-69	.425	21-53	.284	2-4	.333	-	-	-	-
Totals	**(13)**	**2003-11, '19-22**	**213-179**	**.543**	**104-118**	**.468**	**2-4**	**.333**	**4-3**	**.571**	**0-1**	**.000**

• Oklahoma vacated 13 regular-season wins, including four conference wins, due to use of an ineligible player during the 2009-10 season; vacated wins not included in career totals

PITT COACHING RECORDS

Career Records			Years	W	L	Pct.
1.	Benjamin F. Printz	(2)	1905-1907	8	14	.363
2.	Henry Hough	(1)	1907-1908	10	6	.625
3.	Wohlparth Wegner	(1)	1910-1911	6	6	.500
4.	Dr. George M. Flint	(10)	1911-1921	111	68	.620
5.	Andrew Kerr	(1)	1921-1922	12	8	.600
6.	Dr. H.C. Carlson	(31)	1922-1953	367	248	.597
7.	Robert Timmons	(15)	1953-1968	174	189	.479
8.	Charles "Buzz" Ridl	(7)	1968-1975	97	83	.539
9.	Tim Grgurich	(5)	1975-1980	69	70	.496
10.	Dr. Roy Chipman	(6)	1980-1986	102	76	.573
11.	Paul Evans	(8)	1986-1994	147	98	.600
12.	Ralph Willard	(5)	1994-1999	63	82	.434
13.	Ben Howland	(4)	1999-2003	89	40	.690
14.	Jamie Dixon	(13)	2004-2016	328	123	.727
15.	Kevin Stallings	(2)	2017-2018	24	41	.369
16.	Jeff Capel	(4)	2019-2022	51	69	.425

ACC Games Only			Years	W	L	Pct.
1.	Jamie Dixon	(3)	2014-2016	28	26	.519
2.	Jeff Capel	(4)	2019-2022	21	53	.284
3.	Kevin Stallings	(2)	2017-2018	4	32	.111

ACC Tournament			Years	W	L	Pct.
1.	Jamie Dixon	(3)	2014-2016	3	3	.500
2.	Jeff Capel	(4)	2019-2022	2	4	.333
	Kevin Stallings	(2)	2017-2018	1	2	.333

NCAA Tournament		No.	W	L	Pct.
1.	Ben Howland	(2)	4	2	.667
	Charles "Buzz" Ridl	(1)	2	1	.667
3.	Jamie Dixon	(11)	12	11	.522
4.	Dr. H.C. Carlson	(1)	1	1	.500
5.	Paul Evans	(5)	3	5	.375
6.	Dr. Roy Chipman	(3)	1	3	.250
7.	Robert Timmons	(3)	1	4	.200

NIT		No.	W	L	Pct.
1.	Dr. Roy Chipman	(2)	2	2	.500
	Paul Evans	(1)	1	1	.500
	Ben Howland	(1)	1	1	.500
	Ralph Willard	(1)	1	1	.500
	Charles "Buzz" Ridl	(1)	1	1	.500
6.	Tim Grgurich	(1)	0	1	.000
	Robert Timmons	(1)	0	1	.000
	Jamie Dixon	(1)	0	1	.000

Year	Head Coach	Overall	Conf.	Finish	Conf. Trn.	Non Conf.	Post-Season	Final AP	Final Coach	All-ACC	All-Am.	NBA Draft	PPG Offense	FG%	FT%	PPG Defense	Opp. FG%	Reb. Mar.
1954	Robert Timmons	9-14	-	-	-	9-14	-	-	-	-	-	1	71.2	.329	.596	76.9	.367	0.2
1955	Robert Timmons	10-16	-	-	-	10-16	-	-	-	-	-	-	78.0	.365	.640	79.7	.386	2.7
1956	Robert Timmons	15-10	-	-	-	15-10	-	-	-	-	-	-	77.2	.386	.679	77.2	.380	5.7
1957	Robert Timmons	16-11	-	-	-	16-11	NCAA 1-1	-	-	-	-	1	76.5	.402	.674	73.8	.386	1.6
1958	Robert Timmons	18-7	-	-	-	18-7	NCAA 0-1	-	-	-	1	1	76.6	.413	.671	70.2	.357	-0.9
1959	Robert Timmons	10-14	-	-	-	10-14	-	-	-	-	1	1	69.4	.381	.693	73.3	.380	-2.5
1960	Robert Timmons	11-14	-	-	-	11-14	-	-	-	-	-	-	70.0	.395	.686	72.6	.402	-1.6
1961	Robert Timmons	12-11	-	-	-	12-11	-	-	-	-	-	-	67.7	.372	.682	70.5	.393	0.9
1962	Robert Timmons	12-11	-	-	-	12-11	-	-	-	-	-	-	72.9	.418	.735	70.8	.415	0.1
1963	Robert Timmons	19-6	-	-	-	19-6	NCAA 0-1	-	-	-	-	-	74.1	.430	.713	63.8	.369	1.3
1964	Robert Timmons	17-8	-	-	-	17-8	NIT 0-1	-	-	-	-	1	81.8	.440	.706	72.6	.431	-0.5
1965	Robert Timmons	7-16	-	-	-	7-16	-	-	-	-	-	-	69.9	.386	.735	75.7	.444	-7.7
1966	Robert Timmons	5-17	-	-	-	5-17	-	-	-	-	-	-	66.5	.397	.687	75.5	.466	-10.7
1967	Robert Timmons	6-19	-	-	-	6-19	-	-	-	-	-	-	63.8	.374	.667	76.9	.443	0.7
1968	Robert Timmons	7-15	-	-	-	7-15	-	-	-	-	-	-	70.5	.387	.691	80.9	.492	1.7
1969	Charles "Buzz" Ridl	4-20	-	-	-	4-20	-	-	-	-	-	-	60.5	.391	.674	72.1	.432	-5.6
1970	Charles "Buzz" Ridl	12-12	-	-	-	12-12	-	-	-	-	-	-	71.8	.463	.703	73.4	.434	0.7
1971	Charles "Buzz" Ridl	14-10	-	-	-	14-10	-	-	-	-	-	-	76.5	.442	.691	69.4	.424	4.7
1972	Charles "Buzz" Ridl	12-12	-	-	-	12-12	-	-	-	-	-	-	80.2	.465	.713	77.9	.472	2.7
1973	Charles "Buzz" Ridl	12-14	-	-	-	12-14	-	-	-	-	-	-	70.7	.444	.675	69.5	.418	0.3
1974	Charles "Buzz" Ridl	25-4	-	-	-	25-4	NCAA 2-1	16	14	-	1	2	80.8	.482	.683	65.5	.423	6.5
1975	Charles "Buzz" Ridl	18-11	-	-	-	18-11	NIT 1-1	-	-	-	-	2	77.2	.456	.677	71.4	.446	2.2
1976	Tim Grgurich	12-15	-	-	-	12-15	-	-	-	-	-	1	70.9	.454	.647	70.1	.461	-2.7
Member of Eastern Collegiate Basketball League																		
1977	Tim Grgurich	6-21	1-9	(T4W)	0-1	5-11	-	-	-	1	-	-	70.9	.459	.688	77.9	.491	-4.4
Member of Eastern 8 Conference																		
1978	Tim Grgurich	16-11	5-5	(T3)	1-1	10-5	-	-	-	1	-	1	77.8	.477	.727	74.2	.449	4.3
1979	Tim Grgurich	18-11	6-4	(4)	2-1	10-6	-	-	-	2	-	1	76.5	.491	.729	70.0	.487	10.6
1980	Tim Grgurich	17-12	5-5	(T4)	1-1	11-6	NIT 0-1	-	-	2	-	1	69.1	.463	.655	64.9	.448	1.8
1981	Dr. Roy Chipman	19-12	8-5	(4)	3-0	8-7	NCAA 1-1	-	-	2	-	2	71.5	.456	.666	65.6	.466	2.0
1982	Dr. Roy Chipman	20-10	8-6	(3)	3-0	9-4	NCAA 0-1	-	-	1	-	-	68.9	.468	.690	66.1	.476	-1.4
Member of Big East Conference																		
1983	Dr. Roy Chipman	13-15	6-10	(6)	0-1	7-4	-	-	-	1	-	1	67.2	.451	.724	68.8	.537	3.6
1984	Dr. Roy Chipman	18-13	6-10	(6)	0-1	12-2	NIT 2-1	-	-	1	-	1	67.8	.450	.698	64.7	.487	-3.3
1985	Dr. Roy Chipman	17-12	8-8	(5)	0-1	9-3	NCAA 0-1	-	-	1	-	-	70.7	.457	.706	67.3	.469	1.5
1986	Dr. Roy Chipman	15-14	6-10	(6)	0-1	9-3	NIT 0-1	-	-	2	-	-	76.1	.499	.708	69.0	.458	3.3
1987	Paul Evans	25-8	12-4	(T1)	1-1	12-3	NCAA 1-1	12	12	2	2	-	84.3	.509	.689	73.5	.442	9.7
1988	Paul Evans	24-7	12-4	(1)	1-1	11-2	NCAA 1-1	8	7	2	2	2	79.8	.494	.717	71.0	.434	6.0
1989	Paul Evans	17-13	9-7	(4)	1-1	7-5	NCAA 0-1	-	-	2	-	-	78.9	.469	.746	79.3	.484	2.0
1990	Paul Evans	12-17	5-11	(8)	1-1	6-5	-	-	-	1	-	-	83.7	.482	.727	83.0	.485	2.3
1991	Paul Evans	21-12	9-7	(T3)	0-1	12-4	NCAA 1-1	-	-	2	-	-	83.6	.461	.748	76.9	.456	3.4
1992	Paul Evans	18-16	9-9	(7)	0-1	9-6	NIT 1-1	-	-	2	-	1	76.2	.454	.621	72.7	.437	1.2
1993	Paul Evans	17-11	9-9	(6)	0-1	8-1	NCAA 0-1	-	-	1	-	-	78.0	.439	.641	76.6	.439	4.3
1994	Paul Evans	13-14	7-11	(8)	0-1	6-2	-	-	-	2	-	1	78.0	.439	.641	75.1	.407	0.1
1995	Ralph Willard	10-18	5-13	(9)	1-1	4-4	-	-	-	1	-	-	72.0	.413	.715	75.0	.468	4.3
1996	Ralph Willard	10-17	5-13	(7BE7)	0-1	5-3	-	-	-	0	-	1	72.1	.415	.682	70.8	.431	-2.0
1997	Ralph Willard	18-15	10-8	(2BE7)	1-1	7-6	NIT 1-1	-	-	1	-	-	69.2	.420	.644	67.5	.419	-2.2
1998	Ralph Willard	11-16	6-12	(5BE7)	0-1	5-3	-	-	-	2	-	-	73.6	.444	.687	79.2	.469	-0.4
1999	Ralph Willard	14-16	5-13	(11)	0-1	9-2	-	-	-	2	-	1	67.2	.416	.701	70.4	.450	-1.9
2000	Ben Howland	13-15	5-11	(11)	0-1	8-3	-	-	-	1	-	-	66.6	.429	.623	67.0	.431	3.1
2001	Ben Howland	19-14	7-9	(5W)	3-1	7-4	NIT 1-1	-	-	1	-	-	68.1	.455	.617	65.3	.427	1.4
2002	Ben Howland	29-6	13-3	(1W)	2-1	14-2	NCAA 2-1	9	9	3	1	-	72.3	.470	.605	60.9	.395	6.4
2003	Ben Howland	28-5	13-3	(T1W)	3-0	12-2	NCAA 2-1	4	8	4	1	-	74.9	.506	.640	59.2	.390	6.6
2004	Jamie Dixon	31-5	13-3	(1)	2-1	16-1	NCAA 2-1	9	7	4	-	-	67.9	.471	.652	56.4	.386	5.4
2005	Jamie Dixon	20-9	10-6	(5)	0-1	10-2	NCAA 0-1	-	-	2	-	1	72.3	.471	.659	63.5	.404	8.5
2006	Jamie Dixon	25-8	10-6	(T4)	3-1	12-1	NCAA 1-1	16	16	2	-	-	72.5	.456	.693	63.1	.400	7.6
2007	Jamie Dixon	29-8	12-4	(T2)	2-1	15-3	NCAA 2-1	12	10	2	1	1	71.3	.472	.661	62.8	.407	4.6
2008	Jamie Dixon	27-10	10-8	(7)	4-0	13-2	NCAA 1-1	17	18	1	-	-	73.8	.456	.667	65.1	.420	4.3
2009	Jamie Dixon	31-5	15-3	(T2)	0-1	16-1	NCAA 3-1	4	6	3	2	2	77.4	.479	.676	64.4	.407	9.3
2010	Jamie Dixon	25-9	13-5	(T2)	0-1	12-3	NCAA 1-1	18	20	1	-	-	68.7	.446	.693	61.8	.400	5.1
2011	Jamie Dixon	28-6	15-3	(1)	0-1	13-2	NCAA 1-1	3	12	2	-	-	73.9	.475	.671	61.0	.397	10.7
2012	Jamie Dixon	22-17	5-13	(13)	1-1	16-3	CBI 5-1	-	-	0	-	-	69.0	.453	.699	65.5	.441	6.4
2013	Jamie Dixon	24-9	12-6	(4)	0-1	12-2	NCAA 0-1	20	-	1	-	1	69.2	.472	.668	56.0	.392	6.7
Member of Atlantic Coast Conference																		
2014	Jamie Dixon	26-10	11-7	(5)	2-1	13-2	NCAA 1-1	20	-	1	0	1	71.8	.460	.712	61.9	.412	5.9
2015	Jamie Dixon	19-15	8-10	(T9)	0-1	11-5	NIT 0-1	-	-	1	0	0	67.0	.447	.685	65.6	.448	1.9
2016	Jamie Dixon	21-12	9-9	(T9)	1-1	11-2	NCAA 0-1	-	-	1	0	0	75.0	.458	.752	67.3	.433	7.2
2017	Kevin Stallings	16-17	4-14	(T13)	1-1	11-2	-	-	-	1	0	0	72.8	.442	.733	74.7	.449	0.2
2018	Kevin Stallings	8-24	0-18	(15)	0-1	8-5	-	-	-	0	0	0	62.0	.405	.695	72.4	.439	-6.2
2019	Jeff Capel	14-19	3-15	(T14)	1-1	10-3	-	-	-	0	0	0	69.9	.418	.697	68.7	.409	-0.1
2020	Jeff Capel	14-19	3-15	(T14)	1-1	10-3	-	-	-	0	0	0	69.9	.418	.697	68.7	.409	-0.1
2021	Jeff Capel	10-12	6-10	(12)	0-1	4-6	-	-	-	0	0	0	71.2	.432	.664	70.1	.435	1.1
2022	Jeff Capel	11-21	6-14	(T11)	0-1	7-7	-	-	-	0	0	0	61.5	.414	.696	68.1	.441	2.8

2022-23 SCHEDULE

Date	Opponent	TV	Time
11/7	Lehigh	ACCNX	8 PM
11/15	Colgate	RSN	7 PM
11/19	Northeastern	ACCNX	TBA
11/21	vs Richmond[1]	ESPN2	7 PM
11/22	vs Temple/St. John's[1]	ESPN2	7/9:30 PM
11/26	Bryant	ACCNX	7 PM
11/29	at Illinois[2]	ESPN/2	7/7:30 PM
12/3	at Notre Dame	ESPN2	Noon
12/6	Oakland	ACCN	6 PM
12/10	Georgetown	ABC	1 PM
12/12	Monmouth	ACCN	7 PM
12/17	Cornell	ACCN	1 PM
12/20	Pitt	ESPNU	9 PM
12/31	Boston College	TBA	TBA
1/3	at Louisville	ESPN/2/U	7 PM
1/7	at Virginia	ACCN	5 PM
1/11	Virginia Tech	RSN	7 PM
1/14	Notre Dame	ACCN	7 PM
1/16	at Miami	ACCN	7 PM
1/21	at Georgia Tech	RSN	Noon
1/24	North Carolina	ESPN	9 PM
1/28	at Virginia Tech	ACCN	7 PM
1/30	Virginia	ESPN	7 PM
2/4	at Boston College	ACCN	5 PM
2/8	at Florida State	ESPN/2/U	7 PM
2/14	NC State	ACCN	7 PM
2/18	Duke	ESPN	6 PM
2/22	at Clemson	ACCN	7 PM
2/25	at Pitt	ACCN	5 PM
2/28	Georgia Tech	RSN	7 PM
3/4	Wake Forest	RSN	5 PM

[1]Empire Classic, Brooklyn, N.Y.
[2]Big Ten/ACC Challenge

Schedule as of Oct. 31, 2022

QUICK FACTS

Location: Syracuse, New York
Founded: 1870
Enrollment: 21,322
Colors: Orange
President: Kent Syverud
Athletics Director: John Wildhack
Arena: Carrier Dome (35,446)

MEDIA SERVICES
Men's Basketball Contact: Pete Moore
Office Phone: 315-443-2080
E-mail: pimoore@syr.edu
Website: Cuse.com
Twitter: @Cuse_MBB

2022-23 ROSTER

No.	Player	Pos.	Ht.	Wt.	Cl.	Hometown/High School/Previous School
0	Chris Bell	F	6-7	180	Fr.	Concord, Calif./De La Salle H.S./ Wasatch Academy (Utah)
1	Maliq Brown	F	6-8	213	Fr.	Culpeper, Va./Blue Ridge H.S.
2	John Bol Ajak	F	6-10	216	R-Jr.	Natinga, South Sudan/Westtown School (Pa.)
3	Judah Mintz	G	6-3	172	Fr.	Fort Washington, Md./Gonzaga College H.S./ Oak Hill Academy
5	Justin Taylor	G	6-6	205	Fr.	Charlottesville, Va./St. Anne's Bellfield/IMG Academy
10	Symir Torrence	G	6-3	195	Sr.	Syracuse, N.Y./Syracuse Academy of Science/ Vermont Academy
11	Joseph Girard III	G	6-1	190	Sr.	Glens Falls, N.Y./Glens Falls
12	Anthony Clayton	G	6-0	180	So.	Albany, N.Y./Avon Old Farms (Conn.)
13	Benny Williams	F	6-9	208	So.	Bowie, Md./St. Andrew's Episcopal (Md.)/ IMG Academy (Fla.)
14	Jesse Edwards	C	6-11	230	Sr.	Amsterdam, Netherlands/IMG Academy (Fla.)
21	Niko Ruffin	G	5-10	170	So.	Cresskill, N.J./Paramus Catholic
23	Peter Carey	C	6-11	200	Fr.	Sunderland, Mass./Northfield Mt. Herman H.S./ Frontier Regional School
24	Quadir Copeland	G	6-6	203	Fr.	Philadelphia, Pa./Gettysburg H.S./ Life Center Academy (N.J.)/IMG Academy
25	Shane Feldman	G	6-2	165	Jr.	Agoura Hills, Calif./Agoura
33	Arthur Cordes	G	6-3	180	Jr.	Wallingford, Conn./Xavier/Sheehan
34	Stephen Keating	F	6-6	210	Fr.	Fairfield, Conn./Fairfield Ludlowe
55	Mounir Hima	C	6-11	230	So.	Tillaberi, Niger/St. Benedict's H.S. (N.J.)

Head Coach: Jim Boeheim (Syracuse '66)
Associate Head Coach: Adrian Autry (Syracuse '94)
Assistant Coach: Allen Griffin (Syracuse '01)
Assistant Coach: Gerry McNamara (Syracuse '06)

2021-22 FINAL STATISTICS (16-17, 9-11/9TH ACC)

#	PLAYER	GP-GS	MIN	AVG	TOTAL FG-FGA	FG%	3-POINT 3FG-FGA	3FG%	F-THROW FT-FTA	FT%	REBOUNDS OFF	DEF	TOT	AVG	PF	DQ	A	TO	BLK	STL	PTS	AVG
35	BOEHEIM, Buddy	32-32	1217:35	38.0	213-524	.406	88-258	.341	99-112	.884	18	90	108	3.4	55	1	98	57	3	47	613	19.2
	ACC-Only	20-20	778:50	38.9	131-327	.401	60-172	.349	57-65	.877	10	60	70	3.5	39	1	60	36	3	28	379	19.0
21	SWIDER, Cole	33-33	1140:23	34.6	160-364	.440	81-197	.411	58-67	.866	40	183	223	6.8	78	3	45	45	12	32	459	13.9
	ACC-Only	20-20	707:28	35.4	99-221	.448	54-123	.439	24-27	.889	24	109	133	6.7	44	1	25	31	6	12	276	13.8
11	GIRARD III, Joseph	33-33	1122:16	34.0	142-362	.392	89-221	.403	82-93	.882	11	81	92	2.8	42	0	138	92	1	53	455	13.8
	ACC-Only	20-20	688:25	34.4	80-223	.359	49-132	.371	56-62	.903	5	48	53	2.7	30	0	77	51	1	32	265	13.3
0	BOEHEIM, Jimmy	33-33	1146:48	34.8	176-378	.466	36-95	.379	65-101	.644	64	139	203	6.2	55	0	52	43	3	29	453	13.7
	ACC-Only	20-20	713:37	35.7	95-221	.430	17-54	.315	46-72	.639	41	83	124	6.2	34	0	36	26	1	13	253	12.7
14	EDWARDS, Jesse	24-24	674:21	28.1	114-164	.695	0-0	.000	61-102	.598	60	97	157	6.5	90	11	25	30	67	27	289	12.0
	ACC-Only	13-13	376:24	29.0	64-98	.653	0-0	.000	32-55	.582	38	53	91	7.0	51	7	17	18	38	17	160	12.3
34	SIDIBE, Bourama	13-3	152:12	11.7	15-23	.652	0-0	.000	9-14	.643	16	20	36	2.8	31	0	5	6	11	9	39	3.0
	ACC-Only	9-1	121:40	13.5	14-18	.778	0-0	.000	8-12	.667	11	16	27	3.0	23	0	5	5	7	8	36	4.0
5	ANSELEM, Frank	32-6	452:20	14.1	30-48	.625	0-0	.000	24-40	.600	52	71	123	3.8	65	1	13	17	17	8	84	2.6
	ACC-Only	19-6	276:25	14.5	16-24	.667	0-0	.000	9-18	.500	30	49	79	4.2	44	1	6	11	10	3	41	2.2
10	TORRENCE, Symir	30-1	392:26	13.1	32-77	.416	3-8	.375	10-20	.500	12	35	47	1.6	21	0	88	26	2	13	77	2.6
	ACC-Only	17-0	193:37	11.4	18-38	.474	1-4	.250	3-6	.500	6	15	21	1.2	9	0	38	12	0	6	40	2.4
13	WILLIAMS, Benny	29-0	313:08	10.8	21-62	.339	1-11	.091	13-21	.619	12	30	42	1.4	24	0	6	17	7	12	56	1.9
	ACC-Only	18-0	151:38	8.4	9-35	.257	1-7	.143	12-16	.750	9	17	26	1.4	10	0	3	3	2	2	31	1.7
1	CASEY, Paddy	7-0	17:52	2.6	4-8	.500	1-3	.333	1-1	1.000	0	1	1	0.1	0	0	4	2	0	0	10	1.4
	ACC-Only	4-0	08:57	2.2	2-4	.500	0-1	.000	1-1	1.000	0	1	1	0.3	0	0	1	1	0	0	5	1.3
24	LAVALLE, Chris	5-0	06:39	1.3	3-6	.500	0-0	.000	0-0	.000	1	0	1	0.2	0	0	2	1	0	1	6	1.2
	ACC-Only	3-0	03:58	1.3	1-3	.333	0-0	.000	0-0	.000	1	0	1	0.3	0	0	1	1	0	1	2	0.7
12	OWENS, Chaz	6-0	10:41	1.8	2-2	1.000	0-0	.000	0-1	.000	0	2	2	0.3	1	0	1	0	0	0	4	0.7
	ACC-Only	3-0	03:58	1.3	0-0	.000	0-0	.000	0-1	.000	0	0	0	0.0	0	0	0	0	0	0	0	0.0
33	CORDES, Arthur	5-0	06:39	1.3	1-3	.333	1-1	1.000	0-0	.000	0	1	1	0.2	0	0	0	1	0	0	3	0.6
	ACC-Only	3-0	03:58	1.3	1-1	1.000	1-1	1.000	0-0	.000	0	0	0	0.0	0	0	0	0	0	0	3	1.0
2	AJAK, John Bol	12-0	60:34	5.0	2-7	.286	0-1	.000	1-2	.500	2	12	14	1.2	8	0	5	3	1	0	5	0.4
	ACC-Only	7-0	40:50	5.8	1-3	.333	0-0	.000	0-0	.000	1	5	6	0.9	7	0	4	1	1	0	2	0.3
23	RUFFIN, Niko	2-0	02:23	1.2	0-1	.000	0-0	.000	0-0	.000	0	1	1	0.5	0	0	0	0	0	0	0	0.0
	ACC-Only	1-0	01:17	1.3	0-0	.000	0-0	.000	0-0	.000	0	1	1	1.0	0	0	0	0	0	0	0	0.0
32	GIANCOLA, Nick	6-0	06:54	1.1	0-0	.000	0-0	.000	0-0	.000	0	3	3	0.5	0	0	0	1	0	0	0	0.0
	ACC-Only	3-0	03:58	1.3	0-0	.000	0-0	.000	0-0	.000	0	1	1	0.3	0	0	0	1	0	0	0	0.0
25	FELDMAN, Shane	2-0	01:50	0.9	0-0	.000	0-0	.000	0-0	.000	0	1	1	0.5	0	0	0	0	0	0	0	0.0
	ACC-Only	0-0	0:00	0.0	0-0	.000	0-0	.000	0-0	.000	0	0	0	0.0	0	0	0	0	0	0	0	0.0
	Total	**33**	**6725**		**915-2029**	**.451**	**300-795**	**.377**	**423-574**	**.737**	**349**	**848**	**1197**	**36.3**	**470**	**16**	**482**	**354**	**124**	**231**	**2553**	**77.4**
	ACC-Only	**20**	**4075**		**531-1216**	**.437**	**183-494**	**.370**	**248-335**	**.740**	**211**	**500**	**711**	**35.6**	**291**	**10**	**273**	**206**	**69**	**122**	**1493**	**74.7**
	Opponents	**33**	**6725**		**887-2083**	**.426**	**335-1014**	**.330**	**368-490**	**.751**	**401**	**847**	**1248**	**37.8**	**483**	**6**	**624**	**385**	**111**	**214**	**2477**	**75.1**
	ACC-Only	**20**	**4075**		**533-1233**	**.432**	**189-579**	**.326**	**228-302**	**.755**	**224**	**521**	**745**	**37.3**	**282**	**2**	**368**	**215**	**64**	**125**	**1483**	**74.2**

Date	Opponent	SU AP	SU USA	Opp AP	Opp USA	W/L	Score	SYRACUSE FG	FG%	3-Pt FG	3-Pt FG%	FT	FT%	OPPONENTS FG	FG%	3-Pt FG	3-Pt FG%	FT	FT%	Reb Mar	TO SU/Op
11/9	Lafayette					W	97-63	37-68	.544	13-26	.500	10-13	.769	23-67	.343	12-41	.293	5-6	.833	+18	9/10
11/14	Drexel					W	75-60	30-54	.556	8-16	.500	7-10	.700	22-52	.423	10-27	.370	6-6	1.000	-4	11/20
11/20	Colgate					L	85-100	28-64	.438	7-23	.304	22-25	.880	32-70	.457	18-43	.419	18-21	.857	-10	10/11
11/24	vs. VCU[1]					L	55-67	18-62	.290	5-23	.217	14-16	.875	24-57	.421	7-18	.389	12-17	.706	+5	16/14
11/25	vs. Arizona State[1]					W	92-84	33-61	.541	8-19	.421	18-27	.667	31-69	.449	15-39	.385	7-15	.467	+10	11/8
11/26	vs. Auburn[1]			19	22	L	68-89	20-48	.417	7-19	.368	21-26	.808	34-67	.507	12-30	.400	9-13	.692	-10	15/7
11/30	Indiana[2]					W 2OT	112-110	36-73	.493	13-34	.382	27-34	.794	38-69	.551	11-27	.407	23-31	.742	-15	12/26
12/4	at Florida State					W	63-60	22-63	.349	9-30	.300	10-13	.769	22-63	.349	4-30	.133	12-16	.750	+1	13/11
12/7	vs. Villanova[3]			6	6	L	53-67	20-56	.357	5-15	.333	8-15	.533	25-77	.325	13-50	.260	4-6	.667	-21	11/10
12/11	at Georgetown					L	75-79	30-68	.441	8-26	.308	7-11	.636	25-55	.455	11-26	.423	18-21	.857	-7	7/11
12/18	Lehigh						Ccd.														
12/27	Brown					W	93-62	35-61	.574	13-21	.619	10-20	.500	23-67	.343	9-31	.290	7-10	.700	+7	12/14
12/29	Cornell					W	80-68	32-57	.561	6-20	.300	10-15	.667	23-65	.354	15-46	.326	7-8	.875	-3	16/22
1/1	Virginia					L	69-74	22-60	.367	10-30	.333	15-23	.652	30-57	.526	7-20	.350	7-10	.700	+4	11/9
1/5	at Miami					L	87-88	29-59	.492	17-32	.531	12-18	.667	29-65	.446	11-30	.367	19-24	.792	+3	19/10
1/8	at Wake Forest					L OT	74-77	27-75	.360	8-29	.276	12-14	.857	25-58	.431	11-37	.297	16-25	.640	+7	9/13
1/11	Pitt					W	77-61	25-49	.510	6-17	.353	21-31	.677	18-47	.383	7-22	.318	18-26	.692	+1	9/13
1/15	Florida State					L	71-76	24-51	.471	7-17	.412	16-19	.842	28-51	.549	12-20	.600	8-13	.615	+4	12/10
1/18	Clemson					W	91-78	31-58	.534	9-22	.409	20-26	.769	31-63	.492	8-27	.296	8-11	.727	+13	10/9
1/22	at Duke			6	5	L	59-79	24-68	.353	5-29	.172	6-12	.500	30-63	.476	14-37	.378	5-7	.714	-10	10/15
1/25	at Pitt					L	53-64	19-63	.302	6-31	.194	9-16	.563	20-58	.345	7-26	.269	17-20	.850	-6	10/13
1/29	Wake Forest					W	94-72	36-63	.571	10-19	.526	12-17	.706	27-56	.482	11-27	.407	7-10	.700	-1	5/17
2/2	at NC State					W	89-82	32-54	.593	11-19	.579	14-18	.778	29-67	.433	16-39	.410	8-8	1.000	+3	11/7
2/5	Louisville					W	92-69	32-58	.552	12-23	.522	16-19	.842	27-67	.403	10-35	.286	5-6	.833	+2	13/14
2/8	at Boston College					W	73-64	24-61	.393	11-24	.458	14-16	.875	27-72	.375	6-28	.214	4-6	.667	-2	10/10
2/12	at Virginia Tech					L	59-71	24-64	.375	10-27	.370	1-4	.250	23-60	.383	8-27	.296	17-21	.810	0	11/4
2/19	Boston College					W	76-56	30-59	.508	10-23	.435	6-11	.545	23-66	.348	5-28	.179	5-6	.833	-5	13/15
2/21	Georgia Tech					W OT	74-73	24-73	.329	10-32	.313	16-22	.727	26-66	.394	9-27	.333	12-17	.706	-9	4/14
2/23	at Notre Dame					L	69-79	26-57	.456	6-23	.261	11-15	.733	25-62	.403	11-33	.333	18-21	.857	-13	7/7
2/26	Duke			7	6	L	72-97	29-59	.492	5-18	.278	9-10	.900	35-65	.538	15-32	.469	12-17	.706	-13	7/6
2/28	at North Carolina					L OT	79-88	31-63	.492	10-25	.400	7-8	.875	29-71	.408	14-36	.389	16-20	.800	-14	11/8
3/5	Miami					L	72-75	20-60	.333	11-25	.440	21-23	.913	29-56	.518	3-18	.167	14-18	.778	+2	11/10
3/9	vs. Florida State[4]					W	96-57	38-74	.514	11-28	.393	9-12	.750	22-68	.324	2-25	.080	11-16	.688	+17	7/8
3/10	vs. Duke			7	7	W	79-88	27-67	.403	13-31	.419	12-15	.800	32-67	.478	11-32	.344	13-18	.722	-4	11/9

[1]Battle 4 Atlantic, Paradise Island, Bahamas; [2]Big Ten/ACC Challenge; [3]Jimmy V Classic, New York; [4]ACC Tournament, Brooklyn, N.Y.

JIM BOEHEIM

Head Coach
47th Season at Syracuse
Syracuse '66

■ Boeheim has guided his Syracuse program to 35 trips to the NCAA Tournament, including Final Four appearances in 1987, 1996, 2003, 2013 and 2016, and an NCAA championship in 2003.

■ Boeheim achieved the ultimate basketball tribute in 2005 when he was inducted into the Naismith Memorial Basketball Hall of Fame.

■ A four-time Big East Coach of the Year, Boeheim has been honored as NABC District II Coach of the Year 10 times and USBWA District II Coach of the Year on four occasions.

■ During the 2000 Final Four, he was presented with the Claire Bee Award in recognition of his contributions to the sport.

■ In the fall of 2000, he received Syracuse University's Arents Award, the school's highest alumni honor. On February 24, 2002, the University named the Carrier Dome court "Jim Boeheim Court."

JIM BOEHEIM YEAR BY YEAR

Year	School	Conf.	Overall	Conf. W-L	Conf. Finish	Post-Season
1976-77	Syracuse	Ind.	26-4	-	-	NCAA 1-1
1977-78	Syracuse	Ind.	22-6	-	-	NCAA 0-1
1978-79	Syracuse	Ind.	26-4	-	-	NCAA 1-1
1979-80	Syracuse	Big East	26-4	5-1	t1st	NCAA 2-1
1980-81	Syracuse	Big East	22-12	6-8	6th	NIT 4-1
1981-82	Syracuse	Big East	16-13	7-7	t5th	NIT 1-1
1982-83	Syracuse	Big East	21-10	9-7	5th	NIT 1-1
1983-84	Syracuse	Big East	23-9	12-4	t2nd	NCAA 1-1
1984-85	Syracuse	Big East	22-9	9-7	t3rd	NCAA 1-1
1985-86	Syracuse	Big East	26-6	14-2	t1st	NCAA 1-1
1986-87	Syracuse	Big East	31-7	12-4	t1st	NCAA 5-1
1987-88	Syracuse	Big East	26-9	11-5	2nd	NCAA 1-1
1988-89	Syracuse	Big East	30-8	10-6	3rd	NCAA 3-1
1989-90	Syracuse	Big East	26-7	12-4	t1st	NCAA 3-1
1990-91	Syracuse	Big East	26-6	12-4	1st	NCAA 0-1
1991-92	Syracuse	Big East	22-10	10-8	t5th	NCAA 1-1
1992-93	Syracuse	Big East	20-9	10-8	3rd	-
1993-94	Syracuse	Big East	23-7	13-5	2nd	NCAA 2-1
1994-95	Syracuse	Big East	20-10	12-6	3rd	1-1
1995-96	Syracuse	Big East	29-9	12-6	2nd	NCAA 5-1
1996-97	Syracuse	Big East	19-13	9-9	t4th	NIT 0-1
1997-98	Syracuse	Big East	26-9	12-6	1st	NCAA 2-1
1998-99	Syracuse	Big East	21-12	10-8	t4th	NCAA 0-1
1999-00	Syracuse	Big East	26-6	13-3	t1st	NCAA 2-1
2000-01	Syracuse	Big East	25-9	10-6	t2nd	NCAA 1-1
2001-02	Syracuse	Big East	23-13	9-7	t3rd	NIT 3-2
2002-03	**Syracuse**	**Big East**	**30-5**	**13-3**	**t1st**	**NCAA 6-0**
2003-04	Syracuse	Big East	23-8	11-5	t3rd	NCAA 2-1
2004-05	Syracuse	Big East	• 27-7	11-5	t3rd	NCAA 0-1
2005-06	Syracuse	Big East	• 23-12	7-9	t9th	NCAA 0-1
2006-07	Syracuse	Big East	• 24-11	10-6	5th	NIT 2-1
2007-08	Syracuse	Big East	21-14	9-9	t8th	NIT 2-1
2008-09	Syracuse	Big East	28-10	11-7	6th	NCAA 2-1
2009-10	Syracuse	Big East	30-5	15-3	1st	NCAA 2-1
2010-11	Syracuse	Big East	• 27-8	12-6	t3rd	NCAA 1-1
2011-12	Syracuse	Big East	• 34-3	17-1	1st	NCAA 3-1
2012-13	Syracuse	Big East	30-10	11-7	5th	NCAA 4-1
2013-14	Syracuse	ACC	28-6	14-4	2nd	NCAA 1-1
2014-15	Syracuse	ACC	18-13	9-9	8th	-
2015-16	Syracuse	ACC	23-13	9-9	t9th	NCAA 4-1
2016-17	Syracuse	ACC	19-15	10-8	t7th	-
2017-18	Syracuse	ACC	23-14	8-10	t10th	NCAA 3-1
2018-19	Syracuse	ACC	20-14	10-8	t6th	NCAA 0-1
2019-20	Syracuse	ACC	18-14	10-10	t6th	n/a COVID-19)
2020-21	Syracuse	ACC	18-10	9-7	8th	NCAA 2-1
2021-22	Syracuse	ACC	16-17	9-11	9th	-

Bold denotes National Champions

BOEHEIM CAREER TOTALS

School	Years		Overall W-L	Overall Pct.	Conf. Games W-L	Conf. Games Pct.	ACC Tournament W-L	ACC Tournament Pct.	NCAA Tournament W-L	NCAA Tournament Pct.	NIT Games W-L	NIT Games Pct.
Syracuse	(46)	1977-2022	998-426	.701	454-266	.631	5-7	.417	58-34	.630	10-7	.588
Totals	**(46)**	**1977-2022**	**998-426**	**.701**	**454-266**	**.631**	**5-7**	**.417**	**58-34**	**.630**	**10-7**	**.588**

• Record does not include 101 wins vacated between 2004-07 and 2010-12 by the NCAA ... vacated 15 wins from the 2004-05 season, 23 wins from the 2005-06 season, 22 wins from the 2006-07 season, 7 wins from the 2010-11 season and 34 wins from the 2011-12 season.

SYRACUSE COACHING RECORDS

Career Records			Years	W	L	Pct.
1.	No Coach	(3)	1901-1903	6	13	.316
2.	John A.R. Scott	(8)	1904-1911	64	54	.542
3.	Edmund Dollard	(13)	1912-1924	151	59	.719
4.	Lewis Andreas	(26)	1925-1950	358	135	.726
5.	Marc Guley	(12)	1951-1962	136	129	.513
6.	Fred Lewis	(6)	1963-1968	91	57	.615
7.	Roy Donforth	(8)	1969-1976	148	71	.676
8.	Jim Boeheim	(46)	1977-2022	998	426	.701

ACC Games Only			Years	W	L	Pct.
1.	Jim Boeheim	(9)	2014-2022	95	82	.537

ACC Tournament			Years	W	L	Pct.
1.	Jim Boeheim	(8)	2014, 16-22	5	7	.417

NCAA Tournament		No.	W	L	Pct.
1.	Marc Guley	(1)	2	1	.667
2.	Jim Boeheim	(35)	58	34	.630
3.	Roy Donforth	(4)	5	5	.500
	Fred Lewis	(1)	1	1	.500

NIT		No.	W	L	Pct.
1.	Jim Boeheim	(6)	12	7	.632
2.	Lewis Andreas	(2)	1	2	.333
3.	Roy Donforth	(3)	1	3	.333
4.	Fred Lewis	(1)	0	1	.000

Year	Head Coach	Overall	Conf.	Finish	Conf. Trn	Non Conf.	Post-Season	Final AP	Final Coach	All-Conf.	All-Am.	NBA Draft	PPG Offense	FG%	FT%	PPG Defense	Opp. FG%	Reb. Mar.
1954	Marc Guley	10-9	-	-	-	10-9	-	-	-	-	-	1	76.5	-	.634	76.5	-	-
1955	Marc Guley	10-11	-	-	-	10-11	-	-	-	-	-	-	79.9	-	.642	74.4	-	-
1956	Marc Guley	14-8	-	-	-	14-8	-	-	-	-	-	-	76.4	-	.607	79.3	-	-
1957	Marc Guley	18-7	-	-	-	18-7	NCAA 2-1	-	-	-	1	3	78.8	.415	.671	70.1	.374	+5.3
1958	Marc Guley	11-10	-	-	-	11-10	-	-	-	-	-	-	65.6	.390	.647	62.7	.364	
1959	Marc Guley	14-9	-	-	-	14-9	-	-	-	-	-	1	75.0	.451	.681	70.7	.391	+2.0
1960	Marc Guley	13-8	-	-	-	13-8	-	-	-	-	-	-	76.4	.432	.700	.73.1	.416	-5.0
1961	Marc Guley	4-19	-	-	-	4-19	-	-	-	-	-	1	69.0	.380	.673	80.6	.430	-6.2
1962	Marc Guley	2-22	-	-	-	2-22	-	-	-	-	-	-	61.8	.350	.680	79.3	.420	-11.0
1963	Fred Lewis	8-13	-	-	-	8-13	-	-	-	-	-	-	62.0	.396	.650	68.1	.395	-4.4
1964	Fred Lewis	17-8	-	-	-	17-8	NIT 0-1	-	-	-	-	-	83.1	.469	.700	74.7	.424	+6.6
1965	Fred Lewis	13-10	-	-	-	13-10	-	-	-	-	1	-	82.5	.464	.704	76.6	.416	+11.4
1966	Fred Lewis	22-6	-	-	-	22-6	NCAA 1-1	-	16	-	1	1	99.0	.498	.712	82.5	.420	+6.6
1967	Fred Lewis	20-6	-	-	-	20-6	NIT 0-1	-	-	-	3	2	82.9	.447	.723	75.0	.449	+1.0
1968	Fred Lewis	11-14	-	-	-	11-14	-	-	-	-	-	1	79.0	.432	.747	79.2	.464	+5.4
1969	Roy Danforth	9-16	-	-	-	9-16	-	-	-	-	-	-	75.9	.423	.694	82.0	.442	-1.3
1970	Roy Danforth	12-12	-	-	-	12-12	-	-	-	-	-	-	86.5	.470	.569	85.8	.438	+5.1
1971	Roy Danforth	19-7	-	-	-	19-7	NIT 0-1	-	-	-	1	1	83.0	.482	.686	75.8	.409	+3.5
1972	Roy Danforth	22-6	-	-	-	22-6	NIT 1-1	-	-	-	1	1	87.4	.469	.747	81.3	.456	-0.8
1973	Roy Danforth	24-5	-	-	-	24-5	NCAA 2-1	14	14	-	1	1	79.9	.476	.699	72.5	.456	-1.1
1974	Roy Danforth	19-7	-	-	-	19-7	NCAA 0-1	-	-	-	1	2	80.7	.469	.638	70.6	.423	+5.7
1975	Roy Danforth	23-9	-	-	-	23-9	NCAA 3-2	6	-	-	2	2	82.1	.488	.671	74.1	.452	+1.1
1976	Roy Danforth	20-9	-	-	-	20-9	NCAA 1-1	-	-	-	-	-	79.3	.465	.635	74.3	.456	-0.6
1977	Jim Boeheim	26-4	-	-	-	26-4	NCAA 1-1	6	9	-	-	-	86.9	.483	.675	70.2	.421	+7.4
1978	Jim Boeheim	22-6	-	-	-	22-6	NCAA 0-1	-	-	-	-	-	87.8	.501	.675	71.5	.438	+7.2
1979	Jim Boeheim	26-4	-	-	-	26-4	NCAA 1-1	8	10	-	1	1	88.7	.534	.712	71.5	.437	+9.3
Member of the Big East Conference																		
1980	Jim Boeheim	26-4	5-1	(T1)	1-1	20-2	NCAA 1-1	6	6	2	2	2	85.8	.539	.719	70.4	.439	+4.3
1981	Jim Boeheim	22-12	6-8	(6)	3-0	13-4	NIT 4-1	-	-	2	1	3	77.3	.532	.749	71.8	.469	+0.5
1982	Jim Boeheim	16-13	7-7	(5)	0-1	9-5	NIT 1-1	-	-	2	1	-	79.2	.523	.711	75.8	.498	+2.5
1983	Jim Boeheim	21-10	9-7	(4)	1-1	11-2	NCAA 1-1	-	-	2	2	3	84.2	.529	.713	74.5	.460	+2.5
1984	Jim Boeheim	23-9	12-4	(2)	2-1	9-4	NCAA 1-1	18	t16	2	2	1	78.5	.507	.751	72.2	.461	-0.9
1985	Jim Boeheim	22-9	9-7	(3)	1-1	12-1	NCAA 1-1	15	15	2	2	-	73.0	.499	.715	67.9	.462	+1.2
1986	Jim Boeheim	26-6	14-2	(T1)	2-1	10-3	NCAA 1-1	9	9	4	3	3	83.6	.527	.686	68.3	.430	+8.1
1987	Jim Boeheim	31-7	12-4	(T1)	2-1	17-2	NCAA 5-1	10	10	4	3	1	82.8	.516	.650	72.8	.432	+3.8
1988	Jim Boeheim	26-9	11-5	(2)	3-0	12-4	NCAA 1-1	9	9	3	3	1	84.7	.517	.600	70.5	.436	+7.1
1989	Jim Boeheim	30-8	10-6	(3)	2-1	18-1	NCAA 3-1	7	9	3	3	1	89.7	.543	.612	76.1	.448	+3.7
1990	Jim Boeheim	26-7	12-4	(T1)	2-1	12-2	NCAA 2-1	6	6	3	3	1	82.5	.481	.647	71.2	.424	+6.2
1991	Jim Boeheim	26-6	12-4	(1)	0-1	14-1	NCAA 0-1	7	8	2	1	2	83.8	.481	.645	74.4	.433	+4.1
1992	Jim Boeheim	22-10	10-8	(T5)	3-0	9-2	NCAA 1-1	21	20	2	1	1	74.5	.426	.685	70.6	.432	-3.2
1993	Jim Boeheim	20-9	10-8	(3)	2-1	8-0	-	-	-	2	1	1	79.4	.472	.686	73.8	.431	-1.1
1994	Jim Boeheim	23-7	13-5	(2)	0-1	10-1	NCAA 2-1	15	14	3	1	-	83.9	.477	.715	74.9	.413	+2.7
1995	Jim Boeheim	20-10	12-6	(3)	0-1	8-3	NCAA 1-1	25	17	2	1	1	82.4	.489	.622	73.4	.409	-0.3
1996	Jim Boeheim	29-9	12-6	(2BE7)	2-1	15-2	NCAA 5-1	15	3	1	1	1	76.2	.466	.705	68.6	.408	+1.0
1997	Jim Boeheim	19-13	9-9	(T4BE7)	1-1	9-3	NIT 0-1	-	-	2	-	-	74.9	.435	.642	69.0	.399	-1.1
1998	Jim Boeheim	26-9	12-6	(1BE7)	2-1	12-2	NCAA 2-1	21	13	2	-	-	70.9	.435	.676	67.0	.418	+1.3
1999	Jim Boeheim	21-12	10-8	(T4)	2-1	9-3	NCAA 0-1	-	-	2	-	-	72.3	.448	.663	63.2	.391	+4.4
2000	Jim Boeheim	26-6	13-3	(T1)	0-1	13-2	NCAA 2-1	16	12	3	1	2	75.0	.469	.705	63.5	.406	+3.8
2001	Jim Boeheim	25-9	10-6	(T2W)	2-1	13-2	NCAA 1-1	17	18	2	1	1	72.8	.436	.715	67.5	.409	-3.3
2002	Jim Boeheim	23-13	9-7	(T3W)	0-1	14-5	NIT 3-2	-	-	2	1	-	72.3	.446	.650	66.8	.399	-1.2
2003	Jim Boeheim	30-5	13-3	(T1W)	1-1	16-1	NCAA Champ	11	1	2	1	1	79.6	.475	.694	69.6	.390	+2.6
2004	Jim Boeheim	23-8	11-5	(T3)	0-1	12-2	NCAA 2-1	20	19	2	1	-	73.1	.464	.643	67.6	.402	+1.0
2005	Jim Boeheim	*12-7	2-5	--	3-0	--	NCAA 0-1	11	21	3	1	1	74.9	.484	.667	64.6	.390	+4.0
2006	Jim Boeheim	*0-12	0-9	--	0-4	--	NCAA 0-1	21	-	1	1	-	72.4	.438	.643	68.9	.398	+0.6
2007	Jim Boeheim	*2-11	0-6	--	0-1	--	NIT 0-1	-	-	2	1	1	75.6	.443	.695	68.0	.375	+1.1
2008	Jim Boeheim	21-14	9-9	(T8)	0-1	12-4	NIT 2-1	-	-	3	1	1	79.0	.481	.668	74.3	.423	+5.9
2009	Jim Boeheim	28-10	11-7	(6)	3-1	14-2	NCAA 2-1	13	12	1	1	1	80.2	.487	.645	71.7	.411	+2.6
2010	Jim Boeheim	30-5	15-3	(1)	0-1	15-1	NCAA 2-1	4	8	2	2	2	80.9	.516	.677	66.4	.398	+4.3
2011	Jim Boeheim	*20-8	10-6	--	1-1	--	NCAA 0-1	12	18	1	1	-	73.4	.472	.665	63.3	.394	+3.6
2012	Jim Boeheim	*0-3	0-1	--	0-1	--	NCAA 0-1	2	5	3	1	3	74.1	.467	.698	61.0	.385	-1.7
2013	Jim Boeheim	30-10	11-7	(T5)	3-1	16-2	NCAA 4-1	16	3	3	-	1	65.3	.415	.743	60.5	.391	+0.7
Member of Atlantic Coast Conference																		
2014	Jim Boeheim	28-6	14-4	(2)	0-1	15-1	NCAA 1-1	14	17	2	1	2	68.0	.437	.708	59.2	.410	+3.8
2015	Jim Boeheim	18-13	9-9	(8)	0-0	9-4	-	-	-	1	1	2	67.6	.430	.660	63.4	.405	1.5
2016	Jim Boeheim	23-14	9-9	(9)	0-1	12-2	NCAA 4-1	-	10	1	0	1	70.0	.425	.688	65.1	.412	-1.0
2017	Jim Boeheim	19-15	10-8	(T7)	0-1	9-6	-	-	-	1	0	1	71.1	.459	.738	71.1	.430	-1.0
2018	Jim Boeheim	23-14	8-10	(T10)	1-1	14-3	NCAA 3-1	-	-	1	0	0	66.6	.417	.736	63.8	.391	+3.8
2019	Jim Boeheim	20-14	10-8	(T6)	1-1	9-5	NCAA 0-1	-	-	1	0	0	69.7	.424	.685	66.1	.402	-2.3
2020^	Jim Boeheim	18-14	10-10	(T6)	1-0	8-4	n/a^	-	-	1	0	1	74.3	.435	.740	69.3	.406	-1.3
2021	Jim Boeheim	18-10	9-7	(8)	1-1	9-3	NCAA 2-1	-	25	1	0	0	74.8	.442	.782	70.1	.410	4.7
2022	Jim Boeheim	16-17	9-11	(9)	1-1	7-6	-	-	-	1	0	0	77.4	.451	..737	75.1	.426	-1.6

^postseason canceled due to COVID-19 pandemic

2022-23 SCHEDULE

Date	Opponent	TV	Time
11/7	NC Central	RSN	9 PM
11/11	Monmouth	RSN	9 PM
11/14	Northern Iowa	ACCN	8 PM
11/18	vs Baylor[1]	ESPN2	7 PM
11/20	vs Ilinois/UCLA[1]	ESPN	TBA
11/25	Md.-Eastern Shore	ACCN	6 PM
11/29	at Michigan[2]	ESPN	9:30 PM
12/3	Florida State	ESPN2	2 PM
12/6	James Madison	ACCN	8 PM
12/17	Houston	ESPN2	2 PM
12/20	at Miami	ACCN	8:30 PM
12/28	Albany	ACCN	6 PM
12/31	at Georgia Tech	ACCN	TBA
1/3	at Pitt	ACCN	9 PM
1/7	Syracuse	ACCN	5 PM
1/10	North Carolina	ESPN/2	9 PM
1/14	at Florida State	ESPN/2	4 PM
1/18	Virginia Tech	ESPN/2/U	7 PM
1/21	at Wake Forest	ESPN2/U	2 PM
1/28	Boston College	RSN	Noon
1/30	at Syracuse	ESPN	7 PM
2/4	at Virginia Tech	ESPN/2/U	Noon
2/7	NC State	ACCN	9 PM
2/11	Duke	ESPN/2	4 PM
2/15	at Louisville	ESPN/2/U	7 PM
2/18	Notre Dame	ESPN/2/U	Noon
2/22	at Boston College	RSN	7 PM
2/25	at North Carolina	ESPN	6/8 PM
2/28	Clemson	ACCN	7 PM
3/4	Louisville	ESPN/2	12/2/4 PM

[1]Continental Tire Main Event, Las Vegas, Nevada
[2]Big Ten/ACC Challenge

Schedule as of Oct. 31, 2022

QUICK FACTS

Location: Charlottesville, Virginia
Founded: 1819
Enrollment: 27,115
Colors: Orange & Blue
President: Dr. James E. Ryan
Athletics Director: Carla Williams
Arena: John Paul Jones Arena (14,623)

MEDIA SERVICES
Men's Basketball Contact: Erich Bacher
Office Phone: 434-982-5530
E-mail: bacher@virginia.edu
Website: VirginiaSports.com
Twitter: @UVAMensHoops

2022-23 ROSTER

No.	Player	Cl.	Pos.	Ht.	Wt.	Hometown/High School/Previous School
0	Kihei Clark	Gr.	G	5-10	167	Woodland Hills, Calif./Taft Charter
1	Jayden Gardner	Sr.	F	6-6	233	Wake Forest, N.C./Heritage/East Carolina
2	Reece Beekman	Jr.	G	6-3	190	Milwaukee, Wis./Scotlandville Magnet (La.)
4	Armaan Franklin	Sr.	G	6-4	200	Indianapolis, Ind./Cathedral/Indiana
5	Ben Vander Plas	Gr.	F	6-8	236	Ripon, Wis./Ripon/Ohio University
10	Taine Murray	So.	G	6-5	205	Auckland, N.Z./Rosmini College
11	Isaac McKneely	Fr.	G	6-4	179	Poca, W.Va./Poca
12	Chase Coleman	Sr.	G	5-10	165	Norfolk, Va./Maury
13	Ryan Dunn	Fr.	G	6-8	208	Freeport, N.Y./Perkiomen School
21	Kadin Shedrick	R-Jr.	F	6-11	231	Holly Springs, N.C./Holly Springs
22	Francisco Caffaro	R-Sr.	C	7-1	254	Santa Fe, Argentina/NBA Global Academy
23	Isaac Traudt	Fr.	F	6-10	229	Grand Island, Neb./Grand Island
24	Tristian How	Jr.	F	6-7	202	Virginia Beach, Va./Norfolk Collegiate
35	Leon Bond III	Fr.	G/F	6-5	200	Wauwatosa, Wis./Wauwatosa East

Head Coach: Tony Bennett (Green Bay '92)
Associate Head Coach: Jason Williford (Virginia '95)
Assistant Coach: Orlando Vandross (AIC '92)
Assistant Coach: Kyle Getter (Hanover College '01)

2021-22 FINAL STATISTICS (21-14, 12-8/6TH ACC)

#	PLAYER	GP-GS	MIN	AVG	TOTAL FG-FGA	FG%	3-POINT 3FG-FGA	3FG%	F-THROW FT-FTA	FT%	REBOUNDS OFF	DEF	TOT	AVG	PF	DQ	A	TO	BLK	STL	PTS	AVG
1	GARDNER, Jayden	35-35	1144:15	32.7	219-437	.501	3-14	.214	96-121	.793	80	143	223	6.4	74	0	50	52	13	18	537	15.3
	ACC-Only	20-20	679:13	34.0	122-262	.466	1-8	.125	58-68	.853	46	74	120	6.0	49	0	38	27	10	13	303	15.2
4	FRANKLIN, Armaan	35-34	1030:55	29.5	140-357	.392	53-179	.296	57-75	.760	11	86	97	2.8	71	0	49	43	9	35	390	11.1
	ACC-Only	20-19	624:20	31.2	85-214	.397	29-101	.287	31-42	.738	10	49	59	3.0	44	0	31	28	5	20	230	11.5
0	CLARK, Kihei	35-35	1263:05	36.1	117-302	.387	54-156	.346	61-78	.782	12	91	103	2.9	40	0	153	77	4	30	349	10.0
	ACC-Only	20-20	723:27	36.2	68-177	.384	34-97	.351	37-48	.771	7	59	66	3.3	26	0	89	46	3	18	207	10.4
2	BEEKMAN, Reece	35-35	1228:30	35.1	115-256	.449	22-65	.338	35-46	.761	15	121	136	3.9	62	2	181	50	25	73	287	8.2
	ACC-Only	20-20	706:25	35.3	70-142	.493	17-43	.395	19-21	.905	8	63	71	3.6	37	1	101	26	14	40	176	8.8
21	SHEDRICK, Kadin	35-19	726:46	20.8	91-142	.641	0-1	.000	61-86	.709	55	123	178	5.1	97	2	8	31	67	20	243	6.9
	ACC-Only	20-6	414:01	20.7	58-86	.674	0-0	.000	34-48	.708	35	65	100	5.0	54	1	6	15	34	12	150	7.5
22	CAFFARO, Francisco	35-16	620:23	17.7	55-105	.524	0-0	.000	41-68	.603	55	107	162	4.6	79	3	8	32	11	7	151	4.3
	ACC-Only	20-14	367:36	18.4	38-72	.528	0-0	.000	26-39	.667	31	65	96	4.8	42	2	5	17	4	6	102	5.1
23	STATTMANN, Kody	35-1	553:47	15.8	39-115	.339	20-59	.339	16-24	.667	13	46	59	1.7	25	0	27	19	12	9	114	3.3
	ACC-Only	20-1	331:21	16.6	27-70	.386	14-37	.378	12-16	.750	9	20	29	1.5	15	0	18	11	10	8	80	4.0
24	MILIČIĆ JR., Igor	16-0	100:15	6.3	11-29	.379	8-22	.364	3-6	.500	3	12	15	0.9	2	0	3	3	5	4	33	2.1
	ACC-Only	6-0	30:10	5.0	2-8	.250	1-6	.167	0-0	.000	2	2	4	0.7	0	0	0	1	2	0	5	0.8
10	MURRAY, Taine	19-0	143:14	7.5	13-33	.394	8-23	.348	4-8	.500	6	11	17	0.9	14	0	2	4	1	2	38	2.0
	ACC-Only	8-0	57:13	7.2	5-13	.385	2-9	.222	2-3	.667	5	4	9	1.1	7	0	1	2	1	1	14	1.8
33	MCCORKLE, Carson	16-0	78:34	4.9	8-24	.333	5-16	.313	0-0	.000	1	7	8	0.5	7	0	5	5	2	1	21	1.3
	ACC-Only	6-0	14:00	2.3	2-4	.500	0-1	.000	0-0	.000	0	0	0	0.0	2	0	2	3	0	0	4	0.7
11	POINDEXTER, Malachi	19-0	121:04	6.4	8-16	.500	3-8	.375	0-0	.000	1	9	10	0.5	9	0	7	3	0	0	19	1.0
	ACC-Only	8-0	50:39	6.3	1-4	.250	0-3	.000	0-0	.000	1	4	5	0.6	4	0	1	2	0	0	2	0.3
12	COLEMAN, Chase	4-0	07:01	1.8	1-2	.500	0-1	.000	0-0	.000	0	0	0	0.0	0	0	0	2	0	1	2	0.5
	ACC-Only	1-0	01:36	1.6	0-0	.000	0-0	.000	0-0	.000	0	0	0	0.0	0	0	0	1	0	0	0	0.0
13	MCGAHREN, Chris	2-0	03:10	1.6	0-1	.000	0-1	.000	0-0	.000	0	0	0	0.0	0	0	0	0	0	0	0	0.0
	ACC-Only	0-0	0:00	0.0	0-0	.000	0-0	.000	0-0	.000	0	0	0	0.0	0	0	0	0	0	0	0	0.0
5	NIXON, Jayden	2-0	04:01	2.0	0-1	.000	0-0	.000	0-0	.000	0	1	1	0.5	0	0	0	0	0	0	0	0.0
	ACC-Only	0-0	0:00	0.0	0-0	.000	0-0	.000	0-0	.000	0	0	0	0.0	0	0	0	0	0	0	0	0.0
	Total	**35**	**7025**		**817-1820**	**.449**	**176-545**	**.323**	**374-512**	**.730**	**300**	**797**	**1097**	**31.3**	**480**	**7**	**493**	**339**	**149**	**200**	**2184**	**62.4**
	ACC-Only	**20**	**4000**		**478-1052**	**.454**	**98-305**	**.321**	**219-285**	**.768**	**183**	**429**	**612**	**30.6**	**280**	**4**	**292**	**188**	**83**	**118**	**1273**	**63.7**
	Opponents	**35**	**7025**		**783-1842**	**.425**	**232-691**	**.336**	**306-430**	**.712**	**322**	**779**	**1101**	**31.5**	**499**	**5**	**406**	**385**	**125**	**191**	**2104**	**60.1**
	ACC-Only	**20**	**4000**		**467-1040**	**.449**	**140-385**	**.364**	**188-259**	**.726**	**174**	**421**	**595**	**29.8**	**278**	**2**	**242**	**211**	**83**	**104**	**1262**	**63.1**

Date	Opponent	UVA AP	UVA USA	Opp AP	Opp USA	W/L	Score	VIRGINIA FG	FG%	3-Pt FG	3-Pt FG%	FT	FT%	OPPONENTS FG	FG%	3-Pt FG	3-Pt FG%	FT	FT%	Reb Mar	TO VA/Op
11/9	Navy	25	25			L	58-66	21-51	.412	4-16	.250	12-17	.706	24-53	.453	11-21	.524	7-10	.700	-5	14/17
11/12	Radford	25	25			W	73-52	20-47	.426	9-19	.474	24-29	.828	20-53	.377	6-20	.300	6-7	.857	+2	10/15
11/16	at Houston			15	14	L	47-67	15-43	.349	4-19	.211	13-21	.619	24-49	.490	11-20	.550	8-15	.533	-4	17/11
11/19	Coppin State					W	68-52	23-55	.418	5-18	.278	17-24	.708	16-52	.308	9-34	.265	11-18	.611	+9	11/11
11/22	vs. Georgia[1]					W	65-55	21-53	.396	5-20	.250	18-25	.720	20-54	.370	3-21	.143	12-15	.800	-13	4/16
11/23	vs. Providence[1]					W	58-40	22-45	.489	6-12	.500	8-10	.800	12-51	.235	3-22	.136	13-18	.722	+11	15/8
11/26	Lehigh					W	61-43	26-57	.456	4-10	.400	5-9	.556	18-51	.353	3-16	.188	4-4	1.000	+3	9/15
11/29	Iowa[2]					L	74-75	30-57	.526	9-18	.500	5-9	.556	30-56	.536	10-21	.476	5-10	.500	-1	5/4
12/3	Pitt					W	57-56	24-52	.462	4-21	.190	5-7	.714	18-46	.391	8-16	.500	12-16	.750	-3	6/10
12/7	at James Madison					L	49-52	19-50	.380	4-26	.154	7-10	.700	22-47	.468	4-13	.308	4-11	.364	-1	11/11
12/18	Fairleigh Dickinson					W	82-49	34-55	.618	9-17	.529	5-7	.714	17-59	.288	6-23	.261	9-11	.818	0	10/15
12/22	Clemson					L	50-67	15-41	.366	6-22	.273	14-19	.737	28-59	.475	8-22	.364	3-8	.375	-9	14/7
1/1	at Syracuse					W	74-69	30-57	.526	7-20	.350	7-10	.700	22-60	.367	10-30	.333	15-23	.652	-4	9/11
1/4	at Clemson					W	75-65	25-46	.543	4-14	.286	21-24	.875	23-50	.460	9-20	.450	10-16	.625	+5	9/9
1/8	at North Carolina					L	58-74	25-56	.446	6-12	.500	2-4	.500	28-59	.475	11-25	.440	7-11	.636	-8	10/9
1/12	Virginia Tech					W	54-52	20-50	.400	3-13	.231	11-16	.688	21-50	.420	7-19	.368	3-3	1.000	+2	8/12
1/15	Wake Forest					L	55-63	21-58	.362	5-13	.385	8-12	.667	23-51	.451	6-18	.333	11-14	.786	-4	11/13
1/19	at Pitt					W	66-61	27-54	.500	4-17	.235	8-12	.667	21-42	.500	1-6	.167	18-22	.818	-4	9/15
1/22	at NC State					L	63-77	23-55	.418	10-17	.588	7-9	.778	30-50	.600	12-22	.545	5-6	.833	+3	10/9
1/24	Louisville					W	64-52	24-51	.471	5-16	.313	11-14	.786	21-56	.375	9-28	.321	1-3	.333	+11	8/7
1/29	at Notre Dame					L	65-69	27-59	.458	3-14	.214	8-12	.667	22-47	.468	10-23	.435	15-22	.682	+13	10/8
2/1	Boston College					W	67-55	19-43	.442	3-7	.429	26-29	.897	19-47	.404	5-21	.238	12-12	1.000	+1	9/14
2/5	Miami					W	71-58	30-50	.600	8-15	.533	3-3	1.000	27-50	.540	4-17	.235	0-0	.000	+5	13/13
2/7	at Duke			7	6	W	69-68	31-65	.477	2-12	.167	5-9	.556	22-52	.423	6-17	.353	18-22	.818	-7	5/15
2/12	Georgia Tech					W	63-53	19-49	.388	4-18	.222	21-23	.913	21-46	.457	4-12	.333	7-10	.700	+8	10/15
2/14	at Virginia Tech					L	53-62	22-55	.400	0-9	.000	9-12	.750	20-46	.435	5-20	.250	17-21	.810	+7	10/6
2/19	at Miami					W	74-71	25-51	.490	5-16	.313	19-25	.760	28-67	.418	6-17	.353	9-9	1.000	+3	11/6
2/23	Duke			7	6	L	61-65	24-55	.436	8-20	.400	5-8	.625	24-50	.480	7-17	.412	10-17	.588	-2	6/8
2/26	Florida State					L	63-64	22-56	.393	4-17	.235	15-19	.789	27-57	.474	4-12	.333	6-12	.500	-2	10/12
3/5	at Louisville					W	71-61	25-49	.510	7-12	.583	14-18	.778	22-55	.400	8-23	.348	9-12	.750	+2	10/12
3/9	vs. Louisville[3]					W	51-50	21-50	.420	0-6	.000	9-13	.692	20-56	.357	5-22	.227	5-9	.556	-2	10/12
3/10	vs. North Carolina[3]			25	rv	L	43-63	18-52	.346	3-11	.273	4-9	.444	25-65	.385	6-23	.261	7-9	.778	-14	11/7
3/16	Mississippi State[4]					W	60-57	23-46	.500	2-12	.167	12-17	.706	23-46	.500	4-13	.308	7-11	.636	-3	9/14
3/20	at North Texas[4]					W OT	71-69	26-54	.481	9-17	.529	10-19	.526	25-56	.446	8-22	.364	11-14	.786	-4	6/11
3/22	St. Bonaventure[4]					L	51-52	20-53	.377	5-19	.263	6-8	.750	20-54	.370	3-15	.200	9-9	1.000	+1	9/7

[1]Legends Classic, Newark, N.J.; [2]Big Ten/ACC Challenge; ACC Tournament, [3]Brooklyn, N.Y.; [4]NIT

TONY BENNETT

Head Coach
14th Season at Virginia
Green Bay '92

■ Tony Bennett led Virginia to its first national championship in 2019 as he capped his first decade at the helm of the Cavaliers' program. With 316 wins in 13 seasons, he enters the 2022-23 campaign needing just 11 wins to eclipse Terry Holland as the winningest coach in program history.

■ A three-time National Coach of the Year, Bennett has led Virginia to two ACC Championships (2014, 2018). He has led UVA to 11 straight winning conference seasons, joining Dean Smith and Mike Krzyzewski as the lone ACC coaches to accomplish the feat.

■ Bennett (2014, 2015, 2018, 2021) is one of five coaches to win at least four outright ACC regular-season titles (Vic Bubas, Dean Smith, Mike Krzyzewski and Roy Williams).

■ Bennett's Cavaliers advanced to seven straight NCAA Tournaments from 2014-21 and in 2019 made their first NCAA Final Four appearance since 1984.

■ Virginia has won 22 or more games in nine of the last 11 seasons, including a 35-3 mark during its national championship season.

TONY BENNETT YEAR BY YEAR

Year	School	Conf.	Overall	Conf. W-L	Conf. Finish	Post-Season
2006-07	Washington State	Pac-10	26-8	13-5	2nd	NCAA 1-1
2007-08	Washington State	Pac-10	26-9	11-7	T3rd	NCAA 2-1
2008-09	Washington State	Pac-10	17-16	8-10	7th	NIT 0-1
2009-10	Virginia	ACC	15-16	5-11	T9th	-
2010-11	Virginia	ACC	16-15	7-9	T7th	-
2011-12	Virginia	ACC	22-10	9-7	T4th	NCAA 0-1
2012-13	Virginia	ACC	23-12	11-7	T4th	NIT 2-1
2013-14	Virginia	ACC	(ACC) 30-7	16-2	1st	NCAA 2-1
2014-15	Virginia	ACC	30-4	16-2	1st	NCAA 1-1
2015-16	Virginia	ACC	29-8	13-5	T2nd	NCAA 3-1
2016-17	Virginia	ACC	23-11	11-7	T5th	NCAA 1-1
2017-18	Virginia	ACC	(ACC) 31-3	17-1	1st	NCAA 0-1
2018-19	**Virginia**	**ACC**	**35-3**	**16-2**	**T1st**	**NCAA 6-0**
2019-20	Virginia	ACC	23-7	15-5	T2nd	n/a (COVID-19)
2020-21	Virginia	ACC	18-7	13-4	1st	NCAA 0-1
2021-22	Virginia	ACC	21-14	12-8	6th	NIT 2-1

Bold denotes National Champions

BENNETT CAREER TOTALS

School	Years		Overall W-L	Overall Pct.	Conf. Games W-L	Conf. Games Pct.	ACC Tournament W-L	ACC Tournament Pct.	NCAA Tournament W-L	NCAA Tournament Pct.	NIT Games W-L	NIT Games Pct.
Washington State	(3)	2007-2009	69-33	.676	32-22	.593	-	-	3-2	.600	0-1	.000
Virginia	(13)	2010-2022	316-117	.730	161-70	.697	14-9	.609	13-7	.650	4-2	.667
Totals	**(16)**	**2007-2022**	**385-150**	**.720**	**193-92**	**.677**	**14-9**	**.609**	**16-9**	**.640**	**4-3**	**.571**

VIRGINIA COACHING RECORDS

Career Records			Years	W	L	Pct.
1.	Henry Lannigan	(24)	1906-1929	254	95	.728
2.	Roy Randall	(1)	1930	3	12	.200
3.	Gus Tebell	(21)	1931-1951	241	190	.559
4.	Evan J. Male	(6)	1952-1957	67	88	.432
5.	Billy McCann	(6)	1958-1963	40	106	.274
6.	Bill Gibson	(11)	1964-1974	120	158	.432
7.	Terry Holland	(16)	1975-1990	326	173	.653
8.	Jeff Jones	(8)	1991-1998	146	104	.584
9.	Pete Gillen	(7)	1999-2005	118	93	.559
10.	Dave Leitao	(4)	2006-2009	63	60	.512
11.	Tony Bennett	(13)	2010-2022	316	117	.730

ACC Games Only			Years	W	L	Pct.
1.	Tony Bennett	(13)	2010-2022	161	70	.697
2.	Terry Holland	(16)	1975-1990	111	103	.519
3.	Jeff Jones	(8)	1991-1998	59	67	.468
4.	Dave Leitao	(4)	2006-2009	27	37	.422
5.	Pete Gillen	(7)	1999-2005	45	67	.402
6.	Bill Gibson	(11)	1964-1974	50	98	.338
7.	Evan Male	(4)	1954-1957	12	35	.255
8.	Billy McCann	(6)	1958-1963	20	64	.238

ACC Tournament			Years	W	L	Pct.
1.	Tony Bennett	(12)	2010-2019, 22	14	9	.609
2.	Terry Holland	(16)	1975-1990	15	15	.500
3.	Jeff Jones	(8)	1991-1998	5	8	.385
4.	Bill Gibson	(11)	1964-1974	5	11	.313
5.	Pete Gillen	(7)	1999-2005	2	7	.222
6.	Dave Leitao	(4)	2006-2009	1	4	.200
	Evan Male	(4)	1954-1957	1	4	.200
8.	Billy McCann	(6)	1958-1963	1	6	.143

NCAA Tournament		Years	W	L	Pct.
1.	Tony Bennett	(8)	13	7	.650
2.	Terry Holland	(9)	15	9	.625
3.	Jeff Jones	(5)	6	5	.545
4.	Dave Leitao	(1)	1	1	.500
5.	Pete Gillen	(1)	0	1	.000

NIT		Years	W	L	Pct.
1.	Jeff Jones	(1)	5	0	1.000
2.	Terry Holland	(4)	8	3	.727
3.	Tony Bennett	(2)	4	2	.667
4.	Pete Gillen	(4)	2	4	.333
5.	Dave Leitao	(1)	0	1	.000
	Bill Gibson	(1)	0	1	.000
	Gus Tebell	(1)	0	1	.000

Year	Head Coach	Overall	ACC	Finish	ACC Trn.	Non Conf.	Post-Season	Final AP	Final Coach	All-ACC	All-Am.	NBA Draft	PPG Offense	FG%	FT%	PPG Defense	Opp. FG%	Reb. Mar.
1954	Evan J. Male	16-11	1-4	(7)	0-1	15-6	-	-	-	1	0	0	79.6	.393	.696	74.6	-	-
1955	Evan J. Male	14-15	5-9	(6)	1-1	8-5	-	-	-	2	1	1	89.8	.442	.728	84.4	-	-
1956	Evan J. Male	10-17	3-11	(T6)	0-1	7-5	-	-	-	0	0	0	73.8	.407	.722	78.9	-	-
1957	Evan J. Male	6-19	3-11	(T7)	0-1	3-7	-	-	-	0	0	0	68.6	.372	.681	74.4	-	-
1958	Billy McCann	10-13	6-8	(5)	0-1	4-4	-	-	-	1	0	0	70.5	.394	.732	72.2	-	-
1959	Billy McCann	11-14	6-8	(5)	1-1	4-5	-	-	-	1	0	1	70.6	.386	.710	71.3	.438	-3.3
1960	Billy McCann	6-18	1-13	(8)	0-1	5-4	-	-	-	1	0	0	67.3	.392	.702	75.6	.445	-8.6
1961	Billy McCann	3-23	2-12	(T7)	0-1	1-10	-	-	-	1	0	0	70.2	.362	.654	85.5	.445	-9.3
1962	Billy McCann	5-18	2-12	(8)	0-1	3-5	-	-	-	1	0	0	70.2	.362	.642	83.1	.454	-6.7
1963	Billy McCann	5-20	3-11	(8)	0-1	2-8	-	-	-	1	0	0	66.4	.409	.666	74.5	.491	-3.3
1964	Bill Gibson	8-16	4-10	(T7)	0-1	4-5	-	-	-	1	0	0	64.8	.451	.662	69.7	.442	-2.3
1965	Bill Gibson	7-18	3-11	(7)	0-1	4-6	-	-	-	0	0	0	71.6	.420	.674	80.3	.453	-6.8
1966	Bill Gibson	7-15	4-10	(T6)	0-1	3-4	-	-	-	0	0	0	73.5	.435	.688	77.7	.490	1.7
1967	Bill Gibson	9-17	4-10	(7)	0-1	5-6	-	-	-	1	0	1	78.0	.420	.709	82.3	.474	-1.6
1968	Bill Gibson	9-16	5-9	(5)	0-1	4-6	-	-	-	1	0	0	79.8	.462	.636	86.6	.454	-0.1
1969	Bill Gibson	10-l5	5-9	(6)	0-1	5-5	-	-	-	0	0	2	79.3	.483	.654	83.6	.473	9.4
1970	Bill Gibson	10-l5	3-11	(7)	1-1	6-3	-	-	-	1	0	1	69.8	.435	.713	73.0	.455	2.6
1971	Bill Gibson	15-11	6-8	(5)	1-1	8-2	-	-	-	2	0	0	76.4	.461	.760	74.9	.447	-0.6
1972	Bill Gibson	21-7	8-4	(T2)	1-1	12-2	NIT 0-1	20	-	1	1	2	81.8	.452	.702	70.7	.454	-0.8
1973	Bill Gibson	13-12	4-8	(T4)	1-1	8-3	-	-	-	1	1	1	74.8	.477	.706	71.2	.455	-1.1
1974	Bill Gibson	11-16	4-8	(4)	1-1	6-7	-	-	-	1	0	0	77.3	.459	.701	80.0	.480	-2.9
1975	Terry Holland	12-13	4-8	(5)	0-1	8-4	-	-	-	0	0	1	68.4	.456	.725	70.0	.472	0.0
1976	Terry Holland	18-12	4-8	(6)	3-0	11-4	NCAA 0-1	18	15	1	0	1	76.5	.501	.729	70.7	.457	3.3
1977	Terry Holland	12-17	2-10	(T6)	2-1	8-6	-	-	-	0	0	1	65.6	.452	.697	67.3	.496	4.3
1978	Terry Holland	20-8	6-6	(T4)	0-1	14-1	NIT 0-1	-	-	1	0	1	71.9	.473	.748	66.9	.461	2.0
1979	Terry Holland	19-10	7-5	(3)	0-1	12-4	NIT 1-1	-	-	2	0	1	76.3	.499	.762	69.7	.475	-0.5
1980	Terry Holland	24-10	7-7	(T5)	0-1	17-2	NIT Champ	-	-	1	2	0	71.1	.500	.739	63.7	.429	3.8
1981	Terry Holland	29-4	13-1	(1)	1-1	15-2	NCAA 4-1	5	3	2	2	3	73.3	.511	.723	60.6	.433	3.3
1982	Terry Holland	30-4	12-2	(T1)	2-1	16-1	NCAA 1-1	3	3	2	1	1	70.2	.527	.680	57.2	.437	6.1
1983	Terry Holland	29-5	12-2	(T1)	2-1	15-2	NCAA 2-1	4	4	2	1	2	83.6	.523	.711	68.9	.417	8.3
1984	Terry Holland	21-12	6-8	(T5)	0-1	15-3	NCAA 4-1	-	-	1	0	3	66.6	.503	.670	61.5	.470	2.0
1985	Terry Holland	17-16	3-11	(8)	0-1	14-4	NIT 2-1	-	-	0	0	1	61.2	.499	.715	59.6	.448	3.2
1986	Terry Holland	19-11	7-7	(T4)	1-1	11-3	NCAA 0-1	-	-	1	0	0	70.4	.501	.692	64.9	.459	3.5
1987	Terry Holland	21-10	8-6	(4)	1-1	12-3	NCAA 0-1	-	-	1	0	3	74.2	.496	.738	68.4	.455	4.9
1988	Terry Holland	13-18	5-9	(6)	0-1	8-8	-	-	-	1	0	0	66.8	.439	.651	67.5	.448	1.3
1989	Terry Holland	22-11	9-5	(T2)	1-1	12-5	NCAA 3-1	-	-	1	0	0	81.9	.460	.722	78.0	.481	4.9
1990	Terry Holland	20-12	6-8	(T5)	2-1	12-3	NCAA 1-1	-	-	2	0	0	72.5	.434	.714	69.9	.455	1.3
1991	Jeff Jones	21-12	6-8	(T5)	1-1	14-3	NCAA 0-1	-	-	2	0	0	74.3	.455	.721	68.5	.442	2.4
1992	Jeff Jones	20-13	8-8	(T4)	0-1	12-4	NIT Champ	-	-	1	0	1	70.0	.433	.721	65.2	.424	2.8
1993	Jeff Jones	21-10	9-7	(5)	1-1	11-2	NCAA 2-1	-	22	1	0	0	74.2	.441	.653	69.3	.405	4.0
1994	Jeff Jones	18-13	8-8	(T4)	2-1	8-4	NCAA 1-1	-	-	1	0	0	64.1	.387	.661	65.7	.394	0.2
1995	Jeff Jones	25-9	12-4	(T1)	1-1	12-4	NCAA 3-1	13	15	2	0	2	77.4	.444	.719	66.8	.390	5.0
1996	Jeff Jones	12-15	6-10	(7)	0-1	6-4	-	-	-	1	0	0	69.4	.416	.695	68.8	.394	1.4
1997	Jeff Jones	18-13	7-9	(6)	0-1	11-3	NCAA 0-1	-	-	1	0	0	67.7	.427	.674	65.0	.409	1.5
1998	Jeff Jones	11-19	3-13	(9)	0-1	8-5	-	-	-	2	0	0	65.7	.439	.653	70.0	.428	4.0
1999	Pete Gillen	14-16	4-12	(9)	0-1	10-3	-	-	-	1	0	0	72.8	.423	.734	73.7	.446	-6.9
2000	Pete Gillen	19-12	9-7	(T3)	0-1	10-4	NIT 0-1	-	-	2	0	0	81.5	.451	.678	75.4	.464	-2.3
2001	Pete Gillen	20-9	9-7	(4)	0-1	11-1	NCAA 0-1	16	15	3	0	0	85.0	.455	.736	74.8	.465	5.6
2002	Pete Gillen	17-12	7-9	(T5)	0-1	10-2	NIT 0-1	-	-	2	0	1	79.6	.463	.719	74.3	.442	3.9
2003	Pete Gillen	16-16	6-10	(T6)	0-1	10-5	NIT 1-1	-	-	1	0	0	73.9	.451	.658	74.6	.435	2.6
2004	Pete Gillen	18-13	6-10	(T7)	1-1	11-2	NIT 1-1	-	-	0	0	0	74.4	.446	.682	74.9	.427	-5.3
2005	Pete Gillen	14-15	4-12	(T10)	1-1	9-2	-	-	-	0	0	0	72.8	.429	.689	76.0	.448	-2.0
2006	Dave Leitao	15-15	7-9	(T7)	1-1	7-5	NIT 0-1	-	-	2	0	0	67.9	.415	.748	67.7	.435	4.6
2007	Dave Leitao	21-11	11-5	(T1)	0-1	10-6	NCAA 1-1	-	24	2	1	0	77.0	.437	.742	70.8	.408	4.5
2008	Dave Leitao	17-16	5-11	(10)	0-1	12-4	CBI 2-1	-	-	1	0	1	76.8	.435	.705	74.8	.449	5.1
2009	Dave Leitao	10-18	4-12	(11)	0-1	6-5	-	-	-	0	0	0	70.0	.417	.740	72.5	.438	1.4
2010	Tony Bennett	15-16	5-11	(T9)	1-1	9-4	-	-	-	1	0	0	65.5	.426	.748	63.6	.436	0.5
2011	Tony Bennett	16-15	7-9	(T7)	0-1	9-5	-	-	-	0	0	0	61.9	.415	.690	62.4	.437	-2.3
2012	Tony Bennett	22-10	9-7	(T4)	0-1	13-2	NCAA 0-1	-	-	1	1	1	62.5	.457	.722	54.5	.400	2.6
2013	Tony Bennett	23-12	11-7	(4)	0-1	12-4	NIT 2-1	-	-	2	0	0	64.2	.457	.786	55.6	.388	1.5
2014	Tony Bennett	30-7	16-2	(1)	3-0	11-5	NCAA 2-1	3	10	2	0	1	66.2	.454	.673	55.7	.388	6.2
2015	Tony Bennett	30-4	16-2	(1)	1-1	14-2	NCAA 1-1	6	8	3	2	1	65.4	.457	.726	51.5	.367	7.7
2016	Tony Bennett	29-8	13-5	(T2)	2-1	14-1	NCAA 3-1	4	5	2	1	1	71.0	.491	.752	60.1	.420	3.8
2017	Tony Bennett	23-11	11-7	(T5)	1-1	12-3	NCAA 1-1	24	-	1	0	0	66.1	.460	.701	56.4	.398	2.9
2018	Tony Bennett	31-3	17-1	(1)	3-0	11-2	NCAA 0-1	1	5	3	1	1	67.1	.460	.754	54.0	.380	1.7
2019	**Tony Bennett**	**35-3**	**16-2**	**(T1)**	**1-1**	**18-0**	**NCAA Champ**	**2**	**1**	**3**	**3**	**3**	**71.4**	**.474**	**.744**	**56.1**	**.385**	**5.1**
2020	Tony Bennett	24-7	15-5	(T2)	0-0	9-2	n/a^	16	17	2	0	0	57.0	.413	.717	52.4	.369	3.6
2021	Tony Bennett	18-7	13-4	(1)	1-0	5-3	NCAA 0-1	15	24	1	0	1	68.2	.474	.816	60.5	.416	7.7
2022	Tony Bennett	21-14	12-8	(6)	1-1	9-6	NIT 2-1	-	-	1	0	0	62.4	.449	.730	60.1	.425	-0.1

^postseason canceled due to COVID-19 pandemic

2022-23 SCHEDULE

Date	Opponent	TV	Time
11/7	Delaware State	ACCNX	9 PM
11/10	Lehigh	ACCN	6 PM
11/13	William & Mary	RSN	6 PM
11/17	vs Old Dominion[1]	ESPN2	2 PM
11/18	vs Furman/Penn State[1]	ESPN2/U	TBA
11/20	vs TBD[1]	TBA	TBA
11/25	Charleston Southern	ACCN	8 PM
11/28	Minnesota[2]	ESPN2	7 PM
12/4	North Carolina	ACCN	3 PM
12/7	Dayton	ACCN	8 PM
12/11	vs Oklahoma State[3]	ESPN2	2 PM
12/17	Grambling	RSN	4 PM
12/21	at Boston College	ACCN	6:30 PM
12/31	at Wake Forest	RSN	Noon
1/4	Clemson	ESPN/2/U	9 PM
1/7	NC State	RSN	7:30 PM
1/11	at Syracuse	RSN	7 PM
1/18	at Virginia	ESPN/2/U	7 PM
1/21	at Clemson	ESPN/2/U	6 PM
1/23	Duke	ESPN	7 PM
1/28	Syracuse	ACCN	7 PM
1/31	at Miami	ESPNU	7 PM
2/4	Virginia	ESPN/2/U	Noon
2/8	Boston College	ACCN	7 PM
2/11	at Notre Dame	RSN	2 PM
2/15	at Georgia Tech	ACCN	7 PM
2/18	Pitt	ACCN	5 PM
2/21	Miami	ESPN/2/U/ACCN	7 PM
2/25	at Duke	ESPN	6/8 PM
2/28	at Louisville	ACCN	9 PM
3/4	Florida State	ESPN/2	12/2/4 PM

[1]Shriners Children's Charleston Classic, Charleston, S.C.
[2]ACC/Big Ten Challenge
[3]Basketball Hall of Fame Invitational, Brooklyn, N.Y.

Schedule as of Oct. 31, 2022

QUICK FACTS

Location: Blacksburg, Virginia
Founded: 1872
Enrollment: 37,000
Colors: Chicago Maroon & Burnt Orange
President: Dr. Timothy Sands
Athletics Director: Whit Babcock
Arena: Cassell Coliseum (8,925)

MEDIA SERVICES
Men's Basketball Contact: Brian Cox
Office Phone: 540-250-0624
E-mail: bcox90@vt.edu
Website: HokieSports.com
Twitter: @HokiesMBB

2022-23 ROSTER

No.	Player	Cl.	Pos.	Ht.	Wt.	Hometown/High School/Previous School
0	Hunter Cattoor	Sr.	G	6-3	200	Orlando, Fla./Bishop Moore
1	Rodney Rice	Fr.	G	6-4	195	Clinton, Md./DeMatha Catholic
2	Michael Collins Jr.	Fr.	G	6-4	190	Clover, S.C./Combine Academy
3	Sean Pedulla	So.	G	6-1	195	Edmond, Okla./Edmond Memorial
4	Darren Buchanan Jr.	Fr.	F	6-7	235	Washington, D.C./Woodrow Wilson
5	Patrick Wessler	Fr.	C	7-0	245	Matthews, N.C./Combine Academy
10	Camden Johnson	So.	G	6-1	185	Waxhaw, N.C./Metrolina Christian Academy
11	John Camden	R-Fr.	F	6-8	215	Downingtown, Pa./Brewster Academy/Memphis
13	Darius Maddox	Jr.	G	6-5	180	Bowie, Md./Oak Hill Academy
14	Owyn Dawyot	Fr.	G	6-2	190	Roanoke, Va./Cave Spring
15	Lynn Kidd	Jr.	C	6-10	235	Gainesville, Fla./IMG Academy/Clemson
21	Grant Basile	Gr.	F	6-9	235	Pewaukee, Wis./Pewaukee/Wright State
25	Justyn Mutts	Sr.	F	6-7	220	Millville, N.J./St. Augustine Prep/Delaware
33	Michael Ward	Fr.	G	6-2	175	Bethesda, Md./Walt Whitman
34	Mylyjael Poteat	Jr.	F	6-9	265	Reidsville, N.C./The Burlington School/Rice

Head Coach: Mike Young (Emory & Henry '86)
Associate Head Coach: Mike Jones (Old Dominion, '95)
Assistant Coach: Christian Webster (Harvard '13)
Assistant Coach: Kevin Giltner (Wofford '12)

2021-22 FINAL STATISTICS (23-13, 11-9/7TH ACC)

#	PLAYER	GP-GS	MIN	AVG	TOTAL FG-FGA	FG%	3-POINT 3FG-FGA	3FG%	F-THROW FT-FTA	FT%	REBOUNDS OFF	DEF	TOT	AVG	PF	DQ	A	TO	BLK	STL	PTS	AVG
22	ALUMA, Keve	36-36	1111:33	30.9	220-409	.538	25-75	.333	102-130	.785	72	163	235	6.5	83	1	69	65	33	27	567	15.8
	ACC-Only	20-20	648:47	32.4	128-235	.545	17-42	.405	56-69	.812	45	94	139	7.0	44	0	38	44	17	16	329	16.5
25	MUTTS, Justyn	36-36	1071:56	29.8	146-272	.537	16-48	.333	56-83	.675	84	181	265	7.4	96	0	123	97	34	43	364	10.1
	ACC-Only	20-20	621:51	31.1	87-156	.558	8-22	.364	40-52	.769	51	95	146	7.3	53	0	74	61	22	19	222	11.1
0	CATTOOR, Hunter	36-36	1183:22	32.9	121-278	.435	83-199	.417	36-50	.720	12	131	143	4.0	80	0	73	36	6	39	361	10.0
	ACC-Only	20-20	679:54	34.0	60-151	.397	43-116	.371	16-23	.696	7	75	82	4.1	45	0	45	23	5	19	179	9.0
4	ALLEYNE, Nahiem	36-36	1120:50	31.1	116-305	.380	62-166	.373	52-61	.852	4	97	101	2.8	53	0	53	41	1	24	346	9.6
	ACC-Only	20-20	602:57	30.1	64-166	.386	39-103	.379	25-32	.781	4	49	53	2.7	33	0	21	21	1	16	192	9.6
5	MURPHY, Storm	36-36	967:15	26.9	107-247	.433	53-148	.358	21-28	.750	10	60	70	1.9	53	0	103	59	0	15	288	8.0
	ACC-Only	20-20	530:05	26.5	53-132	.402	27-85	.318	10-12	.833	8	30	38	1.9	28	0	53	27	0	7	143	7.2
13	MADDOX, Darius	36-0	613:06	17.0	82-160	.513	40-79	.506	26-33	.788	17	52	69	1.9	42	0	19	20	8	11	230	6.4
	ACC-Only	20-0	312:13	15.6	42-78	.538	23-43	.535	11-13	.846	6	24	30	1.5	21	0	15	8	5	9	118	5.9
3	PEDULLA, Sean	36-0	463:52	12.9	62-145	.428	34-76	.447	36-40	.900	6	36	42	1.2	54	2	47	31	1	21	194	5.4
	ACC-Only	20-0	284:05	14.2	39-91	.429	19-47	.404	10-12	.833	4	19	23	1.2	34	1	33	22	1	10	107	5.4
1	N'GUESSAN, David	36-0	483:02	13.4	52-107	.486	4-15	.267	24-45	.533	32	66	98	2.7	56	0	24	17	22	10	132	3.7
	ACC-Only	20-0	266:15	13.3	24-58	.414	1-11	.091	8-16	.500	18	29	47	2.4	26	0	15	6	13	6	57	2.9
21	OJIAKO, Ginika	20-0	125:17	6.3	19-32	.594	0-0	.000	9-11	.818	19	19	38	1.9	14	0	2	7	7	0	47	2.4
	ACC-Only	9-0	42:15	4.7	6-8	.750	0-0	.000	0-0	.000	5	5	10	1.1	4	0	1	1	2	0	12	1.3
11	HAYNES, Jalen	9-0	24:32	2.7	3-7	.429	0-0	.000	1-3	.333	3	2	5	0.6	2	0	0	2	0	0	7	0.8
	ACC-Only	2-0	03:24	1.7	0-0	.000	0-0	.000	0-0	.000	0	1	1	0.5	1	0	0	0	0	0	0	0.0
15	KIDD, Lynn	10-0	24:39	2.5	3-8	.375	0-0	.000	1-1	1.000	6	5	11	1.1	0	0	0	3	2	0	7	0.7
	ACC-Only	2-0	02:11	1.1	1-1	1.000	0-0	.000	0-0	.000	1	0	1	0.5	0	0	0	0	0	0	2	1.0
14	VARGA, Ben	9-0	17:11	1.9	1-8	.125	1-6	.167	0-0	.000	0	0	0	0.0	1	0	1	0	0	0	3	0.3
	ACC-Only	2-0	03:53	1.9	0-1	.000	0-1	.000	0-0	.000	0	0	0	0.0	1	0	1	0	0	0	0	0.0
10	JOHNSON, Camden	10-0	18:27	1.8	1-3	.333	1-2	.500	0-0	.000	0	2	2	0.2	1	0	1	0	0	2	3	0.3
	ACC-Only	2-0	02:11	1.1	0-1	.000	0-0	.000	0-0	.000	0	1	1	0.5	0	0	0	0	0	1	0	0.0
	Total	**36**	**7225**		**933-1981**	**.471**	**319-814**	**.392**	**364-485**	**.751**	**305**	**847**	**1152**	**32.0**	**535**	**3**	**515**	**391**	**114**	**192**	**2549**	**70.8**
	ACC-Only	**20**	**4000**		**504-1078**	**.468**	**177-470**	**.377**	**176-229**	**.769**	**172**	**438**	**610**	**30.5**	**290**	**1**	**296**	**222**	**66**	**103**	**1361**	**68.1**
	Opponents	**36**	**7225**		**831-1933**	**.430**	**230-713**	**.323**	**369-495**	**.745**	**301**	**790**	**1091**	**30.3**	**535**	**9**	**424**	**429**	**109**	**228**	**2261**	**62.8**
	ACC-Only	**20**	**4000**		**481-1064**	**.452**	**141-371**	**.380**	**198-261**	**.759**	**168**	**422**	**590**	**29.5**	**280**	**5**	**241**	**215**	**61**	**133**	**1301**	**65.1**

Date	Opponent	AP	VT USA	AP	Opp USA	W/L	Score	VIRGINIA TECH FG	FG%	3-Pt FG	3-Pt FG%	FT	FT%	OPPONENTS FG	FG%	3-Pt FG	3-Pt FG%	FT	FT%	Reb Mar	TO VT/Opp
11/9	Maine					W	82-47	35-66	.530	9-21	.429	3-5	.600	20-61	.328	4-22	.182	3-3	1.000	-2	8/19
11/12	at Navy[1]					W	77-57	27-54	.500	8-19	.421	15-19	.789	20-51	.392	3-25	.120	14-19	.737	+6	9/10
11/15	Radford					W	65-39	25-58	.431	10-23	.435	5-6	.833	14-50	.280	2-24	.083	9-15	.600	+9	15/18
11/18	Saint Francis (Pa.)					W	85-55	31-60	.517	7-20	.350	16-20	.800	21-63	.333	6-23	.261	7-11	.636	+12	8/9
11/21	Merrimack					W	72-43	27-49	.551	11-23	.478	7-12	.583	19-49	.388	5-20	.250	0-0	.000	+10	12/15
11/24	vs. Memphis[2]			9	10	L	61-69	19-56	.339	7-21	.333	16-22	.727	24-61	.393	5-19	.263	16-20	.800	-12	13/14
11/26	vs. Xavier[2]			25	rv	L	58-59	22-54	.407	8-23	.348	6-10	.600	22-46	.478	10-22	.455	5-8	.625	-2	8/14
12/1	at Maryland[3]					W	62-58	23-60	.383	9-20	.450	7-12	.583	23-55	.418	1-13	.077	11-11	1.000	-6	8/15
12/4	Wake Forest					L	61-80	23-56	.411	8-27	.296	7-8	.875	33-52	.635	7-16	.438	7-12	.583	-3	12/10
12/8	Cornell					W	93-60	34-63	.540	12-23	.522	13-17	.765	20-52	.385	8-26	.308	12-16	.750	+17	12/16
12/12	at Dayton					L	57-62	21-55	.382	6-22	.273	9-14	.643	21-50	.420	7-18	.389	13-21	.619	-6	13/15
12/17	vs. St. Bonaventure[4]					W	86-49	28-51	.549	13-28	.464	17-23	.739	18-54	.333	6-23	.261	7-13	.538	+7	14/20
12/22	at Duke			2	2	L	65-76	26-61	.426	5-19	.263	8-9	.889	29-54	.537	5-15	.333	13-16	.813	-1	10/11
1/4	NC State					L	63-68	23-53	.434	8-23	.348	9-11	.818	26-59	.441	9-24	.375	7-9	.778	-10	10/9
1/12	at Virginia					L	52-54	21-50	.420	7-19	.368	3-3	1.000	20-50	.400	3-13	.231	11-16	.688	-2	12/8
1/15	Notre Dame					W	79-73	29-49	.592	10-20	.500	11-15	.733	26-57	.456	8-20	.400	13-18	.722	+3	10/3
1/19	at NC State					W	62-59	26-53	.491	7-24	.292	3-4	.750	23-56	.411	8-26	.308	5-9	.556	+11	17/9
1/22	at Boston College					L	63-68	23-53	.434	7-17	.412	10-11	.909	25-52	.481	4-12	.333	14-19	.737	-15	7/10
1/24	at North Carolina					L	68-78	27-58	.466	7-18	.389	7-11	.636	22-63	.365	10-25	.400	22-26	.846	-11	9/7
1/26	Miami					L	75-78	25-50	.500	13-26	.500	12-15	.800	29-53	.547	11-18	.611	9-10	.900	+6	14/10
1/29	at Florida State					W	85-72	32-52	.615	18-25	.720	3-5	.600	26-52	.500	5-13	.385	15-17	.882	-7	10/14
2/2	Georgia Tech					W	81-66	28-53	.528	8-20	.400	17-22	.773	24-60	.400	10-25	.400	8-8	1.000	+10	14/12
2/5	at Pitt					W	76-71	26-45	.578	14-26	.538	10-16	.625	25-44	.568	9-18	.500	12-14	.857	+8	16/15
2/7	Pitt					W	74-47	29-55	.527	13-27	.481	3-6	.500	15-40	.375	10-20	.500	7-9	.778	+17	9/11
2/12	Syracuse					W	71-59	23-60	.383	8-27	.296	17-21	.810	24-64	.375	10-27	.370	1-4	.250	0	4/11
2/14	Virginia					W	62-53	20-46	.435	5-20	.250	17-21	.810	22-55	.400	0-9	.000	9-12	.750	-7	6/10
2/19	North Carolina					L	57-65	24-64	.375	5-26	.192	4-6	.667	22-49	.449	8-22	.364	13-15	.867	-7	9/15
2/23	at Georgia Tech					W	62-58	23-59	.390	6-24	.250	10-14	.714	23-53	.434	4-13	.308	8-11	.727	+8	13/11
2/26	at Miami					W	71-70	29-50	.580	7-23	.304	6-6	1.000	28-56	.500	6-16	.375	8-13	.615	+10	19/9
3/1	Louisville					W	75-43	28-60	.467	12-28	.429	7-12	.583	17-47	.362	6-19	.316	3-7	.429	+8	8/18
3/5	at Clemson					L	59-63	19-51	.373	9-30	.300	12-13	.923	21-48	.438	8-20	.400	13-16	.813	+2	13/12
3/9	vs. Clemson[5]					W OT	76-75	26-55	.473	12-28	.429	12-20	.600	28-60	.467	8-23	.348	11-16	.688	+7	14/7
3/10	vs. Notre Dame[5]					W	87-80	31-54	.574	7-19	.368	18-24	.750	27-51	.529	7-19	.368	19-22	.864	-2	12/6
3/11	vs. North Carolina[5]			25	rv	W	72-59	22-60	.367	3-26	.115	12-14	.857	25-57	.439	9-20	.450	13-14	.929	+4	11/7
3/12	vs. Duke[5]			7	7	W	82-67	32-64	.500	10-22	.455	8-12	.667	24-49	.490	4-20	.200	15-23	.652	+11	9/10
3/18	vs. Texas[6]	rv	24	25	25	L	73-81	23-47	.489	4-12	.333	23-26	.885	27-57	.474	10-19	.526	17-22	.773	-4	13/9

[1]Veterans Classic, Annapolis, Md.; [2]NIT Season Tip-Off, Brooklyn, N.Y.; [3]Big Ten/ACC Challenge; [4]Hall of Fame Shootout, Charlotte, N.C.; [5]ACC Tournament, Brooklyn, N.Y.; [6]NCAA Tournament, Milwaukee, Wis.

MIKE YOUNG

Head Coach
Fourth Season at Virginia Tech
Emory & Henry '86

■ Young led Virginia Tech to its first ACC Championship in 2022, as the Hokies won four games in four days to claim the title in Brooklyn. The 7-seed Hokies became to lowest seed to ever win the ACC crown.

■ Young has led Virginia Tech to back-to-back NCAA Tournament appearances and has reached the tournament in seven of the last 12 seasons. The 2021 ACC Coach of the Year, he was the first Tech coach to lead the Hokies to the NCAA Tournament in just his second season.

■ He arrived at Virginia Tech after a 17-year stint at Wofford. The Terriers posted a 30-5 record in 2018-19 (18-0 in Southern Conference play) and registered an 84-68 win over Seton Hall in the first round of the 2019 NCAA Tournament.

■ The 2019 Sporting News Coach of the Year, Young finished third in the 2019 Associated Press Coach of the Year voting behind Texas Tech's Chris Beard and Houston's Kelvin Sampson.

■ Young compiled a 299-244 (.551) overall record at Wofford and earned Southern Conference Coach of the Year honors four times (2010, 2014, 2015 and 2019). He guided Wofford to five NCAA Tournament berths over the final 10 seasons and five SoCon championships.

MIKE YOUNG YEAR BY YEAR

Year	School	Conf.	Overall	Conf. W-L	Conf. Finish	Post-Season
2002-03	Wofford	SoCon	14-15	8-8	T3rd-South	-
2003-04	Wofford	SoCon	9-20	4-12	5th-South	-
2004-05	Wofford	SoCon	14-14	7-9	5th-South	-
2005-06	Wofford	SoCon	11-18	6-9	5th-South	-
2006-07	Wofford	SoCon	10-20	5-13	5th-South	-
2007-08	Wofford	SoCon	16-16	8-12	4th-South	-
2008-09	Wofford	SoCon	16-14	12-8	4th-South	-
2009-10	Wofford	SoCon	26-9	15-3	1st-South	NCAA 0-1
2010-11	Wofford	SoCon	21-13	14-4	T1st-South	NCAA 0-1
2011-12	Wofford	SoCon	19-14	12-6	T2nd-South	CBI 0-1
2012-13	Wofford	SoCon	13-19	7-11	T3rd-South	-
2013-14	Wofford	SoCon	20-13	11-5	T3rd	NCAA 0-1
2014-15	Wofford	SoCon	28-7	16-2	1st	NCAA 0-1
2015-16	Wofford	SoCon	15-17	11-7	T3rd	-
2016-17	Wofford	SoCon	16-17	10-8	T4th	-
2017-18	Wofford	SoCon	21-13	11-7	T4th	CIT 0-1
2018-19	Wofford	SoCon	30-5	18-0	1st	NCAA 1-1
2019-20	Virginia Tech	ACC	16-16	7-13	T10th	n/a (COVID-19)
2020-21	Virginia Tech	ACC	15-7	9-4	3rd	NCAA 0-1
2022-23	Virginia Tech (ACC)	ACC	23-13	11-9	7th	NCAA 0-1

YOUNG CAREER TOTALS

School	Years		Overall W-L	Overall Pct.	Conf. Games W-L	Conf. Games Pct.	ACC Tournament W-L	ACC Tournament Pct.	NCAA Tournament W-L	NCAA Tournament Pct.	CBI/CIT Games W-L	CBI/CIT Games Pct.
Wofford	(17)	2003-2019	299-244	.551	175-124	.585	-	-	1-5	.167	0-2	.000
Virginia Tech	(3)	2020-22	54-36	.600	27-26	.509	4-2	.667	0-2	.000	-	-
Totals	**(20)**	**2003-2022**	**353-280**	**.558**	**202-150**	**.574**	**4-2**	**.667**	**1-7**	**.125**	**0-2**	**.000**

VIRGINIA TECH COACHING RECORDS

Career Records			Years	W	L	Pct.
1.	R.M. Brown	(1)	1909	4	2	.667
2.	Branch Bocock	(5)	1910-11,14-16	57	13	.814
3.	L.N. Keesling	(1)	1912	6	3	.667
4.	Houston Hughes	(1)	1913	5	9	.357
5.	H.P. Sanborn	(1)	1917	17	2	.895
6.	Charles Bernier	(3)	1918-1920	47	13	.783
7.	W.L. Younger	(8)	1921-23,33-37	66	85	.437
8.	B.C. Cubbage	(1)	1924	5	13	.278
9.	M.Buford Blair	(2)	1925-1926	9	19	.321
10.	H.B. Redd	(1)	1927	6	8	.429
11.	Bud Moore	(1)	1928	5	11	.313
12.	I.E. Randall	(1)	1929	4	13	.235
13.	R.S. Warren	(1)	1930	5	14	.263
14.	C.D. Rhodes	(1)	1931	5	10	.333
15.	G.S. Proctor	(4)	1932,45-47	38	38	.500
16.	H.M. McEver	(7)	1938-1944	49	71	.408
17.	G.F. Laird	(8)	1948-1955	77	120	.391
18.	Charles W. Noe	(7)	1956-1962	109	51	.681
19.	William Matthews	(2)	1963-1964	28	19	.596
20.	Howard Shannon	(7)	1965-1971	104	68	.605
21.	Don DeVoe	(5)	1972-1976	88	45	.662
22.	Charles Moir	(11)	1977-1987	213	119	.642
23.	Frankie Allen	(4)	1988-1991	56	61	.479
24.	Bill Foster	(6)	1992-1997	101	78	.564
25.	Bobby Hussey	(2)	1998-1999	23	32	.418
26.	Ricky Stokes	(4)	2000-2003	46	69	.400
27.	Seth Greenberg	(9)	2004-2012	170	123	.580
28.	James Johnson	(2)	2013-2014	22	41	.349
29.	Buzz Williams	(5)	2015-2019	100	69	.592
30.	Mike Young	(3)	2020-2022	54	36	.600

ACC Games Only			Years	W	L	Pct.
1.	Mike Young	(3)	2020-2022	27	26	.509
2.	Buzz Williams	(5)	2015-2019	44	46	.489
3.	Seth Greenberg	(8)	2005-2012	61	67	.477
4.	James Johnson	(2)	2013-2014	6	30	.167

ACC Tournament			Years	W	L	Pct.
1.	Mike Young	(3)	2020-2022	4	2	.667
2.	Buzz Williams	(5)	2015-2019	4	5	.444
3.	Seth Greenberg	(8)	2005-2012	6	8	.429
4.	James Johnson	(2)	2013-2014	0	2	.000

NCAA Tournament		No.	W	L	Pct.
1.	Howard Shannon	(1)	2	1	.667
2.	Seth Greenberg	(1)	1	1	.500
	Bill Foster	(1)	1	1	.500
4.	Buzz Williams	(3)	2	3	.400
5.	Charles Moir	(4)	2	4	.333
6.	Don DeVoe	(1)	0	1	.000
	Mike Young	(2)	0	2	.000

NIT		No.	W	L	Pct.
1.	Bill Foster	(1)	5	0	1.000
	Don DeVoe	(1)	4	0	1.000
3.	Charles Moir	(4)	8	4	.667
4.	Seth Greenberg	(5)	7	5	.583
5.	Buzz Williams	(1)	1	1	.500
6.	Howard Shannon	(1)	0	1	.000
	Gus Tebell	(1)	0	1	.000

Year	Head Coach	Overall	Conf.	Finish	Conf. Trn.	Non Conf.	Post-Season	Final AP	Final Coach	All-So.	All-Am.	NBA Draft	PPG Offense	FG%	FT%	PPG Defense	Opp. FG%	Reb. Mar.
Member of the Southern Conference																		
1954	G.F. Laird	3-24	3-13	(9)	-	0-11	-	-	-	0	0	0	-	-	-	82.0	-	-
1955	G.F. Laird	7-20	4-14	(9)	-	3-6	-	-	-	0	0	0	71.6	-	-	80.1	-	-
1956	Charles W. Noe	14-11	10-7	(3)	0-1	4-4	-	-	-	1	0	0	76.2	-	-	69.2	-	-
1957	Charles W. Noe	14-8	12-5	(3)	1-1	2-3	-	-	-	0	0	0	70.4	.397	.716	64.6	.394	2.0
1958	Charles W. Noe	11-8	10-5	(2)	0-1	1-3	-	-	-	1	0	0	74.7	.406	.692	66.9	.371	5.6
1959	Charles W. Noe	16-5	10-2	(2)	0-1	6-3	-	-	-	2	0	0	83.7	.433	.695	67.6	.382	13.9
1960	Charles W. Noe	20-6	12-1	(1)	2-1	8-5	-	-	-	3	0	0	81.8	.420	.734	71.0	.390	12.4
1961	Charles W. Noe	15-7	12-3	(2)	0-1	3-4	-	-	-	2	0	1	85.2	.438	.698	75.0	.411	11.4
1962	Charles W. Noe	19-6	9-3	(2)	2-1	10-3	-	-	-	2	0	1	81.9	.451	.728	73.2	.389	2.0
1963	William Matthews	12-12	6-6	(T5)	1-1	6-6	-	-	-	2	0	0	73.3	.446	.699	72.6	.417	-1.1
1964	William Matthews	16-7	7-3	(3)	0-1	9-4	-	-	-	2	0	0	78.8	.439	.718	74.3	.413	6.4
1965	Howard Shannon	13-10	8-3	(2)	1-1	5-7	-	-	-	2	0	0	81.7	.447	.661	77.2	.415	2.3
Independent																		
1966	Howard Shannon	19-5	-	-	-	19-5	NIT 0-1	-	-	-	0	1	85.5	.468	.709	77.9	.417	2.3
1967	Howard Shannon	20-7	-	-	-	20-7	NCAA 2-1	-	-	-	0	0	78.9	.465	.624	70.5	.409	5.4
1968	Howard Shannon	14-11	-	-	-	14-11	-	-	-	-	0	1	78.2	.470	.694	77.6	.450	-3.5
1969	Howard Shannon	14-12	-	-	-	14-12	-	-	-	-	0	1	75.2	.436	.710	74.3	.402	-2.3
1970	Howard Shannon	10-12	-	-	-	10-12	-	-	-	-	0	0	72.7	.421	.710	73.0	.424	-0.9
1971	Howard Shannon	14-11	-	-	-	14-11	-	-	-	-	0	1	81.9	.448	.724	76.4	.422	8.2
1972	Don DeVoe	16-10	-	-	-	16-10	-	-	-	-	0	0	77.1	.431	.677	73.0	.428	7.4
1973	Don DeVoe	22-5	-	-	-	22-5	NIT 4-0	-	-	-	0	1	85.5	.457	.681	80.0	.453	2.3
1974	Don DeVoe	13-13	-	-	-	13-13	-	-	-	-	0	0	76.0	.411	.684	74.0	.460	-0.2
1975	Don DeVoe	16-10	-	-	-	16-10	-	-	-	-	0	0	80.4	.477	.732	77.7	.450	4.7
1976	Don DeVoe	21-7	-	-	-	21-7	NCAA 0-1	-	-	-	0	2	87.2	.502	.698	72.8	.438	10.4
1977	Charles Moir	19-10	-	-	-	19-10	NIT 1-1	-	-	-	0	1	80.8	.474	.720	74.0	.459	4.8
1978	Charles Moir	19-8	-	-	-	19-8	-	-	-	-	0	1	85.7	.479	.684	76.3	.464	-0.4
Member of Metro Conference																		
1979	Charles Moir	22-9	4-6	(T4)	3-0	18-3	NCAA 1-1	-	-	-	0	1	82.2	.511	.727	73.3	.452	0.7
1980	Charles Moir	21-8	8-4	(2)	0-1	13-4	NCAA 1-1	-	-	-	0	2	75.0	.497	.722	67.8	.442	-0.5
1981	Charles Moir	15-13	6-6	(T3)	1-1	9-7	-	-	-	-	0	0	72.6	.477	.750	69.9	.488	-1.4
1982	Charles Moir	20-11	7-5	(4)	1-1	13-6	NIT 2-1	-	-	-	0	2	78.6	.517	.698	71.8	.506	-1.3
1983	Charles Moir	23-11	7-5	(T2)	1-1	16-6	NIT 1-1	-	-	-	0	0	76.6	.503	.708	67.6	.455	-1.4
1984	Charles Moir	22-13	8-6	(4)	2-1	14-7	NIT 4-1	-	-	-	0	0	74.1	.508	.682	65.5	.440	-3.9
1985	Charles Moir	20-9	10-4	(2)	0-1	10-5	NCAA 0-1	-	-	-	0	2	80.9	.500	.683	69.3	.428	0.5
1986	Charles Moir	22-9	7-5	(3)	0-1	15-4	NCAA 0-1	-	-	-	1	3	78.7	.499	.731	73.1	.447	-2.2
1987	Charles Moir	10-18	5-7	(T5)	0-1	5-11	-	-	-	-	0	0	72.6	.435	.664	76.1	.450	-2.8
1988	Frankie Allen	19-10	6-6	(T3)	0-1	13-4	-	-	-	-	0	0	91.2	.444	.686	85.4	.439	-5.0
1989	Frankie Allen	11-17	2-10	(T6)	-	9-7	-	-	-	-	0	0	87.2	.424	.718	89.5	.479	-2.4
1990	Frankie Allen	13-18	5-9	(7)	0-1	8-9	-	-	-	-	0	1	76.9	.404	.643	80.3	.487	-4.2
1991	Frankie Allen	13-16	6-8	(6)	1-1	7-8	-	-	-	-	0	0	73.6	.419	.677	79.3	.453	-2.7
1992	Bill Foster	10-18	3-9	(7)	0-1	7-8	-	-	-	-	0	0	65.1	.440	.650	67.8	.419	-0.8
1993	Bill Foster	10-18	1-11	(7)	1-1	9-7	-	-	-	-	0	0	67.1	.406	.688	70.3	.420	-6.0
1994	Bill Foster	18-10	6-6	(4)	1-1	12-4	-	-	-	-	0	0	72.4	.437	.685	66.1	.401	-0.4
1995	Bill Foster	25-10	6-6	(T4)	0-1	19-4	NIT 5-0	-	-	-	0	0	75.4	.475	.693	67.2	.405	2.3
Member of Atlantic 10 Conference																		
1996	Bill Foster	23-6	13-3	(T1-W)	0-1	10-3	NCAA 1-1	22	21	2	0	0	70.2	.457	.698	62.9	.419	2.6
1997	Bill Foster	15-16	7-9	(3-W)	1-1	8-7	-	-	-	1	0	0	62.4	.436	.665	60.2	.418	-0.1
1998	Bobby Hussey	10-17	5-11	(T4-W)	0-1	5-6	-	-	-	0	0	0	66.2	.370	.675	67.6	.413	1.7
1999	Bobby Hussey	13-15	7-9	(4-W)	1-1	6-6	-	-	-	2	0	1	65.3	.428	.663	66.1	.415	0.4
2000	Ricky Stokes	16-15	8-8	(4-W)	1-1	8-7	-	-	-	1	0	0	64.4	.437	.658	63.9	.395	0.3
Member of Big East Conference																		
2001	Ricky Stokes	8-19	2-14	(7)	-	6-5	-	-	-	0	0	0	65.6	.413	.654	74.7	.446	-0.9
2002	Ricky Stokes	10-18	4-12	(7)	-	6-6	-	-	-	0	0	0	69.4	.426	.685	70.8	.414	6.8
2003	Ricky Stokes	12-17	4-12	(T6)	-	8-5	-	-	-	0	0	0	70.2	.424	.665	74.7	.446	-0.9
2004	Seth Greenberg	15-14	7-9	(T8)	1-1	8-5	-	-	-	1	0	0	66.6	.411	.599	67.7	.458	-1.0
Member of Atlantic Coast Conference																		
2005	Seth Greenberg	16-14	8-8	(T4)	0-1	8-5	NIT 1-1	-	-	0	0	0	68.5	.427	.642	68.7	.444	-3.4
2006	Seth Greenberg	14-16	4-12	(T10)	0-1	10-3	-	-	-	0	0	0	68.7	.454	.645	65.2	.432	-3.0
2007	Seth Greenberg	22-12	10-6	(T3)	1-1	12-6	NCAA 1-1	-	25	2	1	0	71.5	.468	.660	64.1	.417	-0.6
2008	Seth Greenberg	21-14	9-7	(4)	1-1	11-6	NIT 2-1	-	-	1	0	1	70.2	.439	.681	64.7	.407	4.1
2009	Seth Greenberg	19-15	7-9	(T7)	1-1	11-5	NIT 1-1	-	-	2	0	0	72.6	.437	.724	70.7	.421	3.1
2010	Seth Greenberg	25-9	10-6	(T3)	0-1	15-2	NIT 2-1	-	-	2	0	0	72.7	.427	.717	65.1	.399	1.4
2011	Seth Greenberg	22-12	9-7	(T4)	2-1	11-4	NIT 2-1	-	-	2	0	0	70.3	.452	.710	62.7	.417	1.6
2012	Seth Greenberg	16-17	4-12	(T9)	1-1	11-4	-	-	-	1	0	0	65.1	.420	.725	62.3	.417	-0.4
2013	James Johnson	13-19	4-14	(12)	0-1	9-4	-	-	-	1	0	1	70.2	.426	.683	74.8	.436	-1.5
2014	James Johnson	9-22	2-16	(15)	0-1	7-5	-	-	-	0	0	0	62.9	.406	.648	67.0	.403	2.5
2015	Buzz Williams	11-22	2-16	(15)	1-1	9-6	-	-	-	0	0	0	65.3	.446	.640	69.4	.439	-5.4
2016	Buzz Williams	20-15	10-8	(T7)	1-1	9-6	NIT 1-1	-	-	0	0	0	75.0	.449	.697	72.6	.431	-0.7
2017	Buzz Williams	22-11	10-8	(T7)	1-1	11-2	NCAA 0-1	-	-	0	0	0	79.1	.489	.737	74.7	.445	-2.4
2018	Buzz Williams	21-12	10-8	(7)	0-1	11-3	NCAA 0-1	-	-	1	0	0	79.8	.499	.709	72.2	.430	-1.6
2019	Buzz Williams	26-9	12-6	(5)	1-1	13-2	NCAA 2-1	16	14	2	0	1	73.5	.470	.761	62.1	.408	2.4
2020	Mike Young	16-16	7-13	(T10)	0-1	9-3	n/a^	-	-	1	0	0	68.6	.419	.711	66.5	.416	-3.3
2021	Mike Young	15-7	9-4	(3)	0-1	6-3	NCAA 0-1	25	-	1	0	0	72.0	.450	.698	66.0	.424	6.0
2022	Mike Young	23-13	11-9	(7)	4-0	12-4	NCAA 0-1	-	-	1	0	0	70.9	.471	.751	62.8	.430	+1.7

^postseason canceled due to COVID-19 pandemic

2022-23 SCHEDULE

Date	Opponent	TV	Time
11/7	Fairfield	ACCNX	8 PM
11/11	Georgia	ACCN	8:30 PM
11/15	Utah Valley	ACCNX	7 PM
11/18	vs La Salle[1]	CBSSN	2 PM
11/20	vs Loyola Marymount/Georgetown[1]	CBSSN	TBA
11/23	South Carolina State	ACCN	8:30 PM
11/26	Hampton	ACCNX	TBA
11/29	at Wisconsin[2]	ESPN2	9 PM
12/2	at Clemson	RSN	7 PM
12/10	vs LSU[3]	ESPNU	2 PM
12/14	Appalachian State	ACCN	7 PM
12/17	at Rutgers	BTN	Noon
12/20	Duke	ACCN	6:30 PM
12/31	Virginia Tech	RSN	Noon
1/4	at North Carolina	ACCN	9 PM
1/7	at Louisville	ACCN	3 PM
1/11	Florida State	ACCN	9 PM
1/14	at Boston College	ESPN2/U	8 PM
1/17	Clemson	RSN	9 PM
1/21	Virginia	ESPN2/U	2 PM
1/25	at Pitt	ACCN	7 PM
1/28	NC State	ACCN	1 PM
1/31	at Duke	ESPN/2	7 PM
2/4	at Notre Dame	RSN	1 PM
2/7	North Carolina	ESPN/2	7 PM
2/11	Georgia Tech	ACCN	5 PM
2/18	at Miami	RSN	2 PM
2/22	at NC State	RSN	9 PM
2/25	Notre Dame	ACCN	7 PM
2/28	Boston College	ESPNU	7 PM
3/4	at Syracuse	RSN	5 PM

[1]Jersey Mike's Jamaica Classic, Montego Bay, Jamaica
[2]ACC/Big Ten Challenge
[3]Holiday Hoopsgiving, Atlanta, Ga.

Schedule as of Oct. 31, 2022

QUICK FACTS

Location: Winston-Salem, North Carolina
Founded: 1834
Enrollment: 5,441
Colors: Old Gold & Black
President: Dr. Susan R. Wente
Athletics Director: John Currie
Arena: Lawrence Joel Coliseum (14,665)

MEDIA SERVICES
Men's Basketball Contact: Lucy Berres
Office Phone: 336-758-4261
E-mail: berresl@wfu.edu
Website: WakeForestSports.com
Twitter: @WakeMBB

2022-23 ROSTER

No.	Player	Cl.	Ht.	Wt.	Pos.	Hometown/Previous Schools
0	Lucas Taylor	G	6-5	195	So.	Raleigh, N.C./Heritage High School
1	Tyree Appleby	G	6-1	165	Gr.	Jacksonville, Ark./Jacksonville/Florida
2	Cameron Hildreth	G	6-4	195	So.	Worthing, England/Surry Scorchers/Worthing Thunder
4	Daivien Williamson	G	6-1	180	Gr.	Winston-Salem, N.C./Winston-Salem Prep/ETSU
10	Jao Ituka	G	6-1	196	So.	Gaithersburg, Md./Gaithersburg/Marist
11	Andrew Carr	F	6-10	220	Jr.	West Chester, Pa./West Chester East/Delaware
13	Robert McCray	G	6-4	185	So.	Columbia, S.C./AC Flora
20	Davion Bradford	F/C	7-0	270	Jr.	St. Louis, Mo./Mehlville/Kansas State
25	Zach Keller	F	6-10	228	Fr.	Highlands Ranch, Colo./ThunderRidge
30	Damari Monsanto	G	6-6	225	R-Jr.	Pembroke Pines, Fla./Western HS/ETSU
33	Matthew Marsh	F/C	7-1	250	So.	Cornwall, England/ASVEL Lyon-Villeurbanne/ FC Barcelona
34	Bobi Klintman	F	6-10	225	Fr.	Malmo, Sweden/Sunrise Christian Academy
40	RJ Kennah	G	6-5	195	So.	Parker, Colo./Kent Denver High School
45	Xiaolong Xu	G	6-1	180	Jr.	Beijing, China/Concord Academy, Mass.
51	Kevin Dunn	G	6-2	205	So.	Winston-Salem, N.C./Choate Rosemary Hall
52	Grant van Beveren	F	6-6	215	Sr.	Alpharetta, Ga./Chattahoochee
55	Owen Kmety	F	6-6	180	Fr.	Chicago, Ill./La Lumiere High School

Head Coach: Steve Forbes (Southern Arkansas '88)
Assistant Coach: BJ McKie (South Carolina, '98)
Assistant Coach: Brooks Savage (Tennessee, '08)
Assistant Coach: Matt Woodley (Drake '00)

2021-22 FINAL STATISTICS (25-10, 13-7/5TH ACC)

#	PLAYER	GP-GS	MIN	AVG	TOTAL FG-FGA	FG%	3-POINT 3FG-FGA	3FG%	F-THROW FT-FTA	FT%	REBOUNDS OFF	DEF	TOT	AVG	PF	DQ	A	TO	BLK	STL	PTS	AVG
31	WILLIAMS, Alondes	35-35	1192:51	34.1	242-477	.507	40-142	.282	125-181	.691	49	175	224	6.4	72	2	181	127	14	42	649	18.5
	ACC-Only	20-20	682:44	34.1	135-279	.484	25-89	.281	61-91	.670	33	101	134	6.7	43	1	113	90	8	21	356	17.8
0	LARAVIA, Jake	33-33	1126:50	34.1	166-297	.559	28-73	.384	122-157	.777	68	149	217	6.6	92	1	122	89	32	55	482	14.6
	ACC-Only	20-20	700:30	35.0	96-182	.527	16-44	.364	93-116	.802	41	100	141	7.1	53	1	81	51	22	26	301	15.1
4	WILLIAMSON, Daivien	33-32	998:24	30.3	125-277	.451	62-157	.395	77-89	.865	7	74	81	2.5	39	1	40	37	2	22	389	11.8
	ACC-Only	18-17	533:32	29.6	78-152	.513	38-85	.447	28-33	.848	5	39	44	2.4	23	0	25	19	1	5	222	12.3
1	MUCIUS, Isaiah	34-34	925:15	27.2	109-260	.419	71-197	.360	34-42	.810	22	86	108	3.2	74	2	27	38	11	27	323	9.5
	ACC-Only	19-19	544:60	28.7	66-148	.446	42-113	.372	17-21	.810	13	47	60	3.2	36	0	13	23	4	15	191	10.1
13	WALTON, Dallas	35-35	897:41	25.6	120-224	.536	21-57	.368	63-88	.716	34	147	181	5.2	88	2	37	35	48	14	324	9.3
	ACC-Only	20-20	512:02	25.6	73-126	.579	14-30	.467	30-40	.750	18	74	92	4.6	51	1	22	15	26	8	190	9.5
30	MONSANTO, Damari	17-1	274:46	16.2	42-106	.396	34-86	.395	6-10	.600	18	40	58	3.4	33	0	13	18	2	13	124	7.3
	ACC-Only	13-1	211:35	16.3	30-77	.390	24-63	.381	3-4	.750	10	35	45	3.5	24	0	11	14	2	7	87	6.7
20	SY, Khadim	34-2	659:30	19.4	82-153	.536	17-49	.347	22-41	.537	43	113	156	4.6	84	2	17	43	20	17	203	6.0
	ACC-Only	19-0	399:05	21.0	53-90	.589	11-31	.355	12-20	.600	26	69	95	5.0	51	1	9	23	11	10	129	6.8
2	HILDRETH, Cameron	32-0	425:12	13.3	42-91	.462	8-29	.276	32-46	.696	19	73	92	2.9	42	0	37	36	3	19	124	3.9
	ACC-Only	17-0	160:14	9.4	17-39	.436	2-11	.182	4-9	.444	7	28	35	2.1	17	0	11	10	0	7	40	2.4
33	MARSH, Matthew	13-0	79:37	6.1	14-21	.667	0-1	.000	9-12	.750	5	16	21	1.6	7	0	0	1	1	4	37	2.8
	ACC-Only	8-0	46:12	5.8	10-12	.833	0-0	.000	3-4	.750	3	11	14	1.8	4	0	0	0	1	1	23	2.9
25	MCCRAY, Robert	14-0	57:50	4.1	10-18	.556	4-10	.400	2-4	.500	4	4	8	0.6	7	0	3	4	1	2	26	1.9
	ACC-Only	8-0	19:09	2.4	6-8	.750	1-3	.333	1-2	.500	2	1	3	0.4	5	0	1	1	1	0	14	1.8
11	WHITT, Carter	31-3	369:04	11.9	21-73	.288	9-41	.220	3-7	.429	3	47	50	1.6	15	0	46	41	2	8	54	1.7
	ACC-Only	19-3	186:46	9.8	6-27	.222	2-14	.143	2-4	.500	0	23	23	1.2	11	0	24	17	1	4	16	0.8
52	VAN BEVEREN, Grant	4-0	10:46	2.7	3-5	.600	0-0	.000	0-0	.000	2	2	4	1.0	1	0	0	0	0	0	6	1.5
	ACC-Only	0-0	0:00	0.0	0-0	.000	0-0	.000	0-0	.000	0	0	0	0.0	0	0	0	0	0	0	0	0.0
40	KENNAH, RJ	1-0	02:13	2.2	0-0	.000	0-0	.000	1-2	.500	0	0	0	0.0	0	0	0	0	0	0	1	1.0
	ACC-Only	0-0	0:00	0.0	0-0	.000	0-0	.000	0-0	.000	0	0	0	0.0	0	0	0	0	0	0	0	0.0
55	LESTER, Miles	7-0	16:28	2.4	2-9	.222	2-9	.222	0-0	.000	0	3	3	0.4	1	0	1	2	0	0	6	0.9
	ACC-Only	4-0	06:49	1.7	1-4	.250	1-4	.250	0-0	.000	0	2	2	0.5	0	0	0	1	0	0	3	0.8
23	TAYLOR, Lucas	15-0	48:53	3.3	0-9	.000	0-5	.000	1-2	.500	0	1	1	0.1	3	0	3	5	0	3	1	0.1
	ACC-Only	8-0	18:37	2.3	0-3	.000	0-1	.000	0-0	.000	0	1	1	0.1	2	0	2	3	0	0	0	0.0
51	DUNN, Kevin	2-0	03:38	1.8	0-4	.000	0-2	.000	0-0	.000	0	1	1	0.5	0	0	0	0	0	0	0	0.0
	ACC-Only	0-0	0:00	0.0	0-0	.000	0-0	.000	0-0	.000	0	0	0	0.0	0	0	0	0	0	0	0	0.0
45	MATHIS JR, Anthony	4-0	06:23	1.6	0-2	.000	0-2	.000	0-0	.000	0	1	1	0.3	1	0	0	0	0	1	0	0.0
	ACC-Only	2-0	02:45	1.4	0-1	.000	0-1	.000	0-0	.000	0	0	0	0.0	0	0	0	0	0	0	0	0.0
10	INGRAHAM, Tariq	1-0	04:38	4.6	0-0	.000	0-0	.000	0-0	.000	0	0	0	0.0	0	0	0	0	0	0	0	0.0
	ACC-Only	0-0	0:00	0.0	0-0	.000	0-0	.000	0-0	.000	0	0	0	0.0	0	0	0	0	0	0	0	0.0
	Total	**35**	**7100**		**978-2026**	**.483**	**296-860**	**.344**	**497-681**	**.730**	**305**	**981**	**1286**	**36.7**	**559**	**10**	**527**	**488**	**136**	**227**	**2749**	**78.5**
	ACC-Only	**20**	**4025**		**571-1148**	**.497**	**176-489**	**.360**	**254-344**	**.738**	**176**	**561**	**737**	**36.9**	**320**	**4**	**312**	**272**	**77**	**104**	**1572**	**78.6**
	Opponents	**35**	**7100**		**880-2131**	**.413**	**252-784**	**.321**	**440-626**	**.703**	**347**	**835**	**1182**	**33.8**	**631**	**11**	**430**	**446**	**91**	**278**	**2452**	**70.1**
	ACC-Only	**20**	**4025**		**509-1225**	**.416**	**144-433**	**.333**	**259-364**	**.712**	**209**	**452**	**661**	**33.1**	**345**	**8**	**257**	**219**	**52**	**159**	**1421**	**71.1**

Date	Opponent	WF AP	WF USA	Opp AP	Opp USA	W/L	Score	WAKE FOREST FG	FG%	3-Pt FG	3-Pt FG%	FT	FT%	OPPONENTS FG	FG%	3-Pt FG	3-Pt FG%	FT	FT%	Reb Mar	TO WF/Opp
11/10	William & Mary					W	77-59	31-60	.517	7-23	.304	8-14	.571	22-57	.386	6-19	.316	9-14	.643	+1	17/21
11/12	Western Carolina					W	87-75	31-60	.517	6-18	.333	19-28	.679	26-57	.456	12-33	.364	11-17	.647	+4	14/19
11/17	Charleston Southern					W	95-59	35-63	.556	10-21	.476	15-20	.750	25-66	.379	5-19	.263	4-8	.500	-2	10/22
11/20	North Carolina A&T					W	87-63	29-55	.527	16-35	.457	13-21	.619	23-59	.390	10-25	.400	7-14	.500	+1	12/17
11/23	Kennesaw State					W	92-61	32-57	.561	10-25	.400	18-24	.750	23-61	.377	7-23	.304	8-15	.533	+16	15/13
11/26	vs. Oregon State[1]					W OT	80-77	28-62	.452	6-23	.261	18-25	.720	27-58	.466	2-14	.143	21-26	.808	-2	13/13
11/27	vs. LSU[1]					L	61-75	18-58	.310	6-25	.240	19-23	.826	27-59	.458	5-18	.278	16-17	.941	+1	22/17
11/30	Northwestern[2]					W OT	77-73	27-59	.458	10-25	.400	13-18	.722	26-69	.377	7-21	.333	14-18	.778	-11	10/10
12/4	at Virginia Tech					W	80-61	33-52	.635	7-16	.438	7-12	.583	23-56	.411	8-27	.296	7-8	.875	+3	10/12
12/11	USC Upstate					W	79-53	28-62	.452	9-30	.300	14-18	.778	20-61	.328	6-25	.240	7-11	.636	+13	15/15
12/14	VMI					W	77-70	21-58	.362	7-28	.250	28-31	.903	26-66	.394	13-40	.325	5-6	.833	+8	9/10
12/17	vs. Charlotte[3]					W	82-79	34-65	.523	7-23	.304	7-9	.778	32-60	.533	7-22	.318	8-15	.533	-3	7/10
12/29	at Louisville					L	69-73	24-63	.381	7-27	.259	14-18	.778	19-48	.396	10-22	.455	25-34	.735	-4	7/11
1/1	at Miami					L	84-92	35-64	.547	10-30	.333	4-8	.500	32-52	.615	9-18	.500	19-27	.704	+6	13/9
1/4	Florida State					W	76-54	25-55	.455	5-19	.263	21-27	.778	15-62	.242	4-25	.160	20-25	.800	+23	22/10
1/8	Syracuse					W OT	77-74	25-58	.431	11-37	.297	16-25	.640	27-75	.360	8-29	.276	12-14	.857	-7	13/9
1/12	Duke			8	8	L	64-76	24-54	.444	2-16	.125	14-20	.700	31-61	.508	7-15	.467	7-13	.538	+7	15/7
1/15	at Virginia					W	63-55	23-51	.451	6-18	.333	11-14	.786	21-58	.362	5-13	.385	8-12	.667	+4	13/11
1/19	at Georgia Tech					W	80-64	33-58	.569	8-26	.308	6-7	.857	25-65	.385	5-20	.250	9-15	.600	+2	18/15
1/22	North Carolina					W	98-76	32-59	.542	10-26	.385	24-32	.750	27-81	.333	6-28	.214	16-23	.696	-12	8/11
1/24	Boston College					W	87-57	29-54	.537	8-20	.400	21-23	.913	18-71	.254	6-25	.240	15-20	.750	+6	14/12
1/29	at Syracuse					L	72-94	27-56	.482	11-27	.407	7-10	.700	36-63	.571	10-19	.526	12-17	.706	+1	17/5
2/2	Pitt					W	91-75	28-51	.549	15-29	.517	20-26	.769	29-60	.483	7-16	.438	10-15	.667	0	13/13
2/5	at Florida State					W	68-60	26-57	.456	8-22	.364	8-15	.533	22-67	.328	4-19	.211	12-18	.667	+9	26/16
2/9	at NC State	rv	25			W	69-51	27-50	.540	9-21	.429	6-13	.462	19-59	.322	3-22	.136	10-15	.667	-1	12/12
2/12	Miami	rv	25			L	72-76	28-51	.549	9-21	.429	7-12	.583	30-58	.517	7-18	.389	9-14	.643	+4	17/7
2/15	at Duke			9	5	L	74-76	27-65	.415	12-31	.387	8-10	.800	26-61	.426	8-23	.348	16-19	.842	+1	11/11
2/19	Notre Dame					W	79-74	29-70	.414	6-17	.353	15-16	.938	24-51	.471	14-31	.452	12-14	.857	+16	11/15
2/23	at Clemson					L	69-80	25-61	.410	9-32	.281	10-14	.714	29-54	.537	8-18	.444	14-19	.737	+6	12/11
2/26	Louisville					W	99-77	32-55	.582	13-27	.481	22-27	.815	31-61	.508	3-18	.167	12-21	.571	-3	10/14
3/2	NC State					W	101-76	39-64	.609	10-27	.370	13-15	.867	25-62	.403	12-25	.480	14-21	.667	+15	10/8
3/9	vs. Boston College[4]					L OT	77-82	29-64	.453	6-22	.273	13-24	.542	26-52	.500	6-14	.429	24-34	.706	-2	17/17
3/16	Towson[5]					W	74-64	24-49	.490	7-21	.333	19-29	.655	23-66	.348	8-28	.286	10-16	.625	+8	18/12
3/19	VCU[5]					W	80-74	22-51	.431	7-25	.280	29-37	.784	21-52	.404	9-25	.360	23-27	.852	-1	15/19
3/23	at Texas A&M[5]					L	52-67	18-53	.340	6-27	.222	10-16	.625	24-61	.393	5-23	.217	14-24	.583	-3	21/12

[1]Emerald Coast Classic, Destin, Fla.; [2]Big Ten/ACC Challenge; [3]Hall of Fame Shootout, Charlotte, N.C.; [4]ACC Tournament, Brooklyn, N.Y.; [5]NIT

STEVE FORBES

Head Coach
Third Season at Wake Forest
Southern Arkansas '88

■ Steve Forbes was named 2022 ACC Coach of the Year after leading the Demon Deacons to one of the largest turnarounds in ACC history. After winning six games in the COVID-shortened 2020-21 season, Wake won 25 games in 2021-22.

■ Forbes was the first Wake Forest coach to win ACC Coach of the Year honors since Skip Prosser in 2003.

■ Forbes won at least 24 games in each of his five seasons as the head coach at ETSU while finishing third or better in the SoCon every year. His 2020 squad won the SoCon Championship before the postseason was cut short by COVID-19.

■ During the 2019-20 season, ETSU was having its best season in program history. The Buccaneers finished with a 30-4 record and SoCon regular season and tournament titles. Forbes earned SoCon Coach of the Year honors along with the Hugh Durham Award, presented to the most outstanding mid-major coach in the country.

■ Forbes joined elite company in 2018-19, becoming one of just 10 active Division I head coaches who reached the 100-win mark in their first four seasons.

FORBES YEAR BY YEAR

Year	School	Conf.	Overall	Conf. W-L	Conf. Finish	Post-Season
1995-96	Barton County CC	-	15-16	5-7	-	-
1996-97	Barton County CC	-	24-8	11-5	-	-
1997-98	Barton County CC	-	29-4	14-2	-	-
2011-12	NW Florida State	-	32-2	11-1	-	Runner-Up*
2012-13	NW Florida State	-	30-4	11-1	-	Runner-Up*
2015-16	East Tenn. State	SoCon	24-12	14-4	2nd	Vegas 16 1-1
2016-17	East Tenn. State	SoCon	27-8	14-4	1st	NCAA 0-1
2017-18	East Tenn. State	SoCon	25-9	14-4	2nd	-
2018-19	East Tenn. State	SoCon	24-10	13-5	4th	CIT 0-1
2019-20	East Tenn. State	SoCon	30-4	16-2	1st	n/a (COVID-19)
2020-21	Wake Forest	ACC	6-16	3-15	14th	-
2021-22	Wake Forest	ACC	25-10	13-7	5th	NIT 2-1

*NJCAA DI National Runner-Up

FORBES CAREER TOTALS

School	Years		Overall W-L	Overall Pct.	Conf. Games W-L	Conf. Games Pct.	ACC Tournament W-L	ACC Tournament Pct.	NCAA Tournament W-L	NCAA Tournament Pct.	NIT/CIT/Vegas 16 W-L	NIT/CIT/Vegas 16 Pct.
Barton County CC	3	1996-98	68-28	.708	-	-	-	-	-	-	-	-
NW Florida State	2	2012-13	62-6	.912	-	-	-	-	-	-	-	-
ETSU	5	2016-2020	130-43	.751	71-19	.789	-	-	0-1	.000	1-2	.333
Wake Forest	2	2022	31-26	.544	16-22	.421	0-2	.000	-	-	2-1	.667
Totals	**(12)**	**1996-2022**	**291-103**	**.739**	**87-41**	**.680**	**0-2**	**.000**	**0-1**	**.000**	**3-3**	**.500**

WAKE FOREST COACHING RECORDS

Career Records			Years	W	L	Pct.
1.	J.R. Crozier	(12)	1906-1917	95	46	.674
2.	E.T. MacDonnell	(1)	1918	4	12	.250
3.	Irving Carlisle	(1)	1919	6	9	.400
4.	Bill Holding	(2)	1920,1922	20	10	.667
5.	J.L. White	(1)	1921	7	10	.412
6.	Phil Utley	(1)	1923	12	5	.706
7.	Hank Garrity	(2)	1924-1925	33	14	.702
8.	R.S. Hayes	(2)	1926,1931	21	16	.568
9.	James Baldwin	(2)	1927-1928	28	17	.622
10.	Pat Miller	(2)	1929-1930	7	19	.269
11.	Fred Emmerson	(2)	1932-1933	9	16	.360
12.	Murray Greason	(23)	1934-1957	288	243	.542
13.	Horace McKinney	(8)	1958-1965	122	94	.565
14.	Jack Murdock	(1)	1966	8	18	.308
15.	Jack McCloskey	(6)	1967-1972	70	89	.440
16.	Carl Tacy	(13)	1973-1985	222	149	.599
17.	Bob Staak	(4)	1986-1989	45	69	.395
18.	Dave Odom	(12)	1990-2001	240	132	.645
19.	Skip Prosser	(6)	2002-2007	126	68	.649
20.	Dino Gaudio	(3)	2008-2010	61	31	.663
21.	Jeff Bzdelik	(4)	2011-2014	51	76	.402
22.	Danny Manning	(6)	2015-2020	81	100	.448
23.	Steve Forbes	(2)	2021-2022	31	26	.544

ACC Games Only			Years	W	L	Pct.
1.	Horace McKinney	(8)	1958-1965	69	43	.616
2.	Murray Greason	(4)	1934-1957	33	21	.611
3.	Dino Gaudio	(3)	2008-2010	27	21	.563
4.	Skip Prosser	(6)	2002-2007	52	44	.542
5.	Dave Odom	(12)	1990-2001	101	87	.537
6.	Carl Tacy	(13)	1973-1985	71	97	.423
7.	Steve Forbes	(2)	2021-2022	16	22	.421
8.	Jack McCloskey	(6)	1967-1972	32	50	.390
9.	Jack Murdock	(1)	1966	4	10	.286
10.	Danny Manning	(6)	2015-2020	30	80	.273
11.	Jeff Bzdelik	(4)	2011-2014	17	51	.250
12.	Bob Staak	(4)	1986-1989	8	48	.143

ACC Tournament			Years	W	L	Pct.
1.	Horace McKinney	(8)	1958-1965	12	6	.667
2.	Murray Greason	(4)	1954-1957	6	4	.600
3.	Dave Odom	(12)	1990-2001	9	10	.474
4.	Skip Prosser	(7)	2002-2007	5	6	.455
5.	Jack McCloskey	(6)	1967-1972	3	6	.333
6.	Carl Tacy	(13)	1973-1985	6	13	.316
7.	Jeff Bzdelik	(4)	2011-2014	1	4	.200
	Bob Staak	(4)	1986-1989	1	4	.200
9.	Danny Manning	(6)	2015-2020	1	6	.143
10.	Jack Murdock	(1)	1966	0	1	.000
	Steve Forbes	(2)	2021-2022	0	2	.000
	Dino Gaudio	(3)	2008-2010	0	3	.000

NCAA Tournament		No.	W	L	Pct.
1.	Horace McKinney	(2)	6	2	.750
2.	Dave Odom	(9)	10	8	.556
	Skip Prosser	(4)	5	4	.556
	Carl Tacy	(4)	5	4	.556
5.	Murray Greason	(2)	1	2	.333
	Dino Gaudio	(2)	1	2	.333
7.	Danny Manning	(1)	0	1	.000

NIT		No.	W	L	Pct.
1.	Dave Odom	(3)	7	2	.778
2.	Steve Forbes	(1)	2	1	.667
3.	Carl Tacy	(2)	3	2	.600
4.	Skip Prosser	(1)	0	1	.000

Year	Head Coach	Overall	ACC	Finish	ACC Trn.	Non Conf.	Post-Season	Final AP	Final Coach	All-ACC	All-Am.	NBA Draft	PPG Offense	FG%	FT%	PPG Defense	Opp. FG%	Reb. Mar.
1954	Murray Greason	17-12	8-4	(3)	2-1	6-6	-	-	-	2	1	0	76.2	.408	.730	69.9	-	-
1955	Murray Greason	17-10	8-6	(T4)	1-1	8-3	-	-	-	2	1	1	85.7	.460	.756	79.2	-	-
1956	Murray Greason	19-9	10-4	(T3)	2-1	6-2	-	16	-	2	0	0	80.7	.443	.730	75.2	.369	-3.1
1957	Murray Greason	19-9	7-7	(T4)	1-1	10-0	-	18	-	3	1	0	68.4	.436	.738	62.6	.388	2.3
1958	Horace McKinney	6-17	3-11	(T7)	0-1	3-3	-	-	-	1	0	0	63.1	.402	.675	67.8	.398	-4.8
1959	Horace McKinney	10-14	5-9	(T6)	0-1	5-4	-	-	-	0	0	0	65.4	.408	.712	66.2	.406	-0.8
1960	Horace McKinney	21-7	12-2	(T1)	2-1	6-4	-	19	-	3	0	1	72.8	.446	.725	63.1	.378	5.9
1961	Horace McKinney	19-11	11-3	(2)	2-0	6-7	NCAA 4-1	15	10	2	1	0	82.9	.467	.683	76.5	.419	9.0
1962	Horace McKinney	22-9	12-2	(1)	3-0	7-6	NCAA 2-1	13	7	2	1	1	81.4	.472	.709	74.3	.432	7.0
1963	Horace McKinney	16-10	11-3	(2)	2-1	3-5	-	-	-	1	0	1	71.3	.460	.685	68.8	.423	2.7
1964	Horace McKinney	16-11	9-5	(2)	2-1	5-5	-	-	-	3	0	0	74.1	.466	.692	72.0	.433	2.4
1965	Horace McKinney	12-15	6-8	(5)	1-1	5-5	-	-	-	2	0	1	81.9	.457	.698	84.7	.492	1.2
1966	Jack Murdock	8-18	4-10	(T6)	0-1	4-6	-	-	-	2	0	1	83.8	.455	.711	93.0	.495	-8.4
1967	Jack McCloskey	9-18	5-9	(T5)	1-1	3-7	-	-	-	1	0	2	72.2	.468	.750	77.3	.450	-9.1
1968	Jack McCloskey	5-21	3-11	(T7)	0-1	2-8	-	-	-	0	0	0	70.7	.411	.721	78.5	.472	-3.5
1969	Jack McCloskey	18-9	8-6	(T3)	1-1	8-2	-	-	-	1	0	0	86.1	.450	.771	79.2	.453	3.1
1970	Jack McCloskey	14-13	6-8	(5)	1-1	7-3	-	-	-	1	0	1	81.4	.454	.768	81.4	.454	-2.4
1971	Jack McCloskey	16-10	7-7	(4)	0-1	8-1	-	-	-	1	1	2	79.4	.489	.752	74.1	.440	-1.4
1972	Jack McCloskey	8-18	3-9	(6)	0-1	5-6	-	-	-	0	0	1	69.2	.439	.669	71.0	.465	-3.4
1973	Carl Tacy	12-15	3-9	(7)	1-1	8-3	-	-	-	1	0	1	72.3	.446	.711	77.4	.465	-2.6
1974	Carl Tacy	13-13	3-9	(T5)	0-1	10-1	-	-	-	1	0	1	76.2	.459	.720	74.1	.464	-1.1
1975	Carl Tacy	13-13	2-10	(T6)	0-1	9-2	-	-	-	1	0	0	80.6	.476	.684	79.1	.459	-4.5
1976	Carl Tacy	17-10	5-7	(T4)	0-1	10-2	-	-	-	2	0	1	87.8	.479	.720	82.6	.479	-2.2
1977	Carl Tacy	22-8	8-4	(T2)	0-1	12-3	NCAA 2-1	9	-	2	2	2	81.9	.505	.754	76.2	.496	-2.8
1978	Carl Tacy	19-10	6-6	(T4)	2-1	11-1	-	-	-	2	1	2	83.2	.507	.666	76.4	.455	0.8
1979	Carl Tacy	12-15	3-9	(T6)	0-1	9-3	-	-	-	1	0	0	72.4	.489	.651	73.4	.472	1.9
1980	Carl Tacy	13-14	4-10	(7)	0-1	9-1	-	-	-	0	0	0	70.4	.524	.715	67.6	.483	3.7
1981	Carl Tacy	22-7	9-5	(3)	1-1	10-1	NCAA 0-1	11	14	1	1	1	77.3	.518	.694	65.1	.454	-0.6
1982	Carl Tacy	21-9	9-5	(3)	1-1	11-3	NCAA 1-1	18	19	1	0	3	67.8	.514	.680	58.2	.448	1.6
1983	Carl Tacy	20-12	7-7	(5)	0-1	13-4	NIT 3-1	-	-	0	0	1	79.3	.492	.670	74.0	.464	-4.2
1984	Carl Tacy	23-9	7-7	(T3)	1-1	15-1	NCAA 2-1	19	-	2	0	2	74.6	.501	.737	66.8	.476	-1.9
1985	Carl Tacy	15-14	5-9	(T6)	0-1	10-4	NIT 0-1	-	-	1	0	2	73.1	.485	.711	68.7	.482	-3.5
1986	Bob Staak	8-21	0-14	(8)	0-1	8-6	-	-	-	0	0	0	59.8	.455	.684	67.3	.500	-7.6
1987	Bob Staak	14-15	2-12	(7)	1-1	11-2	-	-	-	1	0	1	68.9	.463	.707	68.1	.480	-4.6
1988	Bob Staak	10-18	3-11	(8)	0-1	7-6	-	-	-	1	0	0	72.4	.478	.714	76.6	.491	0.1
1989	Bob Staak	13-15	3-11	(7)	0-1	10-3	-	-	-	0	0	0	76.1	0.48	.731	76.9	.504	2.0
1990	Dave Odom	12-16	3-11	(8)	0-1	9-4	-	-	-	0	0	0	68.8	.462	.646	69.0	.451	5.1
1991	Dave Odom	19-11	8-6	(T3)	0-1	11-4	NCAA 1-1	-	-	1	0	0	80.5	.489	.688	74.9	.462	2.4
1992	Dave Odom	17-12	7-9	(6)	0-1	10-2	NCAA 0-1	-	-	1	0	1	74.6	.494	.633	68.4	.457	7.7
1993	Dave Odom	21-9	10-6	(T3)	0-1	11-2	NCAA 2-1	16	15	2	1	1	77.7	.491	.722	70.2	.440	4.8
1994	Dave Odom	21-12	9-7	(3)	1-1	12-5	NCAA 1-1	-	-	2	0	0	71.3	.446	.739	65.5	.405	1.3
1995	Dave Odom	26-6	12-4	(T1)	3-0	11-2	NCAA 2-1	3	3	2	2	1	71.4	.468	.764	62.8	.388	2.9
1996	Dave Odom	26-6	12-4	(2)	3-0	11-2	NCAA 3-1	9	9	1	1	0	68.9	.465	.704	61.3	.393	4.9
1997	Dave Odom	24-7	11-5	(T2)	1-1	10-0	NCAA 1-1	9	9	2	1	1	69.0	.465	.690	58.3	.364	6.2
1998	Dave Odom	16-14	7-9	(T4)	0-1	9-4	NIT 1-1	-	-	0	0	0	65.8	.405	.699	66.5	.429	0.4
1999	Dave Odom	17-14	7-9	(4)	0-1	10-4	NIT 1-1	-	-	1	0	0	66.6	.431	.721	65.0	.417	-0.4
2000	Dave Odom	22-14	7-9	(5)	1-1	13-4	NIT Champ	-	-	1	0	0	69.8	.434	.674	64.5	.405	4.6
2001	Dave Odom	19-11	8-8	(T5)	0-1	11-2	NCAA 0-1	23	22	1	0	0	76.5	.462	.727	66.5	.409	1.0
2002	Skip Prosser	21-13	9-7	(T3)	1-1	11-5	NCAA 1-1	-	-	2	0	1	82.0	.478	.738	77.0	.442	2.9
2003	Skip Prosser	25-6	13-3	(1)	1-1	11-2	NCAA 1-1	8	9	2	1	1	77.8	.453	.752	67.8	.397	9.7
2004	Skip Prosser	21-10	9-7	(T3)	0-1	12-2	NCAA 2-1	17	16	2	0	0	83.5	.476	.712	83.5	.449	3.1
2005	Skip Prosser	27-6	13-3	(2)	0-1	14-2	NCAA 1-1	5	6	3	1	1	84.9	.491	.684	74.0	.436	7.0
2006	Skip Prosser	17-17	3-13	(12)	2-1	12-3	NIT 0-1	-	-	2	0	0	73.0	.453	.671	71.7	.415	6.4
2007	Skip Prosser	15-16	5-11	(T10)	1-1	10-5	-	-	-	1	0	0	73.8	.455	.633	76.4	.468	0.2
2008	Dino Gaudio	17-13	7-9	(T7)	0-1	10-3	-	-	-	1	0	0	72.2	.433	.665	69.4	.429	-0.6
2009	Dino Gaudio	24-7	11-5	(T2)	0-1	13-1	NCAA 0-1	12	20	2	1	2	81.0	.490	.711	70.7	.398	5.9
2010	Dino Gaudio	20-11	9-7	(T5)	0-1	11-3	NCAA 1-1	-	-	1	0	1	72.8	.434	.657	69.5	.390	4.8
2011	Jeff Bzdelik	8-24	1-15	(12)	0-1	7-8	-	-	-	0	0	0	67.2	.423	.746	77.2	.456	-5.2
2012	Jeff Bzdelik	13-18	4-12	(T9)	0-1	8-5	-	-	-	0	0	0	65.5	.427	.736	70.4	.441	-4.2
2013	Jeff Bzdelik	13-18	6-12	(T9)	0-1	7-5	-	-	-	1	0	0	67.5	.434	.680	70.3	.455	-2.4
2014	Jeff Bzdelik	17-16	6-12	(T11)	1-1	10-3	-	-	-	0	0	0	69.7	.451	.650	70.9	.427	-1.4
2015	Danny Manning	13-19	5-13	(12)	0-1	7-5	-	-	-	0	0	0	69.0	.421	.638	67.0	.450	3.1
2016	Danny Manning	11-20	2-16	(14)	0-1	9-3	-	-	-	0	0	0	74.0	.440	.660	79.0	.440	1.4
2017	Danny Manning	19-14	9-9	(10)	1-1	9-4	NCAA 0-1	-	-	1	0	1	82.8	.472	.778	78.4	.457	2.6
2018	Danny Manning	11-20	4-14	(14)	0-1	7-5	-	-	-	0	0	0	73.3	.439	.738	74.4	.440	1.4
2019	Danny Manning	14-19	4-14	(13)	0-1	10-4	-	-	-	0	0	0	68.4	.394	.725	75.6	.464	3.2
2020	Danny Manning	13-18	6-14	(T13)	0-1	7-4	-	-	-	0	0	0	73.4	.432	.747	74.9	.438	2.7
2021	Steve Forbes	6-16	3-15	(14)	0-1	3-1	-	-	-	0	0	0	66.3	.410	.727	72.0	.469	-5.7
2022	Steve Forbes	25-10	13-7	(5)	0-1	12-3	NIT 2-1	-	-	2	0	1	78.5	.483	.730	70.1	.413	+3.0

Year	Championship Game Results	Head Coach	Tournament MVP	Site	Att.
1954	#4 NC State 82, #3 Wake Forest 80 (OT)	Everett Case	Dickie Hemric, WF	Raleigh, N.C.	39,200
1955	#1 NC State 87, #2 Duke 77	Everett Case	Ronnie Shavlik, NCS	Raleigh, N.C.	43,200
1956	#1 NC State 76, #3 Wake Forest 64	Everett Case	Vic Molodet, NCS	Raleigh, N.C.	44,800
1957	#1 North Carolina 95, #6 South Carolina 75	Frank McGuire	Lennie Rosenbluth, UNC	Raleigh, N.C.	45,900
1958	#4 Maryland 86, #3 North Carolina 74	Bud Millikan	Nick Davis, Md.	Raleigh, N.C.	47,800
1959	#1 NC State 80, #2 North Carolina 56	Everett Case	Lou Pucillo, NCS	Raleigh, N.C.	49,200
1960	#4 Duke 63. #2 Wake Forest 59	Vic Bubas	Doug Kistler, Duke	Raleigh, N.C.	46,800
1961	#1 Wake Forest 96, #2 Duke 81	Bones McKinney	Len Chappell, WF	Raleigh, N.C.	38,100
1962	#1 Wake Forest 77, #6 Clemson 66	Bones McKinney	Len Chappell, WF	Raleigh, N.C.	48,300
1963	#1 Duke 68, #2 Wake Forest 57	Vic Bubas	Art Heyman, Duke	Raleigh, N.C.	48,700
1964	#1 Duke 80, #2 Wake Forest 59	Vic Bubas	Jeff Mullins, Duke	Raleigh, N.C.	48,800
1965	#2 NC State 91, #1 Duke 85	Press Maravich	Larry Worsley, NCS	Raleigh, N.C.	49,600
1966	#1 Duke 71, #2 NC State 66	Vic Bubas	Steve Vacendak, Duke	Raleigh, N.C.	49,600
1967	#1 North Carolina 82, #2 Duke 73	Dean Smith	Larry Miller, UNC	Greensboro, N.C.	35,064
1968	#1 North Carolina 87, #3 NC State 50	Dean Smith	Larry Miller, UNC	Charlotte, N.C.	46,000
1969	#1 North Carolina 85, #3 Duke 74	Dean Smith	Charlie Scott, UNC	Charlotte, N.C.	46,664
1970	#3 NC State 42, #1 South Carolina 39 (2OT)	Norman Sloan	Van Williford, NCS	Charlotte, N.C.	46,664
1971	#2 South Carolina 52, #1 North Carolina 51	Frank McGuire	Dedmon, UNC/Roche, USC	Greensboro, N.C.	60,680
1972	#1 North Carolina 73, #2 Maryland 64	Dean Smith	Robert McAdoo, UNC	Greensboro, N.C.	61,448
1973	#1 NC State 76, #3 Maryland 74	Norman Sloan	Tommy Burleson, NCS	Greensboro, N.C.	60,736
1974	#1 NC State 103, #2 Maryland 100 (OT)	Norman Sloan	Tommy Burleson, NCS	Greensboro, N.C.	61,804
1975	#2 North Carolina 70, #4 NC State 66	Dean Smith	Phil Ford, UNC	Greensboro, N.C.	62,532
1976	#6 Virginia 67, #1 North Carolina 62	Terry Holland	Wally Walker, UVa	Landover, Md.	58,800
1977	#1 North Carolina 75, #7 Virginia 69	Dean Smith	John Kuester, UNC	Greensboro, N.C.	62,940
1978	#2 Duke 85, #5 Wake Forest 77	Bill Foster	Jim Spanarkel, Duke	Greensboro, N.C.	63,344
1979	#1 North Carolina 71, #2 Duke 63	Dean Smith	Dudley Bradley, UNC	Greensboro, N.C.	63,012
1980	#6 Duke 73, #1 Maryland 72	Bill Foster	Albert King, Md.	Greensboro, N.C.	57,597
1981	#2 North Carolina 61, #4 Maryland 60	Dean Smith	Sam Perkins, UNC	Landover, Md.	76,140
1982	#1 North Carolina 47, #2 Virginia 45	Dean Smith	James Worthy, UNC	Greensboro, N.C.	63,977
1983	#4 NC State 81, #2 Virginia 78	Jim Valvano	Sidney Lowe, NCS	Atlanta, Ga.	66,892
1984	#2 Maryland 74, #3 Duke 62	Lefty Driesell	Len Bias, Md.	Greensboro, N.C.	66,648
1985	#1 Georgia Tech 57, #2 North Carolina 54	Bobby Cremins	Mark Price, GT	Atlanta, Ga.	66,892
1986	#1 Duke 68, #2 Georgia Tech 67	Mike Krzyzewski	Johnny Dawkins, Duke	Greensboro, N.C.	64,968
1987	#6 NC State 68, #1 North Carolina 67	Jim Valvano	Vinnie Del Negro, NCS	Landover, Md.	77,108
1988	#3 Duke 65, #1 North Carolina 61	Mike Krzyzewski	Danny Ferry, Duke	Greensboro, N.C.	66,000
1989	#3 North Carolina 77, #2 Duke 74	Dean Smith	J.R. Reid, UNC	Atlanta, Ga.	66,892
1990	#3 Georgia Tech 70, #5 Virginia 61	Bobby Cremins	Brian Oliver, GT	Charlotte, N.C.	94,120
1991	#2 North Carolina 96, #1 Duke 74	Dean Smith	Rick Fox, UNC	Charlotte, N.C.	94,128
1992	#1 Duke 94, #3 North Carolina 74	Mike Krzyzewski	Christian Laettner, Duke	Charlotte, N.C.	110,141
1993	#6 Georgia Tech 77, #1 North Carolina 75	Bobby Cremins	James Forrest, GT	Charlotte, N.C.	112,106
1994	#2 North Carolina 73, #4 Virginia 66	Dean Smith	Jerry Stackhouse, UNC	Charlotte, N.C.	111,135
1995	#1 Wake Forest 82, #2 North Carolina 80 (OT)	Dave Odom	Randolph Childress, WF	Greensboro, N.C.	114,044
1996	#2 Wake Forest 75, #1 Georgia Tech 74	Dave Odom	Tim Duncan, WF	Greensboro, N.C.	111,185
1997	#3 North Carolina 64, #8 NC State 54	Dean Smith	Shammond Williams, UNC	Greensboro, N.C.	111,191
1998	#2 North Carolina 83, #1 Duke 68	Bill Guthridge	Antawn Jamison, UNC	Greensboro, N.C.	118,665
1999	#1 Duke 96, #3 North Carolina 73	Mike Krzyzewski	Elton Brand, Duke	Charlotte, N.C.	119,475
2000	#1 Duke 81, #2 Maryland 68	Mike Krzyzewski	Jason Williams, Duke	Charlotte, N.C.	119,475
2001	#2 Duke 79, #1 North Carolina 53	Mike Krzyzewski	Shane Battier, Duke	Atlanta, Ga.	182,525
2002	#2 Duke 91, #4 NC State 61	Mike Krzyzewski	Carlos Boozer, Duke	Charlotte, N.C.	111,913
2003	#3 Duke 84, #4 NC State 77	Mike Krzyzewski	Daniel Ewing, Duke	Greensboro, N.C.	111,115
2004	#6 Maryland 95, #1 Duke 87 (OT)	Gary Williams	John Gilchrist, Md.	Greensboro, N.C.	112,191
2005	#3 Duke 69, #5 Georgia Tech 64	Mike Krzyzewski	J.J. Redick, Duke	Washington, D.C.	101,505
2006	#1 Duke 78, #3 Boston College 76	Mike Krzyzewski	J.J. Redick, Duke	Greensboro, N.C.	142,470
2007	#1 North Carolina 89, #10 NC State 80	Roy Williams	Brandan Wright, UNC	Tampa, Fla.	133,614
2008	#1 North Carolina 86, #3 Clemson 81	Roy Williams	Tyler Hansbrough, UNC	Charlotte, N.C.	120,210
2009	#3 Duke 79, #4 Florida State 69	Mike Krzyzewski	Jon Scheyer, Duke	Atlanta, Ga.	158,112
2010	#1 Duke 65, #7 Georgia Tech 61	Mike Krzyzewski	Kyle Singler, Duke	Greensboro, N.C.	140,223
2011	#2 Duke 75, #1 North Carolina 58	Mike Krzyzewski	Nolan Smith, Duke	Greensboro, N.C.	139,536
2012	#3 Florida State 85, #1 North Carolina 82	Leonard Hamilton	Michael Snaer, FSU	Atlanta, Ga.	117,120
2013	#1 Miami 87, #3 North Carolina 77	Jim Larrañaga	Shane Larkin, Miami	Greensboro, N.C.	133,014
2014	#1 Virginia 72, #3 Duke 63	Tony Bennett	Joe Harris, UVa	Greensboro, N.C.	140,143
2015	#3 Notre Dame 90, #5 North Carolina 82	Mike Brey	Jerian Grant, ND	Greensboro, N.C.	141,159
2016	#1 North Carolina 61, #2 Virginia 57	Roy Williams	Joel Berry II, UNC	Washington, D.C.	131,616
2017	#5 Duke 75, #3 Notre Dame 69	Mike Krzyzewski	Luke Kennard, Duke	Brooklyn, N.Y.	115,802
2018	#1 Virginia 71, #6 North Carolina 63	Tony Bennett	Kyle Guy, UVa	Brooklyn, N.Y.	117,854
2019	#3 Duke 73, #4 Florida State 63	Mike Krzyzewski	Zion Williamson, Duke	Charlotte, N.C.	128,248
2020	No tournament champion*	-	-	Greensboro, N.C.	54,928
2021	#4 Georgia Tech 80, #2 Florida State 75	Josh Pastner	Michael Devoe, GT	Greensboro, N.C.	^33,840
2022	#7 Virginia Tech 82, #1 Duke 67	Mike Young	Hunter Cattoor, VT	Brooklyn, N.Y.	83,003

*2020 Tournament canceled after second round because of COVID-19 pandemic; ^limited attendance during COVID-19 pandemic

ACC TITLES

By Team:

Duke	21
North Carolina	18
NC State	10
Georgia Tech	4
Wake Forest	4
Virginia	3
Maryland	3
Florida State	2
Miami	1
Notre Dame	1
South Carolina	1
Virginia Tech	1

By Coach:

Mike Krzyzewski	15
Dean Smith	13
Vic Bubas	4
Everett Case	4
Roy Williams	3
Bobby Cremins	3
Norman Sloan	3
Tony Bennett	2
Bill Foster	2
Leonard Hamilton	2
Frank McGuire	2
Bones McKinney	2
Dave Odom	2
Jim Valvano	2
Mike Brey	1
Lefty Driesell	1
Bill Guthridge	1
Terry Holland	1
Jim Larrañaga	1
Press Maravich	1
Bud Millikan	1
Josh Pastner	1
Gary Williams	1
Mike Young	1

ACC REGULAR SEASON TITLES

By Team:

North Carolina	32
Duke	20
Virginia	10
NC State	7
Maryland	5
Wake Forest	4
Georgia Tech	2
Clemson	1
Florida State	1
Miami	1
South Carolina	1

Totals include ties

Year	ACC Champion	Reg. Season Champion	NCAA Bids	NCAA W-L	NCAA Teams									Non-ACC	Pct.
1954	NC State	Duke	(1)	2-1	NCS 2-1									83-41	.669
1955	NC State	NC State	(1)	0-1	Duke 0-1									54-28	.659
1956	NC State	NC State/UNC	(1)	0-1	NCS 0-1									54-16	.771
1957	North Carolina	North Carolina	(1)	5-0	**UNC 5-0**									57-22	.722
1958	Maryland	Duke	(1)	2-1	Md. 2-1									39-25	.609
1959	NC State	NC State/UNC	(1)	0-1	UNC 0-1									35-35	.500
			(6)	**9-5**										**322-167**	**.658**
1960	Duke	UNC/Wake Forest	(1)	2-1	Duke 2-1									43-32	.573
1961	Wake Forest	North Carolina	(1)	2-1	WF 2-1									47-35	.573
1962	Wake Forest	Wake Forest	(1)	4-1	WF 4-1									38-27	.585
1963	Duke	Duke	(1)	3-1	Duke 3-1									40-27	.597
1964	Duke	Duke	(1)	3-1	Duke 3-1									39-35	.527
1965	NC State	Duke	(1)	1-1	NCS 1-1									44-28	.611
1966	Duke	Duke	(1)	3-1	Duke 3-1									52-27	.658
1967	North Carolina	North Carolina	(1)	2-2	UNC 2-2									52-37	.584
1968	North Carolina	North Carolina	(1)	3-1	UNC 3-1									44-36	.550
1969	North Carolina	North Carolina	(1)	2-2	UNC 2-2									55-33	.625
			(10)	**25-12**										**454-317**	**.589**
1970	NC State	South Carolina	(1)	1-1	NCS 1-1									64-24	.727
1971	South Carolina	North Carolina	(1)	0-2	USC 0-2									68-18	.791
1972	North Carolina	North Carolina	(1)	3-1	UNC 3-1									70-21	.769
1973	NC State	NC State	(1)	1-1	Md. 1-1									72-19	.791
1974	NC State	NC State	(1)	4-0	**NCS 4-0**									71-17	.807
1975	North Carolina	Maryland	(2)	4-2	UNC 2-1	Md. 2-1								72-17	.809
1976	Virginia	North Carolina	(2)	0-2	UNC 0-1	UVa 0-1								82-13	.863
1977	North Carolina	North Carolina	(2)	6-2	WF 2-1	UNC 4-1								82-16	.837
1978	Duke	North Carolina	(2)	4-2	Duke 4-2	UNC 0-1								88-16	.846
1979	North Carolina	Duke/UNC	(2)	0-2	Duke 0-1	UNC 0-1								80-20	.800
			(15)	**23-15**										**749-181**	**.805**
1980	Duke	Maryland	(5)	6-5	NCS 0-1	UNC 0-1	Md. 1-1	Duke 2-1	Clem. 3-1					90-17	.841
1981	North Carolina	Virginia	(4)	9-4	WF 0-1	Md. 1-1	UVa 4-1	UNC 4-1						90-21	.811
1982	North Carolina	UNC/UVa	(4)	7-3	NCS 0-1	WF 1-1	UVa 1-1	**UNC 5-0**						92-22	.807
1983	NC State	UNC/UVa	(4)	11-3	Md. 1-1	UVa 2-1	UNC 2-1	**NCS 6-0**						94-32	.746
1984	Maryland	North Carolina	(5)	8-5	Duke 0-1	Md. 1-1	UNC 1-1	WF 2-1	UVa 4-1					108-18	.857
1985	Georgia Tech	GT/UNC/NCS	(5)	12-5	Duke 1-1	Md. 2-1	NCS 3-1	UNC 3-1	GT 3-1					109-26	.807
1986	Duke	Duke	(6)	13-6	UVa 0-1	Md. 1-1	UNC 2-1	GT 2-1	NCS 3-1	Duke 5-1				115-27	.810
1987	NC State	North Carolina	(6)	5-6	UVa 0-1	NCS 0-1	GT 0-1	Clem. 0-1	Duke 2-1	UNC 3-1				98-26	.790
1988	Duke	North Carolina	(5)	9-5	NCS 0-1	Md. 1-1	GT 1-1	UNC 3-1	Duke 4-1					93-33	.738
1989	North Carolina	NC State	(6)	12-6	GT 0-1	Clem. 1-1	NCS 2-1	UNC 2-1	UVa 3-1	Duke 4-1				99-31	.762
			(50)	**92-48**										**988-253**	**.796**
1990	Georgia Tech	Clemson	(5)	14-5	UVa 1-1	UNC 2-1	Clem. 2-1	GT 4-1	Duke 5-1					110-29	.791
1991	North Carolina	Duke	(6)	13-5	UVa 0-1	WF 1-1	NCS 1-1	GT 1-1	UNC 4-1	**Duke 6-0**				103-27	.792
1992	Duke	Duke	(5)	12-4	WF 0-1	GT 2-1	FSU 2-1	UNC 2-1	**Duke 6-0**					99-26	.792
1993	Georgia Tech	North Carolina	(6)	14-5	GT 0-1	Duke 1-1	UVa 2-1	WF 2-1	FSU 3-1	**UNC 6-0**				101-20	.835
1994	North Carolina	Duke	(5)	10-5	UVa 1-1	WF 1-1	UNC 1-1	Md. 2-1	Duke 5-1					91-32	.740
1995	Wake Forest	NC/WF/UVa/Md	(4)	11-4	WF 2-1	Md. 2-1	UVa 3-1	UNC 4-1						94-21	.817
1996	Wake Forest	Georgia Tech	(6)	6-6	Clem. 0-1	Md. 0-1	Duke 0-1	UNC 1-1	GT 2-1	WF 3-1				79-27	.745
1997	North Carolina	Duke	(6)	8-6	Md. 0-1	UVa 0-1	WF 1-1	Duke 1-1	Clem. 2-1	UNC 4-1				104-22	.825
1998	North Carolina	Duke	(5)	10-5	Clem. 0-1	FSU 1-1	Md. 2-1	Duke 3-1	UNC 4-1					106-29	.785
1999	Duke	Duke	(3)	7-3	UNC 0-1	Md. 2-1	Duke 5-1							107-30	.781
			(51)	**105-48**										**994-263**	**.791**
2000	Duke	Duke	(3)	7-3	Md. 1-1	Duke 2-1	UNC 4-1							91-42	.684
2001	Duke	Duke/UNC	(6)	11-5	GT 0-1	WF 0-1	UVa 0-1	UNC 1-1	Md. 4-1	**Duke 6-0**				95-30	.760
2002	Duke	Maryland	(4)	10-3	WF 1-1	NCS 1-1	Duke 2-1	**Md. 6-0**						92-34	.730
2003	Duke	Wake Forest	(4)	5-4	NCS 0-1	WF 1-1	Duke 2-1	Md. 2-1						90-31	.743
2004	Maryland	Duke	(6)	14-6	UNC 1-1	Md. 1-1	NCS 1-1	WF 2-1	Duke 4-1	GT 5-1				106-22	.828
2005	Duke	North Carolina	(5)	12-4	GT 1-1	WF 1-1	NCS 2-1	Duke 2-1	**UNC 6-0**					121-34	.781
2006	Duke	Duke	(4)	6-4	NCS 1-1	UNC 1-1	BC 2-1	Duke 2-1						129-40	.763
2007	North Carolina	UNC/Virginia	(7)	7-7	GT 0-1	Duke 0-1	BC 1-1	UVa 1-1	VT 1-1	Md. 1-1	UNC 3-1			149-42	.780
2008	North Carolina	North Carolina	(4)	6-4	Clem. 0-1	Mia. 1-1	Duke 1-1	UNC 4-1						141-46	.754
2009	Duke	North Carolina	(7)	9-6	WF 0-1	FSU 0-1	BC 0-1	Clem. 0-1	Md. 1-1	Duke 2-1	**UNC 6-0**			148-35	.809
			(50)	**87-46**										**1,162-356**	**.765**
2010	Duke	Duke/Maryland	(6)	9-5	FSU 0-1	Clem. 0-1	WF 1-1	GT 1-1	Md. 1-1	**Duke 6-0**				153-39	.797
2011	Duke	North Carolina	(4)	8-4	Clem. 1-1	FSU 2-1	Duke 2-1	UNC 3-1						134-58	.705
2012	Florida State	North Carolina	(5)	6-5	UVa 0-1	Duke 0-1	FSU 1-1	NCS 2-1	UNC 3-1					125-58	.683
2013	Miami	Miami	(4)	6-4	NCS 0-1	UNC 1-1	Mia. 2-1	Duke 3-1						126-44	.741
2014	Virginia	Virginia	(6)	6-6	Duke 0-1	NCS 1-1	Pitt 1-1	Syr. 1-1	UNC 1-1	UVa 2-1				151-61	.712
2015	Notre Dame	Virginia	(6)	17-5	UVa 1-1	UNC 2-1	NCS 2-1	ND 3-1	UL 3-1	**Duke 6-0**				167-51	.766
2016	North Carolina	North Carolina	(7)	19-7	Pitt 0-1	Mia. 2-1	Duke 2-1	ND 3-1	UVa 3-1	Syr. 4-1	UNC 5-1			166-49	.772
2017	Duke	North Carolina	(9)	11-8	Miami 0-1	VT 0-1	WF 0-1	Duke 1-1	FSU 1-1	UL 1-1	ND 1-1	UVa 1-1	**UNC 6-0**	171-47	.784
2018	Virginia	Virginia	(9)	12-9	Miami 0-1	NCS 0-1	UVa 0-1	VT 0-1	UNC 1-1	Clem. 2-1	Syr. 3-1	Duke 3-1	FSU 3-1	165-50	.767
2019	Duke	UNC/Virginia	(7)	15-6	Duke 3-1	FSU 2-1	UL 0-1	UNC 2-1	Syr. 0-1	VT 2-1	**UVa 6-0**			165-47	.778
			(63)	**109-59**										**1,523-504**	**.751**
2020	Florida State*	Florida State	-	-	n/a									120-41	.745
2021	Georgia Tech	Virginia	(7)	4-7	Clem. 0-1	FSU 2-1	GT 0-1	UNC 0-1	Syr. 2-1	UVa 0-1	VT 0-1			68-31	.687
2022	Virginia Tech	Duke	(5)	14-5	Duke 4-1	Mia. 3-1	UNC 5-1	ND 2-1	VT 0-1					126-59	.681
			(12)	**18-12**										**314-131**	**.706**

*FSU declared league champion after ACC Tournament was canceled (COVID-19 pandemic)

1954

NC State - ACC Champion
Dickie Hemric, WF - ACC Player of the Year
Everett Case, NCS - ACC Coach of the Year

NC State laid claim to the first of three straight ACC titles for the Wolfpack, defeating Wake Forest 82-80 in overtime in the league's inaugural ACC Tournament ... 39,200 attended the tournament at NC State's Reynolds Coliseum ... a book of tickets for the entire Tournament cost $10 … the Wolfpack represented the ACC in the NCAA tournament, winning two of three games … the ACC adopted a rule from the Southern Conference that no team could participate in the NIT, a ban that stood until 1967 … the ACC's first regular season produced an unbalanced schedule with conference games ranging from 12 (Wake Forest) to five (Virginia) … the Deacons' Dickie Hemric led the league in rebounding (15.1) and was second in scoring (24.3) en route to earning ACC Player of the Year honors ... Virginia's Buzz Wilkinson led the ACC and was third nationally in scoring (30.1) - the third highest per game average in conference annals ... Maryland's Gene Shue, a former walk-on, set 11 individual school records and finished as the school's all-time leading scorer with 1,386 points - a record he held until 1974 … the free throw lane was only six feet wide and a one-and-one free throw rule was in place, although the bonus was used only if the first shot was missed; the rule was in effect the entire game except the final three minutes, when every foul resulted in two free throws … games were played in four 10-minute quarters ... Rio Grande College's Bevo Francis, the nation's college division leading scorer (47.1), scored 34 points in a 92-77 loss to NC State and 32 points in a 67-65 win over Wake Forest.

1953-54 Final Standings

Team	AP	UPI	W	ACC L	ACC For	ACC Opp	Overall W	Overall L	Overall For	Overall Opp
Duke	16	20	9	1	81.8	71.0	22	6	83.3	66.5
Maryland	20	x	7	2	69.0	56.0	23	7	65.1	55.8
Wake Forest			8	4	81.5	71.1	17	12	76.2	69.9
NC State	x	14	5	3	82.0	72.5	26	7	81.4	68.4
North Carolina			5	6	68.1	65.5	11	10	68.5	63.6
South Carolina			2	8	60.0	75.8	10	16	65.1	69.8
Virginia			1	4	66.6	74.6	16	11	79.6	74.6
Clemson			0	9	55.8	84.2	5	18	62.3	78.3

vs. Non-Conference: 83-41 (.669) **vs. Non-ACC Ranked Teams:** 1-6
NCAA: (1 team: 2-1) **NIT:** (no teams)
Teams Ranked During Season: Duke, Maryland, NC State

1954 ACC Tournament, Raleigh, N.C. (March 4-5-6)

Quarterfinals - #3 Wake Forest d. #6 South Carolina 58-57 (ot); #2 Maryland d. #7 Clemson 75-59; #1 Duke d. #8 Virginia 96-68; #4 NC State d. #5 North Carolina 52-51.
Semifinals - NC State d. Duke 79-75; Wake Forest d. Maryland 64-56 (ot).
Finals - NC State d. Wake Forest 82-80 (ot).

All-Tournament - First Team - Dickie Hemric, WF; Gene Shue, Md.; Mel Thompson, NCS; Ronnie Shavlik, NCS; Skippy Winstead, UNC.
Second Team - Buzz Wilkinson, UVa; Bernie Janicki, Duke; Rudy D'Emilio, Duke; Herb Appelbaum, NCS; Lefty Davis, WF.
Tournament MVP - Dickie Hemric, Wake Forest (23.4 points, 14.7 rebounds)

All-Atlantic Coast Conference

First Team • unanimous

Dickie Hemric, Jr., WF	• 200
Gene Shue, Sr., Md.	190
Mel Thompson, Sr., NCS	181
Rudy D'Emilio, Sr., Duke	174
Buzz Wilkinson, Jr., UVa	148

Second Team

Vic Molodet, So., NCS	91
"Lefty" Davis, So., WF	91
Joe Belmont, So., Duke	81
Jerry Vayda, So., UNC	80
Ronnie Mayer, So., Duke	65

Player of the Year: Dickie Hemric, Jr., Wake Forest (18); Thompson (10); Shue (8); Ronnie Shavlik, NCS (4); Herb Applebaum, NCS (3).
Coach of the Year: Everett Case, NC State (13); Hal Bradley, Duke (11); Frank McGuire, UNC (8); Bud Millikan, Md. (7); Murray Greason, WF (4).

Scoring & Rebounding Leaders

Scoring (NCAA rank)

Buzz Wilkinson, Jr., UVa	(3)	30.1
Dickie Hemric, Jr., WF		24.3
Gene Shue, Sr., Md.		21.8
Mel Thompson, Sr., NCS		18.6
Lefty Davis, So., WF		17.4

Rebounding

Dickie Hemric, Jr., WF	15.1
Ronnie Shavlik, So., NCS	13.4
Joe Smith, Jr., USC	11.5
Charley Gage, Sr., Clem.	11.3
Paul Likins, Jr., UNC	10.9

NCAA STATS: Maryland's Gene Shue finishes seventh nationally in field goal percentage (.505) while Hemric is eighth (.504) ... only 10 players nationally, who made 100 field goals or more - shot 50 percent or better for the season ... Duke finishes fourth nationally in scoring (83.3); Maryland is fourth in field goal percentage (.428) ... the Deacons lead the nation in free throw percentage (.727) while USC is third in fewest fouls (16.9).

1955

NC State - ACC Champion
Dickie Hemric, WF - ACC Player of the Year
Everett Case, NCS - ACC Coach of the Year

NC State captured its second straight ACC title with an 87-77 win over Duke … the league featured a balanced schedule for the first time with each team playing a 14-game league slate … with the Wolfpack serving a one-year NCAA postseason penalty for recruiting violations, the Blue Devils represented the ACC in the NCAA Tournament, losing a 1-point decision to Villanova … with the ACC policy prohibiting teams from playing in the NIT, NC State participated in the annual national AAU Tournament in Denver, defeating Wuthnow Furniture 71-68 of Hope, Kan., before losing to the San Francisco Olympic Club 70-60 … Wake Forest's Dickie Hemric was named ACC Player of the Year for a second consecutive season and concluded his career as the NCAA's all-time leading scorer with 2,587 points … NC State's Ronnie Shavlik set the ACC single season record with 581 rebounds … Virginia's Buzz Wilkinson had 26 games with 20 or more points and broke his own ACC single-season scoring record, averaging 32.1 points per game … the Cavaliers' Bill Miller recorded the ACC's first-ever "triple-double" with 11 points, 10 rebounds and 10 assists against NC State (F1) … UNC senior Paul Linkins was named a Rhodes Scholar … for a second-straight season, South Carolina's Lee Collins (16.1) and Joe Smith (10.7) both averaged over 10 rebounds a game - marking the only time in league history that two teammates averaged 10 or more rebounds in back-to-back seasons … UNC's Lennie Rosenbluth (25.9 ppg) had two games with 25 rebounds and was the first sophomore named first-team All-ACC.

1954-55 Final Standings

Team	AP	UPI	W	ACC L	ACC For	ACC Opp	Overall W	Overall L	Overall For	Overall Opp
NC State	4	6	12	2	91.6	77.6	28	4	88.7	76.5
Duke			11	3	86.6	70.7	20	8	85.2	72.8
Maryland			10	4	65.9	62.9	17	7	65.5	61.9
Wake Forest			8	6	84.0	80.1	17	10	85.7	79.2
North Carolina			8	6	80.3	79.1	10	11	75.8	76.1
Virginia			5	9	89.6	89.6	14	15	89.8	84.4
South Carolina			2	12	69.3	83.4	10	17	75.7	79.9
Clemson			0	14	72.9	96.8	2	21	73.7	93.3

vs. Non-Conference: 54-28 (.659) **vs. Non-ACC Ranked Teams:** 5-5
NCAA: (1 team: 0-1) **NIT:** (no teams)
Teams Ranked During Season: Duke, Maryland, NC State, Wake Forest

1955 ACC Tournament, Raleigh, N.C. (March 3-4-5)

Quarterfinals - #6 Virginia d. #3 Maryland 68-67 (ot); #2 Duke d. #7 South Carolina 83-67; #1 NC State d. #8 Clemson 101-76; #4 Wake Forest d. #5 North Carolina 95-82.
Semifinals - NC State d. Wake Forest 85-70; Duke d. Virginia 90-77 (ot).
Finals - NC State d. Duke 87-77.

All-Tournament - First Team - First Team ; Buzz Wilkinson, UVa; Ronnie Shavlik, NCS; Ronnie Mayer, Duke; Dickie Hemric, WF; "Lefty" Davis, WF. **Second Team** - Bill Miller, UVa; Bill Yarborough, Clem.; Vic Molodet, NCS; Joe Belmont, Duke; Phil DiNardo, NCS.
Tournament MVP -Ronnie Shavlik, NC State (23.3 points, 18.0 rebounds)

All-Atlantic Coast Conference

First Team • unanimous

Dickie Hemric, Sr., WF	• 250
Ronnie Shavlik, Jr., NCS	• 250
Buzz Wilkinson, Sr., UVa	248
Lennie Rosenbluth, So., UNC	223
Ronnie Mayer, Jr., Duke	219

Second Team

Bob Kessler, Jr., Md.	161
Bill Yarborough, Jr., Clem.	150
Joe Belmont, Jr., Duke	123
Vic Molodet, Jr., NCS	123
"Lefty" Davis, Jr., WF	75

Player of the Year: Dickie Hemric, Sr., WF (22); Ronnie Shavlik, Jr., NCS (12); Buzz Wilkinson, Sr., UVa (11).
Coach of the Year: Everett Case, NCS (26); Bus Male, UVa (12), Frank McGuire, UNC (5), Hal Bradley, Duke (1); Murray Greason, WF (1).

Scoring & Rebounding Leaders

Scoring (NCAA rank)

Buzz Wilkinson, Sr., UVa	(2)	32.1
Bill Yarborough, Jr., Clem,	(4)	28.3
Dickie Hemric, Jr., WF	(6)	27.6
Lennie Rosenbluth, So., UNC	(12)	25.5
Ronnie Shavlik, Jr., NCS		22.1

Rebounding

Dickie Hemric, Jr., WF	19.0
Ronnie Shavlik, Jr., NCS	18.1
Lee Collins, Jr., USC	16.1
Ronnie Mayer, Jr., Duke	12.4
Lennie Rosenbluth, So., UNC	11.7

NCAA STATS: From 1955 to 1962, the NCAA individual rebound leaders were determined by dividing the player's total rebounds by the combined total of rebounds by both his team and the opponents ... the leader for the 1954-55 season was Marshall's Charlie Slack who garnered 26.4 percent of available rebounds (538 of 2040).

1956

NC State - ACC Champion
Ronnie Shavlik, NCS - ACC Player of the Year
Murray Greason, WF - ACC Coach of the Year

NC State wins its third-straight ACC title following a 76-64 win over Wake Forest … the Wolfpack's Ronnie Shavlik averaged 18.2 points and an ACC-record 19.5 rebounds per game en route to becoming the first ACC player to earn consensus All-American honors … Shavlik had 12 "double-doubles" and is the only player in league history to have 500 or more rebounds twice in his career … for the first time, the ACC had four teams - NC State (2), North Carolina (15), Wake Forest (18) and Duke (19) - ranked in the final AP poll … Maryland (Student Activities Center; later Cole Field House) and Wake Forest (Memorial Coliseum) open new basketball arenas … the Terps were 169-90 in 25 years at Ritchie Coliseum (1931-55; 4,200 capacity) while the Deacons had played 21 seasons (1936-1956; 2,200 capacity) at Gore Gymnasium on the old Wake Forest campus … the Deacons played two games - NC State (D6) and BYU (D22) - at Memorial Coliseum ... after losing its first 26 ACC games, Clemson claims its first conference victory beating Virginia 75-73 (D16) at Fike Field House … 16 players played at least one game during the season for the 10-17 Cavaliers … led by Lefty Davis (19.2 ppg), Wake Forest becomes the first ACC team to finish a season with five double-figure scorers … the Deacons Jackie Murdock becomes the first of only two players all-time to lead the ACC in both field goal (.500) and free throw percentage (.857) in the same season … the NCAA increased the free throw lane from six feet to 12 feet.

1955-56 Final Standings

			ACC				Overall			
Team	AP	UPI	W	L	For	Opp	W	L	For	Opp
NC State	2	2	11	3	83.4	73.1	24	4	82.8	70.5
North Carolina	13	11	11	3	77.5	70.4	18	5	80.0	71.0
Wake Forest	16	x	10	4	83.0	76.1	19	9	80.7	75.2
Duke	17	18	10	4	78.6	68.2	19	7	80.6	69.8
Maryland			7	7	66.6	64.9	14	10	66.7	64.8
Virginia			3	11	68.4	81.8	10	17	73.8	78.9
South Carolina			3	11	71.4	80.9	9	14	78.2	79.3
Clemson			1	13	79.6	93.1	9	17	86.0	90.8

vs. Non-Conference: 54-16 (.771) **Vs. Non-ACC Ranked Teams:** 1-3
NCAA: (1 team: 0-1) **NIT:** (no team)
Teams Ranked During Season: Duke, North Carolina, NC State, Wake Forest

1956 ACC Tournament, Raleigh, N.C. (March 1-2-3)

Quarterfinals - #3 Wake Forest d. #6 South Carolina 79-64; #2 North Carolina d. #7 Virginia 81-77; #1 NC State d. #8 Clemson 88-84; #4 Duke d. #5 Maryland 94-69.
Semifinals - NC State d. Duke 91-79; Wake Forest d. North Carolina 77-56.
Finals - NC State d. Wake Forest 76-64.

All-Tournament - First Team - Vic Molodet, NCS; Lennie Rosenbluth, UNC; Jack Murdock, WF; Jack Williams, WF; John Maglio, NCS.
Second Team - Ronnie Shavlik, NCS; Ronnie Mayer, Duke; Bob Kessler, Md.; Bill Miller, UVa; Bob McCarty, UVa.
Tournament MVP - Vic Modolet, NC State (26.3 points, 14.7 rebounds)

All-Atlantic Coast Conference

First Team • unanimous
Ronnie Shavlik, Sr., NCS • 235
Lennie Rosenbluth, Jr., UNC • 235
Vic Molodet, Sr., NCS 220
"Lefty" Davis, Sr., WF 219
Joe Belmont, Sr., Duke 197

Second Team
Ronnie Mayer, Sr., Duke 168
Grady Wallace, Jr., SC 109
Bob Kessler, Sr., Md. 94
Bill Yarborough, Sr., Clem. 94
Jack Murdock, Jr., WF 83

Player of the Year: Ronnie Shavlik, Sr., NCS (31); Vic Molodet, Sr., NCS (10); Lennie Rosenbluth, Jr., UNC (7).
Coach of the Year: Murray Greason, WF (33); Everett Case, NCS (11); Banks McFadden, Clem (1); Frank McGuire, UNC (1); Bus Male, UVa (1).

Statistical Leaders

Scoring (NCAA rank)
Lennie Rosenbluth, Jr., UNC (6) 26.7
Grady Wallace, Jr., USC (17) 23.9
Bob McCarty, Sr., UVa (24) 23.1
Ronnie Mayer, Sr., Duke 22.1
Vince Yockel, So., Clem. 20.9

Rebounding
Ronnie Shavlik, Sr., NCS (7) 19.5
Lee Collins, Sr., USC 17.6
Bob Kessler, Sr., Md. 14.0
Lennie Rosenbluth, Jr., UNC 11.4
Phil DiNardo, Sr., NCS 11.2

NCAA STATS: NC State's Ronnie Shavlik averages an ACC-record 19.5 rebounds per game and finishes seventh nationally in rebound percentage (.196) ... Wake's Jackie Murdock is second in free throw percentage (.857) while NC State's Vic Molodet is fourth (.852) ... Clemson leads the ACC and ranks eighth nationally in scoring offense (86.0).

1957

North Carolina - ACC & National Champion
Lennie Rosenbluth, UNC - ACC Player of the Year
Frank McGuire, UNC - ACC Coach of the Year

North Carolina became the first ACC team to capture a national championship defeating a Wilt Chamberlain-led Kansas quintet 54-53 in three overtimes … one night earlier, UNC needed three overtimes to beat Michigan State 74-70 in the national semifinals … ACC Player of the Year Lennie Rosenbluth (28.0 ppg) led the Tar Heels to the league's first undefeated season (32-0) … South Carolina's Grady Wallace became the first and only ACC player to lead the nation in scoring (31.2) … Wallace averaged 37.7 ppg over his last six games to edge Chamberlain and Seattle's Elgin Baylor for the scoring title … Wallace becomes the first player to lead the ACC in scoring and rebounding (14.4) in the same season and the first Gamecock to be named first-team All-ACC … South Carolina shot over 40 percent (.404) from the floor for the first time in school history … UNC's Frank McGuire is named National Coach of the Year ... the ACC's first coaching change occurs when Press Maravich replaces Banks McFadden at Clemson … in 1957 there were 440 NCAA member institutions broken down into two divisions - University Division (160), College Division (280) ... the NCAA title game in Kansas City was covered by writers from 64 newspapers and carried on live radio by 73 stations in 11 states … television producer and syndicator C.D. Chesley, who earlier in the fall had paid the Conference $75,000 to broadcast three ACC football games on a regional basis, paid the NCAA a rights fee prior to the Final Four to carry both UNC games back to North Carolina over a five-station network.

1956-57 Final Standings

			ACC				Overall			
Team	AP	UPI	W	L	For	Opp	W	L	For	Opp
North Carolina	1	1	14	0	80.1	67.1	32	0	79.3	65.6
Maryland			9	5	64.8	61.4	16	10	64.6	61.2
Duke			8	6	77.9	74.9	13	11	78.4	77.0
Wake Forest	18	x	7	7	68.1	65.8	19	9	68.4	62.6
NC State			7	7	74.0	75.1	15	11	75.8	74.3
South Carolina			5	9	76.6	77.9	17	12	82.2	78.3
Clemson			3	11	73.0	83.6	7	17	72.5	82.4
Virginia			3	11	70.6	79.2	6	19	68.6	74.4

vs. Non-Conference: 57-22 (.722) **vs. Non-ACC Ranked Teams:** 4-3
NCAA: (1 team: 5-0 - North Carolina Champion) **NIT:** (no team)
Teams Ranked During Season: Duke, North Carolina, NC State, Wake Forest

1957 ACC Tournament, Raleigh, N.C. (March 7-8-9)

Quarterfinals - #6 South Carolina d. #3 Duke 84-81; #2 Maryland d. #7 Virginia 71-68; #1 North Carolina d. #8 Clemson 81-61; #4 Wake Forest d. #5 NC State 66-57.
Semifinals - North Carolina d. Wake Forest 61-59; South Carolina d. Maryland 74-64.
Finals - North Carolina d. South Carolina 95-75.

All-Tournament - First Team - Lennie Rosenbluth, UNC; Grady Wallace, SC; Jack Williams, WF; Pete Brennan, UNC; Jack Murdock, WF. **Second Team** - Tommy Kearns, UNC; John Nacincik, Md.; Ray Pericola, SC; Joe Quigg, UNC; Bob Cunningham, UNC.
Tournament MVP -Lennie Rosenbluth, N. Carolina (35.3 points; 11.0 rebounds)

All-Atlantic Coast Conference

First Team • unanimous
Lennie Rosenbluth, Sr., UNC • 275
Grady Wallace, Sr., SC • 275
Jack Murdock, Sr., WF 269
Tommy Kearns, Jr., UNC 222
Jack Williams, Sr., WF 166

Second Team
Bob O'Brien, Sr., Md. 160
Pete Brennan, Jr., UNC 152
Jim Newcome, Jr., Duke 142
John Richter, So., NCS 123
Ernie Wiggins, Sr., WF 93

Player of the Year: Lennie Rosenbluth, Sr., N. Carolina (43); Grady Wallace, Sr., SC (4).
Coach of the Year: Frank McGuire, UNC (47) unanimous

Statistical Leaders

Scoring (NCAA rank)
Grady Wallace, Sr., SC (1) 31.2
Lennie Rosenbluth, Sr., UNC (7) 28.0
Herb Busch, So., UVa 19.8
Vince Yockel, Jr., Clem 19.8
Jack Williams, Sr., WF 16.2

Rebounding
Grady Wallace, Sr., SC 14.4
John Richter, So., NCS 12.7
Fred Lentz, So., SC 12.4
Jim Newcome, Jr., Duke 11.4
Pete Brennan, Jr., UNC 10.4

NCAA STATS: Wake Forest's Ernie Wiggins (.877) and Jackie Murdock (.875) finish 1-2 among NCAA free throw percentage leaders; NC State's Bob Seitz is third (.872) ... NC State finishes seventh nationally in field goal percentage (.438) while Wake Forest is eighth (.436) ... the Deacs also finish fourth in free throw percentage (.738).

1958

Maryland - ACC Champion
Pete Brennan, UNC - ACC Player of the Year
Everett Case - ACC Coach of the Year

Fourth-seeded **Maryland** became the first school from outside the state of North Carolina to capture an ACC title, defeating North Carolina 86-74 in the finals … Duke beat West Virginia 72-68 (J27) to become the first ACC school to register a win over a No. 1-ranked opponent … North Carolina's ACC-record 37-game win streak was snapped by West Virginia 75-64 (D21) … Bones McKinney replaced Murray Greason at Wake Forest and Billy McCann succeeded Bus Male at Virginia … McCann guided the Cavaliers to a school-record six ACC wins … Clemson picks up its first-ever win against a ranked foe defeating NC State 63-59 (D10) and later snapped a 29-game ACC road game losing streak with an 81-72 triumph at Wake Forest (J14) … UNC's Frank McGuire hired Kansas graduate Dean Smith as an assistant coach … NC State's Everett Case is named ACC Coach of the Year for the third time … in a poll of ACC Coaches by the *Charlotte News*, seven of the eight ACC Coaches opposed having the ACC Tournament determine the NCAA Tournament participant ... UNC's Pete Brennan was the only ACC player to average over 20 points per game (21.3) and was named ACC Player of the Year … the inaugural live ACC network telecast began with UNC defeating Clemson 79-55 at Chapel Hill (D7) in the first of 11 Saturday afternoon games over 12 stations ... despite North Carolina's national title the year before, the NCAA still required the ACC champion play a preliminary round game in the NCAA Tournament … the ACC was not accorded a first round bye until 1963.

1957-58 Final Standings

			ACC				Overall			
Team	AP	UPI	W	L	For	Opp	W	L	For	Opp
Duke	10	13	11	3	69.2	61.9	18	7	69.2	64.2
North Carolina	13	12	10	4	73.3	66.1	19	7	71.8	64.9
NC State	20	16	10	4	68.6	63.2	18	6	67.0	61.5
Maryland	6	6	9	5	70.6	61.6	22	7	69.1	57.6
Virginia			6	8	69.6	74.0	10	13	70.5	72.2
Clemson			4	10	67.2	72.8	8	16	68.8	71.8
South Carolina			3	11	64.1	76.9	5	19	66.3	77.8
Wake Forest			3	11	65.1	71.3	6	17	63.1	67.7

vs. Non-Conference: 39-25 (.609) **vs. Non-ACC Ranked Teams:** 2-6
NCAA: (1 team: 2-1) **NIT:** (no team)
Teams Ranked During Season: Duke, Maryland, North Carolina, NC State

1958 ACC Tournament, Raleigh, N.C. (March 6-7-8)

Quarterfinals - #3 North Carolina d. #6 Clemson 62-51; #2 NC State d. #7 South Carolina 66-61; #1 Duke d. #8 Wake Forest 51-44; #4 Maryland d. #5 Virginia 70-66.
Semifinals - Maryland d. Duke 71-65 (ot); North Carolina d. NC State 64-58.
Finals - Maryland d. North Carolina 86-74.

All-Tournament - First Team - Pete Brennan, UNC; Nick Davis, Md.; Lou Pucillo, NCS; Charles McNeil, Md.; Tommy Kearns, UNC.
Second Team - Bucky Allen, Duke; Bob Vernon, Duke; Ray Stanley, UNC; Al Bunge, Md.; Bobby Joe Harris, Duke.
Tournament MVP - Nick Davis, Maryland (19.7 points, 2.3 assists)

All-Atlantic Coast Conference

First Team • unanimous

Pete Brennan, Sr., UNC	• 370
Lou Pucillo, Jr., NCS	313
Tommy Kearns, Sr., UNC	292
Jim Newcome, Sr., Duke	288
Herb Busch, Jr., UVa	246

Second Team

David Budd, So., WF	173
John Richter, Jr., NCS	136
Paul Schmidt, Sr., Duke	121
John Nacincik, Sr., Md.	114
Nick Davis, Sr., Md.	112
Bucky Allen, Sr., Duke	112

Player of the Year: Pete Brennan, Sr., UNC (56); Lou Pucillo, Jr., NCS (2).
Coach of the Year: Everett Case, NCS (24); Hal Bradley, Duke (23); Bud Millikan, Md. (10); Frank McGuire, UNC (1).

Statistical Leaders

Scoring (NCAA rank)

Pete Brennan, Sr., UNC	(24)	21.3
Herb Busch, Jr., UVa		15.9
Dave Budd, So., WF		15.8
Lou Pucillo, Jr., NCS		15.7
Ray Pericola, Jr., USC		15.1

Rebounding

Pete Brennan, Sr., UNC	11.7
John Richter, Jr., NCS	10.8
Herb Busch, Jr., UVa	10.1
Jim Newcome, Sr., Duke	9.5
Al Bunge, So., Md.	9.1

NCAA STATS: Duke senior Paul Schmidt ranks 10th in field goal percentage (.523) ... sixth-ranked Maryland is the only ACC team to allow fewer than 60 points per game and finishes ninth in scoring defense (57.6) ... with two regulars shooting over 80 percent, Virginia ranks eighth in free throw percentage (.732)

1959

NC State - ACC Champion
Lou Pucillo, NCS - ACC Player of the Year
Harold Bradley, Duke - ACC Coach of the Year

NC State won its fourth ACC title in six years, defeating North Carolina 80-56 … with the Wolfpack on NCAA probation, the Tar Heels represented the ACC in the NCAA Tournament … South Carolina hired Walt Hambrick to replace Frank Johnson, the longest tenured coach in Gamecock history … Hambrick was the second of six head coaches for the Gamecocks over an eight-year period … Clemson featured the first brother tandem in ACC history - George and Ed Krajack … the Tigers won a school-record five ACC games, including their first-ever win against Duke since the formation of the ACC … Maryland led the ACC in scoring defense (56.3) for a sixth-straight year … for the first time in school history North Carolina had five double-figure scorers … Virginia's leading scorer, sophomore Jay McKenzie (15.3), was dismissed from the team after 10 games … Wake Forest guard Bill Cullen (3.0 ppg) was a ranking amateur tennis player in New England … NC State's John Richter led the ACC in scoring (17.0) and rebounding (14.2) while teammate Lou Pucillo (14.7 ppg) was the ACC Player of the Year, MVP of the ACC Tournament and a second-team All-American by AP … UNC's Frank McGuire became the first coach in ACC history to win 50 ACC regular season games with an 83-61 win over Virginia (D8); one week later Duke's Harold Bradley, the ACC Coach of the Year, notched win No. 50 with a 68-61 victory over South Carolina; NC State's Everett Case became the third coach to reach the 50-win mark with a 67-60 victory at Duke (J10).

1958-59 Final Standings

			ACC				Overall			
Team	AP	UPI	W	L	For	Opp	W	L	For	Opp
NC State	6	5	12	2	66.4	60.2	22	4	68.3	61.3
North Carolina	9	6	12	2	69.1	60.9	20	5	71.9	65.2
Duke			7	7	65.3	68.2	13	12	65.3	69.1
Maryland			7	7	60.0	55.1	10	13	59.3	56.3
Virginia			6	8	69.2	70.9	11	14	70.6	71.3
Wake Forest			5	9	63.1	62.6	10	14	65.4	66.2
Clemson			5	9	56.7	62.1	8	16	56.9	64.2
South Carolina			2	12	59.5	69.2	4	20	61.5	69.6

vs. Non-Conference: 35-35 (.500) **vs. Non-ACC Ranked Teams:** 5-12
NCAA: (1 team: 0-1) **NIT:** (no team)
Teams Ranked During Season: North Carolina, NC State

1959 ACC Tournament, Raleigh, N.C. (March 5-6-7)

Quarterfinals - #3 Duke d. #6 Wake Forest 78-71; #2 North Carolina d. #7 Clemson 93-69; #1 NC State d. #8 So. Carolina 75-72 (ot) #5 Virginia d. #4 Maryland 66-65.
Semifinals - NC State d. Virginia 66-63; North Carolina d. Duke 74-71.
Finals - NC State d. North Carolina 80-56.

All-Tournament - First Team - Lou Pucillo, NCS; John Richter, NCS; Lee Shaffer, UNC; Paul Adkins, UVa; George Stepanovich, NCS.
Second Team - Bob MacGillivray, NCS; Doug Moe, UNC; York Larese, UNC; Howard Hurt, Duke; Carroll Youngkin, Duke.
Tournament MVP -Lou Pucillo, NC State (13.7 points, 3.0 rebounds)

All-Atlantic Coast Conference

First Team • unanimous

Lou Pucillo, Sr., NCS	328
York Larese, So., UNC	328
John Richter, Sr., NCS	318
Doug Moe, So., UNC	288
Carroll Youngkin, So., Duke	251

Second Team

Lee Shaffer, Jr., UNC	185
George Stepanovich, Sr., NCS	182
Howard Hurt, So., Duke	165
Paul Adkins, Jr., UVa	132
Charles McNeil, Jr., Md.	104

Player of the Year: Lou Pucillo, Sr., NCS (43); John Richter, Sr., NCS (25); York Larese, So., UNC (2); Lee Shaffer, UNC (1); Ray Pericola, Sr., SC (1); George Stepanovich, Sr., NCS (1); Bob MacGillivray, Sr., NCS (1).
Coach of the Year: Hal Bradley, Duke (32); Everett Case, NCS (27); Frank McGuire, UNC (12); Billy McCann, UVa (3).

Statistical Leaders

Scoring (NCAA rank)

John Richter, Sr., NCS	17.0
Paul Adkins, Jr., UVa	16.0
Carroll Youngkin, So., Duke	16.0
Howard Hurt, So., Duke	15.7
York Larese, So., UNC	15.1

Rebounding

John Richter, Sr., NCS	14.2
George Stepanovich, Sr., NCS	12.7
Carroll Youngkin, So., Duke	11.1
Al Bunge, Jr., Md.	10.5
Herb Busch, Sr., UVa	9.1

NCAA STATS: Not one ACC player, or team, finishes 1959 ranked among NCAA leaders in any statistical category ... Virginia Tech's Chris Smith is third in rebound percentage (.202) while Georgia Tech's Roger Kaiser is fourth in free throw percentage (.835).

1960

Duke - ACC Champion
Lee Shaffer, UNC - ACC Player of the Year
Bones McKinney, WF - ACC Coach of the Year

Duke, under rookie head coach Vic Bubas, captured its first ACC title, and its first conference basketball crown since 1946, with a 63-59 win over Wake Forest … Bubas was the first of only two head coaches to win the ACC Tournament in their rookie season … the Blue Devils became the first team in league history to win the ACC Tournament after finishing with a non-winning mark (7-7) in regular season conference games … sophomore Choppy Patterson became the first Clemson player to be named first-team All-ACC … UNC's York Larese set an ACC single-game record making all 21 of his free throw attempts in a 75-53 win over Duke in the Dixie Classic … Bob Stevens became the third head coach at South Carolina in as many years … with an 11-15 record, NC State's Everett Case suffers his first losing season in 41 seasons of coaching at the high school or college level … in South Carolina's 94-80 loss at Tennessee (D17), the two teams combined to make 72-of-111 free throws, including 42-of-57 by the Gamecocks … two years removed from a last place finish, Wake Forest tied North Carolina for first place during the regular season and Bones McKinney was tabbed as ACC Coach of the Year … the Deacs were led by sophomores Len Chappell (17.4) and Billy Packer (13.0) … Packer, the son of Lehigh head coach Tony Packer, became the first sophomore to be named the MVP of the Dixie Classic … on Feb. 10, Maryland held Virginia without a basket for the first 17:15 of the first half en route to a 44-43 victory … the NCAA Tournament expanded to 26 teams with 14 conferences receiving automatic berths.

1959-60 Final Standings

			ACC				Overall			
Team	AP	UPI	W	L	For	Opp	W	L	For	Opp
North Carolina	x	14	12	2	77.1	62.8	18	6	73.1	62.3
Wake Forest	19	x	12	2	75.0	63.0	21	7	72.7	63.1
Maryland			9	5	63.1	58.7	15	8	65.0	61.2
Duke	18	15	7	7	62.1	65.0	17	11	64.3	63.2
South Carolina			6	8	69.1	77.3	10	16	73.6	79.5
NC State			5	9	60.3	59.6	11	15	60.4	60.2
Clemson			4	10	62.9	69.5	10	16	64.2	70.7
Virginia			1	13	60.4	74.1	6	18	67.3	75.6

vs. Non-Conference: 43-32 (.573) **vs. Non-ACC Ranked Teams:** 5-11
NCAA: (1 team: 2-1) **NIT:** (no team)
Teams Ranked During Season: Duke, North Carolina, Wake Forest

1960 ACC Tournament, Raleigh, N.C. (March 3-4-5)

Quarterfinals - #6 NC State d. #3 Maryland 74-58; #2 Wake Forest d. #7 Clemson 74-59; #1 North Carolina d. Virginia 84-63; #4 Duke d. #5 South Carolina 82-69.
Semifinals - Duke d. North Carolina 71-69; Wake Forest 71 d. NC State 66.
Finals - Duke d. Wake Forest 63-59.

All-Tournament - First Team - Len Chappell, WF; Doug Kistler, Duke; Howard Hurt, Duke; Lee Shaffer, UNC; York Larese, UNC.
Second Team - Carroll Youngkin, Duke; David Budd, WF; John Frye, Duke; Bob DiStefano, NCS; Paul Adkins, UVa.
Tournament MVP - Doug Kistler, Duke (17.3 points, 9.0 rebounds)

All-Atlantic Coast Conference

First Team • unanimous
Len Chappell, So., WF 136
Al Bunge, Sr., Md. 133
Lee Shaffer, Sr., UNC 133
York Larese, Jr., UNC 117
Choppy Patterson, So., Clm. 76

Second Team
Art Whisnant, So., SC 64
Dave Budd, Sr., WF 50
Paul Adkins, Sr., UVa 48
Billy Packer, So., WF 46
Bob DiStefano, Jr., NCS 41
Howard Hurt, Jr., Duke 41

Player of the Year: Lee Shaffer, Sr., UNC (50); Len Chappell, So., WF (16).
Coach of the Year: Bones McKinney, WF (34); Vic Bubas, Duke (26).

Statistical Leaders

Scoring (NCAA rank)
Lee Shaffer, Sr., UNC 18.2
Len Chappell, So., WF 17.4
Paul Adkins, Sr., UVa 17.1
Art Whisnant, So., USC 17.0
Doug Moe, Jr., UNC 16.8

Rebounding
Robert Mortell, Sr., UVa ..... (3) 14.6
Al Bunge, Sr., Md. 12.6
Len Chappell, So., WF 12.5
Mike Callahan, Sr., USC 11.8
Doug Moe, Jr., UNC 11.3

NCAA STATS: Virginia's Bob Mortell averages 14.6 rebounds per game and finishes third nationally in rebound percentage (.194) ... Duke's Carroll Youngkin (.533) is 12h among field goal percentage leaders ... UNC's York Larese ranks second in free throw percentage (.868) while Virginia's Paul Adkins (.826) is 10th ... North Carolina is third in free throw percentage (.758) and Maryland is sixth (.747).

1961

Wake Forest - ACC Champion
Len Chappell, WF - ACC Player of the Year
Bones McKinney, WF - ACC Coach of the Year

For a fifth straight year, a different school wore the ACC basketball crown as **Wake Forest** beat defending champion Duke 96-81 … with fifth-ranked and regular season champion North Carolina on NCAA probation and not competing in the tournament, the Deacons drew a first-round bye in the seven team affair … coming out for the second half of the championship game, Wake's Alley Hart (13.7 ppg) crashed into a water cooler, smashed it to the floor and cut open a finger and played only two minutes in the second half … the 1961 ACC Tournament netted the Conference a $67,800 profit ... junior Len Chappell became the first Deacon to lead the ACC in scoring (26.6) … Duke's Carroll Youngkin (.577) became the first of only two players in league history to lead the ACC in field goal percentage three years in a row … UNC's York Larese became the second player to earn first-team All-ACC honors three years in a row … Norman Snead, who earned All-ACC honors as a quarterback in football in the fall for Wake Forest, averaged 7.8 ppg and shot 62 percent from the floor in four games for the Deacs …Larese (23.1) and Doug Moe (20.4) became the first teammates to both average over 20 points per game for a single season … for the second year in a row Wake Forest's Bones McKinney was voted ACC Coach of the Year … Clemson swept arch-rival South Carolina for the first time since the 1939-40 season … the Tigers' Tom Mahaffey had 16 "double-doubles", averaged 13.1 ppg and was the first of four Mahaffey brothers that would play for Clemson for 11 consecutive seasons (1960-1970) and total 3,556 points and 2,728 rebounds.

1960-61 Final Standings

			ACC				Overall			
Team	AP	UPI	W	L	For	Opp	W	L	For	Opp
North Carolina	5	6	12	2	77.6	64.6	19	4	76.7	65.7
Wake Forest	15	10	11	3	84.6	75.0	19	11	82.9	76.5
Duke	10	9	10	4	82.4	75.1	22	6	81.5	71.2
NC State			8	6	74.6	71.1	16	9	77.3	72.3
Maryland			6	8	66.0	67.4	14	12	67.2	67.6
Clemson			5	9	68.2	72.3	10	16	67.0	70.5
South Carolina			2	12	77.1	91.0	9	17	77.5	86.8
Virginia			2	12	70.5	84.6	3	23	70.2	85.5

vs. Non-Conference: 47-35 (.573) **vs. Non-ACC Ranked Teams:** 3-6
NCAA: (1 team: 2-1) **NIT:** (no team)
Teams Ranked During Season: Duke, Maryland, North Carolina, NC State, Wake Forest

1961 ACC Tournament, Raleigh, N.C. (March 2-3-4)

Quarterfinals - #1 Wake Forest, bye; #4 Maryland d. #5 Clemson 91-75; #6 South Carolina d. #3 NC State 80-78; #2 Duke d. #7 Virginia 89-54.
Semifinals - Wake Forest d. Maryland 98-76; Duke d. South Carolina 92-75.
Finals - Wake Forest d. Duke 96-81.

All-Tournament - First Team - Len Chappell, WF; Art Heyman, Duke; Billy Packer, WF; John Frye, Duke; Art Whisnant, USC.
Second Team - Bill Stasiulatis, Md.; Scotti Ward, USC; Dave Wiedeman, WF; Carroll Youngkin, Duke; Choppy Patterson, Clem.
Tournament MVP - Len Chappell, Wake Forest (33.5 points, 15.0 rebounds)

All-Atlantic Coast Conference

First Team • unanimous
Len Chappell, Jr., WF ..... • 142
York Larese, Sr., UNC ..... • 142
Doug Moe, Sr., UNC ..... • 142
Art Heyman, So., Duke ..... • 142
Billy Packer, Jr., WF 97

Second Team
Art Whisnant, Jr., SC 50
Tony Laquintano, Jr., UVa 46
Ken Rohloff, So., NCS 45
Choppy Patterson, Jr., Clem. 43
Howard Hurt, Sr., Duke 42
Bob McDonald, Sr., Md. 42

Player of the Year: Len Chappell, Jr., WF (50); Art Heyman, So., Duke (15); York Larese, Sr., UNC (14).
Coach of the Year: Bones McKinney, WF (37); Vic Bubas, Duke (24).

Statistical Leaders

Scoring (NCAA rank)
Len Chappell, Jr., WF ..... (6) 26.6
Art Heyman, So., Duke ..... (9) 25.2
York Larese, Sr., UNC ..... (20) 23.1
Doug Moe, Sr., UNC 20.4
Tony Laquintano, Jr., UVa 18.8

Rebounding
Len Chappell, Jr., WF 14.0
Doug Moe, Sr., UNC 14.0
Tom Mahaffey, Jr., Clem 11.3
Earle Maxwell, Sr., Clem 10.9
Art Heyman, So., Duke 10.9

NCAA STATS: Duke's Carroll Youngkin is third among field goal percentage leaders (.577) while Wake's Bill Hull (.553) is 10th ... Clemson's Choppy Patterson is eighth in free throw accuracy (.844) ... Wake Forest ranks eighth in scoring (82.9) and eighth in field goal percentage (.467) ... Duke is sixth in field goal percentage (.473).

1962

Wake Forest - ACC Champion
Len Chappell, WF - ACC Player of the Year
Bob Stevens, USC - ACC Coach of the Year

Wake Forest made it two ACC titles in a row knocking off Clemson 77-66 … when the sixth-seeded Tigers, who started an all-sophomore lineup during the Tournament, upset third-seeded NC State 67-46 in the quarterfinals, it marked the school's first post-season tournament victory since 1939 … Wake Forest became the second ACC team to reach the Final Four before losing to Ohio State 84-68 in the national semifinals … the Deacs' NCAA consolation victory over UCLA earned the ACC a bye (by percentage points) into the regional semifinals starting with the 1963 tournament ... NCAA sanctions limited North Carolina and NC State to 16 regular season games, but both teams, if they qualified could play in both the ACC and NCAA Tournaments … UNC's Frank McGuire resigned in August to coach the Philadelphia Warriors of the NBA and was succeeded by assistant Dean Smith who debuted with an 80-46 win over Virginia (D2) … Duke became the first college team to have the players' names on the back of their jerseys when they wore them during a 75-73 win over Wake Forest in the Greensboro Coliseum … ACC basketball game officials received a raise to $85 per game … Wake's Len Chappell (30.1 ppg) scored 20 or more points in 27 straight games and became the fourth and last ACC player to average 30 points or more per game … Chappell scored in double figures 62 straight games and set the league mark for most points scored in an ACC game with 50 against Virginia (F12) … Duke's Art Heyman (25.3) and Jeff Mullins (21.2) became the first Blue Devil duo to average over 20 points a game in the same season … Bob Stevens became the first South Carolina coach to be named ACC Coach of the Year.

1961-62 Final Standings

				ACC			Overall			
Team	AP	UPI	W	L	For	Opp	W	L	For	Opp
Wake Forest	13	7	12	2	83.6	73.1	22	9	81.4	74.3
Duke	10	13	11	3	82.6	71.4	20	5	82.0	67.9
NC State			10	4	72.4	66.1	11	6	71.2	66.9
South Carolina			7	7	79.7	78.4	15	12	78.6	76.7
North Carolina			7	7	71.9	73.0	8	9	72.4	72.6
Clemson			4	10	70.6	76.7	12	15	72.1	74.6
Maryland			3	11	70.4	74.3	8	17	69.9	72.2
Virginia			2	12	69.8	88.0	5	18	70.2	83.1

vs. Non-Conference: 38-27 (.585) **vs. Non-ACC Ranked Teams:** 3-7
NCAA: (1 team: 4-1) **NIT:** (no team)
Teams Ranked During Season: Duke, Wake Forest

1962 ACC Tournament, Raleigh, N.C. (March 1-2-3)

Quarterfinals - #6 Clemson d. #3 NC State 67-46; #2 Duke d. #7 Maryland 71-58; #1 Wake Forest d. #8 Virginia 81-58; #5 South Carolina d. #4 North Carolina 57-55.
Semifinals - Wake Forest d. South Carolina 88-75; Clemson d. Duke 77-72.
Finals - Wake Forest d. Clemson 77-66.

All-Tournament - First Team - Len Chappell, WF; Jim Brennan, Clem.; Art Heyman, Duke; Jeff Mullins, Duke; Billy Packer, WF.
Second Team - Dave Wiedeman, WF; Jerry Greenspan, Md.; Bob Robinson, USC; Ronnie Collins, USC; Art Whisnant, USC.
Tournament MVP - Len Chappell, Wake Forest (29.0 points, 9.3 rebounds)

All-Atlantic Coast Conference

First Team • unanimous
Len Chappell, Sr., WF • 146
Art Heyman, Jr., Duke • 146
Jeff Mullins, So., Duke 133
Art Whisnant, Sr., SC 131
Jon Speaks, Jr., NCS 97

Second Team
Larry Brown, Jr., UNC 94
Dave Wiedeman, Jr., WF 47
John Punger, Jr., NCS 46
Tony Laquintano, Sr., UVa 40
Jim Hudock, Sr., UNC 36

Player of the Year: Len Chappell, Sr., WF (81); Art Heyman, Jr., Duke (3).
Coach of the Year: Bob Stevens, USC (36); Bones McKinney, WF (23); Vic Bubas, Duke (15).

Statistical Leaders

Scoring (NCAA rank)
Len Chappell, Sr., WF (5) 30.1
Art Heyman, Jr., Duke (14) 25.3
Jeff Mullins, So., Duke (53) 21.2
Art Whisnant, Sr., USC (55) 21.0
Tony Laquintano, Sr., UVa (64) 20.4

Rebounding
Len Chappell, Sr., WF (11) 15.2
Art Heyman, Jr., Duke 11.2
Jeff Mullins, So., Duke 10.4
Jim Hudock, Sr., UNC 10.1
John Punger, Jr., NCS 9.5

NCAA STATS: Duke ranks 16th in scoring offense (81.9), Wake Forest (81.4) is 18th ... Florida State, a Southern independent, is the only team in the country to shot over 50 percent and leads the nation in field goal percentage (.512); Wake Forest is sixth (.472) and North Carolina (.469) eighth ... the Tar Heels are 10th in the country in most fouls committed (22.0) ... Duke is 10th in rebound percentage (.567)

1963

Duke - ACC Champion
Art Heyman, Duke - ACC Player of the Year
Vic Bubas, Duke - ACC Coach of the Year

Duke won its second ACC championship with a 68-57 victory over two-time defending champion Wake Forest … the second-ranked Blue Devils advanced to the Final Four before dropping a 94-75 decision to Loyola (Ill.) … Duke's Art Heyman became the first Blue Devil to be named ACC Player of the Year and the first ACC Player to be the consensus National Player of the Year … Heyman also became one of only four players to be named MVP of the Final Four despite not playing in the title game … the Blue Devils became the first ACC team to lead the nation in field goal percentage (.511) … the Palmetto state saw two coaching changes - Bobby Roberts took over for Press Maravich at Clemson and Chuck Noe succeeded Bob Stevens in Columbia … North Carolina listed 17 players on their pre-season roster, including Richard Vinroot, who later became the Mayor of Charlotte … Virginia opened the season with three road games in five days - Indiana (D1), Cincinnati (D3) and Ohio State (D5); combined, the Bearcats (1961, 1962) and the Buckeyes (1960) had won the previous three NCAA titles … Duke's Academic All-American Jay Buckley shot an ACC record .602 from the floor … Clemson snapped Wake Forest's 16-game ACC winning streak with a 71-70 victory (F2) … 12 of Maryland's 21 games were decided by fewer than six points, including four losses by two points or less … Clemson's Jim Brennan made an ACC record 41 straight free throws … North Carolina beat Kentucky 68-66 (D17) in Lexington, Ky., handing Wildcat head coach Adolph Rupp only his 15th home-court loss in 21 seasons.

1962-63 Final Standings

				ACC			Overall			
Team	AP	UPI	W	L	For	Opp	W	L	For	Opp
Duke	2	2	14	0	83.5	66.2	27	3	83.2	69.0
Wake Forest			11	3	73.3	67.4	16	10	71.3	68.8
North Carolina			10	4	76.1	70.6	15	6	76.6	70.8
Clemson			5	9	62.5	67.1	12	13	67.4	66.9
NC State			5	9	65.9	67.6	10	11	69.7	68.5
South Carolina			4	10	61.9	69.8	9	15	65.5	70.9
Maryland			4	10	63.9	72.2	8	13	64.2	71.6
Virginia			3	11	68.5	74.6	5	20	63.6	74.5

vs. Non-Conference: 40-27 (.597) **vs. Non-ACC Ranked Teams:** 5-3
NCAA: (1 team: 3-1) **NIT:** (no team)
Teams Ranked During Season: Duke, North Carolina

1963 ACC Tournament, Raleigh, N.C. (Feb. 28, March 1-2)

Quarterfinals - #3 North Carolina d. #6 South Carolina 93-76; #2 Wake Forest d. #7 Maryland 80-41; #1 Duke d. #8 Virginia 89-70; #5 NC State d. #4 Clemson 79-78.
Semifinals - Duke d. NC State 82-65; Wake Forest d. North Carolina 56-55.
Finals - Duke d. Wake Forest 68-57.

All-Tournament - First Team - Art Heyman, Duke; Jeff Mullins, Duke; Dave Wiedeman, WF; Billy Cunningham, UNC; Ken Rohloff, NCS.
Second Team - Jay Buckley, Duke; Larry Brown, UNC; Bob Woolalard, WF; Frank Christie, WF; Buzzy Harrison, Duke.
Tournament MVP - Art Heyman, Duke (21.3 points, 12.7 rebounds, 5.3 assists)

All-Atlantic Coast Conference

First Team • unanimous
Art Heyman, Sr., Duke • 158
Billy Cunningham, So., UNC • 158
Jeff Mullins, Jr., Duke 156
Dave Wiedeman, Sr., WF 124
Larry Brown, Sr., UNC 112

Second Team
Scott Ward, Sr., SC 107
Gene Engel, Sr., UVa 75
Jim Brennan, Jr., Clem 51
Jerry Greenspan, Sr., Md. 50
Ken Rohloff, Sr., NCS 24

Player of the Year: Art Heyman, Sr., Duke (88); Billy Cunningham, So., UNC (5).
Coach of the Year: Vic Bubas, Duke (51); Dean Smith, UNC (22); Chuck Noe, USC (15).

Statistical Leaders

Scoring (NCAA rank)
Art Heyman, Sr., Duke (9) 24.9
Billy Cunningham, So., UNC (23) 22.7
Jeff Mullins, Jr., Duke (43) 20.3
Gene Engel, Sr., UVa 18.4
Scotti Ward, Sr., USC 17.6

Rebounding
Billy Cunningham, So., UNC (10) 16.1
Art Heyman, Sr., Duke 10.8
Donnie Mahaffey, Jr., Clem 10.7
Jay Buckley, Jr., Duke 9.9
Jerry Greenspan, Sr., Md. 8.8

NCAA STATS: Duke's Jay Buckley ranks third in field goal percentage (.599) and teammate Jeff Mullins (.549) is ninth ... South Carolina's Scotti Ward is eighth in free throw percentage (.868) ... ACC Champion Duke becomes the first ACC team to lead the NCAA in field goal percentage (.511); NC State is ninth (.476) ... the Blue Devils also rank fifth in scoring (83.2) and 11th in rebound percentage (.566).

1964

Duke - ACC Champion
Jeff Mullins, Duke - ACC Player of the Year
Vic Bubas, Duke - ACC Coach of the Year

Duke won its second-straight ACC title, defeating Wake Forest 82-59 … the game marked the second straight year, and fourth time in five years, that the two teams played in the championship game … for the second year in a row Duke advanced to the Final Four, losing to UCLA 98-83 in the title game … Clemson ended a 25-game losing streak to North Carolina by sweeping the season series with the Tar Heels for the first time ever; both games were double-overtime affairs … the Tigers posted their first winning record in ACC play (8-6) … UNC's Billy Cunningham had 22 "double-doubles" … Duke's Jeff Mullins set an ACC record by scoring in double figures in each of his 86 career games … Bill "Hoot" Gibson replaced Billy McCann at Virginia … citing poor health, South Carolina's Chuck Noe resigned after posting a 6-6 record through the first 12 games; assistant coach Dwane Morrison replaced Noe … using only six players, Wake Forest snapped Duke's 28-game win streak against ACC foes with a 72-71 win in Winston-Salem (F18) … Maryland started five sophomores … Duke's Jay Buckley, who had worked the prior summer with NASA under a special grant, was named an Academic All-American … Virginia's leading scorer Chip Conner (18.8) was rushed to the hospital and underwent emergency surgery only hours before his final career home game versus North Carolina, which had been designated "Chip Conner Night" ... at the Conference meeting in May, the ACC approved a minimum score of 800 on the College Board Exams as a requirement for athletic grants-in-aid.

1963-64 Final Standings

				ACC			Overall			
Team	AP	UPI	W	L	For	Opp	W	L	For	Opp
Duke	3	4	13	1	84.2	66.9	26	5	84.1	69.1
Wake Forest			9	5	74.0	72.0	16	11	74.1	72.0
Clemson			8	6	68.0	64.9	13	12	70.2	69.0
South Carolina			7	7	70.4	70.9	10	14	69.9	73.2
North Carolina			6	8	75.5	79.4	12	12	77.5	77.5
Maryland			5	9	71.4	75.2	9	17	70.2	75.5
NC State			4	10	55.2	63.3	8	11	59.3	63.9
Virginia			4	10	65.6	71.7	8	16	65.5	69.7

vs. Non-Conference: 39-35 (.527) **vs. Non-ACC Ranked Teams:** 4-8
NCAA: (1 team: 3-1) **NIT:** (no team)
Teams Ranked During Season: Duke, North Carolina

1964 ACC Tournament, Raleigh, N.C. (March 5-6-7)

Quarterfinals - #3 Clemson d. #6 Maryland 81-67; #2 Wake Forest d. #7 Virginia 79-60; #1 Duke d. #8 NC State 75-44; #5 North Carolina d. #4 South Carolina 80-63.
Semifinals - Duke d. North Carolina 65-49; Wake Forest d. Clemson 86-64.
Finals - Duke d. Wake Forest 80-59.

All-Tournament - First Team - Jeff Mullins, Duke; Jay Buckley, Duke; Billy Cunningham, UNC; Frank Christie, WF; Bob Leonard, WF.
Second Team - Hack Tison, Duke; Butch Hassell, WF; Ronny Watts, WF; Denny Ferguson, Duke; Nick Milasnovich, Clem.
Tournament MVP - Jeff Mullins, Duke (19.3 points, 6.7 rebounds)

All-Atlantic Coast Conference

First Team • unanimous		Second Team	
Jeff Mullins, Sr., Duke	• 166	Jim Brennan, Sr., Clem.	108
Billy Cunningham, Jr., UNC	• 166	Hack Tison, Jr., Duke	78
Ronnie Collins, Sr., SC	160	Jay Buckley, Sr., Duke	62
Chip Conner, Sr., UVa	129	Butch Hassell, Sr., WF	38
Frank Christie, Sr., WF	123	Buzzy Harrison, Sr., Duke	33

Player of the Year: Jeff Mullins, Sr., Duke (78); Billy Cunningham, Jr., North Carolina (22).
Coach of the Year: Vic Bubas, Duke (73); Bones McKinney, WF (16).

Statistical Leaders

Scoring (NCAA rank)			Rebounding	
Billy Cunningham, Jr., UNC	(20)	26.0	Billy Cunningham, Jr., UNC	15.8
Jeff Mullins, Sr., Duke	(29)	24.2	Ronny Watts, Jr., WF	12.0
Ronnie Collins, Sr., USC	(33)	23.7	Bill Yarbrough, Sr., USC	9.9
Larry Lakins, Jr., NCS	(55)	20.8	Frank Christie, Sr., WF	9.4
Chip Conner, Sr., UVa		18.8	Jay Buckley, Sr., Duke	9.0

NCAA STATS: Duke's Jay Buckley (.590) is sixth among field goal percentage leaders ... NC State's Larry Lakins leads the ACC in field goal percentage (.599) but is three field goals shy of finishing fifth nationally ... the Blue Devils rank ninth in field goal percentage (.475) ... Miami's Rick Barry (32.2) is fifth in scoring ... Barry's Hurricanes, a Southern Independent, are second in scoring (95.4).

1965

NC State - ACC Champion
Billy Cunningham, UNC - ACC Player of the Year
Press Maravich, NCS - ACC Coach of the Year

NC State captured its first ACC championship since 1959, and fifth overall, defeating top-seeded Duke 91-85 ... for the first time in league history all three rounds of the ACC Tournament were sold out … NC State's Larry Worsley, who came off the bench to average 19.0 points and 5.0 rebounds in the three games, including a game-high 30 points in the title game, was presented the Everett Case Award as the Tournament MVP … after just two games into the season, citing extreme fatigue and severe headaches, NC State's Everett Case, resigned on Dec. 7 … Case was 377-134 in 18 seasons with the Wolfpack, winning 10 league titles, six in the Southern Conference and four in the ACC … in 45 years as a head coach in the military, high school and at NC State, Case compiled a career record of 1,159-214 for a winning percentage of .844 … former Clemson head coach Press Maravich took over and directed the Wolfpack to the title … after a three-year absence, former UNC coach Frank McGuire assumed the reigns at South Carolina - the Gamecocks' sixth head coach in eight seasons … for the second straight year, UNC's Billy Cunningham was named ACC Player of the Year after leading the ACC in scoring (25.4) and rebounding (14.3) for a second-straight year; finished his career with 60 "double-doubles" in 69 career games … eight of Clemson's 15 losses were by a combined 28 points, including five ACC defeats by two or fewer points … Duke became the first ACC team to average 90 or more points for the season (92.4) … North Carolina beat Duke 65-62 (J9) snapping the Blue Devils' 29-game ACC home court winning streak.

1964-65 Final Standings

				ACC			Overall			
Team	AP	UPI	W	L	For	Opp	W	L	For	Opp
Duke	10	9	11	3	91.1	74.1	20	5	92.4	77.8
NC State	x	12	10	4	72.9	69.1	21	5	76.7	68.7
Maryland			10	4	73.8	69.4	18	8	73.4	68.8
North Carolina			10	4	80.1	77.4	15	9	79.8	77.6
Wake Forest			6	8	80.2	83.5	12	15	81.9	84.7
Clemson			4	10	76.1	77.6	8	15	74.2	75.7
Virginia			3	11	71.9	82.8	7	18	71.1	80.3
South Carolina			2	12	64.9	77.3	6	17	66.5	74.0

vs. Non-Conference: 44-28 (.611) **vs. Non-ACC Ranked Teams:** 2-6
NCAA: (1 team: 1-1) **NIT:** (no team)
Teams Ranked During Season: Duke, North Carolina, NC State

1965 ACC Tournament, Raleigh, N.C. (March 4-5-6)

Quarterfinals - #3 Maryland d. #6 Clemson 61-50; #2 NC State d. #7 Virginia 106-69; #1 Duke d. #8 South Carolina 62-60; #5 Wake Forest d. #4 North Carolina 92-76.
Semifinals - Duke d. Wake Forest 101-81; NC State 76 d. Maryland 76-67.
Finals - NC State d. Duke 91-85.

All-Tournament - First Team - Bob Leonard, WF; Larry Worsley, NCS; Bob Verga, Duke; Steve Vacendak, Duke; Larry Larkins, NCS.
Second Team - Tommy Mattocks, NCS; Gary Ward, Md.; Ronny Watts, WF; Jay McMillen, Md.; Jack Marin, Duke.
Everett Case Award - Larry Worsley, NC State (19.0 points, 5.0 rebounds)

All-Atlantic Coast Conference

First Team • unanimous		Second Team	
Billy Cunningham, Sr., UNC	170	Jay McMillen, So., Md.	108
Larry Lakins, Sr., NCS	165	Bob Lewis, So., UNC	90
Jack Marin, Jr., Duke	152	Randy Mahaffey, So., Clem.	81
Bob Leonard, Jr., WF	151	Steve Vacendak, Jr., Duke	74
Bob Verga, So., Duke	127	Ronny Watts, Sr., WF	38

Player of the Year: Billy Cunningham, Sr., UNC (52); Larry Lakins, Sr., NCS (16); Bob Leonard, Jr., WF (11); Jack Marin, Jr., Duke, Bob Verga, So, Duke, Steve Vacendak, Jr., Duke, Larry Worsley, Jr., NCS, and Gary Ward, Jr., Md. also received votes.
Coach of the Year: Press Maravich, NCS (82); Vic Bubas, Duke (9).

Statistical Leaders

Scoring (NCAA rank)			Rebounding	
Billy Cunningham, Sr., UNC	(11)	25.4	Billy Cunningham, Sr., UNC	14.3
Bob Leonard, Jr., WF	(19)	23.9	Jim Fox, Sr., USC	13.6
Bob Verga, So., Duke	(38)	21.4	Ronny Watts, Sr., WF	13.0
Bob Lewis, So., UNC	(47)	21.0	Gary Ward, Jr., Md.	10.4
Jay McMillen, So., Md.	(69)	19.7	Jack Marin, Jr., Duke	10.3

NCAA STATS: Duke, with four players averaging 11 or more points per game, becomes the first ACC team to average 90 points or better and finishes third in scoring (92.4) ... the Blue Devils are fourth in field goal percentage (.490) ... Miami's Rick Barry, wins the scoring title averaging 37.4 points per game for the 22-4 Hurricanes.

1966

Duke - ACC Champion
Steve Vacendak, Duke - ACC Player of the Year
Vic Bubas, Duke - ACC Coach of the Year

For the third time in four years, and fourth time overall, **Duke** captured the ACC title, defeating NC State 71-66 in the 13th and final ACC Tournament held at the Wolfpack's Reynolds Coliseum … the Blue Devils became the first team to win four straight ACC regular season titles … Duke advanced to the Final Four before losing to Kentucky 83-79 in the national semifinals … Maryland's Billy Jones became the ACC's first black basketball player when he played in the Terps' 65-61 loss at Penn State (D1) … for the only time in league history, the league's Player of the Year, Duke's Steve Vacendak, failed to earn first-team All-ACC honors … Vacendak was named second-team All-ACC and would later earn MVP honors for the 1966 ACC Tournament … both North Carolina and Virginia opened new facilities on Dec. 4 … the Tar Heels played their first game in Carmichael Auditorium, defeating William & Mary 82-68 while the Cavaliers opened University Hall with a 99-73 setback to Kentucky … Duke became the only team in the history of the NCAA to defeat the nation's top-ranked team on consecutive days when the Blue Devils topped No. 1 UCLA 82-66 in Durham (D10) and 94-75 in Charlotte (D11) … in a 130-77 win over Furman (F21) NC State's Eddie Biedenbach tallied a season-high 30 points in only 22 minutes … John Naponick, a 6-10, 290-pound tackle on the Virginia football team, averaged 7.2 points and 6.8 rebounds in 21 games … Jackie Murdock succeeded Bones McKinney as the Wake Forest coach.

1965-66 Final Standings

			ACC				Overall			
Team	AP	UPI	W	L	For	Opp	W	L	For	Opp
Duke	2	2	12	2	79.6	70.9	26	4	82.8	71.6
NC State			9	5	78.6	72.9	18	9	81.3	73.7
Clemson			8	6	73.6	73.6	15	10	76.9	73.4
North Carolina			8	6	80.6	76.1	16	11	80.9	74.3
Maryland			7	7	67.9	65.8	14	11	71.6	68.4
South Carolina			4	10	62.8	69.2	11	13	64.3	66.8
Virginia			4	10	71.3	77.4	7	15	73.5	77.7
Wake Forest			4	10	84.3	92.4	8	18	83.8	93.0

vs. Non-Conference: 52-37 (.584) **vs. Non-ACC Ranked Teams:** 8-8
NCAA: (1 team: 3-1) **NIT:** (no team)
Teams Ranked During Season: Duke, NC State, N. Carolina, S. Carolina, Wake Forest

1966 ACC Tournament, Raleigh, N.C. (March 3-4-5)

Quarterfinals - #6 South Carolina d. #3 Clemson 60-52; #2 NC State d. #7 Virginia 86-77; #1 Duke d. #8 Wake Forest 103-73; #4 North Carolina d. #5 Maryland 77-70.
Semifinals - Duke d. North Carolina 21-20; NC State d. South Carolina 75-62.
Finals - Duke d. NC State 71-66.

All-Tournament - First Team - Eddie Biedenbach, NCS; Steve Vacendak, Duke; Tommy Mattocks, NCS; Bob Verga, Duke; Mike Lewis, Duke.
Second Team - Skip Harlicka, USC; Larry Miller, UNC; Jack Marin, Duke; Bob Riedy, Duke; Bob Lewis.
Everett Case Award - Steve Vacendak, Duke (10.0 points, 2.0 rebounds)

All-Atlantic Coast Conference

First Team • unanimous

Bob Lewis, Jr., UNC	191
Jack Marin, Sr., Duke	187
Bob Verga, Jr., Duke	161
Eddie Biedenbach, Jr., NCS	128
Bob Leonard, Sr., WF	128

Second Team

Larry Miller, So., UNC	116
Pete Coker, Sr., NCS	111
Paul Long, Jr., WF	102
Steve Vacendak, Sr., Duke	98
Gary Ward, Sr., Md.	82

Player of the Year: Steve Vacendak, Sr., Duke (51); Jack Marin, Sr., Duke (29); Bob Lewis, Jr, UNC (19); Bob Verga, Jr., Duke, Eddie Biedenbach, Jr., NCS, Gary Ward, Sr., Md., Larry Miller, So., UNC, Bob Leonard, Sr., WF and Paul Long, Jr., WF also received votes.
Coach of the Year: Vic Bubas, Duke (76); Press Maravich, NCS (18); Bobby Roberts, Clem (13).

Statistical Leaders

Scoring (NCAA rank)

Bob Lewis, Jr., UNC	(10)	27.4
Paul Long, Jr., WF	(28)	24.0
Bob Leonard, Sr., WF	(33)	23.2
Larry Miller, So., UNC	(64)	20.9
Jim Connelly, Jr., UVa		20.5

Rebounding

Mike Lewis, So., Duke	11.0
Frank Standard, So., USC	10.6
Larry Miller, So., UNC	10.3
Randy Mahaffey, Jr., Clem	10.2
Pete Coker, Sr., NCS	9.9

NCAA STATS: Wake Forest's Paul Long finishes fourth in free throw percentage (.869) ... for the first time North Carolina leads the nation in field goal percentage (.517); Duke is 10th (.486) ... the Blue Devils are second in rebound percentage (.574).

1967

North Carolina - ACC Champion
Larry Miller, UNC - ACC Player of the Year
Dean Smith, UNC - ACC Coach of the Year

Top-seeded **North Carolina** claimed its first conference crown in 10 years defeating Duke 82-73 in the ACC title game played in the 8,766-seat Greensboro Coliseum … the Tar Heels advanced to the Final Four before losing to Dayton 76-62 in the national semifinals … in December, the ACC voted unanimously to allow the ACC Tournament runner-up to participate in the NIT … Duke became the first ACC team to ever play in the NIT, losing a first round game to Southern Illinois 72-63 … Clemson finished fourth in the ACC with a 9-5 league record with a roster comprised of six seniors and eight sophomores … Maryland senior guard Gary Williams scored 17 points and was a perfect 8-for-8 from the floor in a 65-63 loss to South Carolina (D10) … Eddie Biedenbach, NC State's leading scorer in 1965-66 (16.2), missed the entire season with a back injury ... UNC's Dean Smith was named ACC Coach of the Year for the first time … Clemson defeated Furman three times over a three-week span (D30-to-J19) … Jack McClosky became Wake Forest's third head coach in as many years … Norm Sloan replaced Press Maravich at NC State … following the end of the season, Maryland's Bud Millikan retired as the Terps' head coach; Millikan posted a 243-182 record in 17 seasons, including a 98-93 mark in ACC play … following a double technical foul on NC State's Norm Sloan, the Wolfpack's game at Maryland (J7) was stopped with 1:15 left to play by referee George Conley (a former Kentucky state senator) with the Terps holding a 60-55 lead; the game was declared a forfeit with the score and statistics counting.

1966-67 Final Standings

			ACC				Overall			
Team	AP	UPI	W	L	For	Opp	W	L	For	Opp
North Carolina	4	3	12	2	78.9	72.0	26	6	82.2	71.2
Duke	x	19	9	3	84.8	70.9	18	9	82.8	76.1
South Carolina			8	4	69.0	65.5	16	7	73.1	64.6
Clemson			9	5	73.0	71.4	17	8	74.0	70.3
Maryland			5	9	66.9	68.2	11	14	65.0	65.1
Wake Forest			5	9	73.5	77.4	9	18	72.2	77.3
Virginia			4	10	75.0	83.2	9	17	78.0	82.3
NC State			2	12	60.9	70.9	7	17	64.3	69.2

vs. Non-Conference: 52-37 (.584) **vs. Non-ACC Ranked Teams:** 3-6
NCAA: (1 team: 2-2) **NIT:** (1 team 0-1)
Teams Ranked During Season: Duke, North Carolina

1967 ACC Tournament, Greensboro, N.C. (March 9-10-11)

Quarterfinals - #3 South Carolina d. #6 Maryland 57-54; #2 Duke #7 Virginia 99-78; #1 North Carolina d. #8 NC State 56-53; #5 Wake Forest d. #4 Clemson 63-61 (2ot).
Semifinals - North Carolina d. Wake Forest 89-79; Duke d. South Carolina 69-66.
Finals - North Carolina d. Duke 82-73.

All-Tournament - First Team - Larry Miller, UNC; Bob Verga, Duke; Al Salvadori, USC; Bob Lewis, UNC; Paul Long, WF.
Second Team - Mike Lewis, Duke; Rusty Clark, UNC; Jack Thompson, USC; Jerry Montgomery, WF; Randy Mahaffey, Clem.; Dick Grubar, UNC.
Everett Case Award - Larry Miller, North Carolina (25.7 points, 8.3 rebounds)

All-Atlantic Coast Conference

First Team • unanimous

Bob Verga, Sr., Duke	• 146
Larry Miller, Jr., UNC	140
Bob Lewis, Sr., UNC	131
Paul Long, Sr., WF	131
Randy Mahaffey, Sr., Clem	112

Second Team

Jim Connelly, Sr., UVa	87
Mike Lewis, Jr., Duke	73
Jim Sutherland, Sr., Clem.	71
Jack Thompson, Jr., USC	49
Gary Gregor, Jr., USC	41

Player of the Year: Larry Miller, Jr., UNC (52); Bob Verga, Sr., Duke (48).
Coach of the Year: Dean Smith, UNC (60); Bobby Roberts, Clem (34).

Statistical Leaders

Scoring (NCAA rank)

Bob Verga, Sr., Duke	(9)	26.1
Paul Long, Sr., WF	(29)	22.3
Larry Miller, Jr., UNC	(36)	21.9
Jim Connelly, Sr., UVa	(69)	20.0
Jimmy Sutherland, Sr., Clem		18.8

Rebounding

Gary Gregor, Jr., USC	13.3
Mike Lewis, Jr., Duke	12.3
Frank Standard, Jr., USC	11.3
Rusty Clark, So., UNC	10.3
Larry Miller, Jr., UNC	9.3

NCAA STATS: North Carolina sophomore Rusty Clark ranks 11th in field goal percentage (.552) ... Clemson's Jimmy Sutherland (.897) finishes fourth in free throw percentage ... Wake Forest is 10th in free throw percentage (.750) ... South Carolina finishes second in the ACC in rebound margin (+8.5), but is the top ACC team in rebound percentage, ranking sixth at .567 ... Maryland ranks sixth in fewest fouls committed (15.1) and 19th in scoring defense (65.1).

1968

North Carolina - ACC Champion
Larry Miller, UNC - ACC Player of the Year
Dean Smith, UNC - ACC Coach of the Year

North Carolina repeated as the ACC champion with an 87-50 win over NC State … the Wolfpack had advanced to the championship game with a 12-10 victory over Duke in the semifinals; the 22-point total set an ACC single-game record ... UNC advanced to the Final Four for the second straight year before dropping a 78-55 decision to UCLA in the championship game … UNC's Larry Miller became only the second player in league history to be named the ACC Player of the Year and the ACC Tournament MVP for two consecutive seasons … in an NCAA rule change, the dunk was made illegal during the game and pre-game warmups … Frank Fellows succeeded Bud Millikan at Maryland … after 39 seasons, Clemson played its last game at venerable Fike Field House with an 80-51 loss to Georgia Tech (F28); three days later South Carolina brought down the curtain after 42 years at Carolina Fieldhouse (M2) losing 55-54 to NC State … Duke's Mike Lewis started the season with 20 straight "double-doubles" and finished the season with a league-high 24 twin-figured games … Dean Smith was named ACC Coach of the Year for the second straight season … South Carolina led the ACC in field goal percentage (.488) for the first time … Clemson opened the season on Dec. 4 against The Citadel and then did not play for 26 days (D29) … four UNC players - Larry Miller, Charlie Scott, Rusty Clark, Bill Bunting - posted "double-doubles" in a 96-74 win over Clemson in a game played at the Charlotte Coliseum (F16) … Clemson's Butch Zatezalo (23.0) became the first sophomore to lead the ACC in scoring.

1967-68 Final Standings

				ACC				Overall		
Team	AP	UPI	W	L	For	Opp	W	L	For	Opp
North Carolina	4	4	12	2	86.9	72.9	28	4	83.8	72.4
Duke	10	11	11	3	81.6	67.6	22	6	79.0	67.5
NC State			9	5	72.8	68.0	16	10	70.8	65.8
South Carolina			9	5	77.0	71.3	15	7	79.0	69.8
Virginia			5	9	77.2	88.6	9	16	79.8	86.6
Maryland			4	10	68.3	75.4	8	16	68.8	73.9
Clemson			3	11	75.6	86.1	4	20	71.5	82.2
Wake Forest			3	11	69.7	79.1	5	21	70.7	78.5

vs. Non-Conference: 44-36 (.550) **vs. Non-ACC Ranked Teams:** 8-5
NCAA: (1 team: 3-1) **NIT:** (1 team: 1-1)
Teams Ranked During Season: Duke, North Carolina

1968 ACC Tournament, Charlotte, N.C. (March 7-8-9)

Quarterfinals - #3 NC State d. #6 Maryland 63-54; #2 Duke d. #7 Clemson 43-40; #1 North Carolina d. #8 Wake Forest 83-70; #4 South Carolina d. #5 Virginia 101-78.
Semifinals - North Carolina d. South Carolina 82-79 (ot); NC State d. Duke 12-10.
Finals - North Carolina d. NC State 87-50.

All-Tournament - First Team - Larry Miller, UNC; Gary Gregor, USC; Dick Grubar, UNC; Jack Thompson, USC; Skip Harlicka, USC.
Second Team - Charles Scott, UNC; Rusty Clark, UNC; Eddie Biedenbach, NCS; Vann Williford, NCS; Mike Lewis, Duke.
Everett Case Award - Larry Miller, North Carolina (25.3 points,; 8.3 rebounds)

All-Atlantic Coast Conference

First Team • unanimous
Larry Miller, Sr., UNC • 190
Mike Lewis, Sr., Duke • 190
Charlie Scott, So., UNC 166
Skip Harlicka, Sr., USC 159
Eddie Biedenbach, Sr., NCS 150

Second Team
Butch Zatezalo, So., Clem. 102
Rusty Clark, Jr., UNC 94
Gary Gregor, Sr., USC 92
Frank Standard, Sr., USC 49
Mike Katos, Sr., UVa 37

Player of the Year: Larry Miller, Sr., UNC (76); Mike Lewis, Sr., Duke (34).
Coach of the Year: Dean Smith, UNC (47); Vic Bubas, Duke (22); Frank McGuire, USC (22); Norm Sloan, NCS (21).

Statistical Leaders

Scoring (NCAA rank)
Butch Zatezalo, So, Clem (32) 23.0
Larry Miller, Sr., UNC (40) 22.4
Skip Harlicka, Sr., USC (46) 21.8
Mike Lewis, Sr., Duke (48) 21.7
Mike Katos, Sr., UVa 18.5

Rebounding
Mike Lewis, Sr., Duke 14.4
Gary Gregor, Sr., USC 12.2
Norm Carmichael, Jr., UVa 12.0
Richie Mahaffey, Jr., Clem 11.5
Mike Wilkes, So., UVa 11.0

NCAA STATS: Wake Forest's Jerry Montgomery is seventh in free throw percentage (.854) ... Duke was 11th in free throw percentage (.749) ... Dave Cowens of independent Florida State is eighth in rebounding (16.9) ... the 19-8 Seminoles are fifth in scoring offense (90.3) ... LSU sophomore Pete Maravich set a new major college scoring record, averaging 43.8 points per game.

1969

North Carolina - ACC Champion
John Roche, USC - ACC Player of the Year
Frank McGuire, USC - ACC Coach of the Year

North Carolina tied a conference record winning its third straight ACC Tournament with a 85-74 triumph over Duke in the finals … UNC also made its third-straight Final Four appearance, losing to Purdue 92-65 … John Roche became the first sophomore and the first South Carolina player to be named ACC Player of Year … Duke's Vic Bubas retired after the 1969 season ... under Bubas, Duke won four ACC titles, advanced to the Final Four three times and compiled a 213-67 (.761) record in 10 seasons, including a 106-32 (.768) mark in ACC play … Wake Forest beat Maryland 93-71 (J3) in a game that matched brothers playing against one another for the first time in league annals; Wake's Jerry Montgomery had six points while brother Roger tallied four points … in their regular season finale, Wake Forest beat Clemson in double overtime 112-104; seven players were disqualified and both teams were an identical 36-of-45 from the foul line … Florida State beat South Carolina 87-76 (J28) in a game that was declared a forfeit when Gamecock head coach Frank McGuire refused to leave the floor after receiving two technical fouls with 1:57 left to play … in seven post-season games, starting with the ACC Tournament, UNC's Charlie Scott averaged 25.5 points and 6.0 rebounds per game … in the ACC title game against Duke, Scott scored an ACC title game record 40 points; one week later Scott tallied 23 of his game-high 32 points in the second half as the Tar Heels advanced to the Final Four with an 87-85 win over No. 5 Davidson in the East Regional final.

1968-69 Final Standings

				ACC				Overall		
Team	AP	UPI	W	L	For	Opp	W	L	For	Opp
North Carolina	4	2	12	2	88.6	74.5	27	5	88.9	75.7
South Carolina	13	20	11	3	72.4	65.8	21	7	70.8	64.5
Wake Forest			8	6	84.4	82.1	18	9	86.1	79.2
NC State			8	6	72.4	72.0	15	10	71.5	69.3
Duke			8	6	84.6	81.1	15	13	82.0	79.4
Virginia			5	9	77.6	84.6	10	15	79.3	83.6
Maryland			2	12	78.9	86.7	8	18	78.8	84.2
Clemson			2	12	78.9	90.9	6	19	78.8	85.8

vs. Non-Conference: 55-33 (.625) **vs. Non-ACC Ranked Teams:** 5-8
NCAA: (1 team: 2-2) **NIT:** (1 team: 1-1)
Teams Ranked During Season: Duke, North Carolina, South Carolina

1969 ACC Tournament, Charlotte, N.C. (March 6-7-8)

Quarterfinals - #3 Duke d. #6 Virginia 99-86; #2 South Carolina d. #7 Maryland 92-71; #1 North Carolina d. #8 Clemson 94-70; #5 Wake Forest d. #4 NC State 81-73.
Semifinals - North Carolina d. Wake Forest 80-72; Duke d. South Carolina 68-59.
Finals - North Carolina d. Duke 85-74.

All-Tournament - First Team - Charles Scott, UNC; Charlie Davis, WF; Dick DeVenzio, Duke; Steve Vanderberg, Duke; John Roche, USC.
Second Team - Jerry Montgomery, WF; Bill Bunting, UNC; Dave Golden, Duke; Dick Grubar, UNC; Vann Williford, NCS.
Everett Case Award - Charlie Scott, North Carolina (24.7 points; 5.7 rebounds)

All-Atlantic Coast Conference

First Team • unanimous
John Roche, So., USC • 176
Charlie Scott, Jr., UNC 171
Bill Bunting, Sr., UNC 143
Vann Williford, Jr., NCS 141
Charlie Davis, So., WF 128

Second Team
Butch Zatezalo, Jr., Clem. 117
Tom Owens, So., USC 105
Will Hetzel, Jr., Md. 90
Dick Grubar, Sr., UNC 79
Randy Denton, So., Duke 67

Player of the Year: John Roche, So., USC (56); Charlie Scott, Jr., UNC (39); Butch Zatezalo, Jr., Clem, Bill Bunting, Sr., UNC & Vann Williford, NCS also received votes.
Coach of the Year: Frank McGuire, USC (78); Dean Smith, UNC (22).

Statistical Leaders

Scoring (NCAA rank)
Butch Zatezalo, Jr., Clem (14) 25.8
John Roche, So., USC (34) 23.6
Will Hetzel, Jr., Md. (41) 23.3
Charlie Davis, So., WF (45) 22.8
Charlie Scott, Jr., UNC (53) 22.3

Rebounding
Tom Owens, So., USC 13.0
Randy Denton, So., Duke 12.8
Will Hetzel, Jr., Md. 12.2
Gilbert McGregor, So., WF 12.0
John Gidding, Sr., UVa 11.2

NCAA STATS: North Carolina's Bill Bunting (.598) is second nationally to UCLA's Lew Alcindor (.635) in field goal percentage ... Wake Forest's Charlie Davis finished fifth in free throw percentage (.882) ... North Carolina is seventh in scoring (89.0), scoring margin (+13.2) and field goal percentage (.491) ... South Carolina is tops in fewest fouls committed (12.4).

1970

NC State - ACC Champion
John Roche, USC - ACC Player of the Year
Norm Sloan, NCS - ACC Coach of the Year

NC State overcame an 11-point first-half deficit and upset top-seeded and third-ranked South Carolina 42-39 in double overtime to claim its sixth ACC hoops crown … the Gamecocks were a perfect 14-0 in ACC games during the regular season and finished a full five games ahead of both North Carolina and NC State in the league standings … seventh-seeded Virginia won its first ACC Tournament game since 1959 upsetting three-time defending champion North Carolina 95-93 in the first round … NC State's Norm Sloan was named ACC Coach of the Year for the first time … former Wolfpack player Bucky Waters (1956-58) succeeded Vic Bubas as Duke's new head mentor while Charles "Lefty" Driesell, who played for two seasons at Duke (1953-54), replaced Frank Fellows at Maryland … South Carolina's John Roche became the first player to be named ACC Player of the Year as a sophomore and junior … UNC's Charlie Scott had a 52-game streak of scoring in double figures ended in a 65-52 loss at South Carolina (J5); five days later USC's Roche had a similar 38-game streak snapped in a 55-44 win over Maryland … Scott, the ACC's leading scorer (27.1), was named first-team All-ACC for the third straight year … Virginia overcame a 22-point second-half deficit to defeat William & Mary 87-81 in overtime (J29) … South Carolina's Tom Owens led the ACC in rebounds (14.9) and "double-doubles" (19) … ten ACC players registered 10-or-more "doubles-doubles" in 1969-70 … Wake Forest scored 66 first half points en route to a 108-93 win over BYU (D30).

1969-70 Final Standings

				ACC			Overall			
Team	AP	UPI	W	L	For	Opp	W	L	For	Opp
South Carolina	6	6	14	0	76.7	57.9	25	3	74.0	57.4
North Carolina			9	5	83.1	78.9	18	9	88.9	78.8
NC State	10	12	9	5	81.1	73.9	23	7	83.7	71.7
Duke			8	6	72.5	71.3	17	9	75.6	72.1
Wake Forest			6	8	79.9	81.6	14	13	81.4	80.6
Maryland			5	9	72.3	78.7	13	13	76.1	74.8
Virginia			3	11	66.6	73.9	10	15	69.8	73.0
Clemson			2	12	80.8	96.9	7	19	80.3	90.3

vs. Non-Conference: 64-24 (.727) **vs. Non-ACC Ranked Teams:** 5-6
NCAA: (1 team: 1-1) **NIT:** (2 teams: 0-2)
Teams Ranked During Season: Duke, North Carolina, NC State; South Carolina

1970 ACC Tournament, Charlotte, N.C. (March 5-6-7)

Quarterfinals - #1 South Carolina d. #8 Clemson 34-33; #7 Virginia d. #2 North Carolina 95-93; #3 NC State d. #6 Maryland 67-57; #5 Wake Forest d. #4 Duke 81-73.
Semifinals - South Carolina d. Wake Forest 79-63. NC State d. Virginia 67-66.
Finals - NC State d. South Carolina 42-39 (2 ot).

All-Tournament - First Team - Vann Williford, NCS; Charlie Davis, WF; Tom Owens, USC; Chip Case, UVa; Tom Riker, USC.
Second Team - Charles Scott, UNC; John Roche, USC; Bill Gerry, UVa; Ed Leftwich, NCS; Joe Dunning, NCS.
Everett Case Award - Vann Williford, NC State (24.3 points; 9.3 rebounds)

All-Atlantic Coast Conference

First Team • unanimous
John Roche, Jr., USC • 212
Charlie Scott, Sr., UNC • 212
Vann Williford, Sr., NCS 208
Charlie Davis, Jr., WF 204
Tom Owens, Jr., USC 163

Second Team
Randy Denton, Jr., Duke 142
Will Hetzel, Sr., Md. 81
Butch Zatezalo, Sr., Clem. 80
Paul Coder, So., NCS 50
Ed Leftwich, So., NCS 44

Player of the Year: John Roche, Jr., USC (51); Charlie Scott, Sr., UNC (47); Vann Williford, Sr., NCS (16); Charlie Davis, Jr., WF (4).
Coach of the Year: Norm Sloan, NCS (57); Frank McGuire, USC (40); Bill Gibson, UVa (8); Lefty Driesell, Md. (1); Dean Smith, North Carolina (1); Bucky Waters, Duke (1).

Statistical Leaders

Scoring (NCAA rank)
Charlie Scott, Sr., UNC (16) 27.1
Charlie Davis, Jr., WF (25) 25.5
Vann Williford, Sr., NCS (39) 23.7
John Roche, Jr., USC (51) 22.3
Butch Zatezalo, Sr., Clem 21.7

Rebounding
Tom Owens, Jr., USC 14.0
Randy Denton, Jr., Duke 12.8
Bill Gerry, Jr., UVa 11.1
Gilbert McGregor, Jr., WF 10.6
Vann Williford, Sr., NCS 10.0

NCAA STATS: NC State's Paul Coder is 16th in field goal percentage (.573) ... Wake Forest's Charlie Davis is fifth in free throw percentage (.875) ... Duke is eighth in field goal percentage (.496) ... the Deacons are fourth in free throw percentage (.768) ... for the second-straight year South Carolina is first in fewest fouls committed (13.8).

1971

South Carolina - ACC Champion
Charlie Davis, WF - ACC Player of the Year
Dean Smith, UNC - ACC Coach of the Year

South Carolina's last year as a member of the ACC produced its first and only championship defeating regular season champion North Carolina 52-51 in the finals, marking the first time the ACC Tournament title game had been decided by a single point … on March 29, South Carolina announced it was withdrawing from the ACC … the Tar Heels rebounded to capture the NIT championship with junior Bill Chamberlain grabbing MVP honors … both Wake Forest's Charlie Davis, the 1971 ACC Player of the Year, and South Carolina's John Roche were three-time All-ACC first team selections … Davis averaged 24.5 points in 42 career ACC games and led the ACC in free-throw shooting percentage three years in a row … South Carolina's Owens (12.8) became the second player to lead the ACC in rebounding three years in a row … Roche scored an ACC-record 56 points in a win over Furman (F4) … Virginia finished 15-11, its first winning season since 1953-54 … Maryland's Barry Yates became the first ACC player to declare hardship and entered the NBA Draft early … Yates hit 10 straight field goals in a game against Miami … in Virginia's 50-49 win over No. 2 South Carolina (J11), game officials ejected both a sports writer and a photographer from the game … 1970-71 was the first season without ACC Commissioner Jim Weaver, who had passed away the previous summer … Maryland made 15-of-18 from the floor and set an ACC single-game field goal percentage record (.833) in a 31-30 overtime win over South Carolina (J9) … Tates Locke became the 16th head coach in Clemson history.

1970-71 Final Standings

				ACC			Overall			
Team	AP	UPI	W	L	For	Opp	W	L	For	Opp
North Carolina	13	13	11	3	84.6	74.4	26	6	84.6	71.8
South Carolina	6	6	10	4	73.8	63.7	23	6	77.9	68.4
Duke			9	5	80.0	75.9	20	10	79.6	73.7
Wake Forest			7	7	77.3	76.2	16	10	79.4	74.1
Virginia			6	8	71.3	74.7	15	11	76.4	74.9
Maryland			5	9	67.4	74.4	14	12	75.0	73.4
NC State			5	9	73.3	77.1	13	14	76.5	77.5
Clemson			3	11	54.6	65.8	9	17	58.9	65.9

vs. Non-Conference: 68-18 (.791) **vs. Non-ACC Ranked Teams:** 5-3
NCAA: (1 team: 0-2) **NIT:** (2 teams: 6-2 - North Carolina champion)
Teams Ranked During Season: Duke, North Carolina, South Carolina, Virginia

1971 ACC Tournament, Greensboro, N.C. (March 11-12-13)

Quarterfinals - #1 North Carolina d. #8 Clemson 76-41; #2 South Carolina d. #7 Maryland 71-63; #6 NC State d. #3 Duke 68-61; #5 Virginia d. #4 Wake Forest 85-84.
Semifinals - North Carolina d. Virginia 78-68; South Carolina d. NC State 69-56.
Finals - South Carolina d. North Carolina 52-51.

All-Tournament - First Team - Barry Parkhill, UVa; Tom Owens, USC; John Roche, USC; Lee Dedmon, UNC; Paul Coder, NCS.
Second Team - Al Heartley, NCS; George Karl, UNC; Bill Chamberlain, UNC; Tom Riker, USC; Charlie Davis, WF.
Everett Case Award - John Roche, South Carolina & Lee Dedmon, North Carolina

All-Atlantic Coast Conference

First Team • unanimous
Charlie Davis, Sr., WF • 242
John Roche, Sr., USC 240
Dennis Wuycik, Jr., UNC 238
Randy Denton, Sr., Duke 233
Tom Owens, Sr., USC 176

Second Team
Barry Parkhill, So., UVa 125
George Karl, So., UNC 120
Bill Gerry, Sr., UVa 99
Ed Leftwich, Jr., NCS 74
Jim O'Brien, So., Md. 64

Player of the Year: Charlie Davis, Sr., WF (86); John Roche, Sr., USC (30); Dennis Wuycik, Jr., UNC (4).
Coach of the Year: Dean Smith, UNC (89); Bill Gibson, UVa (21).

Statistical Leaders

Scoring (NCAA rank)
Charlie Davis, Sr., WF (13) 26.5
John Roche, Sr., USC (57) 21.6
Randy Denton, Sr., Duke 20.4
Dennis Wuycik, Jr., UNC 18.4
Ed Leftwich, Jr., NCS 16.4

Rebounding
Tom Owens, Sr., USC 12.9
Randy Denton, Sr., Duke 12.8
Scott McCandlish, Jr., UVa 9.9
Gilbert McGregor, Sr., WF 9.3
Bill Gerry, Sr., UVa 9.3

NCAA STATS: North Carolina's Dennis Wuycik (.607) is second in field goal percentage, teammate Bill Chamberlain (.572) is 13th, NC State's Paul Coder (.565) 15th and Duke's Randy Denton (.564) 16th ... Wake Forest's Charlie Davis (.862) and Wuycik (.858) rank 5-6 among free throw percentage leaders ... North Carolina is second in field goal percentage (.522).

1972

North Carolina - ACC Champion
Barry Parkhill, UVa - ACC Player of the Year
Bill Gibson, UVa - ACC Coach of the Year

With a 73-64 championship game victory over second-seeded Maryland, **North Carolina** laid claim to its fourth ACC title in six years and fifth overall … Robert McAdoo earned Tournament MVP honors after averaging 19.5 points and 10.1 rebounds … the Tar Heels' ended their season with a loss to Florida State in the national semifinals … Maryland, led by the sophomore inside tandem of Len Elmore and Tom McMillen, captured the ACC's second straight NIT title, with a 100-69 win over Niagara in the championship game … another success story was Virginia, which posted eight wins in ACC play for the first time and had its first ACC Player of the Year in junior guard Barry Parkhill, the ACC's leading scorer at 21.6 ppg … Bill Gibson also became the first Virginia coach to be named Coach of the Year … Duke officially renamed its home arena in honor of athletic director Eddie Cameron … the first game in "Cameron Indoor Stadium" saw Robbie West sink a 20-foot jumper with three seconds left to lift the Blue Devils to a 76-74 win over North Carolina … though freshmen were ineligible for varsity competition, junior varsity games at NC State's Reynolds Coliseum involving highly-recruited rookie David Thompson were often filled to capacity … Maryland's game with Clemson (F19) was played for the first 10 minutes with only one official … Maryland sophomore Tom McMillen had 14 "double-doubles" and accounted for 31 percent of the Terps scoring in their 12 regular season ACC games (20.1 ppg of 64.9 ppg) … UNC's Dean Smith became the third ACC head coach to win 100 or more regular-season conference games with a 92-77 win over Wake Forest (J19).

1971-72 Final Standings

				ACC			Overall			
Team	AP	UPI	W	L	For	Opp	W	L	For	Opp
North Carolina	2	2	9	3	84.5	71.9	26	5	89.1	71.4
Maryland	15	11	8	4	64.9	64.3	27	5	76.4	65.8
Virginia	20	x	8	4	72.0	69.3	21	7	81.8	70.7
Duke			6	6	67.6	73.3	14	12	68.5	68.2
NC State			6	6	74.9	73.2	16	10	78.5	72.3
Wake Forest			3	9	65.0	70.2	8	18	69.2	71.0
Clemson			2	10	58.0	64.8	10	16	63.4	66.1

vs. Non-Conference: 70-21 (.769) **vs. Non-ACC Ranked Teams:** 4-5
NCAA: (1 team: 3-1) **NIT:** (2 teams: 4-1 - Maryland Champion)
Teams Ranked During Season: Maryland, North Carolina, NC State, Virginia

1972 ACC Tournament, Greensboro, N.C. (March 7-8-9)

Quarterfinals -#1 North Carolina, bye; #2 Maryland 54 d. #7 Clemson 54-52; #3 Virginia d. #6 Wake Forest 74-65; #4 Duke d. #5 NC State 73-60.
Semifinals - North Carolina d. Duke 63-48; Maryland d. Virginia 62-57.
Finals - North Carolina d. Maryland 73-64.

All-Tournament - First Team - Barry Parkhill, UVa; Dennis Wuycik, UNC; Robert McAdoo, UNC; George Karl, UNC; Tom McMillen, Md.
Second Team - Jim O'Brien, Md.; Scott McCandlish, UVa; Gary Melchionni, Duke; Len Elmore, Md.; Steve Previs, UNC.
Everett Case Award - Bob McAdoo, North Carolina (15.0 points; 7.5 rebounds)

All-Atlantic Coast Conference

First Team • unanimous
Barry Parkhill, Jr., UVa • 214
Robert McAdoo, Jr., UNC 209
Tom McMillen, So., Md. 198
Dennis Wuycik, Sr., UNC 189
Tom Burleson, So., NCS 178

Second Team
Bill Chamberlain, Sr., UNC 112
Gary Melchionni, Jr., Duke 89
Alan Shaw, Jr., Duke 88
George Karl, Jr., UNC 82
Len Elmore, So., Md. 69

Player of the Year: Barry Parkhill, Jr., UVa (80); Dennis Wuycik, Sr., UNC (12); Bob McAdoo, Jr., UNC (10); Tom McMillen, So., Md., Tom Burleson, So., NCS and Bill Chamberlain, Sr., UNC also received votes.
Coach of the Year: Bill Gibson, UVa (70); Dean Smith, UNC (21); Bucky Waters, Duke (15).

Statistical Leaders

Scoring (NCAA rank)
Barry Parkhill, Jr., UVa 21.6
Tom Burleson, So., NCS 21.3
Tom McMillen, So., Md. 20.8
Bob McAdoo, Jr., UNC 19.5
Dennis Wuycik, Sr., UNC 18.0

Rebounding
Tom Burleson, So., NCS 14.0
Alan Shaw, Jr., Duke 11.8
Len Elmore, So., Md. 11.0
Bob McAdoo, Jr., UNC 10.1
Dave Angel, Jr., Clem. 9.7

NCAA STATS: For the second straight year North Carolina's Dennis Wuycik (.610) ranks in the Top 10 (8th) among field goal percentage leaders ... UNC's Bobby Jones (.668) was eight field goals shy of leading the nation in field goal percentage ... North Carolina leads the country in field goal percentage (.528).

1973

NC State - ACC Champion
David Thompson, NCS - ACC Player of the Year
Norm Sloan, NCS - ACC Coach of the Year

David Thompson emerged on the scene at **NC State,** and the Wolfpack reaped immediate awards with an unbeaten season and its seventh ACC title with a 76-74 win over Maryland to cap a 27-0 season … with NC State on NCAA probation, Maryland represented the ACC and beat Syracuse before losing to Providence 103-89 in the East Regional finals … NC State, Maryland and UNC remained ranked in the Top 10 throughout the regular season, and Super Bowl Sunday featured a pioneering national television matchup between the Wolfpack and Terps at College Park, Md. … NC State defeated Maryland 87-85 when Thompson tipped in a miss by teammate Tommy Burleson at the buzzer to cap a 37-point performance … Thompson was named ACC Player of the Year and Norm Sloan was selected ACC Coach of the Year … the NCAA reinstated freshman eligibility, and the ACC boasted such young stars as Maryland's John Lucas, Wake Forest's Lee Foye, Virginia's Wally Walker and North Carolina's Mitch Kupchak … an NCAA rule change allowed teams to retain possession of the ball following the first six non-shooting fouls by their opponents in each half instead of shooting a lone free throw … Clemson's Van Gregg scored 33 points in his first college game vs. Georgia Tech (N28) … Virginia's Barry Parkhill had his 41-game double-figure scoring streak snapped in a 93-74 loss at Maryland (J10) … the Wolfpack scored 100 points or more in 10 games and led the nation in scoring (92.9) … in a change from previous ACSWA voting procedures, the 1972-73 All-Conference team was voted on by positions - two guards and three frontcourt players.

1972-73 Final Standings

				ACC			Overall			
Team	AP	UPI	W	L	For	Opp	W	L	For	Opp
NC State	2	2	12	0	80.8	70.3	27	0	92.9	71.1
North Carolina	11	12	8	4	82.2	74.0	25	8	84.7	72.8
Maryland	8	10	7	5	84.8	78.8	23	7	87.1	74.2
Duke			4	8	73.7	78.9	12	14	78.1	76.9
Virginia			4	8	72.4	74.2	13	12	74.8	71.2
Clemson			4	8	67.8	69.9	12	14	69.8	69.4
Wake Forest			3	9	67.8	83.2	12	15	72.3	77.4

vs. Non-Conference: 72-19 (.791) **vs. Non-ACC Ranked Teams:** 3-1
NCAA: (1 team: 1-1) **NIT:** (1 team: 3-1)
Teams Ranked During Season: Maryland, North Carolina, NC State

1973 ACC Tournament, Greensboro, N.C. (March 8-9-10)

Quarterfinals - #1 NC State, bye; #7 Wake Forest d. #2 North Carolina 54-52 (ot); #3 Maryland d. #6 Clemson 77-61; #5 Virginia d. #4 Duke 59-55.
Semifinals - NC State d. Virginia 63-51; Maryland d. Wake Forest 73-65.
Finals - NC State d. Maryland 76-74.

All-Tournament - First Team - Tommy Burleson, NCS; David Thompson, NCS; Tom McMillen, Md.; John Lucas, Md.; Eddie Payne, WF.
Second Team - Bobby Jones, UNC; Jim O'Brien, Md.; Gus Gerard, UVa; Barry Parkhill, UVa; Tony Byers, WF.
Everett Case Award - Tom Burleson, NC State (14.0 points, 12.5 rebounds)

All-Atlantic Coast Conference

First Team • unanimous
David Thompson, So., NCS • 248
Tommy Burleson, Jr., NCS 238
George Karl, Sr., UNC 232
Tom McMillen, Jr., Md. 212
Gary Melchionni, Sr., Duke 176

Second Team
Bobby Jones, Jr., UNC 163
Barry Parkhill, Sr., UVa 159
Len Elmore, Jr., Md. 84
Chris Redding, Jr., Duke 67
Tony Byers, Jr., WF 56

Player of the Year: David Thompson, So., NCS (116); George Karl, Sr., UNC (4); Barry Parkhill, Sr., UVa (1); Tom Burleson, Jr., NCS (1); Tom McMillen, Jr., Md. (1).
Coach of the Year: Norm Sloan, NCS (95); Dean Smith, UNC (22).

Statistical Leaders

Scoring (NCAA rank)
David Thompson, So., NCS.... (16) 24.7
Tony Byers, Jr., WF 21.7
Tom McMillen, Jr., Md. 21.2
Tom Burleson, Jr., NCS 17.9
George Karl, Sr., UNC 17.0

Rebounding
Tom Burleson, Jr., NCS 12.0
Len Elmore, Jr., Md. 11.2
Bobby Jones, Jr., UNC 10.5
Tom McMillen, Jr., Md. 9.8
Bob Fleischer, So., Duke 8.5

NCAA STATS: NC State sets an ACC record in points per game (92.9) and ranks fourth in scoring offense ... North Carolina's Bobby Jones (.601) ranks ninth, and Maryland's Tom McMillen (.585) 14th, among field goal percentage leaders ... North Carolina (.527), Maryland (.520) and NC State rank 1-2-3 in field goal percentage ... Duke is tops in free throw percentage (.785).

1974

NC State - ACC Champion & National Champion
David Thompson, NCS - ACC Player of the Year
Norm Sloan, NCS - ACC Coach of the Year

NC State followed its second-straight league title by capturing its first, and the league's second national title … first NC State defeated Maryland 103-100 in overtime for the ACC Tournament championship in a game that many rank as the greatest in college basketball history … two weeks later Norm Sloan's Wolfpack ended the UCLA dynasty streak of seven straight NCAA titles with an 80-77 double-overtime win at the Greensboro Coliseum … two nights later, NC State knocked off Marquette 76-64 for the national title … the Wolfpack, behind ACC and National Player of the Year David Thompson and 7-4 center Tommy Burleson, finished the regular season 12-0 for the second straight year … Maryland (23-5) finished the year ranked No. 4 nationally despite not taking part in NCAA play … Burleson led the ACC with 26 "double-doubles", Maryland's Len Elmore (22) was second … six ACC players earned first-, second- or third-team All-America honors … UNC defeated Duke 96-92 in overtime (M2) after a stunning rally that wiped out an eight-point Blue Devil lead in the final 17 seconds of regulation, capped by Walter Davis' game-tying 35-foot bank shot … the Wolfpack's NCAA win over UCLA avenged its only loss of the season … Wake Forest opened the season with a 75-70 win over Rice (N30) in a game that featured an experimental 30-second shot clock … 16 Tar Heels scored in UNC's 112-72 win over Biscayne (D28) … the league's All-ACC team was for a second-straight year, voted on by positions - two guards and three front court players … Virginia beat Wake Forest 86-83 in overtime (F9); the Cavaliers trailed 52-37 at halftime.

1973-74 Final Standings

Team	AP	UPI	W	ACC L	ACC For	ACC Opp	Overall W	Overall L	Overall For	Overall Opp
NC State	1	1	12	0	90.9	78.0	30	1	91.4	74.7
Maryland	4	4	9	3	81.5	72.4	23	5	85.7	69.0
North Carolina	12	8	9	3	83.3	77.0	22	6	87.0	75.3
Virginia			4	8	78.8	86.7	11	16	77.3	80.0
Clemson			3	9	66.6	74.5	14	12	68.3	69.3
Wake Forest			3	9	75.8	79.8	13	13	76.2	74.1
Duke			2	10	75.9	84.3	10	16	75.3	77.6

vs. Non-Conference: 71-17 (.807) **vs. Non-ACC Ranked Teams:** 7-6
NCAA: (1 team: 4-0 - NC State Champion) **NIT:** (1 team: 0-1)
Teams Ranked During Season: Maryland, North Carolina, NC State

1974 ACC Tournament, Greensboro, N.C. (March 7-8-9)

Quarterfinals - #1 NC State, bye; #2 Maryland d. #7 Duke 85-66; #3 North Carolina d. #6 Wake Forest 76-62; #4 Virginia d. #5 Clemson 68-63.
Semifinals - NC State d. Virginia 87-66; Maryland d. North Carolina 105-85.
Finals - NC State d. Maryland 103-100 (ot).

All-Tournament - First Team -David Thompson, NCS; Tommy Burleson, NCS; Tom McMillen, Md.; John Lucas, Md.; Maurice Howard, Md.
Second Team - Len Elmore, Md.; Owen Brown, Md.; Gus Gerard, UVa; Monte Towe, NCS; Billy Langloh, UVa.
Everett Case Award - Tom Burleson, NC State (26.5 points, 12.0 rebounds)

All-Atlantic Coast Conference

First Team • unanimous
David Thompson, Jr., NCS ..... • 274
Monte Towe, Jr., NCS 251
John Lucas, So., Md. 242
Bobby Jones, Sr., UNC 209
Len Elmore, Sr., Md. 195

Second Team
Tommy Burleson, Sr., NCS 163
Tom McMillen, Sr., Md. 160
Darrell Elston, Sr., UNC 151
Gus Gerard, Jr., UVa 128
Tony Byers, Sr., WF 71

Player of the Year: David Thompson, Jr., NCS (139); Bobby Jones, Sr., UNC (2); Monte Towe, Jr., NCS (1).
Coach of the Year: Norm Sloan, NCS (121); Carl Tacy, WF (7), Lefty Driesell, Md., Dean Smith, UNC and Tates Locke, Clem also received votes.

Statistical Leaders

Scoring (NCAA rank)
David Thompson, Jr., NCS ..... (5) 26.0
Gus Gerard, Jr., UVa. ..... (44) 20.8
John Lucas, So., Md. 20.1
Tom McMillen, Sr., Md. 19.4
Tom Burleson, Sr., NCS 18.1

Rebounding
Len Elmore, Jr., Md. ..... (9) 14.7
Bob Fleischer, Jr., Duke 12.4
Tom Burleson, Sr., NCS 12.2
Wayne Rollins, Fr., Clem. 12.2
Gus Gerard, Jr., UVa. 10.2

NCAA STATS: NC State is fourth in scoring offense (91.4) ... North Carolina ranks third in field goal percentage (.520); Maryland is seventh (.510) ... UNC's Bobby Jones is 17th in field goal percentage (.580) ... Duke's Kevin Billerman is 15th in free throw percentage (.832) ... Terps were fifth in scoring margin (16.7).

1975

North Carolina - ACC Champion
David Thompson, NCS - ACC Player of the Year
Lefty Driesell, Maryland - ACC Coach of the Year

With freshman point guard Phil Ford leading the way **North Carolina** captured its first ACC Tournament championship since 1972 knocking off defending NCAA champion, and two-time defending ACC champion, NC State 70-66 in the title game … Ford was voted MVP of a tightly-contested tournament that saw six games decided by a total of 20 points … with the NCAA expanding its tournament field from 32 to 48 teams, regular-season champion Maryland, earned the ACC's first-ever second NCAA bid … the ACC Tournament marked the end of the stellar career of NC State three-time All-American and two-time National Player of the Year David Thompson, who finished as the ACC's second-leading all-time scorer with 2,309 points … Thompson was the first three-time ACC Player of the Year … Lefty Driesell became Maryland's first ACC Coach of the Year … the Terps regular season saw them sweep all four away games on "Tobacco Road" (at Duke, NC State, UNC and Wake Forest) for the first time and end NC State's 27-game ACC winning streak (103-85 on J16) … Clemson rallied for wins over Wake Forest, Maryland and Virginia in three straight January games after trailing by nine, two and 12 points at halftime in each of those respective contests … Clemson's Skip Wise became the first freshman to be voted first-team All-ACC … Bill Foster became Duke's third head coach in as many years and Terry Holland succeeded Bill Gibson at Virginia … Maryland became the first ACC team to have six players average in double figures ... for a third straight year, the league's All-ACC team was voted on by positions - two guards and three front court players

1974-75 Final Standings

Team	AP	UPI	W	ACC L	ACC For	ACC Opp	Overall W	Overall L	Overall For	Overall Opp
Maryland	5	5	10	2	87.2	75.8	24	5	89.9	74.6
North Carolina	9	10	8	4	77.5	76.7	23	8	84.6	78.0
Clemson	x	19	8	4	80.3	72.0	17	11	80.3	72.1
NC State	7	9	8	4	87.3	81.4	22	6	92.7	77.9
Virginia			4	8	67.0	75.4	12	13	68.4	70.0
Duke			2	10	76.0	86.7	13	13	82.9	81.5
Wake Forest			2	10	79.1	86.3	13	13	80.6	79.1

vs. Non-Conference: 72-17 (.809) **vs. Non-ACC Ranked Teams:** 7-9
NCAA: (2 teams: 4-2) **NIT:** (1 team: 0-1)
Teams Ranked During Season: Clemson, Maryland, N. Carolina, NC State, W. Forest

1975 ACC Tournament, Greensboro, N.C. (March 6-7-8)

Quarterfinals - #1 Maryland, bye; #2 North Carolina d. #7 Wake Forest 101-100 (ot); #3 Clemson d. #6 Duke 78-76; #4 NC State d. #5 Virginia 91-85.
Semifinals - NC State d. Maryland 87-85; North Carolina d. Clemson 76-71 (ot).
Finals - North Carolina d. NC State 70-66.

All-Tournament - First Team - David Thompson, NCS; Mitch Kupchak, UNC; Kenny Carr, NCS; Phil Ford, UNC; Skip Wise, Clem.
Second Team - John Lucas, Md.; Wally Walker, UVa; Walter Davis, UNC; Skip Brown, WF; Monte Towe, NCS.
Everett Case Award - Phil Ford, North Carolina (26.0 points, 3.3 assists)

All-Atlantic Coast Conference

First Team • unanimous
David Thompson, Sr., NCS ..... • 296
Skip Brown, So., WF 259
Mitch Kupchak, Jr., UNC 252
John Lucas, Jr., Md. 215
Skip Wise, Fr., Clm. 191

Second Team
Wayne Rollins, So., Clm. 189
Bob Fleisher, Sr., Duke 150
Brad Davis, Fr., Md. 159
Maurice Howard, Jr., Md. 95
Owen Brown, Sr., Md. 61

Player of the Year: *David Thompson, Sr., NCS (voting totals not available).
Coach of the Year: Lefty Driesell, Md. (66); Tates Locke, Clem (59).
*Unanimous Selection

Statistical Leaders

Scoring (NCAA rank)
David Thompson, Sr., NCS ..... (3) 29.9
Skip Brown, So., WF ..... (22) 22.7
John Lucas, Jr., Md. 19.5
Mitch Kupchak, Jr., UNC 18.5
Skip Wise, Fr., Clem. 18.5

Rebounding
Wayne Rollins, So., Clem. 11.7
Tom Roy, Sr., Md. 11.1
Mitch Kupchak, Jr., UNC 10.8
Bob Fleischer, Sr., Duke 10.5
Phil Spence, Jr., NCS 10.0

NCAA STATS: Sophomore Skip Brown averages 22.7 points per game in 25 games for Wake Forest but is omitted from the final NCAA statistical release; Brown's 22.7 scoring average ranks 22nd nationally ... Duke's Bob Fleischer (.620) ranks second and UNC's Mitch Kupchak (.588) 12th in field goal percentage ... NC State is third in scoring offense (92.7), Maryland (.907) seventh ... Maryland leads the nation in field goal percentage (.548), North Carolina (.529) is fourth and Duke (.517) fifth.

1976

Virginia - ACC Champion
Mitch Kupchak, UNC - ACC Player of the Year
Jim Spanarkel, Duke - ACC Rookie of the Year
Dean Smith, UNC - ACC Coach of the Year

In the first ACC Tournament held outside of the state of North Carolina, sixth-seeded Virginia won its first-ever ACC title, defeating top-seeded and fourth-ranked North Carolina 67-62 at the Capital Centre in Landover, Md. … MVP Wally Walker scored 21 points in the win and the Cavaliers earned their first NCAA Tournament berth … Virginia head coach Terry Holland's wife gave birth to a baby girl (Ann-Michael) on the day of the ACC championship game … the Cavaliers suffered a 69-60 loss to DePaul in its first NCAA Tournament game, while UNC fell to Alabama 79-64 … the Tar Heels finished the season 25-3, including a 113-106 four-overtime win over Tulane (F14) at the Louisiana Superdome that lasted more than three hours … NC State's Kenny Carr scored 40 or more points three times and led the ACC in scoring (26.6) … Maryland's John Lucas graduated as the school's all-time leading scorer (2,015 points) and became the 12th player to be named first-team All-ACC three times … Wake Forest opened the season 10-0, its best start since 1926-27 … Duke's Jim Spanarkel was named as the league's first ACC Rookie of the Year … Bill Foster succeeded Tates Locke at Clemson … for the second-straight year Maryland led the NCAA in field goal percentage (.537) … Virginia shot over 50 percent (.501) from the floor for the first time in school history … nine of Wake Forest's 12 ACC games were decided by five points or less ... North Carolina's Dean Smith was named ACC Coach of the Year for the fourth time.

1975-76 Final Standings

				ACC				Overall		
Team	AP	UPI	W	L	For	Opp	W	L	For	Opp
North Carolina	8	6	11	1	85.1	75.6	25	4	85.1	74.3
Maryland	11	13	7	5	86.9	82.2	22	6	88.2	74.3
NC State			7	5	85.4	88.5	21	9	87.4	81.4
Clemson			5	7	82.1	86.1	18	10	83.4	75.1
Wake Forest			5	7	84.7	88.0	17	10	87.8	82.6
Virginia	18	15	4	8	75.8	75.9	18	12	76.5	70.4
Duke			3	9	87.8	91.5	13	14	88.3	85.0

vs. Non-Conference: 82-13 (.863) **vs. Non-ACC Ranked Teams:** 1-4
NCAA: (2 teams: 0-2) **NIT:** (1 team: 2-1)
Teams Ranked During Season: Maryland, N. Carolina, NC State, Virginia, W. Forest

1976 ACC Tournament, Landover, Md. (March 4-5-6)

Quarterfinals -#1 North Carolina, bye; #2 Maryland d. #7 Duke 80-78 (ot); #6 Virginia d. #3 NC State 75-63; #4 Clemson d. #5 Wake Forest 76-63.
Semifinals - North Carolina d. Clemson 82-74; Virginia d. Maryland 73-65.
Finals - Virginia d. North Carolina 67-62.

All-Tournament - First Team - Wally Walker, UVa; Billy Langloh, UVa; Marc Iavaroni, UVa; Mitch Kupchak, UNC; Tate Armstrong, Duke; Phil Ford, UNC.
Second Team - Maurice Howard, Md.; Steve Sheppard, Md.; Bobby Stokes, UVa; Stan Rome, Clem.; Walter Davis, UNC.
Everett Case Award - Wally Walker, Virginia (24.3 points, 7.0 rebounds)

All-Atlantic Coast Conference

First Team • unanimous

Mitch Kupchak, Sr., UNC	310
Kenny Carr, So., NCS	310
Phil Ford, So., UNC	306
John Lucas, Sr., Md.	282
Tate Armstrong, Jr., Duke	237

Second Team

Wally Walker, Sr., UVa	208
Skip Brown, Jr., WF	176
Walter Davis, Jr., UNC	125
Wayne Rollins, Jr., Clem.	79
Rod Griffin, So., WF	79

Player of the Year: Mitch Kupchak, Sr., UNC (74); Kenny Carr, So., NCS (50); Phil Ford, So., UNC (21); Wally Walker, Sr., UVa, John Lucas, Sr., Md., and Tate Armstrong, Jr., Duke also received votes.
Coach of the Year: Dean Smith, UNC (102); Norm Sloan, NCS (19); Bill Foster, Clem (17).
Rookie of the Year (5+): Jim Spanarkel, Duke (135); Larry Gibson, Md., (12).

Statistical Leaders

Scoring (NCAA rank)

Kenny Carr, So., NCS	(5)	26.6
Tate Armstrong, Jr., Duke	(16)	24.2
Wally Walker, Sr., UVa.	(32)	22.1
Skip Brown, Jr., WF		20.9
John Lucas, Sr., Md		19.9

Rebounding

Mitch Kupchak, Sr., UNC	11.3
Wayne Rollins, Jr., Clem.	11.0
Kenny Carr, Sr., NCS	10.3
Larry Gibson, Fr., Md.	9.8
George Moses, Sr., Duke	9.7

NCAA STATS: Wake Forest's Skip Brown is sixth in free throw percentage (.874) ... Maryland is the fourth ACC team in five years to lead the nation in field goal percentage (.537); UNC (.526) is fourth, Duke (.522) fifth and Clemson (.511) 10th.

1977

North Carolina - ACC Champion
Rod Griffin, WF - ACC Player of the Year
Mike Gminski, Duke/Hawkeye Whitney, NCS - ACC Rookie
Dean Smith, UNC - ACC Coach of the Year

North Carolina captured its second ACC title in three years, and seventh overall, with a 75-69 win over defending champion Virginia … the Tar Heels reached the national title game in Atlanta before dropping a 67-59 decision to Marquette, which was playing its final game under head coach Al McGuire … Wake Forest snapped a five-year streak of losing ACC records, finishing 8-4 in conference play and earning its first NCAA berth since 1962 … six of Duke's first seven games were decided by three points or less or in overtime … on Dec. 28, Clemson was ranked 10th in the AP Poll, marking its highest ranking ever … junior Kenny Carr (21.0) led the ACC in scoring for the second-straight year and became the first NC State player to leave school early to enter the NBA Draft … basketball fans witnessed the return of the dunk shot to the college game, which was reinstated by the NCAA rules committee after a nine-year hiatus … Duke ended a 27-game ACC road losing streak with an 82-74 overtime win at Virginia (J17) … Clemson set an ACC standard by opening the season with five 100-point games and won 20 games for the first time ever … Virginia junior guard William Napper (6.1 ppg) ran the 100-yard dash in 9.6 seconds in a state high school meet in 1974 … Wake Forest twice rallied from 11-point deficits to win ACC games … Duke's Mike Gminski was a perfect 10-for-10 from the floor in an 85-66 win over Johns Hopkins (N30) … Clemson's Wayne "Tree" Rollins finished as the ACC's all-time leader with 450 career blocks … Wake Forest Rod Griffin averaged 20.5 points and 8.6 rebounds and was named ACC Player of the Year.

1976-77 Final Standings

				ACC				Overall		
Team	AP	UPI	W	L	For	Opp	W	L	For	Opp
North Carolina	5	3	9	3	79.7	71.2	28	5	83.6	72.6
Clemson			8	4	73.5	71.3	22	6	86.6	68.9
Wake Forest	9	x	8	4	79.0	76.4	22	8	81.9	76.2
Maryland			7	5	76.8	78.2	19	8	78.3	74.1
NC State			6	6	76.5	74.8	17	11	78.9	70.8
Duke			2	10	71.9	77.2	14	13	76.4	72.9
Virginia			2	10	65.1	73.5	12	17	65.6	67.3

vs. Non-Conference: 82-16 (.837) **vs. Non-ACC Ranked Teams:** 8-4
NCAA: (2 teams: 6-2) **NIT:** (1 team: 3-1)
Teams Ranked During Season: Clemson, Maryland, N. Carolina, NC State, W. Forest

1977 ACC Tournament, Greensboro, N.C. (March 3-4-5)

Quarterfinals - #1 North Carolina, bye; #7 Virginia d. #2 Wake Forest 59-57; #3 Clemson d. #6 Duke 82-74; #5 NC State d. #4 Maryland 82-72.
Semifinals - North Carolina d. NC State 70-56; Virginia d. Clemson 72-60.
Finals - North Carolina d. Virginia 75-69.

All-Tournament - First Team - Phil Ford, UNC; Mike O'Koren, UNC; Bobby Stokes, UVa; Marc Iavaroni, UVa; John Kuester, UNC; Kenny Carr, NCS.
Second Team - Steve Castellan, UVa; Billy Langloh, UVa; Walter Davis, UNC; Jim Spanarkel, Duke; Mike Gminski, Duke.
Everett Case Award - John Kuester, North Carolina (13.5 points, 4.0 assists)

All-Atlantic Coast Conference

First Team • unanimous

Rod Griffin, Jr., WF	265
Phil Ford, Jr., UNC	264
Skip Brown, Sr., WF	218
Kenny Carr, Sr., NCS	217
Walter Davis, Sr., UNC	203

Second Team

Wayne Rollins, Sr., Clem.	200
Jim Spanarkel, So., Duke	186
Brad Davis, Jr., Md.	94
Tommy LaGarde, Sr., UNC	60
Stan Rome, Jr., Clem.	55

Player of the Year: Rod Griffin, Jr., WF (89); Phil Ford, Jr., UNC (31); Skip Brown, Sr., WF, Wayne Rollins, Sr., Clem, Kenny Carr, Jr., NCS, and Walter Davis, Sr., UNC also received votes.
Coach of the Year: Dean Smith, UNC (47); Carl Tacy, WF (33); Bill Foster, Clem (16); Terry Holland, UVa, Bill Foster, Duke, and Norm Sloan, NCS also received votes.
Rookie of the Year (5+): Mike Gminski, Duke (58); Hawkeye Whitney, NCS (58); Mike O'Koren, UNC (8).

Statistical Leaders

Scoring (NCAA rank)

Kenny Carr, Jr., NCS	(42)	21.0
Rod Griffin, Jr., WF		20.5
Jim Spanarkel, So., Duke		19.2
Phil Ford, Jr., UNC		18.7
Skip Brown, Sr., WF		18.6

Rebounding

Wayne Rollins, Sr., Clem.	(12)	12.8
Mike Gminski, Fr., Duke		10.7
Kenny Carr, Jr., NCS		9.9
Rod Griffin, Jr., WF		8.6
Larry Gibson, So., Md.		8.4

NCAA STATS: Clemson is second in scoring margin (17.7)and seventh in field goal percentage defense (.423) ... Wake's Rod Griffin is eighth in field goal percentage (.621) ... North Carolina finishes fifth in field goal percentage (.537)

1978

Duke - ACC Champion
Phil Ford, UNC - ACC Player of the Year
Gene Banks, Duke - ACC Rookie of the Year
Bill Foster, Duke - ACC Coach of the Year

A young **Duke** team that started two freshmen, two sophomores and a junior, captured its first ACC title since 1966, downing Wake Forest 85-77 in the championship game … Duke's lineup sported the 1976 ACC Rookie of the Year in Jim Spanarkel, the 1977 Rookie of the Year in 6-11 center Mike Gminski and a freshman class that included Gene Banks of Philadelphia and North Carolina product Kenny Dennard … Duke advanced to its first Final Four since making three appearances in the 1960s and defeated Notre Dame 90-86 in the semifinals … Kentucky outlasted the Blue Devils 94-88 in the title game behind Jack "Goose" Givens' 41 points … all seven ACC teams finished with winning records ... the season was the last for Tar Heel senior point guard Phil Ford, who capped his career as the school's all-time leader in points (2,290) and assists (559) … Duke was joined in the NCAA Tournament field by UNC, which suffered a 68-64 loss to San Francisco in the second round of the West Regional … NC State reached the finals of the NIT at Madison Square Garden before losing to Texas … Wake Forest's Rod Griffin became the first player in 13 years to lead the ACC in both scoring (21.5) and rebounding (10.0) … a national TV audience watched the ACC Tournament championship for the first time ... ABC aired the game nationally on Saturday afternoon and as a result for the first and only time, the Tournament was played under a Wednesday, Thursday, Saturday format, with teams taking Friday off prior to Saturday afternoon's championship game ... the ACC experimented with a three-man officiating crew for all league games.

1977-78 Final Standings

				ACC			Overall			
Team	AP	UPI	W	L	For	Opp	W	L	For	Opp
North Carolina	16	10	9	3	76.3	70.2	23	8	81.1	70.7
Duke	7	9	8	4	80.8	75.3	27	7	85.6	74.4
NC State			7	5	74.8	72.5	21	10	82.4	75.2
Virginia			6	6	68.2	72.6	20	8	71.9	66.9
Wake Forest			6	6	77.8	76.6	19	10	83.2	76.4
Maryland			3	9	75.7	79.7	15	13	82.1	79.5
Clemson			3	9	74.6	81.2	15	12	82.6	73.7

vs. Non-Conference: 88-16 (.846) **vs. Non-ACC Ranked Teams:** 4-5
NCAA: (2 teams: 4-2) **NIT:** (2 teams: 3-2)
Teams Ranked During Season: Duke, N. Carolina, NC State, Virginia, W. Forest

1978 ACC Tournament, Greensboro, N.C. (March 1-2, 4)

Quarterfinals - #1 North Carolina, bye; #2 Duke d. #7 Clemson 83-72; #6 Maryland d. #3 NC State 109-108 (3ot); #5 Wake Forest d. #4 Virginia 72-61.
Semifinals - Duke d. Maryland 81-69; Wake Forest d. North Carolina 82-77.
Finals - Duke d. Wake Forest 85-77.

All-Tournament - First Team - Mike Gminski, Duke; Leroy McDonald, WF; Rod Griffin, WF; Jim Spanarkel, Duke; Gene Banks, Duke.
Second Team - Phil Ford, UNC; Frank Johnson, WF; Kenny Dennard, Duke; Lawrence Boston, Md.; Larry Gibson, Md.
Everett Case Award - Jim Spanarkel, Duke (17.7 points, 4.3 rebounds)

All-Atlantic Coast Conference

First Team • unanimous
Phil Ford, Sr., UNC • 258
Rod Griffin, Sr., WF • 258
Mike Gminski, So., Duke 256
Jim Spanarkel, Jr., Duke 253
Mike O'Koren, So., UNC 246

Second Team
Gene Banks, Fr., Duke 120
Jeff Lamp, Fr., UVa 99
Frank Johnson, So., WF 97
Hawkeye Whitney, So., NCS 71
Clyde Austin, So., NCS 60

Player of the Year: Phil Ford, Sr., UNC (86); Rod Griffin, Sr., WF (33).
Coach of the Year: Bill Foster, Duke (82); Dean Smith, UNC (20); Norm Sloan, NC State (18).
Rookie of the Year: Gene Banks, Duke (115); Jeff Lamp, UVa (10).

Statistical Leaders

Scoring (NCAA rank)
Rod Griffin, Sr., WF (42) 21.5
Phil Ford, Sr., UNC 20.8
Jim Spanarkel, Jr., Duke 20.8
Mike Gminski, So., Duke 20.0
Mike O'Koren, So., UNC 17.3

Rebounding
Rod Griffin, Sr., WF 10.0
Mike Gminski, So., Duke 10.0
Larry Gibson, Jr., Md. 9.0
Gene Banks, Fr., Duke 8.6
Steve Castellan, Jr., UVa. 7.9

NCAA STATS: In 1977-78, 53 of 106 teams (50%) in Division I shot 50 percent or better from the field ... from the first season of major college statistics (1948) to 1960, only one team - George Washington in 1956 - was able to shoot 50 percent from the floor for an entire season ... in 1948 the overall field goal percentage of major college basketball teams was only .293.

1979

North Carolina - ACC Champion
Mike Gminski, Duke - ACC Player of the Year
Buck Williams, Md. - ACC Rookie of the Year
Dean Smith, UNC - ACC Coach of the Year

Dudley Bradley led top-seeded **North Carolina** to its record-tying eighth ACC title, scoring 16 points and coming up with seven steals in a 71-63 win over second-seeded Duke … the win over Duke avenged a 47-40 loss to the Blue Devils one week earlier, a game which saw the Tar Heels hold the ball throughout the first half and trail 7-0 at the break … UNC and Duke both received NCAA Tournament bids and received byes in the opening round of the East Regional, but the Tar Heels fell to Penn 72-71 and Duke lost to St. John's 80-78 on the same afternoon at Reynolds Coliseum … ACC fans dubbed the day "Black Sunday" … Duke and UNC finished tied atop the ACC regular-season standings with 9-3 ACC marks, and Duke junior center Mike Gminski was voted ACC Player of the Year … Gminski and teammate Jim Spanarkel were Academic All-Americans ... UNC's Mike O'Koren became the first ACC player to lead his team in rebounds (7.2) and assists (3.5) ... the highest scoring league game in ACC history took place in mid-December, when Ernest Graham's school-record 44 points led Maryland to a 124-110 win over NC State ... Maryland's Buck Williams was ACC Rookie of the Year and the first freshman to lead the ACC in rebounding (10.8) ... the jump ball was eliminated in conference games; the visiting team got the ball to start the game and such calls were alternated for the remainder of the game ... Virginia out-scored William & Mary 28-to-1 over a two-and-a-half minute stretch in the second half en route to a 95-56 win ... Duke's Kenny Dennard had an ACC-record 11 steals in a 87-78 win over Maryland (F3).

1978-79 Final Standings

				ACC			Overall			
Team	AP	UPI	W	L	For	Opp	W	L	For	Opp
Duke	10	7	9	3	69.8	63.4	22	8	71.9	65.5
North Carolina	9	3	9	3	68.3	62.8	23	6	76.5	65.4
Virginia			7	5	70.2	71.4	19	10	76.3	69.7
Maryland			6	6	73.1	72.6	19	11	77.9	74.7
Clemson			5	7	67.6	71.3	19	10	72.0	65.6
NC State			3	9	73.6	74.3	18	12	78.5	70.0
Wake Forest			3	9	66.1	72.9	12	15	72.4	73.4

vs. Non-Conference: 80-20 (.800) **vs. Non-ACC Ranked Teams:** 6-5
NCAA: (2 teams: 0-2) **NIT:** (3 teams: 3-3)
Teams Ranked During Season: Duke, Maryland, North Carolina, NC State

1979 ACC Tournament, Greensboro, N.C. (March 1-2-3)

Quarterfinals - #1 North Carolina, bye; #2 Duke d. #7 Wake Forest 58-56; #6 NC State d. #3 Virginia 82-78; #4 Maryland d. #5 Clemson 75-67.
Semifinals - North Carolina d. Maryland 102-79; Duke d. NC State 62-59.
Finals - North Carolina d. Duke 71-63.

All-Tournament - First Team - Jim Spanarkel, Duke; Mike O'Koren, UNC; Dudley Bradley, UNC; Mike Gminski, Duke; Dave Colescott, UNC.
Second Team - Charles Whitney, NCS; Al Wood, UNC; Larry Gibson, Md.; Jeff Lamp, UVa; Clyde Austin, NCS.
Everett Case Award - Dudley Bradley, North Carolina (12.5 points, 4.0 rebounds)

All-Atlantic Coast Conference

First Team • unanimous
Mike Gminski, Jr., Duke • 222
Jeff Lamp, So., UVa 214
Jim Spanarkel, Sr., Duke 194
Hawkeye Whitney, Jr., NCS 177
Al Wood, So., UNC 170

Second Team
Mike O'Koren, Jr., UNC 168
Gene Banks, So., Duke 110
Lee Raker, So., UVa 83
Frank Johnson, Jr., WF 76
Larry Gibson, Sr., Md. 44

Player of the Year: Mike Gminski, Jr., Duke (70); Jeff Lamp, So., UVa (16); Jim Spanarkel, Sr., Duke, Dudley Bradley, Sr., UNC, Mike O'Koren, Jr., UNC, Al Wood, So, UNC, Hawkeye Whitney, Jr., NCS and Bobby Conrad, Jr. Clem also received votes.
Coach of the Year: *Dean Smith, UNC (85) - unanimous
Rookie of the Year: Buck Williams, Md. (81); Alvis Rogers, WF (12); Jeff Jones, UVa (6); Guy Morgan, WF (6).

Statistical Leaders

Scoring (NCAA rank)
Jeff Lamp, So., UVa. (30) 22.9
Mike Gminski, Jr., Duke 18.8
Hawkeye Whitney, Jr., NCS 18.7
Al Wood, So., UNC 17.8
Ernest Graham, So., Md. 16.6

Rebounding
Buck Williams, Fr., Md. (29) 10.8
Mike Gminski, Jr., Duke 9.2
Larry Gibson, Sr., Md. 8.6
Gene Banks, So., Duke 8.5
Larry Nance, So., Clem. 7.2

NCAA STATS: Virginia finishes seventh in free throw percentage (.762) ... North Carolina is sixth in field goal percentage (.533)

1980

Duke - ACC Champion
Albert King, Maryland - ACC Player of the Year
Ralph Sampson, UVa - ACC Rookie of the Year
Lefty Driesell, Maryland - ACC Coach of the Year

Duke captured its second ACC title in three years, and sixth overall, defeating top-seeded Maryland 73-72 in the championship game on a snowy Saturday night in Greensboro … Duke missed just four shots in the second half, and three of those were tipped back in - including a tip-in by Mike Gminski that provided the winning points with eight seconds to go … Duke, Maryland, North Carolina, Clemson and NC State represented the ACC in the NCAA Tournament … Virginia, led by highly-touted freshman center Ralph Sampson, won the NIT … Sampson became the first player in ACC history to have two "triple-doubles" in the same season and set an ACC single-season record with 157 blocked shots ... Sampson led the ACC with 21 "double-doubles" and Duke's Mike Gminski was second with 20 ... UNC played from late January on without freshman star James Worthy, who was lost for the season with a broken leg … 1980 marked the final ACC seasons for NC State coach Norm Sloan, who accepted the head coaching job at Florida, and Duke coach Bill Foster, who left for South Carolina … North Carolina's Mike O'Koren, Duke's Gminski and NC State's Hawkeye Whitney were selected in the first round of the NBA Draft … Georgia Tech, in its first year as an ACC member, finished 8-18 overall and 1-13 in conference play; Tech's first conference win was a 62-61 win over Virginia (F9) ... the NCAA Tournament field was expanded to 48 teams ... Maryland's Albert King became the first Terrapin to lead the ACC in scoring (21.7).

1979-80 Final Standings

Team	AP	UPI	ACC W	ACC L	ACC For	ACC Opp	Overall W	Overall L	Overall For	Overall Opp
Maryland	8	8	11	3	77.3	73.1	24	7	80.0	71.8
North Carolina	15	15	9	5	72.0	68.6	21	8	73.2	68.0
NC State			9	5	62.7	58.1	20	8	69.5	61.4
Clemson			8	6	80.4	74.6	23	9	80.0	70.2
Duke	14	16	7	7	71.0	73.0	24	9	73.3	68.3
Virginia			7	7	68.1	69.4	24	10	71.1	63.7
Wake Forest			4	10	64.1	69.6	13	14	70.4	67.6
Georgia Tech			1	13	53.2	62.5	8	18	57.0	59.9

vs. Non-Conference: 90-17 (.841) **vs. Non-ACC Ranked Teams:** 4-5
NCAA: (5 teams: 6-5) **NIT:** (1 team: 5-0 - Virginia Champion)
Teams Ranked During Season: Clemson, Duke, Maryland, N. Carolina, NC State, Virginia

1980 ACC Tournament, Greensboro, N.C. (Feb 28-29, March 1)

Quarterfinals -#2 North Carolina d. #7 Wake Forest 75-62; #1 Maryland d. #8 Georgia Tech 51-49 (ot); #6 Duke d. #3 NC State 68-62; #4 Clemson d. #5 Virginia 57-49.
Semifinals - Maryland d. Clemson 91-85; Duke d. North Carolina 75-61.
Finals - Duke d. Maryland 73-72.

All-Tournament - First Team - Albert King, Md.; Gene Banks, Duke; Mike Gminski, Duke; Al Wood, UNC; Greg Manning, Md.
Second Team - Vince Taylor, Duke; Billy Williams, Clem.; Brook Steppe, GT; Buck Williams, Md.; Ernest Graham, Md.
Everett Case Award - Albert King, Maryland (27.0 points; 6.3 rebounds)

All-Atlantic Coast Conference

First Team • unanimous

Charles Whitney, Sr., NCS	270
Albert King, Jr., Md.	265
Mike Gminski, Sr., Duke	253
Mike O'Koren, Sr., UNC	186
Billy Williams, Sr., Clem.	186

Second Team

Jeff Lamp, Jr., UVa	167
Gene Banks, Jr., Duke	142
Buck Williams, So., Md.	130
Greg Manning, Jr., Md.	127
Al Wood, Jr., UNC	121

Player of the Year: Albert King, Jr., Md. (71); Hawkeye Whitney, Sr., NCS (26); Mike Gminski, Sr, Duke, Greg Manning, Jr., Md., Mike O'Koren, Sr., UNC, Jeff Lamp, Jr., UVa, and Buck Williams, So, Md. also received votes.
Coach of the Year: Lefty Driesell, Md. (89); Norm Sloan, NCS (9).
Rookie of the Year: Ralph Sampson, UVa (88); Sydney Lowe, NCS (16).

Statistical Leaders

Scoring (NCAA rank)

Albert King, Jr., Md.	(29)	21.7
Mike Gminski, Sr., Duke	(33)	21.3
Al Wood, Jr., UNC		19.0
Brook Steppe, Jr., GT		18.9
Hawkeye Whitney, Sr., NCS		18.6

Rebounding

Ralph Sampson, Fr., UVa	(15)	11.2
Mike Gminski, Sr., Duke	(20)	10.9
Buck Williams, So., Md.		10.1
Larry Nance, Jr., Clem.		8.1
Gene Banks, Jr., Duke		8.5

NCAA STATS: Maryland's Greg Manning (.643) was sixth in field goal percentage and fourth in free throw accuracy (.908) ... teammate Buck Williams (.606) was 22nd in field goal percentage.

1981

North Carolina - ACC Champion
Ralph Sampson, UVa - ACC Player of the Year
Sam Perkins, UNC - ACC Rookie of the Year
Terry Holland, UVa - ACC Coach of the Year

North Carolina claimed its ninth ACC Tournament championship and rode the momentum all the way to the national title game … the Tar Heels edged Maryland 61-60 in the ACC tourney final at Landover, Md., as freshman Sam Perkins earned MVP honors … the win came one night after UNC edged Wake Forest 58-57 in the semifinals … the NCAA Tournament saw the Tar Heels advance to the national semifinals, where they faced fellow ACC team Virginia, marking the first time the Final Four had included two ACC teams … Virginia had swept UNC in both regular-season meetings for the first time ever, but the third meeting saw Al Wood pour in a career-high 39 points to lead the Tar Heels to a 78-65 win … UNC fell to Indiana in the national title game two nights later … that contest was played a few hours after President Reagan had been wounded in an assassination attempt and there had been talk of postponement … Wake Forest and Maryland also made the NCAA field … the season marked the arrival of two first-year coaches - 33-year-old Mike Krzyzewski at Duke and 34-year-old Jim Valvano at NC State … three officials were used in all league games for the first time ... Wake Forest started the season 14-0, its best start since a 15-0 mark to start 1926-27 ... Clemson defeated West Virginia Tech 124-70 (D16); the Tigers opened the game with a 35-4 run ... Brook Steppe, Georgia Tech's leading scorer (18.9) the year before, missed the entire season ... Max Perry handed out 15 of his 77 career assists in NC State's 77-52 win over East Carolina (J24).

1980-81 Final Standings

Team	AP	UPI	ACC W	ACC L	ACC For	ACC Opp	Overall W	Overall L	Overall For	Overall Opp
Virginia	5	3	13	1	72.9	60.2	29	4	73.3	60.6
North Carolina	6	6	10	4	72.6	63.6	29	8	71.9	63.4
Wake Forest	11	14	9	5	72.4	68.4	22	7	77.3	65.1
Maryland	18	20	8	6	71.0	69.3	21	10	75.9	69.8
Clemson			8	8	65.4	67.1	20	11	75.5	66.8
Duke			6	8	65.4	65.7	17	13	69.9	66.9
NC State			4	10	64.0	65.4	14	13	66.2	63.1
Georgia Tech			0	14	56.1	80.0	4	23	55.7	71.5

vs. Non-Conference: 90-21 (.811) **vs. Non-ACC Ranked Teams:** 8-7
NCAA: (4 teams: 9-4) **NIT:** (2 teams: 3-2)
Teams Ranked During Season: Clemson, Maryland, N. Carolina, Virginia, W. Forest

1981 ACC Tournament, Landover, Md. (March 5-6-7)

Quarterfinals - #3 Wake Forest d. #6 Clemson 80-71; #1 Virginia d. #8 Georgia Tech 76-47; #2 North Carolina d. #7 NC State 69-54; #4 Maryland d. #5 Duke 56-53.
Semifinals - Maryland d. Virginia 85-62; North Carolina d. Wake Forest 58-57.
Finals - North Carolina d. Maryland 61-60.

All-Tournament - First Team - Sam Perkins, UNC; Frank Johnson, WF; Albert King, Md.; James Worthy, UNC; Buck Williams, Md.
Second Team - Ernest Graham, Md.; Jeff Lamp, UVa; Al Wood, UNC; Larry Nance, Clem.; Jimmy Black, UNC.
Everett Case Award - Sam Perkins, North Carolina (17.7 points; 8.3 rebounds)

All-Atlantic Coast Conference

First Team • unanimous

Ralph Sampson, So., UVa	239
Al Wood, Sr., UNC	236
Jeff Lamp, Sr., UVa	223
Frank Johnson, Sr., WF	218
Gene Banks, Sr., Duke	184

Second Team

Buck Williams, Jr., Md.	161
Albert King, Sr., Md.	147
James Worthy, So., UNC	105
Larry Nance, Sr., Clem.	56
Sidney Lowe, So., NCS	53

Player of the Year: Ralph Sampson, So., UVa (79); Jeff Lamp, Sr., UVa, Gene Banks, Sr., Duke, Al Wood, Sr., UNC, Frank Johnson, Sr. WF and Buck Williams, Jr., Md. also received votes.
Coach of the Year: Terry Holland, UVa (32); Carl Tacy, WF (28); Dean Smith, UNC (26).
Rookie of the Year: Sam Perkins, UNC (85); Othell Wilson, UVa, Vincent Hamilton, Clem and Clark Bynum, Clem also received votes.

Statistical Leaders

Scoring (NCAA rank)

Gene Banks, Sr., Duke		18.5
Jeff Lamp, Sr., UVa		18.2
Al Wood, Sr., UNC		18.1
Albert King, Sr., Md.		17.7
Ralph Sampson, So., Va.		17.7

Rebounding

Buck Williams, Jr., Md.	(8)	11.7
Ralph Sampson So. UVa	(10)	11.5
James Worthy, So., UNC		8.4
Sam Perkins, Fr., UNC		7.8
Larry Nance, Sr., Clem.		7.6

NCAA STATS: Maryland's Buck Williams finishes fourth in field goal percentage (.647) ... Virginia's Jeff Lamp (.865) is 16th in free throw percentage.

1982

North Carolina - ACC Champion & National Champion
Ralph Sampson, UVa - ACC Player of the Year
Michael Jordan, UNC - ACC Rookie of the Year
Terry Holland, UVa - ACC Coach of the Year

On the 25th anniversary of its first NCAA title, **North Carolina** came away with the big prize again … freshman Michael Jordan's 16-foot jump shot with 17 seconds remaining and junior James Worthy's steal with six seconds to play proved the difference as the Tar Heels edged Georgetown 63-62 in the NCAA title game at the Superdome in New Orleans … the heroics delivered the first NCAA championship to head coach Dean Smith … with 28 points in the title game, Worthy was named the MVP … Worthy later decided to enter the 1982 NBA Draft and was the No. 1 pick of the Los Angeles Lakers … UNC also captured the ACC Tournament championship with a 47-45 win over Virginia in the title game … the season marked the coaching debut of Bobby Cremins at Georgia Tech ... in Cremins' first game, the Jackets shot a school-record .729 from the floor en route to beating Presbyterian 82-66 ... Tech later snapped a 16-game ACC losing streak by beating Maryland 45-43 at Cole Field House (D23) … Virginia junior Ralph Sampson led the ACC with 18 double-doubles and was the consensus National Player of the Year for the second year in a row … the NCAA Tournament field included UNC, Virginia, Wake Forest and NC State ... Virginia's Terry Holland was named ACC Coach of the Year for the second year in a row ... the Cavaliers led the ACC in scoring (70.7) for the first time in 27 years ... North Carolina's Michael Jordan averaged 13.5 points per game and was named ACC Rookie of the Year ... Maryland's Adrian Branch became the first freshman to lead the team in scoring (15.2).

1981-82 Final Standings

			ACC				Overall			
Team	AP	UPI	W	L	For	Opp	W	L	For	Opp
North Carolina	1	1	12	2	65.4	56.4	32	2	66.7	55.4
Virginia	3	3	12	2	65.1	57.1	30	4	70.7	57.2
Wake Forest	18	19	9	5	62.5	58.1	21	9	67.8	58.2
NC State			7	7	52.7	50.9	22	10	57.5	49.1
Maryland			5	9	52.7	55.9	16	13	61.3	58.8
Clemson			4	10	61.6	66.1	14	14	69.6	65.2
Duke			4	10	60.4	68.3	10	17	64.0	70.0
Georgia Tech			3	11	53.6	61.2	10	16	59.4	60.7

vs. Non-Conference: 92-22 (.807) **vs. Non-ACC Ranked Teams:** 5-4
NCAA: (4 teams: 7-3 - North Carolina Champion) **NIT:** (2 teams: 1-2)
Teams Ranked During Season: North Carolina, NC State, Virginia, Wake Forest

1982 ACC Tournament, Greensboro, N.C. (March 5-6-7)

Quarterfinals - #1 North Carolina d. #8 Georgia Tech 55-39; #4 NC State d. #5 Maryland 40-28; #2 Virginia d. #7 Clemson 56-54; #3 Wake Forest d. #6 Duke 88-53.
Semifinals - North Carolina d. NC State 58-46; Virginia d. Wake Forest 51-49 (ot).
Finals - North Carolina d. Virginia 47-45.

All-Tournament - First Team - James Worthy, UNC; Ralph Sampson, UVa; Michael Jordan, UNC; Sam Perkins, UNC; Mike Helms, WF.
Second Team - Vince Hamilton, Clem.; Ricky Stokes, UVa; Jim Johnstone, WF; Dereck Whittenburg, NCS; Matt Doherty, UNC.
Everett Case Award - James Worthy, North Carolina (13.3 points; 8.7 rebounds)

All-Atlantic Coast Conference

First Team • unanimous

Ralph Sampson, Jr., UVa	• 232
James Worthy, Jr., UNC	231
Sam Perkins, So., UNC	216
Vince Taylor, Sr., Duke	207
Othell Wilson, So., UVa	169

Second Team

Brook Steppe, Sr., GT	142
Thurl Bailey, Jr., NCS	91
Vince Hamilton, So., Clem.	80
Dereck Whittenburg, Jr., NCS	78
Jim Johnstone, Sr., WF	62

Player of the Year: Ralph Sampson, Jr., UVa (69); James Worthy, Jr. UNC (33).
Coach of the Year: Terry Holland, UVa (49); Dean Smith, UNC (24); Jim Valvano, NCS (14); Lefty Driesell, Md. (11).
Rookie of the Year: Michael Jordan, UNC (78); Adrian Branch, Md. (24)

Statistical Leaders

Scoring (NCAA rank)

Vince Taylor, Sr., Duke	(33)	20.3
Brook Steppe, Sr., GT		17.8
Ralph Sampson, Jr., UVa		15.8
James Worthy, Jr., UNC		15.6
Adrian Branch, Fr, Md.		15.2

Rebounding

Ralph Sampson, Jr., UVa	(15)	11.4
Sam Perkins, So., UNC		7.8
Herman Veal, So., Md.		7.3
Charles Pittman, Sr., Md.		7.3
Thurl Bailey, Jr., NCS		6.7

NCAA STATS: Duke's Chip Engelland is 10th in free throw percentage (.875) ... NC State finishes second in scoring defense (49.1); North Carolina (55.4) is 11th ... Virginia is ranked fourth in scoring margin (13.5) and North Carolina (11.3) is 13th ... Maryland is sixth in free throw percentage (.751).

1983

NC State - ACC Champion & National Champion
Ralph Sampson, UVa - ACC Player of the Year
Mark Price, GT - ACC Rookie of the Year
Bobby Cremins, GT - ACC Coach of the Year

The "Cardiac Pack" of **NC State** earned its place among sports' greatest stories with its near-miracle run to the NCAA championship … after winning an ACC Tournament that included upsets of top-five opponents North Carolina and Virginia, State embarked on a run through the West Regional that included comeback wins over Pepperdine, UNLV and Virginia again (in the regional final) … following a win over Georgia in the NCAA semifinals at Albuquerque, N.M., State upset a heavily favored Houston team that featured Akeem Olajuwon and Clyde Drexler … the winning points came in unlikely fashion, as forward Lorenzo Charles grabbed a desperation 30-foot air ball by Dereck Whittenburg and slammed it home to produce a 54-52 win … Virginia's senior All-America center Ralph Sampson was named consensus National Player of the Year for a third straight time … North Carolina finished atop the ACC regular-season standings and won 28 games after starting out 0-2 for the first time since 1928-29 ... the ACC adopted two experimental rules for the 1982-83 season: a 3-point basket from a 19-foot distance and a 30-second shot clock ... the average number of points scored in ACC games improved from 59.3 per team in 1982 to 78.2 per team in 1983 ... NC State's Sidney Lowe became the ACC's all-time leader in assists with 762 ... for the first time, Virginia led the ACC in field goal percentage (.523) ... eight of Clemson's 12 ACC losses were by six points or less ... North Carolina snapped Virginia's 34-game home winning streak with a 101-95 victory (J15).

1982-83 Final Standings

			ACC				Overall			
Team	AP	UPI	W	L	For	Opp	W	L	For	Opp
North Carolina	8	8	12	2	86.8	79.4	28	8	80.7	68.6
Virginia	4	4	12	2	89.4	77.1	29	5	83.6	68.9
Maryland			8	6	78.6	77.7	20	10	74.1	71.4
NC State	16	14	8	6	82.8	78.9	26	10	74.2	67.6
Wake Forest			7	7	82.0	85.5	20	12	79.3	74.0
Georgia Tech			4	10	65.7	73.7	13	15	71.8	73.2
Duke			3	11	86.9	94.3	11	17	80.2	83.7
Clemson			2	12	78.9	85.1	11	20	75.6	78.0

vs. Non-Conference: 94-32 (.746) **vs. Non-ACC Ranked Teams:** 12-11
NCAA: (4 teams: 11-3 - NC State Champion) **NIT:** (3 teams: 3-3)
Teams Ranked During Season: North Carolina, NC State, Virginia, Wake Forest

1983 ACC Tournament, Atlanta, Ga. (March 11-12-13)

Quarterfinals - #1 North Carolina d. #8 Clemson 105-79; #4 NC State d. #5 Wake Forest 71-70; #2 Virginia d. #7 Duke 109-66; #6 Georgia Tech d. #3 Maryland 64-58 (ot).
Semifinals - NC State d. North Carolina 91-84 (ot); Virginia d. Georgia Tech 96-67.
Finals - NC State d. Virginia 81-78.

All-Tournament - First Team - Thurl Bailey, NCS; Ralph Sampson, UVa; Sidney Lowe, NCS; Othell Wilson, UVa; Dereck Whittenburg, NCS.
Second Team - Mark Price, GT; Michael Jordan, UNC; Matt Doherty, UNC; Lorenzo Charles, NCS; Sam Perkins, UNC.
Everett Case Award - Sidney Lowe, NC State (18.3 points; 4.3 assists)

All-Atlantic Coast Conference

First Team • unanimous

Ralph Sampson, Sr., UVa	• 284
Michael Jordan, So., UNC	• 284
Sam Perkins, Jr., UNC	282
Thurl Bailey, Sr., NCS	191
Sidney Lowe, Sr., NCS	166

Second Team

Othell Wilson, Jr., UVa	162
Ben Coleman, Jr., Md.	158
Adrian Branch, So., Md.	157
Mark Price, Fr., GT	149
Johnny Dawkins, Fr., Duke	117

Player of the Year: Ralph Sampson, Sr., UVa (75); Michael Jordan, So., UNC (61); Sam Perkins, Jr., UNC (2).
Coach of the Year: Bobby Cremins, GT (61); Dean Smith, UNC (25); Lefty Driesell, Md. (24); Jim Valvano, NCS (21); Terry Holland, UVa (6); Bill Foster, Clem (1).
Rookie of the Year: Mark Price, GT (83); Johnny Dawkins, Duke (53); Ernie Myers, NCS (1).

Statistical Leaders

Scoring (NCAA rank)

Mark Price, Fr., GT	(40)	20.3
Michael Jordan, So., UNC	(62)	20.0
Ralph Sampson, Sr.,	(64)	19.1
Adrian Branch, So., Md.		18.7
Johnny Dawkins, Fr., Duke		18.1

Rebounding

Ralph Sampson, Sr., UVa	11.7
Sam Perkins, Jr., UNC	9.4
Anthony Teachey, Jr., WF	8.5
Ben Coleman, Jr., Md.	8.1
Thurl Bailey, Sr., NCS	7.7

NCAA STATS: Georgia Tech's Mark Price is the first freshman to lead the ACC in scoring but is omitted from the final NCAA statistical release ... Price's 20.3 per game average ranks him third among freshmen and 40th overall nationally.

1984

Maryland - ACC Champion
Michael Jordan, UNC - ACC Player of the Year
Bruce Dalrymple, GT - ACC Rookie of the Year
Mike Krzyzewski, Duke - ACC Coach of the Year

Led by tournament MVP Len Bias' 26-point explosion, **Maryland** raced by Duke 74-62 to capture its first ACC title in 26 years and second overall ... Duke reached the finals with a 77-75 upset of top-ranked North Carolina, which had posted a 14-0 ACC mark during the regular season behind National Player of the Year Michael Jordan and fellow All-American Sam Perkins … the NCAA field was expanded from 53 teams to 64 ... Maryland, Duke, North Carolina, Virginia and Wake Forest earned NCAA Tournament bids … Virginia, which posted a 17-11 regular-season record a year following All-America center Ralph Sampson's graduation, was seeded seventh in the East Regional … the Cavaliers responded by reaching their second Final Four in four seasons before losing to Houston 49-47 in overtime in the national semifinal at Seattle … Wake Forest's Anthony Teachey and North Carolina's Sam Perkins led the ACC with 17 double-doubles each ... UNC's Dean Smith picked up his 500th career victory with an 88-75 win over Stanford (D3) while Charles "Lefty" Driesell won his 100th game at Maryland with a 108-65 win against Johns Hopkins (N26) ... Georgia Tech's Mark Price had a 24-game streak of scoring 10 or more points ended in a 67-56 win over Pepperdine (D16) ... NC State's Spud Webb had seven games with 10 or more assists ... Wake Forest played an ACC record seven overtime games, including three in a row (F2-F8); the Deacons went 6-1 in the extra sessions games.

1983-84 Final Standings

Team	AP	UPI	W	ACC L	ACC For	ACC Opp	Overall W	Overall L	Overall For	Overall Opp
North Carolina	1	1	14	0	81.9	67.0	28	3	80.1	64.8
Maryland	11	10	9	5	73.6	71.6	24	8	74.7	67.2
Duke	14	14	7	7	73.4	76.1	24	10	77.2	72.3
Wake Forest	19	x	7	7	75.3	75.6	23	9	74.6	66.8
Georgia Tech			6	8	65.1	69.1	18	11	69.8	64.5
Virginia			6	8	70.7	69.7	21	12	66.6	61.5
NC State			4	10	64.4	69.7	19	14	70.6	67.1
Clemson			3	11	67.9	73.3	14	14	71.5	68.1

vs. Non-Conference: 108-18 (.857) **vs. Non-ACC Ranked Teams:** 6-5
NCAA: (5 teams: 8-5) **NIT:** (2 teams: 0-2)
Teams Ranked During Season: Duke, Ga. Tech, Maryland, No. Carolina, NC State, Virginia, W. Forest

1984 ACC Tournament, Greensboro, N.C. (March 9-10-11)

Quarterfinals - #1 North Carolina d. #8 Clemson 78-66; #4 Duke d. #5 Georgia Tech 67-63 (ot); #2 Maryland d. #7 NC State 69-63; #3 Wake Forest d. #6 Virginia 63-51.
Semifinals - Duke d. North Carolina 77-75; Maryland d. Wake Forest 66-64.
Finals - Maryland d. Duke 74-62.

All-Tournament - First Team - Len Bias, Md.; Mark Alarie, Duke; Johnny Dawkins, Duke; Matt Doherty, UNC; Ben Coleman, Md.
Second Team - Adrian Branch, Md.; Michael Jordan, UNC; Murray Jarman, Clem.; Anthony Teachey, WF; Mark Price, GT.
Everett Case Award - Len Bias, Maryland (18.7 points, 6.0 rebounds)

All-Atlantic Coast Conference

First Team • unanimous
Michael Jordan, Jr., UNC ..... • 256
Sam Perkins, Sr., UNC ..... • 256
Lorenzo Charles, Jr., NCS 239
Mark Alarie, So., Duke 185
Mark Price, So., GT 177

Second Team
Ben Coleman, Sr., Md. 167
Johnny Dawkins, So., Duke 157
Anthony Teachey, Sr., WF 139
Othell Wilson, Sr., UVa 130
Kenny Green, So., WF 85

Player of the Year: Michael Jordan, Jr., UNC (113); Sam Perkins, Sr., UNC (15); Lorenzo Charlies, Jr., NCS (2).
Coach of the Year: Mike Krzyzewski, Duke (73); Dean Smith, UNC (34); Bobby Cremins, GT (17); Lefty Driesell, Md. (6).
Rookie of the Year: Bruce Dalrymple, GT (74); Kenny Smith, UNC (29); Tommy Amaker, Duke (20); Olden Polynice, UVa (5).

Statistical Leaders

Scoring (NCAA rank)
Michael Jordan, Jr., UNC ..... (55) 19.6
Johnny Dawkins, So., Duke ... (62) 19.4
Lorenzo Charles, Jr., NCS 18.0
Kenny Green, So., WF 17.8
Sam Perkins, Sr., UNC 17.6

Rebounding
Anthony Teachey, Sr., WF .... (26) 10.0
Sam Perkins, Sr., UNC 9.6
Cozell McQueen, Jr., NCS 9.0
Ben Coleman, Sr., Md. 8.4
Lorenzo Charles, Jr., NCS 8.3

NCAA STATS: North Carolina is second in scoring margin (15.3), second in field goal percentage (.543) and second in free throw percentage (.783) ...Maryland's Ben Coleman is 20th in field goal accuracy (.608).

1985

Georgia Tech - ACC Champion
Len Bias, Maryland - ACC Player of the Year
Duane Ferrell, GT - ACC Rookie of the Year
Bobby Cremins GT - ACC Coach of the Year

The ACC Tournament returned to Atlanta for the second time in three seasons, and **Georgia Tech** didn't disappoint the home crowd … led by tournament MVP Mark Price, the Yellow Jackets captured their first ACC championship, turning back North Carolina 57-54 in the title game … the Tournament capped a highly competitive season that concluded with a three-way tie for first place among Georgia Tech, UNC and NC State with 9-5 ACC records, and Duke and Maryland just one game back at 8-6 … each of those teams competed in the NCAA Tournament with Tech, UNC and NC State each reaching the finals of their respective regions … Duke lost in the second round to future ACC member Boston College 74-73; the Eagles were coached by former Maryland guard and future Terrapin head coach Gary Williams ... the ACC's other three teams qualified for the NIT, as every team in the conference posted a winning record … the season marked the Clemson debut of Cliff Ellis, who became the first Tiger head coach to win his ACC opener when his team beat Georgia Tech 90-81 (J8) … Georgia Tech's Duane Ferrell became the third straight Yellow Jacket to be voted ACC Rookie of the Year … Maryland's Len Bias won the first of two straight ACC Player of the Year awards after leading the league in scoring (18.9) … UNC's Brad Daugherty recorded 17 "double doubles" … Maryland's Keith Gatlin had eight games with 10 or more assists … Gatlin went 14-of-15 from the floor en route to 28 points in a 71-64 loss to Clemson (F17).

1984-85 Final Standings

Team	AP	UPI	W	ACC L	ACC For	ACC Opp	Overall W	Overall L	Overall For	Overall Opp
Georgia Tech	6	6	9	5	65.1	63.6	27	8	69.9	60.9
North Carolina	7	7	9	5	71.8	67.9	27	9	73.5	66.0
NC State	16	18	9	5	67.8	66.2	23	10	73.3	65.0
Duke	10	12	8	6	77.0	74.1	23	8	78.9	67.9
Maryland			8	6	65.9	65.9	25	12	70.3	65.0
Clemson			5	9	69.7	74.7	16	13	75.0	71.0
Wake Forest			5	9	70.8	70.6	15	14	73.1	68.7
Virginia			3	11	59.4	64.5	17	16	61.2	59.6

vs. Non-Conference: 109-26 (.807) **vs. Non-ACC Ranked Teams:** 3-5
NCAA: (5 teams: 2-5) **NIT:** (3 teams: 2-3)
Teams Ranked During Season: Duke, Georgia Tech, Maryland, North Carolina, NC State

1985 ACC Tournament, Atlanta, Ga. (March 8-9-10)

Quarterfinals - #1 Georgia Tech d. #8 Virginia 55-48; #4 Duke d. #5 Maryland 86-73; #2 North Carolina d. #7 Wake Forest 72-61 (ot); #3 NC State d. #6 Clemson 70-63.
Semifinals - Georgia Tech d. Duke 75-64; North Carolina d. NC State 57-51.
Finals - Georgia Tech d. North Carolina 57-54.

All-Tournament - First Team -Mark Price, GT; Brad Daugherty, UNC; Bruce Dalrymple, GT; Kenny Smith, UNC; Johnny Dawkins, Duke.
Second Team - John Salley, GT; Anthony "Spud" Webb, NCS; Jay Bilas, Duke; Delaney Rudd, WF; Yvon Joseph, GT.
Everett Case Award - Mark Price, Georgia Tech (16.7 points, 5.3 assists)

All-Atlantic Coast Conference

First Team • unanimous
Len Bias, Jr., Md. ..... • 246
Lorenzo Charles, Sr., NCS ..... • 246
Mark Price, Jr., GT 223
Johnny Dawkins, Jr., Duke 199
Brad Daugherty, Jr., UNC 194

Second Team
Kenny Green, Jr., WF 155
Mark Alarie, Jr., Duke 138
John Salley, Jr., GT 127
Adrian Branch, Sr., Md. 85
Kenny Smith, So., UNC 67

Player of the Year: Len Bias, Jr., Md. (54); Lorenzo Charles, Sr., NCS (28); Brad Daugherty, Jr. UNC (4); Johnny Dawkins, Jr. Duke (2); Kenny Green, Jr., WF (2); John Salley, Jr. GT (1); Adrian Branch, Sr., Md. (1).
Coach of the Year: Bobby Cremins, GT (43); Dean Smith, UNC (35); Jim Valvano, NCS (21); Mike Krzyzewski, Duke (20); Cliff Ellis, Clem (20); Carl Tacy, WF (3); Lefty Driesell, Md. (2).
Rookie of the Year: Duane Ferrell, GT (78); Mel Kennedy, UVa (20); Derrick Lewis, Md. (13); Charlie Thomas, WF (6); Grayson Marshall, Clem (4); Kevin Strickland, Duke (1).

Statistical Leaders

Scoring (NCAA rank)
Len Bias, Jr., Md. 18.9
Johnny Dawkins, Jr., Duke 18.8
Adrian Branch, Sr., Md. 18.1
Lorenzo Charles, Sr., NCS 18.1
Brad Daugherty, Jr., UNC 17.3

Rebounding
Brad Daugherty, Jr., UNC 9.7
Kenny Green, Jr., WF 8.3
Olden Polynice, So., Va. 7.6
John Salley, Jr., GT 7.1
Vincent Hamilton, Sr., Clem. 6.9

NCAA STATS: Georgia Tech's John Salley is sixth in field goal percentage (.627) ... Wake Forest sophomore Tyrone (Muggsy) Bogues is 12th in assists (7.1).

1986

Duke - ACC Champion
Len Bias, Maryland - ACC Player of the Year
Tom Hammonds, GT - ACC Rookie of the Year
Mike Krzyzewski, Duke - ACC Coach of the Year

Duke captured the school's first ACC Tournament championship since 1980, edging Georgia Tech 68-67 in the title game … the Blue Devils advanced to the NCAA title game, where a four-point loss to Louisville in Dallas ended a 37-3 season … Duke finished atop a conference that included fellow top-10 teams Georgia Tech and North Carolina … Duke started the season 17-0 before dropping a 95-92 decision at North Carolina in the first game played in the Student Activities Center (now the Dean E. Smith Center), a 21,000-plus facility that replaced Carmichael Auditorium … UNC bid farewell to Carmichael with a 90-79 win over NC State (J4) … NC State coach Jim Valvano called for the ball at the end of the game and jokingly tossed in a layup to represent the "last basket" scored in the arena (the Wolfpack's Nate McMillan scored the "real" last basket, and the final Tar Heel field goal was by Buzz Peterson) … the NBA Draft saw ACC players go 1, 2 and 3 overall, with UNC's Brad Daugherty going first to Cleveland, Maryland's Len Bias second to Boston and NC State's Chris Washburn third to Golden State; Duke's Johnny Dawkins and Mark Alarie and Georgia Tech's John Salley were other first-round selections ... Clemson's Grayson Marshall set an ACC record with 20 assists in an 83-57 win over Maryland-Eastern Shore (N25) ... Tom Hammonds was selected as the ACC Rookie of the Year, marking the fourth-straight year a Yellow Jacket had won the award.

1985-86 Final Standings

Team	AP	UPI	W	ACC L	ACC For	ACC Opp	Overall W	Overall L	Overall For	Overall Opp
Duke	1	1	12	2	79.4	70.6	37	3	79.9	67.2
Georgia Tech	6	6	11	3	71.1	65.9	27	7	75.1	63.6
North Carolina	8	8	10	4	80.9	75.0	28	6	86.6	69.0
NC State			7	7	64.5	65.4	21	13	70.6	63.2
Virginia			7	7	68.7	66.7	19	11	70.4	64.9
Maryland			6	8	68.3	69.0	19	14	70.4	65.6
Clemson			3	11	68.9	73.6	19	15	74.9	67.5
Wake Forest			0	14	55.2	70.6	8	21	59.8	67.3

vs. Non-Conference: 115-27 (.810) **vs. Non-ACC Ranked Teams:** 13-9
NCAA: (6 teams: 13-6) **NIT:** (1 team: 2-1)
Teams Ranked During Season: Duke, Georgia Tech, Maryland N. Carolina, NC State, Virginia

1986 ACC Tournament, Greensboro, N.C. (March 7-8-9)

Quarterfinals - #1 Duke d. #8 Wake Forest 68-60; #5 Virginia d. #4 NC State 64-62; #2 Georgia Tech d. #7 Clemson 79-61; #6 Maryland d. #3 North Carolina 85-75.
Semifinals - Duke d. Virginia 75-70; Georgia Tech d. Maryland 64-62.
Finals - Duke d. Georgia Tech 68-67.

All-Tournament - First Team - Johnny Dawkins, Duke; Duane Ferrell, GT; Len Bias, Md.; Mark Alarie, Duke; David Henderson, Duke.
Second Team - John Salley, GT; Mark Price, GT; Tom Hammonds, GT; Tom Sheehey, UVa; Olden Polynice, UVa.
Everett Case Award - Johnny Dawkins, Duke (20.0 points, 4.7 rebounds, 4.3 assists)

All-Atlantic Coast Conference

First Team • unanimous
Len Bias, Sr., Md. ..... • 250
Brad Daugherty, Sr., UNC 249
Johnny Dawkins, Sr., Duke 243
Mark Price, Sr., GT 236
Mark Alarie, Sr., Duke 201

Second Team
Olden Polynice, Jr., UVa 134
Chris Washburn, So., NCS 111
Kenny Smith, Jr., UNC 82
Steve Hale, Sr., UNC 75
John Salley, Sr., GT 64

Player of the Year: Len Bias, Sr., Md. (81); Johnny Dawkins, Sr., Duke (40); Brad Daugherty, Sr., UNC (5); Mark Price, Sr., GT (5); Mark Alarie, Sr., Duke (1); David Henderson, Sr., Duke (1).
Coach of the Year: Mike Krzyzewski, Duke (80); Terry Holland, UVa (31); Jim Valvano, NCS (11); Dean Smith, UNC (6); Bobby Cremins, GT (3); Lefty Driesell, Md. (1); Cliff Ellis, Clem (1).
Rookie of the Year (5+): Tom Hammonds, GT (120); Jeff Lebo, UNC (8)

Statistical Leaders

Scoring (NCAA rank)
Len Bias, Sr., Md. ..... (8) 23.2
Johnny Dawkins, Sr., Duke ... (46) 20.2
Brad Daugherty, Sr., UNC .... (47) 20.2
Chris Washburn, So. NCS 17.6
Mark Alarie, Sr., Duke 17.2

Rebounding
Horace Grant, Jr., Clem..... (10) 10.5
Brad Daugherty, Sr., UNC 9.0
Olden Polynice, Jr., Va. 8.0
Len Bias, Sr., Md. 7.0
Chris Washburn, So., NCS 6.7

NCAA STATS: UNC's Brad Daugherty is the first ACC player to lead the nation in field goal percentage (.648) ... Wake's Tyrone (Muggsy) Bogues is third in assists (8.4).

1987

NC State - ACC Champion
Horace Grant, Clemson - ACC Player of the Year
J.R. Reid, UNC - ACC Rookie of the Year
Cliff Ellis, Clemson - ACC Coach of the Year

Four years after their improbable NCAA championship, coach Jim Valvano and the **NC State Wolfpack** rediscovered the magic … after struggling to a sixth-place regular-season finish, the Wolfpack won the ACC Tournament with a 68-67 win over a top-ranked North Carolina team that had posted a 14-0 ACC record during the regular season … tournament MVP Vinny Del Negro's free throws provided the Wolfpack with its winning margin … the title was the Wolfpack's 10th, tying UNC for tops in the league … Maryland's Bob Wade became the league's first African-American head coach … Clemson stormed to a 17-0 overall and 4-0 ACC start for the first time in program history, and the Tigers' Cliff Ellis was voted coach of the year … six ACC teams played in the NCAA Tournament but each fell short in its bid for the Final Four … the Tar Heels tied the school record for wins (32) held by the 1957 and 1982 NCAA title teams ... for the first time as a member of the ACC, Virginia had five players average in double figures ... Wake Forest's 5'3" guard Tyrone "Muggsy" Bogues was a first-team All-ACC selection ... Maryland's Derrick Lewis turned in the league's eighth triple-double with 29 points, 23 rebounds and 12 blocked shots in a 90-76 win over James Madison (J28) ... Lewis became the only player in ACC history to be named first-team All-ACC while playing for a team that finished winless in league play ... Clemson posted a 73-point win, 112-39, over Armstrong State (D17) ... Wake Forest snapped a 22-game ACC losing streak with a 69-58 win over Maryland (F2).

1986-87 Final Standings

Team	AP	UPI	W	ACC L	ACC For	ACC Opp	Overall W	Overall L	Overall For	Overall Opp
North Carolina	2	3	14	0	91.1	75.5	32	4	91.3	74.9
Clemson	13	15	10	4	82.9	81.1	25	6	86.1	71.5
Duke	17	x	9	5	73.8	69.7	24	9	77.2	67.3
Virginia			8	6	71.0	70.5	21	10	74.2	68.4
Georgia Tech			7	7	71.1	72.2	16	13	70.7	68.5
NC State			6	8	72.2	73.4	20	15	77.5	74.8
Wake Forest			2	12	66.4	74.9	14	15	68.9	68.1
Maryland			0	14	68.1	79.2	9	17	71.7	73.3

vs. Non-Conference: 98-26 (.790) **vs. Non-ACC Ranked Teams:** 5-12
NCAA: (6 teams: 5-6) **NIT:** (1 team: 2-1)
Teams Ranked During Season: Clemson, Duke, Ga. Tech, N. Carolina, NC State

1987 ACC Tournament, Landover, Md. (March 6-7-8)

Quarterfinals - #1 North Carolina d. #8 Maryland 82-63; #4 Virginia d. #5 Georgia Tech 55-54; #7 Wake Forest d. #2 Clemson 69-62; #6 NC State d. #3 Duke 71-64 (ot).
Semifinals - North Carolina d. Virginia 84-82 (2ot); NC State d. Wake Forest 77-73 (2ot)
Finals - NC State d. North Carolina 68-67.

All-Tournament - First Team - Tyrone Bogues, WF; Vinny Del Negro, NCS; Andrew Kennedy, UVa; Jeff Lebo, UNC; Joe Wolf, UNC.
Second Team - Bennie Bolton, NCS; Chucky Brown, NCS; J.R. Reid, UNC; Charles Shackleford, NCS; Kenny Smith, UNC.
Everett Case Award - Vinny Del Negro, NC State (14.0 points, 7.7 rebounds)

All-Atlantic Coast Conference

First Team • unanimous
Horace Grant, Sr., Clem. 245
Kenny Smith, Sr., UNC 242
Joe Wolf, Sr., UNC 184
Derrick Lewis, Jr., Md. 182
Tyrone Bogues, Jr., WF 160

Second Team
J.R. Reid, Fr., UNC 159
Danny Ferry, So., Duke 129
Andrew Kennedy, Sr., UVa 117
Tommy Amaker, Sr., Duke 115
Duane Ferrell, Jr., GT 89

Player of the Year: Horace Grant, Sr., Clem (102); Kenny Smith, Sr., UNC (27); Derrick Lewis, Jr. Md. (7); Tyrone "Muggsy" Bogues, Sr., WF (2); Joe Wolf, Sr., UNC (2).
Coach of the Year: Cliff Ellis, Clem (64); Mike Krzyzewski, Duke (44); Dean Smith, UNC (27); Terry Holland, UVa (2); Bob Staak, WF (2); Bob Wade, Md. (1).
Rookie of the Year: J.R. Reid, UNC (135); Sam Ivy, WF (5).

Statistical Leaders

Scoring (NCAA rank)
Horace Grant, Sr., Clem. ..... (53) 21.0
Derrick Lewis, Jr., Md. 19.6
Duane Ferrell, Jr., GT 17.9
Kenny Smith, Sr., UNC 16.9
Andrew Kennedy, Sr., UVa. 16.5

Rebounding
Horace Grant, Sr., Clem. ..... (28) 9.6
Derrick Lewis, Jr., Md. 9.5
Danny Ferry, So., Duke 7.8
Charles Shackleford, So., NCS 7.6
Andrew Kennedy, Sr., UVa. 7.5

NCAA STATS: Wake's Tyrone (Muggsy) Bogues is fourth in assists (8.4) ... Clemson's Michael Tait finishes 10th in 3-point field goal percentage (.515) while teammate Horace Grant is third among field goal percentage leaders (.656).

1988

Duke - ACC Champion
Danny Ferry, Duke - ACC Player of the Year
Dennis Scott, GT - ACC Rookie of the Year
Dean Smith, UNC - ACC Coach of the Year

After a one-year absence, **Duke** returned to the top of the conference heap, defeating North Carolina in the ACC Tournament finals for coach Mike Krzyzewski's second title in three years … the title-game win gave Duke three wins over the Tar Heels for the first time since 1966 and, ironically, a spot on the Tar Heels' homecourt in Chapel Hill as the East Regional's No. 2 seed … Duke eventually reached the Final Four, where it lost to Kansas in the national semifinals … North Carolina's NCAA run included a wild 123-97 win over Loyola Marymount before losing to Arizona in the West Regional final … Georgia Tech, Maryland and NC State also made the NCAA tourney field … North Carolina won its 20th regular-season title and Dean Smith was named ACC Coach of the Year for the seventh time … Georgia Tech's Dennis Scott became the first ACC player to record a triple double in his first college game with 17 points, 10 rebounds and 10 assists in a Nov. 20 win over Alcorn State … Clemson's Grayson Marshall finished his career as the ACC leader in assists with 857 … Georgia Tech guard Craig Neal had 10 assists or more in 15 games, including a stretch of nine straight games with 10 or more … NC State's Chris Corchiani had 10 games with 10 or more assists ... Duke went 10-of-11 from 3-point range in a 101-63 win at Clemson …. The Blue Devils' wins also included a 79-57 victory over a Northwestern team led by former Duke coach Bill Foster.

1987-88 Final Standings

Team	AP	UPI	W	ACC L	ACC For	ACC Opp	Overall W	Overall L	Overall For	Overall Opp
North Carolina	7	7	11	3	78.9	70.1	27	7	82.1	73.2
NC State	14	13	10	4	77.1	73.1	24	8	83.0	71.8
Duke	5	5	9	5	83.6	72.8	28	7	83.8	68.8
Georgia Tech			8	6	81.0	78.8	22	10	81.7	74.0
Maryland			6	8	74.9	76.3	18	13	75.8	71.8
Virginia			5	9	65.4	70.2	13	18	66.8	67.5
Clemson			4	10	68.7	79.2	14	15	74.3	72.0
Wake Forest			3	11	70.6	79.9	10	18	72.4	76.6

vs. Non-Conference: 93-33 (.738) **Vs. Non-ACC Ranked Teams:** 5-6
NCAA: (5 teams: 9-5) **NIT:** (1 team: 0-1)
Teams Ranked During Season: Duke, Georgia Tech, North Carolina, NC State

1988 ACC Tournament, Greensboro, N.C. (March 11-12-13)

Quarterfinals - #1 North Carolina d. #8 Wake Forest 83-62; #5 Maryland d. #4 Georgia Tech 84-67; #2 NC State d. #7 Clemson 79-77; #3 Duke d. #6 Virginia 60-48.
Semifinals - North Carolina d. Maryland 74-64; Duke d. NC State 73-71.
Finals - Duke d. North Carolina 65-61.

All-Tournament - First Team - Danny Ferry, Duke; J.R. Reid, UNC; Robert Brickey, Duke; Scott Williams, UNC; Charles Shackleford, NCS.
Second Team - Jeff Lebo, UNC; Quinn Snyder, Duke; Keith Gatlin, Md.; Vinny Del Negro, NCS; Rodney Monroe, NCS.
Everett Case Award - Danny Ferry, Duke (18.0 points, 8.0 rebounds)

All-Atlantic Coast Conference

First Team • unanimous
Danny Ferry, Jr., Duke ..... • 239
J.R. Reid, So., UNC ..... • 239
Tom Hammonds, Jr., GT 221
Vinny Del Negro, Sr., NCS 175
Charles Shackleford, Jr., NCS 170

Second Team
Duane Ferrell, Sr., GT 162
Jeff Lebo, Jr., UNC 123
Sam Ivy, So., WF 102
Mel Kennedy, Jr., UVa 82
Derrick Lewis, Sr., Md. 69

Player of the Year: Danny Ferry, Jr., Duke (90); J.R. Reid, So., UNC (25); Tom Hammonds, Jr., GT (8); Duane Ferrell, Sr., GT (2).
Coach of the Year: Dean Smith, UNC (39); Jim Valvano, NCS (38); Bobby Cremins, GT (15); Bob Wade, Md. (14); Mike Krzyzewski, Duke (7); Bob Staak, WF (7).
Rookie of the Year: Dennis Scott, GT (103); Chris Corchiani, NCS (14); Brian Williams, Md. (8).

Statistical Leaders

Scoring (NCAA rank)
Danny Ferry, Jr., Duke 19.1
Tom Hammonds, Jr., GT 18.9
Elden Campbell, So., Clem. 18.8
Sam Ivy, So., WF 18.6
Duane Ferrell, Sr., GT 18.6

Rebounding
Charles Shackleford, Jr., NCS .. (30) 9.6
J.R. Reid, So., UNC 8.9
Dale Davis, Fr., Clem. 7.7
Derrick Lewis, Sr., Md. 7.6
Sam Ivy, So., WF 7.6

NCAA STATS: Georgia Tech's Craig Neal finishes third in assists per game (9.5) and NC State freshman Chris Corchiani (7.3) is 15th ... Clemson's Elden Campbell is 10th in field goal percentage (.629).

1989

North Carolina - ACC Champion
Danny Ferry, Duke - ACC Player of the Year
Bryant Stith, UVa - ACC Rookie of the Year
Jim Valvano, NCS - ACC Coach of the Year

North Carolina won its first ACC title since 1982 and 11th overall, wrapping up the title with a 77-74 win over Duke … the title game was a physical, closely-played contest that wasn't settled until the Blue Devils' Danny Ferry saw a desperation 70-footer at the buzzer - a tying 3-point shot had it found its mark - glance off the rim … the ACC Tournament, which was played at The Omni in Atlanta for the third time in seven seasons, also featured a major upset when eighth-seeded Maryland rolled to a 71-49 win over top-seeded NC State in the quarterfinals … six of the ACC's eight teams qualified for the NCAAs, four reached the Sweet 16, and two - Duke and Virginia - reached regional finals … the Blue Devils knocked off top-seeded Georgetown in the East Regional final to advance to their third Final Four in four years, but fell to Seton Hall in the national semifinals in Seattle … Ferry, the ACC Player of the Year for the second straight year, set an ACC single-game scoring record with 58 points against Miami (D10); Ferry made 23-of-26 field goals and 10-of-12 from the foul line … Clemson's Cliff Ellis suspended six key players for violating study hall rules prior to the Jan. 29 game at Duke … the shorthanded Tigers were forced to suit up team manager Dennis Hopf, who played the final two minutes of the Blue Devils' 92-62 win and had his only field goal attempt blocked ... NC State's Chris Corchiani had 13 games with 10 or more assists.

1988-89 Final Standings

Team	AP	UPI	W	ACC L	ACC For	ACC Opp	Overall W	Overall L	Overall For	Overall Opp
NC State	19	18	10	4	83.6	77.6	22	9	84.5	74.0
Duke	9	7	9	5	82.4	75.4	28	8	86.5	69.8
Virginia			9	5	78.5	75.4	22	11	81.9	78.0
North Carolina	5	5	9	5	87.6	81.4	29	8	90.0	79.7
Georgia Tech			8	6	75.4	76.4	20	12	80.2	74.2
Clemson			7	7	79.2	80.7	19	11	79.8	75.6
Wake Forest			3	11	76.1	83.0	13	15	76.1	76.9
Maryland			1	13	68.4	81.2	9	20	69.2	101.7

vs. Non-Conference: 99-31 (.762) **Vs. Non-ACC Ranked Teams:** 8-15
NCAA: (6 teams: 12-6) **NIT:** (1 team: 1-1)
Teams Ranked During Season: Duke, Georgia Tech, North Carolina, NC State

1989 ACC Tournament, Atlanta, Ga. (March 10-11-12)

Quarterfinals - #8 Maryland d. #1 NC State 71-49; #4 North Carolina d. #5 Georgia Tech 77-62; #2 Duke d. #7 Wake Forest 88-64; #3 Virginia d. #6 Clemson 90-73.
Semifinals - North Carolina d. Maryland 88-58; Duke d. Virginia 69-58.
Finals - North Carolina d. Duke 77-74.

All-Tournament - First Team -Danny Ferry, Duke; J.R. Reid, UNC; Jeff Lebo, UNC; Tony Massenburg, Md.; Phil Henderson, Duke.
Second Team - Rick Fox, UNC; Steve Bucknall, UNC; Christian Laettner, Duke; Chris King, WF; Bryant Stith, UVa.
Everett Case Award - J.R. Reid, North Carolina (16.0 points, 8.0 rebounds)

All-Atlantic Coast Conference

First Team • unanimous
Danny Ferry, Sr., Duke ..... • 200
Tom Hammonds, Sr., GT ..... • 200
Chucky Brown, Jr., NCS 148
Rodney Monroe, So., NCS 145
Richard Morgan, Jr., UVa 132

Second Team
Chris Corchiani, So., NCS 127
Elden Campbell, Jr., Clm. 98
Brian Oliver, Jr., GT 83
Kevin Madden, So., UNC 74
Steve Bucknall, Jr., UNC 60

Player of the Year: Danny Ferry, Sr., Duke (104); Tom Hammonds, Sr., GT
Coach of the Year: Jim Valvano, NCS (56); Terry Holland, UVa (38); Dean Smith, UNC (10); Mike Krzyzewski, Duke (4), Cliff Ellis, Clem. (1).
Rookie of the Year: Bryant Stith, UVa (83); Jerrod Mustaf, Md. (23); Chris King, WF (3).

Statistical Leaders

Scoring (NCAA rank)
Danny Ferry, Sr., Duke ..... (31) 22.6
Rodney Monroe, So. NCS .... (53) 21.4
Tom Hammonds, Sr., GT ..... (59) 20.9
Richard Morgan, Sr., UVa .... (65) 20.4
Dennis Scott, So., GT ..... (70) 20.3

Rebounding
Dale Davis, So., Clem 8.9
Chucky Brown, Sr., NCS 8.8
Tom Hammonds, Sr., GT 8.1
Tony Massenburg, Jr., Md. 7.8
Jerrod Mustaf, Fr., Md. 7.8

NCAA STATS: NC State sophomore Chris Corchiani is second among assists leaders (8.6) ... Dale Davis of Clemson is third in field goal percentage (.670) while teammate Elden Campbell is ninth in blocked shots (3.0) ... Georgia Tech's Dennis Scott ranks ninth in three-point field goals per game (3.6).

1990

Georgia Tech - ACC Champion
Dennis Scott GT - ACC Player of the Year
Kenny Anderson, GT - ACC Rookie of the Year
Cliff Ellis, Clemson - ACC Coach of the Year

The ACC Tournament returned to Charlotte after a 20 year absence, and **Georgia Tech** found the Queen City's new Coliseum to its liking … led by MVP Brian Oliver, Dennis Scott and Kenny Anderson, the Yellow Jackets won their second league crown with a 70-61 win over Virginia in the championship game … it marked the first time the ACC Tournament title game did not feature at least one team from the state of North Carolina … both Georgia Tech and Duke went on to play in the NCAA Final Four, and Clemson, North Carolina and Virginia also made the field … high drama abounded in the NCAA Tournament, as North Carolina knocked off top-seeded Oklahoma in a second-round game on Rick Fox's buzzer shot, Clemson lost a heartbreaker to Connecticut on a long pass last-second shot in the East Regional semis, and Duke downed Connecticut in the East Regional final on Christian Laettner's short jumper at the buzzer … Clemson finished first in the ACC regular-season standings for the first time in school history … Gary Williams made his debut as Maryland coach … Williams' first game saw the Terps fall behind Delaware State by 14 points in the first half before rallying for an 87-53 win ... Georgia Tech's Kenny Anderson was voted the ACC Rookie of the Year and was a member of Tech's "Lethal Weapon 3" trio (Anderson, Brian Oliver, Dennis Scott) that combined to average 69.0 points, 17.9 rebounds and 13.3 assists per game.

1989-90 Final Standings

				ACC			Overall			
Team	AP	UPI	W	L	For	Opp	W	L	For	Opp
Clemson	17	17	10	4	78.9	77.2	26	9	79.3	69.9
Duke	15	14	9	5	84.3	81.0	29	9	89.1	76.6
Georgia Tech	9	7	8	6	86.4	81.6	28	7	88.5	80.8
North Carolina			8	6	79.6	76.5	21	13	82.6	77.9
Virginia			6	8	70.0	75.4	20	12	72.5	69.9
NC State			6	8	81.9	79.9	18	12	82.3	75.1
Maryland			6	8	76.1	83.0	19	14	83.9	77.6
Wake Forest			3	11	69.4	77.4	12	16	68.8	69.4

vs. Non-Conference: 110-29 (.791) **vs. Non-ACC Ranked Teams:** 13-11
NCAA: (5 teams: 14-5) **NIT:** (1 team: 1-1)
Teams Ranked During Season: Clemson, Duke, Ga. Tech, N. Carolina, NC State

1990 ACC Tournament, Charlotte, N.C. (March 9-10-11)

Quarterfinals -#1 Clemson d. #8 Wake Forest 79-70; #5 Virginia d. #4 North Carolina 92-85 (OT); #2 Duke d. #7 Maryland 104-84; #3 Georgia Tech d. #6 NC State 76-67.
Semifinals - Virginia d. Clemson 69-66; Georgia Tech d. Duke 83-72.
Finals - Georgia Tech d. Virginia 70-61.

All-Tournament - First Team - Dennis Scott, GT; Bryant Stith, UVa; Brian Oliver, GT; Kenny Anderson, GT; Phil Henderson, Duke.
Second Team - Anthony Oliver, UVa; Christian Laettner, Duke; Kenny Turner, UVa; Dale Davis, Clem.; John Crotty, UVa.
Everett Case Award - Brian Oliver, Georgia Tech (23.3 points, 5.0 rebounds)

All-Atlantic Coast Conference

First Team • unanimous
Dennis Scott, Jr., GT ....• 192
Bryant Stith, So., UVa 159
Kenny Anderson, Fr., GT.. 149
Dale Davis, Jr., Clm..... 146
Elden Campbell, Sr., Clm.138

Second Team
Rodney Monroe, Jr., NCS . 123
Christian Laettner, So., Duke.. 117
Brian Oliver, Sr., GT..... 109
Phil Henderson, Sr., Duke... 76
Tony Massenburg, Sr., Md.... 71

Third Team
Chris Corchiani, Jr., NCS 59
Rick Fox, Jr., UNC..... 31
John Crotty, Jr., UVa 21
Jerrod Mustaf, So., Md..... 18
Alaa Abdelnaby, Sr., Duke... 14

Player of the Year: Dennis Scott, Jr., GT (77); Dale Davis, Jr., Clem., (4); Kenny Anderson, Fr., GT (2); Elden Campbell, Sr., Clem., (2); Bryant Stith, UVa, (2); Tony Massenburg, Sr., Md. (1).
Coach of the Year: Cliff Ellis, Clem (57); Gary Williams, Md., (15); Terry Holland, UVa (12); Mike Krzyzewski, Duke (3); Bobby Cremins, GT (1).
Rookie of the Year: Kenny Anderson, GT (89); Bobby Hurley, Duke (2).

Statistical Leaders

Scoring (NCAA rank)
Dennis Scott, Jr., GT..... (9) 27.7
Rodney Monroe, Jr. NCS ..... (25) 23.2
Brian Oliver, GT..... (43) 21.3
Bryant Stith, So., UVa ..... (50) 20.8
Kenny Anderson, Fr., GT..... (60) 20.6

Rebounding
Dale Davis, Jr., Clem..... (13) 11.3
Tony Massenburg, Sr., Md..... 10.1
Christian Laettner, So. Duke 9.6
Elden Campbell, Sr., Clem..... 8.0
Jerrod Mustaf, So., Md. 7.7

NCAA STATS: Clemson's Dale Davis is 10th in field goal percentage and Duke's Alaa Abdelnaby is 14th (.620) ... NC State's Chris Corchiani finishes eighth in assists (7.9).

1991

Duke - National Champion
North Carolina - ACC Champion
Rodney Monroe, NCS - ACC Player of the Year
Rodney Rogers, WF - ACC Rookie; Dave Odom, WF - ACC Coach

Making its fourth-straight Final Four appearance, and ninth overall, **Duke** captured the program's first NCAA championship and the ACC's fifth overall defeating Kansas 72-65 in the title game … the Blue Devils had beaten top-ranked and previously unbeaten UNLV in the national semifinals … the win over UNLV avenged a 30-point loss to the Runnin' Rebels in the NCAA title game one year earlier … Christian Laettner captured MVP honors for the Blue Devils, who appeared in the Final Four for the fourth straight year and the fifth time in six years … Duke was joined in the Final Four by **North Carolina**, which had defeated the Blue Devils 96-74 in the ACC Tournament finals three weeks earlier … the conference championship was the second in three years for the Tar Heels and 12th overall … NC State, under first-year coach Les Robinson, also made the NCAA Tournament field, as did Georgia Tech, Virginia and Wake Forest … Wake Forest second-year coach Dave Odom was voted ACC Coach of the Year, a first for the Demon Deacons since Bones McKinney in 1961 … North Carolina and NC State played on back-to-back nights (F6/F7) after the outbreak of the Persian Gulf War forced postponement of the scheduled January game in Chapel Hill … NC State's Chris Corchiani finished as the NCAA all-time leader in assists with 1,038 ... Jeff Jones succeeded Terry Holland as Virginia's basketball coach ... NC State had only two turnovers in a 90-83 win over Georgia Tech (J13).

1990-91 Final Standings

				ACC			Overall			
Team	AP	UPI	W	L	For	Opp	W	L	For	Opp
Duke	6	6	11	3	84.4	73.4	32	7	87.7	73.4
North Carolina	4	4	10	4	85.3	75.9	29	6	87.6	71.6
Wake Forest			8	6	81.9	79.8	19	11	80.5	74.9
NC State	x	24	8	6	83.6	85.2	20	11	89.3	83.5
Georgia Tech			6	8	78.6	79.1	17	13	82.5	77.0
Virginia			6	8	73.4	74.4	21	12	74.3	68.5
Maryland			5	9	78.6	86.7	16	12	80.2	79.4
Clemson			2	12	67.2	78.6	11	17	73.7	76.7

vs. Non-Conference: 98-26 (.790) **vs. Non-ACC Ranked Teams:** 15-12
NCAA: (6 teams: 13-5 - Duke Champion) **NIT:** (0 teams: 0-0)
Teams Ranked During Season: Duke, Georgia Tech, North Carolina, Virginia

1991 ACC Tournament, Charlotte, N.C. (March 8-9-10)

Quarterfinals - #1 Duke bye; #4 NC State d. #5 Georgia Tech 82-68; #2 North Carolina d. #7 Clemson 67-59; #6 Virginia d. #3 Wake Forest 70-66.
Semifinals - Duke d. NC State 93-72; North Carolina d. Virginia 76-71.
Finals - North Carolina d. Duke 96-74.

All-Tournament - First Team - Christian Laettner, Duke; Rick Fox, UNC; John Crotty, UVa; Hubert Davis, UNC; Rodney Monroe, NCS.
Second Team - Pete Chilcutt, UNC; King Rice, UNC; Greg Koubek, Duke; Chris Corchiani, NCS; Grant Hill, Duke.
Everett Case Award - Rick Fox, North Carolina (17.3 points, 9.0 rebounds)

All-Atlantic Coast Conference

First Team • unanimous
Kenny Anderson, So., GT ....• 186
Christian Laettner, Jr., Duke....185
Rodney Monroe, Sr., NCS 185
Bryant Stith, Jr., UVa.....151
Rick Fox, Sr., UNC.....141

Second Team
Chris Corchiani, Sr., NCS... 131
Dale Davis, Sr., Clm. 113
Rodney Rogers, Fr., WF.... 69
Tom Gugliotta, Jr., NCS 54
Malcolm Mackey, So., GT ... 44

Third Team
John Crotty, Sr., UVa..... 33
Pete Chilcutt, Sr., UNC..... 78
Bobby Hurley, So., Duke..... 17
Matt Roe, Sr., Md..... 14
Thomas Hill, So., Duke 13

Player of the Year: Rodney Monroe, Sr., NCS (54); Christian Laettner, Jr., Duke (32); Kenny Anderson, So., GT (21).
Coach of the Year: Dave Odom, WF (38); Les Robinson, NCS (34); Gary Williams, Md. (20); Mike Krzyzewski, Duke (5); Dean Smith, UNC (5); Jeff Jones, UVa (3)
Rookie of the Year: Rodney Rogers, WF (103); Grant Hill, Duke (1).

Statistical Leaders

Scoring (NCAA rank)
Rodney Monroe, Sr., NCS..... (9) 27.0
Kenny Anderson, So., GT..... (11) 25.9
Bryant Stith, Jr., UVa. 19.8
Christian Laettner, Jr., Duke..... 19.8
Dale Davis, Sr., Clem 17.9

Rebounding
Dale Davis, Sr., Clem ..... (10) 12.1
Malcolm Mackey, So., GT .... (21) 10.7
Tom Gugliotta, Jr., NCS 9.1
Christian Laettner, Jr., Duke..... 8.7
Cedric Lewis, Sr., Md..... 8.3

NCAA STATS: NC State's Chris Corchiani leads the nation in the assists (9.6), Duke's Bobby Hurley (7.4) is 12th ... NC State's Rodney Monroe is 11th in 3-point field goals per game (3.4) ... UNC's Hubert Davis finishes 13th in 3-point field goal percentage (.489).

1992

Duke - ACC & National Champion
Christian Laettner, Duke - ACC Player of the Year
Bob Sura, FSU - ACC Rookie of the Year
Pat Kennedy, FSU - ACC Coach of the Year

Duke became the first program since the UCLA dynasty of the late 1960s and early '70s to win back-to-back national titles … the Blue Devils capped a near-perfect season with a 20-point win over Michigan in the NCAA title game at Minneapolis … Duke's only losses of the season were a two-point road loss to North Carolina and four-point loss at Wake Forest … Duke won the ACC Tournament for the third time under head coach Mike Krzyzewski, downing defending champion North Carolina 94-74 in the championship game … the Blue Devils were led by consensus National Player of the Year Christian Laettner and point guard Bobby Hurley, who overcame a foot injury that sidelined him for most of February and returned in time to help key Duke's national title run … the Blue Devils' title run included the dramatic 104-103 win over Kentucky in the East Regional final, which saw Laettner win the game with a quick dribble and jump shot at the buzzer after taking a long inbounds pass from Grant Hill … the ACC emerged a double national winner as Virginia captured the NIT … UVa's Bryant Stith scored 24 points to lead an 81-76 overtime win over Notre Dame in the NIT finals … it was the second NIT title for the Cavaliers, who also won the event in 1980, and the fourth for the ACC ... in its' ACC debut, Florida State finished 22-10 overall and second in the ACC with an 12-4 league mark ... FSU's Pat Kennedy was named ACC Coach of the Year and Bob Sura was selected as ACC Rookie of the Year ... in league play, Clemson set an ACC record scoring 24 points in overtime as the Tigers beat Georgia Tech 95-78 (F5).

1991-92 Final Standings

Team	AP	UPI	W	ACC L	ACC For	ACC Opp	Overall W	Overall L	Overall For	Overall Opp
Duke	1	1	14	2	84.5	72.6	34	2	88.0	72.6
Florida State	20	16	11	5	82.5	79.3	22	10	80.2	75.0
North Carolina	18	15	9	7	84.3	81.6	23	10	83.5	75.6
Georgia Tech			8	8	77.4	76.4	23	12	80.4	74.5
Virginia			8	8	67.4	66.3	20	13	70.0	65.2
Wake Forest			7	9	73.3	73.0	17	12	74.6	68.4
NC State			6	10	77.4	83.8	12	18	77.2	81.2
Maryland			5	11	77.6	82.3	14	15	81.0	78.9
Clemson			4	12	71.3	80.4	14	14	76.6	75.5

vs. Non-Conference: 99-26 (.792) **vs. Non-ACC Ranked Teams:** 19-6
NCAA: (5 teams; 12-4 - Duke Champion) **NIT:** (1 team 5-0 - Virginia champion)
Teams Ranked: Duke, Florida State, Georgia Tech, North Carolina, Wake Forest

1992 ACC Tournament, Charlotte, N.C. (March 12-13-14-15)

First Round - #8 Maryland d. #9 Clemson 81-75.
Quarterfinals - #4 Georgia Tech d. #5 Virginia 68-56; #1 Duke d. #8 Maryland 94-87; #2 Florida State d. #7 NC State 93-80; #3 North Carolina d. #6 Wake Forest 80-65.
Semifinals - Duke d. Georgia Tech 89-76; North Carolina d. Florida State 80-76.
Finals - Duke d. North Carolina 94-74.

All-Tournament - First Team - Christian Laettner, Duke; Hubert Davis, UNC; Bobby Hurley, Duke; George Lynch, UNC; Brian Davis, Duke.
Second Team - Walt Williams, Md.; Grant Hill, Duke; Rodney Rogers, WF; Charlie Ward, FSU; Malcolm Mackey, GT.
Everett Case Award - Christian Laettner, Duke (24.3 points, 10.3 rebounds)

All-Atlantic Coast Conference

First Team • unanimous		Second Team		Third Team	
Christian Laettner, Sr., Duke	314	Hubert Davis, Sr., UNC	241	Malcom Mackey, Jr., GT	127
Walt Williams, Sr., Md.	310	Bobby Hurley, Jr., Duke	232	Jon Barry, Jr., GT	120
Tom Gugliotta, Sr., NCS	289	Grant Hill, So., Duke	193	Kevin Thompson, Jr., NCS	78
Rodney Rogers, So., WF	277	Sam Cassell, Jr., FSU	177	George Lynch, Jr., UNC	76
Bryant Stith, Sr., UVa	268	Doug Edwards, Jr., FSU	132	Thomas Hill, Jr., Duke	49

Player of the Year: Christian Laettner, Sr., Duke (81); Walt Williams, Sr., Md. (23); Tom Gugliotta, Sr., NCS (1); Bryant Stith, Sr., UVa (1); Rodney Rogers, So., WF (1).
Coach of the Year: Pat Kennedy, FSU (86); Mike Krzyzewski, Duke (16); Gary Williams, Md., (3); Cliff Ellis, Clem. (1); Les Robinson, NCS (1).
Rookie of the Year: Bob Sura, FSU (49); James Forrest, GT (39); Sharone Wright, Clem. (17); Travis Best, GT (1).

Statistical Leaders

Scoring (NCAA rank)

Walt Williams, Sr., Md.	(6)	26.8
Tom Gugliotta, Sr., NCS	(23)	22.5
Christian Laettner, Sr., Duke	(33)	21.5
Hubert Davis, Sr., UNC	(34)	21.4
Bryant Stith, Sr., UVa	(48)	20.7

Rebounding

Tom Gugliotta, Sr., NCS	(32)	9.8
Doug Edwards, Jr., FSU		9.0
Malcolm Mackey, Jr., GT		9.0
George Lynch, Jr., UNC		8.8
Rodney Rogers, So., WF		8.5

1993

North Carolina - National Champion
Georgia Tech - ACC Champion
Rodney Rogers, WF - ACC Player of the Year
Martice Moore, GT - ACC Rookie; Dean Smith, UNC, ACC Coach

The ACC flew a national championship banner for the third straight season as **North Carolina** captured its third NCAA crown and second under head coach Dean Smith … the Tar Heels clinched the title with a 77-71 win over Michigan in the championship game at New Orleans and defeated a Kansas team coached by former UNC assistant (and eventual Tar Heel head coach) Roy Williams in the semifinals … the NCAA championship was the seventh for an ACC team and the second won by North Carolina at the New Orleans Superdome … the Tar Heels regrouped to win the NCAA championship after suffering a tough loss to sixth-seeded **Georgia Tech** in the ACC Tournament championship game a little over three weeks earlier … Tournament MVP James Forrest averaged 26.7 points in three games to lead the Yellow Jackets, who captured their second ACC title in four years at Charlotte and third championship overall … UNC and Georgia Tech were among six teams in the NCAA Tournament field, joining Duke, Florida State, Virginia and Wake Forest … the ACC became the first conference to have different teams win back-to-back titles since 1984-85, when the Big East saw Georgetown and Villanova bring home crowns … for the second straight year, the ACC led all conferences with six players taken in the first round of the NBA Draft … among the first-round picks was Duke point guard Bobby Hurley, a unanimous first-team All-America selection ... Georgia Tech's Martice Moore was the seventh Yellow Jacket in 11 years to earn ACC Rookie of the Year honors ... on Dec. 15, long-time ACC TV announcer Jim Thacker passed away in Charlotte, N.C.

1992-93 Final Standings

Team	AP	Coach	W	ACC L	ACC For	ACC Opp	Overall W	Overall L	Overall For	Overall Opp
North Carolina	4	1	14	2	82.6	69.1	34	4	86.1	68.3
Florida State	11	7	12	4	86.3	81.3	25	10	86.3	79.7
Duke	10	9	10	6	83.9	73.7	24	8	86.4	71.2
Wake Forest	16	14	10	6	75.9	71.8	21	9	77.7	70.2
Virginia	x	18	9	7	72.8	72.6	21	10	74.2	69.3
Georgia Tech	18	x	8	8	73.7	74.8	19	11	77.7	75.2
Clemson			5	11	75.8	83.3	17	13	79.2	76.7
Maryland			2	14	73.9	84.5	12	16	79.8	79.5
NC State			2	14	66.5	80.4	8	19	68.0	76.7

vs. Non-Conference: 101-20 (.835) **vs. Non-ACC Ranked Teams:** 16-10
NCAA: (6 teams; 14-5 - North Carolina Champion) **NIT:** (1 team 1-1)
Teams Ranked: Duke, Florida State, Georgia Tech, North Carolina, Virginia, Wake Forest

1993 ACC Tournament, Charlotte, N.C. (March 11-12-13-14)

First Round - #8 Maryland d. #9 NC State 76-55.
Quarterfinals - #7 Clemson d. #2 Florida State 87-75; #6 Georgia Tech d. #3 Duke 69-66; #5 Virginia d. #4 Wake Forest 61-57; #1 North Carolina d. #8 Maryland 102-66.
Semifinals - North Carolina d. Virginia 74-56; Georgia Tech d. Clemson 69-61.
Finals - Georgia Tech d. North Carolina 77-75.

All-Tournament - First Team - James Forrest, GT; Eric Montross, UNC; Brian Reese, UNC; Drew Barry, GT; Cory Alexander, UVa.
Second Team - Chris Whitney, Clem.; Sharone Wright, Clem.; Travis Best, GT; George Lynch, UNC; Donald Williams, UNC.
Everett Case Award - James Forrest, GT (26.7 points, 8.7 rebounds)

All-Atlantic Coast Conference

First Team • unanimous		Second Team		Third Team	
Rodney Rogers, Jr., WF•	348	Sam Cassell, Sr., FSU	260	Thomas Hill, Sr., Duke	119
Bobby Hurley, Sr., Duke	347	R. Childress, So., WF	224	Sharone Wright, So., Clm.	100
Eric Montross, Jr., UNC	308	Bob Sura, So., FSU	220	Travis Best, So., GT	88
George Lynch, Sr., UNC	299	Doug Edwards, Sr., FSU	207	Kevin Thompson, Sr., NCS	86
Grant Hill, Jr., Duke	269	Cory Alexander, So., UVa	148	Chris Whitney, Sr., Clm.	78

Player of the Year: Rodney Rogers, Jr., WF (51); Bobby Hurley, Sr., Duke (47); George Lynch, Sr., UNC (2); Eric Montross, Jr., UNC (2).
Coach of the Year: Dean Smith, UNC 64; Dave Odom, WF (20); Pat Kennedy, FSU (11); Les Robinson, NCS (4); Cliff Ellis, Clem. (2).
Rookie of the Year: Martice Moore, GT (46); Johnny Rhodes, Md. (33); Drew Barry, GT (11); Exree Hipp, Md. (4); Chris Collins, Duke (2).

Statistical Leaders

Scoring

Rodney Rogers, Jr., WF	(42)	21.2
Bob Sura, So., FSU	(69)	19.9
Randolph Childress, So., WF	(70)	19.7
James Forrest, So., GT		19.5
Cory Alexander, So., UVa		18.8

Rebounding

Sharone Wright, So., Clem.	(20)	10.5
Malcolm Mackey, Sr., GT	(24)	10.2
George Lynch, Sr., UNC		9.6
Doug Edwards, Sr., FSU		9.4
Kevin Thompson, Sr., NCS		9.1

1994

North Carolina - ACC Champion
Grant Hill, Duke - ACC Player of the Year
Joe Smith, Maryland - ACC Rookie of the Year
Dave Odom, WF - ACC Coach of the Year

The ACC Tournament concluded a run of six straight years at the Charlotte Coliseum, and **North Carolina** emerged champion for the second time in four years and 13th overall … led by freshman tournament MVP Jerry Stackhouse and senior point guard Derrick Phelps, the Tar Heels defeated Virginia 73-66 in the title game … Duke All-America forward Grant Hill capped his stellar career by leading the Blue Devils to a first-place ACC regular-season finish and a spot in the NCAA championship game for the third time in four years … Duke dropped a 76-72 decision to Arkansas in the title game … North Carolina, Maryland, Wake Forest and Virginia were also in the NCAA Tournament field … Clemson coach Cliff Ellis stepped down after leading the Tigers to 179-129 record over 10 seasons … Ellis left as the school's all-time winningest coach … Maryland's Joe Smith led the ACC with 20 double-doubles and was voted ACC Rookie of the Year and National Freshman of the Year … Steve Phillips of the Salisbury (N.C.) Post was the only voting media member (out of 73) who chose Smith as the ACC's Rookie of the Year during pre-season balloting … Florida State Heisman Trophy winner Charlie Ward was named MVP of the annual NABC All-Star game held during the Final Four … Ward, a talented two-sport athlete who averaged 10.5 points for the Seminoles as a senior, had 13 points, seven assists and seven rebounds to lead his East team to a 77-73 win ... Wake's Randolph Childress scored 10 or more points in 53 straight games ... Clemson attempted 42 three-point field goals in a 106-62 loss at North Carolina (J15).

1993-94 Final Standings

Team	AP	Coach	ACC W	ACC L	ACC For	ACC Opp	Overall W	Overall L	Overall For	Overall Opp
Duke	6	2	12	4	78.8	69.6	28	6	77.6	67.3
North Carolina	1	8	11	5	81.5	73.6	28	7	85.6	72.4
Wake Forest			9	7	68.8	67.2	21	12	71.3	65.5
Virginia			8	8	64.8	68.1	18	13	64.1	65.7
Maryland	x	20	8	8	74.5	72.6	18	12	80.0	73.2
Georgia Tech			7	9	76.8	76.1	16	13	75.9	73.4
Florida State			6	10	73.2	77.4	13	14	77.0	74.8
Clemson			6	10	70.1	72.6	18	16	75.2	72.9
NC State			5	11	67.9	79.1	11	19	69.1	74.7

vs. Non-Conference: 91-32 (.740) **vs. Non-ACC Ranked Teams:** 14-13
NCAA: (5 teams; 10-5) **NIT:** (2 teams; 1-2)
Teams Ranked: Duke, Georgia Tech, Maryland, North Carolina, Virginia

1994 ACC Tournament, Charlotte, N.C. (March 10-11-12-13)

First Round - #8 Clemson d. #9 NC State 76-63
Quarterfinals - #4 Virginia d. #5 Maryland 69-63; #1 Duke d. #8 Clemson 77-64; #2 North Carolina d. #7 Florida State 83-69; #3 Wake Forest d. #6 Georgia Tech 74-49.
Semifinals - Virginia d. Duke 66-61; North Carolina d. Wake Forest 86-84.
Finals - North Carolina d. Virginia 73-66

All-Tournament - First Team - Jerry Stackhouse, UNC; Harold Deane, UVa; Derrick Phelps, UNC; Jamal Robinson, UVa; Randolph Childress, WF.
Second Team - Grant Hill, Duke; Rasheed Wallace, UNC; Trelonnie Owens, WF; Cherokee Parks, Duke; Eric Montross, UNC.
Everett Case Award - Jerry Stackhouse, North Carolina (15.7 points, 6.7 rebounds)

All-Atlantic Coast Conference

First Team • unanimous		Second Team		Third Team	
Grant Hill, Sr., Duke	341	Travis Best, Jr., GT	271	Trelonnie Owens, Sr., WF	144
Randolph Childress, Jr., WF	335	Derrick Phelps, Sr., UNC	247	Junior Burrough, Jr., UVa	119
Bob Sura, Jr., FSU	301	Sharone Wright, Jr., Clm.	240	Antonio Lang, Sr., Duke	114
James Forrest, Jr., GT	278	Eric Montross, Sr., UNC	228	Todd Fuller, So., NCS	40
Joe Smith, Fr., Md.	274	Cherokee Parks, Jr., Duke	173	Devin Gray, Jr., Clm.	40

Player of the Year: Grant Hill, Sr., Duke (101); Randolph Childress, Jr., WF (6); Bob Sura, Jr., FSU (4); James Forrest, Jr., GT (1); Joe Smith, Fr., Md. (1); Eric Montross, Sr., UNC (1).
Coach of the Year: Dave Odom, WF (53); Mike Krzyzewski, Duke (34); Gary Williams, Md., (18); Jeff Jones, UVa (1); Sean Smith, UNC (1); Les Robinson, NCS (1).
Rookie of the Year (4+): Joe Smith, Md. (105); Tim Duncan, WF (4).

Statistical Leaders

Scoring (NCAA rank)

Bob Sura, Jr., FSU	(47)	21.2
Randolph Childress, Jr., WF		19.6
Joe Smith, Fr., Md.		19.4
James Forrest, Jr., GT		19.0
Travis Best, Jr., GT		18.3

Rebounding

Joe Smith, Fr., Md.	(18)	10.7
Sharone Wright, So., Clem.	(19)	10.6
Tim Duncan, Fr., WF		9.6
Todd Fuller, So., NCS		8.4
Cherokee Parks, Jr., Duke		8.4

1995

Wake Forest - ACC Champion
Joe Smith, Maryland - ACC Player of the Year
Greg Buckner, Clemson - ACC Rookie of the Year
Dave Odom, WF, ACC Coach of the Year

Randolph Childress' electrifying three days in Greensboro lifted **Wake Forest** to its first ACC Tournament championship since back-to-back titles in 1961 and 1962 … Childress capped his heroics by penetrating and hitting a short jumper with four seconds left to give the Demon Deacons an 82-80 overtime win over defending champion North Carolina in the title game … Childress scored 107 points in Wake's three tournament wins, breaking the old mark of 106 points set by North Carolina's Lennie Rosenbluth in 1957 … all four of the ACC's representatives - North Carolina, Maryland, Virginia and Wake Forest - reached the Sweet 16 of the NCAA Tournament, and North Carolina reached the Final Four in Seattle before dropping a 75-68 decision to Arkansas … the ACC had two different players - Maryland's Joe Smith and North Carolina's Jerry Stackhouse - earn National Player of the Year honors, and both players were unanimous All-America selections … Duke played from early January on without head coach Mike Krzyzewski, who was sidelined following back surgery … eight ACC players, including Smith and Stackhouse, were taken in the first round of the NBA Draft ... Florida State's Bob Sura turned a triple-double with a 19-point, 12-rebound, 12-assist performance in 107-79 win over NC State (J15) ... Maryland scored a school-record 85 second half points in a 138-72 win over Morgan State (D23) ... NC State ended a 19-game ACC road losing streak with a 77-60 win at Duke (F18) ... Virginia staged one of the biggest comebacks in ACC history, rallying from a 23-point deficit in the second to half to defeat 16th-ranked Duke 91-88 in two overtimes.

1994-95 Final Standings

Team	AP	Coach	ACC W	ACC L	ACC For	ACC Opp	Overall W	Overall L	Overall For	Overall Opp
Wake Forest	3	9	12	4	69.0	63.9	26	6	71.4	62.8
North Carolina	4	3	12	4	81.8	75.2	28	6	84.4	74.0
Maryland	10	11	12	4	77.6	72.9	26	8	86.8	73.9
Virginia	13	8	12	4	73.9	65.9	25	9	77.4	66.8
Georgia Tech			8	8	73.7	74.1	18	12	80.0	74.1
Florida State			5	11	70.9	75.7	12	15	75.1	74.6
Clemson			5	11	56.4	64.4	15	13	64.1	62.5
NC State			4	12	68.4	75.3	12	15	76.2	71.8
Duke			2	14	72.9	77.3	13	18	77.7	73.7

vs. Non-Conference: 94-21 (.817) **vs. Non-ACC Ranked Teams:** 7-12
NCAA: (4 teams; 11-4) **NIT:** (1 team; 0-1)
Teams Ranked: Duke, Clemson, Ga. Tech, Maryland, N. Carolina, Virginia, W. Forest

1995 ACC Tournament, Greensboro, N.C. (March 9-10-11-12)

First Round - #9 Duke d. #8 NC State 83-70.
Quarterfinals - #4 Virginia d. #5 Georgia Tech 77-67; #1 Wake Forest d. #9 Duke 87-70; #2 North Carolina d. #7 Clemson 78-62; #3 Maryland d. #6 Florida State 71-64.
Semifinals - Wake Forest d. Virginia 77-68; North Carolina d. Maryland 97-92 (ot).
Finals - Wake Forest d. North Carolina 82-80 (ot).

All-Tournament - First Team - Randolph Childress, WF; Tim Duncan, WF; Jerry Stackhouse, UNC; Rasheed Wallace, UNC; Junior Burrough, UVa.
Second Team - Joe Smith, Md.; Donald Williams, UNC; Exree Hipp, Md.; Dante Calabria, UNC; Jeff McInnis, UNC.
Everett Case Award - Randolph Childress, Wake Forest (35.7 points, 7.0 assists)

All-Atlantic Coast Conference

First Team • unanimous		Second Team		Third Team	
Joe Smith, So., Md.	340	Travis Best, Sr., GT	289	Junior Burrough, Sr., UVa.	150
Jerry Stackhouse, So., UNC	331	Bob Sura, Sr., FSU	225	James Forrest, Sr., GT	124
Randolph Childress, Sr., WF	325	Cherokee Parks, Sr., Duke	219	Johnny Rhodes, Jr., Md.	107
Tim Duncan, So., WF	308	Harold Deane, So., UVa	193	Jeff McInnis, So., UNC	65
Rasheed Wallace, So., UNC	296	Todd Fuller, Jr., NCS	155	James Collins, So., FSU	43

Player of the Year: Joe Smith, So., Md. (84); Randolph Childress, Sr., WF (13); Jerry Stackhouse, So., UNC (7); Tim Duncan, So., WF (1); Rasheed Wallace, So., UNC (1).
Coach of the Year: Dave Odom, WF (48); Jeff Jones, UVa (27); Gary Williams, Md. (20); Rick Barnes, Clem. (9); Dean Smith, UNC (2).
Rookie of the Year: Greg Buckner, Clem.(41); Matt Harpring, GT (30); Curtis Staples, UVa (16); Ishua Benjamin, NCS (16).

Statistical Leaders

Scoring

Joe Smith, So., Md.	(39)	20.8
Travis Best, Sr., GT	(51)	20.2
Randolph Childress, Sr., WF	(53)	20.1
Jerry Stackhouse, So., UNC		19.2
Cherokee Parks, Sr., Duke		19.0

Rebounding

Tim Duncan, So., WF	(5)	12.5
Joe Smith, So., Md.	(16)	10.6
Cherokee Parks, Sr., Duke		9.3
Junior Burrough, Sr., UVa		8.7
Todd Fuller, Jr., NCS		8.5

1996

Wake Forest - ACC Champion
Tim Duncan, WF - ACC Player of the Year
Stephon Marbury, GT - ACC Rookie of the Year
Bobby Cremins, GT - ACC Coach of the Year

Wake Forest didn't have to wait over three decades between ACC Tournament titles this time ... one year after capturing its first championship since 1962, the Demon Deacons made it two straight with a 75-74 win over Georgia Tech in the championship game … Wake center Tim Duncan was a unanimous choice for tournament MVP after averaging 22.7 points and 18.7 rebounds in three games; Duncan's 56 rebounds in three games set an ACC Tournament record … Duncan became the 12th player in league history to be named both ACC Player of the Year and ACC Tournament MVP in the same season … the ACC led the nation with six NCAA Tournament teams, with Wake Forest and Georgia Tech both reaching the Sweet 16 …Duke became only the third team in ACC history to start out the season 0-4 in conference play and still earn a berth in the NCAA Tournament … the NCAA berth was the 12th in 13 years for the Blue Devils ... NC State freshman Ivan Wagner scored a career-high 29 points in his college debut in a 104-78 win over VMI (N25) ... Georgia Tech was the first ACC team to sweep the season series with both Duke and North Carolina ... in a 77-28 win over Wofford (F6), Clemson opened the game with a 26-0 run; the visiting Terriers finished the game making only nine-of-50 field goal attempts (.150) ... 10 of NC State's 13 losses were by five points or less ... the Wolfpack's Todd Fuller was an Academic All-American for a second-straight year ... in back-to-back games, North Carolina trailed Wake Forest by 18 points (J27) and Duke (J31) by 17, before rallying to win both games.

1995-96 Final Standings

Team	AP	Coach	ACC W	ACC L	ACC For	ACC Opp	Overall W	Overall L	Overall For	Overall Opp
Georgia Tech	13	13	13	3	80.7	74.1	24	12	80.2	76.0
Wake Forest	9	9	12	4	68.9	63.7	26	6	68.9	61.3
North Carolina	25	24	10	6	76.1	72.5	21	11	77.6	71.0
Duke			8	8	74.1	71.8	18	13	75.4	69.8
Maryland			8	8	78.1	79.2	17	13	81.3	76.3
Clemson			7	9	62.1	67.3	18	11	68.0	63.0
Virginia			6	10	69.4	73.1	12	15	69.4	68.8
Florida State			5	11	72.3	76.1	13	14	75.3	73.1
NC State			3	13	73.0	77.0	15	16	80.9	74.8

vs. Non-Conference: 79-27 (.745) **vs. Non-ACC Ranked Teams:** 10-18
NCAA: (6 teams; 6-6) **NIT:** (1 team; 0-1)
Teams Ranked: Clemson, Duke, Ga. Tech, Maryland, N. Carolina, Virginia, W. Forest

1996 ACC Tournament, Greensboro, N.C. (March 7-8-9-10)

First Round - First Round - #9 NC State d. #8 Florida State 80-65
Quarterfinals - #5 Maryland d. #4 Duke 82-69; #1 Georgia Tech d. #9 NC State 88-73; #2 Wake Forest d. #7 Virginia 70-60; #6 Clemson d. #3 North Carolina 75-73.
Semifinals - Georgia Tech d. Maryland 84-79; Wake Forest d. Clemson 68-60.
Finals - Wake Forest d. Georgia Tech 75-74.

All-Tournament - First Team - Tim Duncan, WF; Tony Rutland, WF; Matt Harpring, GT; Stephon Marbury, GT; Greg Buckner, Clem.
Second Team - no second team chosen
Everett Case Award - Tim Duncan, Wake Forest (22.7 points, 18.7 rebounds)

All-Atlantic Coast Conference

First Team • unanimous		Second Team		Third Team	
Tim Duncan, Jr., WF	• 324	Johnny Rhodes, Sr., Md	228	James Collins, Jr., FSU	158
Todd Fuller, Sr., NCS	• 324	Drew Barry, Sr., GT	217	Keith Booth, Jr., Md	113
Stephon Marbury, Fr., GT	292	Chris Collins, Sr., Duke	195	Jeff Capel, Jr., Duke	84
Matt Harpring, So., GT	276	Harold Deane, Jr., UVa	184	Dante Calabria, Sr., UNC	71
Antawn Jamison, Fr., UNC	229	Jeff McInnis, Jr., UNC	171	Ricky Price, Jr., Duke	50

Player of the Year: Tim Duncan, Jr., WF (88); Todd Fuller, Sr., NCS (14); Matt Harpring, So., GT (4); Stephon Marbury, Fr., GT (1).
Coach of the Year: Bobby Cremins, GT (74); Rick Barnes, Clem. (17); Mike Krzyzewski, Duke (11); Dave Odom, WF (3); Dean Smith, UNC (2).
Rookie of the Year: Stephon Marbury, GT (94); Antawn Jamison, UNC (12); Courtney Alexander, UVa (1); Terrell McIntyre, Clem. (1).

Statistical Leaders

Scoring (NCAA rank)

Todd Fuller, Sr., NCS	20.9
Tim Duncan, Jr., WF	19.1
Stephon Marbury, Fr., GT	18.9
Matt Harpring, So., GT	18.6
James Collins, Jr., FSU	18.3

Rebounding

Tim Duncan, Jr., WF	12.3
Todd Fuller, Sr., NCS	9.9
Antawn Jamison, Fr., UNC	9.7
Greg Newton, Jr., Duke	8.2
Matt Harpring, So., GT	8.1

1997

North Carolina - ACC Champion
Tim Duncan, WF - ACC Player of the Year
Ed Cota, UNC - ACC Rookie of the Year
Mike Krzyzewski, Duke - ACC Coach of the Year

In what proved to be the final year for legendary head coach Dean Smith, **North Carolina** claimed the ACC Tournament title with a 64-54 win over scrappy underdog NC State … the conference title was the 14th for the Tar Heels and the 13th under Smith, who announced his retirement the following October … Smith stepped down as the winningest coach in NCAA history, as the Tar Heels' four wins in the NCAA Tournament pushed his all-time win total to 879 and eclipsed the old standard of 876 held by Kentucky's Adolph Rupp … NC State, which entered the ACC Tournament as a No. 8 seed under first-year coach Herb Sendek, became the first team to play four games in the ACC Tournament and the first No. 8 seed to reach the finals … Wolfpack freshman guard Justin Gainey set an ACC record by playing the full 160 possible minutes in State's four tournament games … a record eight ACC teams qualified for postseason play, including six teams - North Carolina, Duke, Maryland, Clemson, Virginia and Wake Forest - in the NCAA Tournament … the season marked the final one for Wake Forest All-America center Tim Duncan, who played the full four years and graduated as the ACC's all-time leader in blocked shots (481), third on the career rebound list (1,570) and 20th in scoring (2,117) … Duncan was the first player in NCAA history to record at least 2,000 points, 1,500 rebounds, 400 blocked shots and 250 assists ... Duncan had 40 doubles-doubles against ACC opponents during the regular season in his career ... over a 12-day period (J8-19), Maryland posted three ACC road wins at North Carolina, NC State and Wake Forest.

1996-97 Final Standings

Team	AP	Coach	ACC W	ACC L	ACC For	ACC Opp	Overall W	Overall L	Overall For	Overall Opp
Duke	8	11	12	4	75.7	69.2	24	9	79.7	66.2
Wake Forest	9	9	11	5	64.4	60.1	24	7	69.0	58.3
North Carolina	4	4	11	5	72.1	67.8	28	7	77.4	66.7
Clemson	14	8	9	7	65.1	63.6	23	10	68.2	61.5
Maryland	22	19	9	7	71.6	69.4	21	11	75.2	66.8
Virginia			7	9	62.2	65.0	18	13	67.7	65.0
Florida State			6	10	64.6	69.4	20	12	73.4	66.8
NC State			4	12	54.0	58.5	17	15	59.8	54.7
Georgia Tech			3	13	60.1	66.9	9	18	61.5	64.3

vs. Non-Conference: 104-22 (.825) **vs. Non-ACC Ranked Teams:** 6-13
NCAA: (6 teams; 8-6) **NIT:** (2 teams; 5-2)
Teams Ranked: Clemson, Duke, Maryland, N. Carolina, Virginia, Wake Forest

1997 ACC Tournament, Greensboro, N.C. (March 6-7-8-9)

First Round - #8 NC State d. #9 Georgia Tech 60-46.
Quarterfinals - #5 Maryland d. #4 Clemson 76-61; #8 NC State d. #1 Duke 66-60; #2 Wake Forest d. Florida State 66-65; #3 North Carolina d. #6 Virginia 78-68.
Semifinals - NC State d. Maryland 65-58; North Carolina d. Wake Forest 86-73.
Finals - North Carolina d. NC State 64-54.

All-Tournament - First Team - Shammond Williams, UNC; Justin Gainey, NCS; Antawn Jamison, UNC; C.C. Harrison, NCS; Tim Duncan, WF.
Second Team - Keith Booth, Md.; Jeremy Hyatt, NCS; Ed Cota, UNC; Serge Zwikker, UNC; Danny Strong, NCS.
Everett Case Award - Shammond Williams, North Carolina (20.0 points, 5.0 assists)

All-Atlantic Coast Conference

First Team • unanimous		Second Team		Third Team	
Tim Duncan, Sr., WF	• 363	Greg Buckner, Jr., Clem	290	Vince Carter, So., UNC	112
Antawn Jamison, So., UNC	361	Terrell McIntyre, So., Clem.	202	Harold Deane, UVa	109
Keith Booth, Sr., Md.	356	James Collins, Sr., FSU	173	Laron Profit, So., Md.	88
Trajan Langdon, So., Duke	338	S. Wojciechowski, Jr., Duke	145	Shammond Williams, Jr., NC	76
Matt Harpring, Jr., GT	337	C.C. Harrison, Jr., NCS	122	Serge Zwikker, Sr., UNC	71
				Tony Rutland, Jr., WF	71

Player of the Year: Tim Duncan, Sr., WF (119); Keith Booth, Sr., Md., (2).
Coach of the Year: Mike Krzyzewski, Duke (56); Dean Smith, UNC (27); Gary Williams, Md. (17); Rick Barnes, Clem. (11); Herb Sendek, NCS (7); Dave Odom, WF (1).
Rookie of the Year: Ed Cota, UNC (76); Damon Thornton, NCS (34); Loren Woods, WF (9).

Statistical Leaders

Scoring

Tim Duncan, Sr., WF	20.8
Keith Booth, Sr., Md	19.5
Antawn Jamison, So., UNC	19.1
Matt Harpring, Jr., GT	19.0
James Collins, Sr., FSU	16.6

Rebounding

Tim Duncan, Sr., WF	14.7
Antawn Jamison, So., UNC	9.4
Eddie Elisma, Sr., GT	8.2
Matt Harpring, Jr., GT	8.2
Serge Zwikker, Sr., UNC	8.1

1998

North Carolina - ACC Champion
Antawn Jamison, UNC - ACC Player of the Year
Robert O'Kelley, WF - ACC Rookie of the Year
Bill Guthridge, UNC - ACC Coach of the Year

North Carolina, under first-year head coach Bill Guthridge, won its second straight ACC Tournament title, defeating Duke 83-68 for the championship … a former long-time assistant to Dean Smith, Guthridge joined Duke's Vic Bubas (1960) and NC State's Press Maravich (1965) as the only first-year coaches to lead their teams to the ACC title … UNC reached the Final Four for the 14th time, and Clemson, Duke, Maryland and Florida State also made the NCAA Tournament field … Duke (15-1 ACC) became the first team to win 15 conference regular-season games … North Carolina's Antawn Jamison was a unanimous National Player of the Year and All-ACC selection, and the first player in ACC history to be named first-team All-ACC in his freshman, sophomore and junior seasons … Virginia became the first program in NCAA history to face the nation's No. 1-ranked team five times in one season … the Cavaliers played Duke three times and North Carolina twice … the ACC had more teams (seven) ranked in the national polls at some point during the season than any other conference … North Carolina, Duke, Maryland, Florida State, Clemson, Wake Forest and Georgia Tech all earned listings … the ACC became the first conference in history to have seven teams ranked two weeks in a row when the aforementioned teams were all listed on Dec. 1 and Dec. 8 ...Virginia's Curtis Staples finished his career as the NCAA's all-time leader with 410 three-point field goals, a record he would hold for eight years until it was broken by Duke's J.J. Redick in 2006 ... NC State beat Georgia (N11) 47-45 in a game played with four 10-minute quarters.

1997-98 Final Standings

Team	AP	Coach	ACC W	ACC L	ACC For	ACC Opp	Overall W	Overall L	Overall For	Overall Opp
Duke	3	5	15	1	80.5	64.3	32	4	85.6	64.1
North Carolina	1	3	13	3	82.9	71.8	34	4	81.9	65.6
Maryland	20	15	10	6	72.6	74.8	21	11	78.8	72.1
Wake Forest			7	9	64.3	71.1	16	14	65.8	66.5
Clemson			7	9	73.2	68.6	18	14	72.2	65.3
Georgia Tech			6	10	72.4	74.6	19	14	76.3	72.2
Florida State			6	10	67.8	72.4	18	14	71.5	69.3
NC State			5	11	63.1	67.7	17	15	64.4	62.1
Virginia			3	13	64.2	75.8	11	19	65.7	70.0

vs. Non-Conference: 106-29 (.785) **vs. Non-ACC Ranked Teams:** 17-10
NCAA: (5 teams; 10-5) **NIT:** (3 teams; 4-3)
Teams Ranked: Clemson, Duke, Fla. State, Ga. Tech, Maryland, N. Carolina, W. Forest

1998 ACC Tournament, Greensboro, N.C. (March 5-6-7-8)

First Round - #8 NC State d. #7 Florida State 65-63; #1 Duke d. #9 Virginia 63-41.
Quarterfinals - #5 Clemson d. #4 Wake Forest 75-56; #2 North Carolina d. #8 NC State 73-46; #3 Maryland d. #6 Georgia Tech 83-65.
Semifinals - North Carolina d. Maryland 83-73 OT; Duke d. Clemson 66-64,
Finals - North Carolina d. Duke 83-68.

All-Tournament - First Team - Shammond Williams, UNC; Antawn Jamison, UNC; Roshown McLeod, Duke; Trajan Langdon, Duke; Terrell McIntyre, Clem.
Second Team - Chris Carrawell, Duke; Ademola Okulaja, UNC; Vince Carter, UNC; Ed Cota, UNC; Rodney Elliott, Md.
Everett Case Award - Antawn Jamison, North Carolina (20.7 points, 11.3 rebounds)

All-Atlantic Coast Conference

First Team • unanimous		Second Team		Third Team	
Antawn Jamison, Jr., UNC •	345	Norman Nolan, Sr., UVa	274	Curtis Staples, Sr., UVa	136
Matt Harpring, Sr., GT	343	Ed Cota, So., UNC	207	S. Wojciechowski, Sr., Duke	129
Vince Carter, Jr., UNC	292	Shammond Williams, Sr., NC	202	Laron Profit, Jr., Md	126
Trajan Langdon, Jr., Duke	287	C.C. Harrison, Sr., NCS	185	Terrell McIntyre, Jr., Clem	124
Roshown McLeod, Sr., Duke	282	Greg Buckner, Sr., Clem.	167	Rodney Elliott, Sr., Md.	80

Player of the Year: Antawn Jamison, Jr., UNC (97); Matt Harpring, GT (6).
Coach of the Year: Bill Guthridge, UNC (52); Mike Krzyzewski, Duke (32); Gary Williams, Md. (9); Dave Odom, WF (4); Herb Sendek, NCS (2); Bobby Cremins, GT (1).
Rookie of the Year: Robert O'Kelley, WF (53); Dion Glover, GT (43); Shane Battier, Duke (3); Kenny Inge, NCS (2); Elton Brand, Duke (1); Alvin Jones, GT (1).

Statistical Leaders

Scoring (NCAA rank)

Antawn Jamison, Jr., UNC	(11)	22.2
Matt Harpring, Sr., GT	(14)	21.6
Norman Nolan, Sr., UVa	(22)	21.0
Dion Glover, Fr., GT	(68)	18.4
Curtis Staples, Sr., UVa		18.1

Rebounding

Antawn Jamison, UNC	(13)	10.5
Matt Harpring, GT	(30)	9.4
Norman Nolan, Sr., UVa		9.2
Kenny Inge, Fr., NCS		7.4
Rodney Elliott, Sr., Md.		7.4

1999

Duke - ACC Champion
Elton Brand, Duke - ACC Player of the Year
Chris Williams, Virginia - ACC Rookie of the Year
Mike Krzyzewski, Duke - ACC Coach of the Year

For the first time since the national championship year of 1992 and 10th time overall, **Duke** captured the ACC Tournament championship … the Blue Devils, who became the first team to post a 16-0 regular-season ACC record since the league expanded to nine teams prior to the 1991-92 season, defeated second-seeded North Carolina 96-73 in the championship game … the ACC earned three NCAA Tournament berths, with Duke advancing to the national title game for the first time since 1994 … seven ACC teams took part in post-season play all together … Clemson reached the NIT finals before suffering a one-point loss to California … Duke reached five Final Fours during the decade of the 1990s … the ACC became the first conference in college basketball history to have all of its league games (72) televised regionally or nationally … NC State's loss to Princeton in the second round of the NIT marked the end of the Wolfpack's final season in Reynolds Coliseum, the historic venue that played host to the first 13 ACC Tournaments … Florida State's 7-2 center Karim Shabazz wore a size 20 basketball shoe ...the Chicago Bulls made Duke's Elton Brand the first overall selection in the NBA Draft … six ACC players went in the first round total, including Brand's Duke teammates Trajan Langdon, Corey Maggette and Trajan Langdon ... Maryland made its first 14 shots in a 92-69 win over Wake Forest (D3) ... Georgia Tech played in a school-record five overtime games ... head coaches making their ACC debuts were Clemson's Larry Shyatt and Virginia's Pete Gillen ... the Cavaliers beat Florida State 67-60 (J30) snapping their 13-game ACC road game losing streak.

1998-99 Final Standings

Team	AP	Coach	ACC W	ACC L	ACC For	ACC Opp	Overall W	Overall L	Overall For	Overall Opp
Duke	1	2	16	0	91.1	66.8	37	2	91.8	67.2
Maryland	5	8	13	3	81.9	70.6	28	6	84.6	66.4
North Carolina	13	18	10	6	68.6	65.5	24	10	71.4	64.9
Wake Forest			7	9	66.5	68.8	17	14	66.6	65.0
NC State			6	10	64.1	71.1	19	14	71.6	66.3
Georgia Tech			6	10	68.1	76.1	15	16	67.3	72.2
Clemson			5	11	69.9	71.1	20	15	71.7	64.7
Florida State			5	11	69.7	78.4	13	17	70.6	73.3
Virginia			4	12	65.3	76.6	14	16	72.8	73.7

vs. Non-Conference: 107-30 (.781) **vs. Non-ACC Ranked Teams:** 9-10
NCAA: (3 teams; 7-3) **NIT:** (4 teams; 6-4)
Teams Ranked: Clemson, Duke, Maryland, North Carolina

1999 ACC Tournament, Charlotte, N.C. (March 4-5-6-7)

First Round - #8 Florida State d. #7 Clemson 87-85 (ot); #1 Duke d. #9 Virginia 104-67.
Quarterfinals - #5 NC State d. #4 Wake Forest 66-52; #2 Maryland d. #8 Florida State 93-69; #3 North Carolina d. #6 Georgia Tech 78-49.
Semifinals - Duke d. NC State 83-68; North Carolina d. Maryland 86-79.
Finals - Duke d. North Carolina 96-73

All-Tournament - First Team - William Avery, Duke; Max Owens, UNC; Steve Francis, Md.; Ademola Okulaja, UNC; Elton Brand, Duke.
Second Team - Corey Maggette, Duke; Shane Battier, Duke; Ed Cota, UNC; Anthony Grundy, NCS; Kris Lang, UNC.
Everett Case Award - Elton Brand, Duke (19.3 points, 10.3 rebounds)

All-Atlantic Coast Conference

First Team • unanimous		Second Team		Third Team	
Elton Brand, So., Duke	• 303	William Avery, So., Duke	221	Shane Battier, So., Duke	122
Trajan Langdon, Sr., Duke	297	Terrell McIntyre, Sr., Clem.	194	Chris Carrawell, Jr., Duke	122
Steve Francis, Jr., Md.	264	Ed Cota, Jr., UNC	171	Ron Hale, Jr., FSU	104
Terence Morris, So., Md.	240	Jason Collier, Jr., GT	152	Laron Profit, Sr., Md.	97
Ademola Okulaja, Sr., UNC	226	Robert O'Kelley, So., WF	139	Chris Williams, Fr., UVa	88

Player of the Year: Elton Brand, So., Duke (70); Trajan Langdon, Jr., Duke (17); William Avery, So., Duke; Steve Francis, Jr., Md. (3); Terrence Morris, So., Md. (2); Shane Battier, So., Duke (1).
Coach of the Year: Mike Krzyzewski, Duke (77); Pete Gillen, UVa (10); Gary Williams, Md. (6); Herb Sendek, NCS (12); Bobby Cremins, GT (1).
Rookie of the Year (10+): Chris Williams, UVa (83); Corey Maggette, Duke (10).

Statistical Leaders

Scoring

Terrell McIntyre, Sr., Clem	17.9
Elton Brand, So. Duke	17.7
Robert O'Kelley, So., WF	17.5
Trajan Langdon, Sr., Duke	17.3
Jason Collier, Jr. GT	17.2

Rebounding

Harold Jamison, Sr., Clem.	(18)	9.9
Elton Brand, So., Duke	(19)	9.8
Alvin Jones, So., GT	(20)	9.7
Ademola Okulaja, UNC		8.4
Chris Williams, Fr., UVa		7.5

2000

Duke - ACC Champion
Chris Carrawell, Duke - ACC Player of the Year
Joseph Forte, UNC - ACC Rookie of the Year
Mike Krzyzewski, Duke - ACC Coach of the Year

Duke staked claim to its second straight ACC championship with an 81-68 win over Maryland in the title game … The Blue Devils' Jason Williams became the fourth freshman to win MVP honors after averaging 17.7 points and nine assists in three tournament wins … North Carolina reached its NCAA record-tying 15th Final Four despite entering the NCAA Tournament as a No. 8 regional seed … Duke and Maryland also represented the league in the NCAA Tournament, with the Blue Devils reaching the East Regional semifinal … Wake Forest won its first NIT championship and the ACC's fifth overall, downing Notre Dame 71-61 in the championship game at New York's Madison Square Garden … the Demon Deacons faced the Fighting Irish after defeating NC State 62-59 in overtime in the semifinals … Virginia also made the NIT field to give the ACC six total postseason berths … Duke's freshmen, led by Williams, Carlos Boozer and Mike Dunleavy, averaged 40.5 ppg - most ever by a freshmen class on an ACC regular-season champion … North Carolina senior Ed Cota finished third on the all-time NCAA and ACC assist lists with 1,030 behind former Duke star Bobby Hurley (1,076 from 1990-93) and NC State's Chris Corchiani (1,038 from 1988-91) … Clemson's Will Solomon was the only ACC player to score in double figures in every game … Solomon's 14.6 ppg scoring increase (to 20.9 ppg from 6.3 ppg last season) was the highest in ACC history … The ACC held a 5-4 edge in the inaugural ACC-Big Ten Challenge ... in a 102-56 win over Hampton (D10), Virginia scored the game's first 15 points before the Pirates even attempted a field goal.

1999-2000 Final Standings

Team	AP	Coach	ACC W	ACC L	ACC For	ACC Opp	Overall W	Overall L	Overall For	Overall Opp
Duke	1	4	15	1	89.6	74.4	29	5	88.0	71.3
Maryland	17	25	11	5	78.6	71.2	25	10	76.7	68.2
North Carolina	x	11	9	7	74.4	71.3	22	14	75.4	70.2
Virginia			9	7	80.4	80.4	19	11	84.2	77.9
Wake Forest			7	9	66.8	68.7	22	14	69.8	64.5
NC State			6	10	67.5	68.4	20	14	69.0	63.6
Florida State			6	10	64.7	72.9	12	17	64.6	70.2
Georgia Tech			5	11	63.4	70.6	13	17	70.6	71.4
Clemson			4	12	65.1	72.4	10	20	64.4	70.0

vs. Non-Conference: 91-42 (.684) **vs. Non-ACC Ranked Teams:** 10-13
NCAA: (3 teams; 7-3) **NIT:** (3 teams; 8-3 - Wake Forest champion)
Teams Ranked: Duke, Maryland, North Carolina, NC State, Wake Forest

2000 ACC Tournament, Charlotte, N.C. (March 9-10-11-12)

First Round - #7 Florida State d. #8 Georgia Tech 63-62; #1 Duke d. #9 Clemson 94-63.
Quarterfinals - #Wake Forest d. #4 North Carolina 58-52; #2 Maryland d. #7 Florida State 82-61; #6 NC State d. #3 Virginia 76-65.
Semifinals - Duke d. Wake Forest 82-73; Maryland d. NC State 64-61.
Finals - Duke d. Maryland 81-68.

All-Tournament - First Team - Jason Williams, Duke; Juan Dixon, Md.; Shane Battier, Duke; Lonny Baxter, Md.; Chris Carrawell, Duke.
Second Team - Terence Morris, Md.; Carlos Boozer, Duke; Mike Dunleavy, Duke; Damien Wilkins, NCS; Nate James, Duke.
Everett Case Award - Jason Williams, Duke (17.7 points; 9.0 assists)

All-Atlantic Coast Conference

First Team • unanimous
Chris Carrawell, Sr., Duke . •309
Shane Battier, Jr., Duke 307
Juan Dixon, So., Md..... 290
Will Solomon, So., Clem.... 258
Lonny Baxter, So., Md..... 247

Second Team
Terence Morris, Jr., Md. . 216
Ed Cota, Sr., UNC 211
Donald Hand, Jr., UVa..... 167
Jason Collier, Sr., GT 156
Joseph Forte, Fr., UNC.... 137
Chris Williams, So., UVa . 137

Third Team
Jason Williams, Fr., Duke... 113
Darius Songaila, So., WF 91
Brendan Haywood, Jr., UNC... 90
Ron Hale, Sr., FSU 88
Damous Anderson, Sr., FSU . 83

Player of the Year: Chris Carrawell, Sr., Duke (82); Shane Battier, Jr., Duke (16); Will Solomon, So., Clem. (3); Juan Dixon, So., Md. (2); Lonnie Baxter, So., Md. (1).
Coach of the Year: Mike Krzyzewski, Duke (56); Gary Williams, Md. (29); Pete Gillen, UVa (15); Bobby Cremins, GT (1); Larry Shyatt, Clem. (1).
Rookie of the Year (5+): Joseph Forte, UNC (48); Jason Williams, Duke (43); Steve Blake, Md. (7).

Statistical Leaders

Scoring (NCAA rank)
Will Solomon, So., Clem ..... (16) 20.9
Juan Dixon, So., Md..... (69) 18.0
Shane Battier, Jr., Duke 17.4
Jason Collier, Sr., GT 17.0
Chris Carrawell, Sr., Duke 16.9

Rebounding
Jason Collier, Sr., GT ..... (27) 9.2
Lonny Baxter, So., Md. 8.8
Terence Morris, Jr., Md. 8.6
Travis Watson, Fr., UVa 8.3
Alvin Jones, Jr., GT 8.0

2001

Duke - ACC Champion & National Champion
Battier, Duke & Forte, UNC - ACC Co-Players of the Year
Chris Duhon, Duke - ACC Rookie of the Year
Paul Hewitt, GT - ACC Coach of the Year

The **Duke Blue Devils** brought home their third NCAA crown, beating Arizona 82-72 before nearly 46,000 at the Metrodome in Minneapolis … Duke defeated Maryland in the semifinals, marking the third time since 1990 the ACC had placed two teams in the Final Four … the Final Four appearance was the first for the Terps … Duke also captured its third straight ACC championship, edging Maryland in the semifinals and downing North Carolina 79-53 in the title game … the ACC Tournament at the Georgia Dome in Atlanta set NCAA records for total attendance (182,525), per session average (36,505) and single-session attendance (40,083) … the league saw a tie in voting for ACC Player of the Year, with Duke's Shane Battier and North Carolina's Joseph Forte sharing the honor with 32 votes apiece … Georgia Tech's Paul Hewitt was voted ACC Coach of the Year in his first season at the helm … UNC head coach Matt Doherty, in his first season as head coach of his alma mater, was voted National Coach of the Year by the Associated Press … Duke's previous two national titles came in 1991 and 1992, giving the Blue Devils three NCAA championships in 11 seasons under coach Mike Krzyzewski …. twelve of the ACC's 18 basketball teams (six men's and six women's) were involved in NCAA Tournament play in 2001, the most percentage-wise of any conference (.667) … the 2000-01 season marked the first year of the "ACC Sunday Night" Games of the Week under a 10-year deal involving the conference, Fox Sports Net and Raycom/Jefferson Pilot ... Bob Harris, Duke's veteran play-by-play announcer, came down with the flu and missed his first game in 25 years - a 98-77 win over Georgia Tech (J20).

2000-01 Final Standings

Team	AP	Coach	ACC W	ACC L	ACC For	ACC Opp	Overall W	Overall L	Overall For	Overall Opp
Duke	1	1	13	3	93.2	74.9	35	4	90.7	70.5
North Carolina	6	10	13	3	80.4	74.0	26	7	79.1	70.9
Maryland	11	4	10	6	83.2	75.5	25	11	85.2	72.4
Virginia	16	21	9	7	79.9	79.8	20	9	85.0	74.8
Wake Forest	23	x	8	8	75.6	72.1	19	11	76.5	66.5
Georgia Tech			8	8	73.6	77.9	17	13	75.6	72.9
NC State			5	11	70.5	74.3	13	16	73.8	72.3
Florida State			4	12	67.4	79.0	9	21	69.5	76.3
Clemson			2	14	70.6	86.9	12	19	74.1	79.7

vs. Non-Conference: 95-30 (.760) **vs. Non-ACC Ranked Teams:** 12-10
NCAA: (6 teams; 11-5 - Duke champion) **NIT:** (no teams)
Teams Ranked: Duke, Maryland, North Carolina, Virginia, Wake Forest

2001 ACC Tournament, Atlanta, Ga. (March 8-9-10-11)

First Round - #9 Clemson d. #8 Florida State 66-64.
Quarterfinals - #1 N. Carolina d. #9 Clemson 99-81; #5 Georgia Tech d. #4 Virginia 74-69; #2 Duke d. #7 NC State 76-61; #3 Maryland d. #6 Wake Forest 71-53.
Semifinals - North Carolina d. Georgia Tech 70-63; Duke d. Maryland 84-82.
Finals - Duke d. North Carolina 79-53.

All-Tournament - First Team - Shane Battier, Duke; Jason Williams, Duke; Joseph Forte, UNC; Mike Dunleavy, Duke; Juan Dixon, Md.
Second Team - Brendan Haywood, UNC; Lonny Baxter, Md.; Alvin Jones, GT; Nate James, Duke; Jason Capel, UNC
Everett Case Award - Shane Battier, Duke (18.7 points; 8.3 rebounds)

All-Atlantic Coast Conference

First Team • unanimous
Shane Battier, Sr., Duke.... •222
Joseph Forte, So., UNC .... •222
Jason Williams, So., Duke . • 222
Juan Dixon, Jr., Md..... 195
Alvin Jones, Sr., GT..... 155

Second Team
Will Solomon, Jr., Clem. . 150
Brendan Haywood, Sr., UNC .. 134
Lonny Baxter, Jr., Md..... 114
Josh Howard, So., WF 105
Travis Watson, So., UVa .. 102

Third Team
Chris Williams, Jr., UVa. 91
Roger Mason, Jr., So., UVa.. 70
Terence Morris, Sr., Md..... 62
Jason Capel, Jr., UNC..... 57
Nate James, Sr., Duke 49

Player of the Year: Shane Battier, Sr., Duke (32); Joseph Forte, So., UNC (32); Jason Williams, So., Duke (8).
Coach of the Year: Paul Hewitt, GT (41); Matt Doherty, UNC (26); Pete Gillen, UVa (5).
Rookie of the Year (2+): Chris Duhon, Duke (52); Tony Stockman, Clem. (8); Michael Joiner, FSU (6); Halston Lane, GT (2).

Statistical Leaders

Scoring
Jason Williams, So. Duke ... (15) 21.6
Joseph Forte, So. UNC..... (19) 20.9
Shane Battier, Sr., Duke..... (28) 19.9
Will Solomon, Jr., Clem. ..... (32) 19.7
Juan Dixon, Jr., Md..... 18.2

Rebounding
Alvin Jones, Sr., GT ..... (10) 10.4
Travis Watson, So., UVa. 9.1
Lonny Baxter, Jr., Md..... 7.9
Terence Morris, Sr., Md. 7.7
Josh Shoemaker, Sr., WF..... 7.4

2002

Maryland - National Champion
Duke - ACC Champion
Juan Dixon, Maryland - ACC Player of the Year
Ed Nelson, GT - ACC Rookie; Gary Williams, Maryland - ACC Coach

Maryland delivered the ACC's second straight national title and ninth overall, downing Indiana 64-62 in the NCAA title game at Atlanta … The Terps, who entered NCAA play as a No. 1 regional seed, reached the national title game by defeating the highest possible seeded team in each game, including fellow No. 1 seed Kansas by a 97-88 score in the NCAA semifinals … Maryland's Juan Dixon was named MVP of the Final Four ... with the Terps' No. 1 ranking in the final USA Today/ESPN poll, the ACC became the first conference to finish a season with two different teams ranked No. 1 in the two major polls …. Duke was ranked No. 1 in the Associated Press poll … Duke became the first team to win four straight ACC championships, downing NC State 91-61 in the tournament title game … Duke became the first school in ACC history to place three players on the All-ACC first team as Jason Williams, Mike Dunleavy and Carlos Boozer were all selected ... Williams finished second to Maryland's Juan Dixon in balloting for ACC Player of the Year, but was later named the ACC's 15th consensus National Player of the Year ... top-ranked Duke's 99-78 win over No. 3 Maryland (J17) drew over three million viewers - the largest ESPN audience ever for a regular-season college basketball game … Georgia Tech won eight of its final 11 ACC games to finish 7-9 in ACC play … the Yellow Jackets' conference finish was the best ever for an ACC team after starting 0-7 in ACC play …. The ACC held a 5-3 edge in the ACC-Big Ten Challenge ... on Feb. 24, Duke trailed St. John's 20-13 with 13:00 left in the first half; the Blue Devils then out-scored the Red Storm 35-1 to take a 48-21 lead into the locker room at halftime.

2001-02 Final Standings

Team	AP	Coach	ACC W	ACC L	ACC For	ACC Opp	Overall W	Overall L	Overall For	Overall Opp
Maryland	4	1	15	1	90.5	77.1	32	4	85.0	70.9
Duke	1	5	13	3	91.0	72.8	31	4	88.9	69.2
Wake Forest			9	7	84.7	80.8	21	13	82.0	77.1
NC State	x	25	9	7	76.1	74.1	23	11	75.4	67.8
Virginia			7	9	76.6	79.3	17	12	79.6	74.3
Georgia Tech			7	9	76.1	77.9	15	16	76.5	76.6
North Carolina			4	12	73.8	84.6	8	20	72.2	78.9
Florida State			4	12	69.3	81.3	12	17	71.8	74.0
Clemson			4	12	75.1	85.4	13	17	75.2	76.8

vs. Non-Conference: 92-34 (.730) **vs. Non-ACC Ranked Teams:** 13-9
NCAA: (4 teams; 10-3 - Maryland champion) **NIT:** (1 team; 0-1)
Teams Ranked: Duke, Maryland, North Carolina, NC State, Virginia, Wake Forest

2002 ACC Tournament, Charlotte, N.C. (March 7-8-9-10)

First Round - #9 Florida State d. #8 Clemson 91-84.
Quarterfinals - #1 Maryland d. #9 Florida State 85-59; #4 NC State d. #5 Virginia 92-72; #2 Duke d. #7 North Carolina 60-48; #3 Wake Forest d. #6 Georgia Tech 92-83.
Semifinals - NC State d. Maryland 88-82; Duke d. Wake Forest 79-64.
Finals - Duke d. NC State 91-61.

All-Tournament - First Team - Carlos Boozer, Duke; Jason Williams, Duke; Anthony Grundy, NCS; Mike Dunleavy, Duke; Archie Miller, NCS.
Second Team - Steve Blake, Md.; Julius Hodge, NCS; Darius Songaila, WF; Chris Duhon, Duke; Marcus Melvin, NCS.
Everett Case Award - Carlos Boozer, Duke (18.0 points; 9.3 rebounds)

All-Atlantic Coast Conference

First Team • unanimous		Second Team		Third Team	
Jason Williams, Jr., Duke	•252	Lonny Baxter, Sr., Md.	199	Josh Howard, Jr., WF	99
Juan Dixon, Sr., Md.	•252	Darius Songaila, Sr., WF	185	Steve Blake, Jr., Md.	99
Mike Dunleavy, Jr., Duke	249	Roger Mason, Jr., UVa	147	Edward Scott, Jr., Clem.	59
Anthony Grundy, Sr., NCS	220	Tony Atkins, Sr., GT	141	Chris Wilcox, So., Md.	55
Carlos Boozer, Jr., Duke	211	Travis Watson, Jr., UVa	128	Jason Capel, Sr., UNC	39

Player of the Year: Juan Dixon, Sr., Md. (41); Jason Williams, Jr., Duke (38); Mike Dunleavy, Jr., Duke (4); Anthony Grundy, Sr., NCS (1).
Coach of the Year: Gary Williams, Md. (44); Herb Sendek, NCS (35); Paul Hewitt, GT (3);
Rookie of the Year (5+): Ed Nelson, GT (37); Julius Hodge, NCS (31); B.J. Elder, GT (5).

Statistical Leaders

Scoring (NCAA rank)

Jason Williams, Jr. Duke	(19)	21.3
Juan Dixon, Sr., Md.	(31)	20.4
Roger Mason, Jr., UVa		18.6
Carlos Boozer, Jr., Duke		18.2
Darius Songaila. Sr., WF		17.9

Rebounding

Travis Watson, Jr., UVa	(27)	9.7
Ray Henderson, Jr., Clem.		8.8
Carlos Boozer, Jr. Duke		8.7
Jason Capel, Sr., UNC		8.6
Lonny Baxter, Sr., Md.		8.2

2003

Duke - ACC Champion
Josh Howard, WF - ACC Player of the Year
Chris Bosh, GT - ACC Rookie of the Year
Skip Prosser - ACC Coach of the Year

The ACC Tournament returned to Greensboro for the first time since 1998 as the ACC celebrated its 50th Anniversary season … **Duke** extended its record-setting streak of ACC titles to five with a come-from behind 84-77 win over fourth-seeded NC State … freshman J.J. Redick led the Blue Devils' title-game charge by scoring 23 of his 30 points in the final 10:07 … Wake Forest second-year coach Skip Prosser was the unanimous choice as ACC Coach of the Year, receiving all 92 media votes after leading the Demon Deacons to a first-place regular-season finish … Wake's Josh Howard was a consensus All-American and the league's second unanimous ACC Player of the Year … seven of the ACC's nine teams earned postseason bids, and it marked the 24th straight year the conference had placed at least two teams in the NCAA Tournament's "Sweet 16" … Clemson's Edward Scott proved to be the ACC's "Iron Man," playing at least 40 minutes in 12 games and averaging 38.5 minutes played per contest … Duke's Redick shot .919 from the foul line to set a new ACC record … ACC Rookie of the Year Chris Bosh of Georgia Tech became the second freshman to lead the conference in field goal percentage (.560) … Virginia beat North Carolina 79-72 (J11); the game marked the return of junior guard Majestic Mapp, who had missed the previous 70 games with a knee injury ...Maryland's Steve Blake finished his career third on the ACC career assists list and fifth on the NCAA chart with 972 ... Blake became the first player in ACC history to boast at least 1,000 points, 800 assists, 400 rebounds and 200 steals ... Wake Forest beat Maryland 81-72 (J15) stopping the Terps' 15-game ACC regular season win streak.

2002-03 Final Standings

Team	AP	Coach	ACC W	ACC L	ACC For	ACC Opp	Overall W	Overall L	Overall For	Overall Opp
Wake Forest	8	9	13	3	74.5	69.6	25	6	77.8	67.8
Maryland	17	17	11	5	79.3	69.3	21	10	79.7	66.7
Duke	7	7	11	5	78.7	71.8	26	7	81.1	69.6
NC State			9	7	68.9	68.3	18	13	72.5	68.3
Georgia Tech			7	9	73.3	71.6	16	15	74.1	69.8
Virginia			6	10	72.6	77.5	16	16	73.9	74.6
North Carolina			6	10	70.0	75.5	19	16	72.1	71.2
Clemson			5	11	64.0	71.1	15	13	68.4	68.1
Florida State			4	12	63.9	70.6	14	15	68.1	66.6

vs. Non-Conference: 107-30 (.781) **vs. Non-ACC Ranked Teams:** 9-10
NCAA: (3 teams; 7-3) **NIT:** (4 teams; 6-4)
Teams Ranked: Duke, Maryland, North Carolina, NC State, Virginia, Wake Forest

2003 ACC Tournament, Greensboro, N.C. (March 13-14-15-16)

First Round - #9 Florida State d. #8 Clemson 72-61
Quarterfinals - #1 Wake Forest d. #9 Florida State 69-61; #4 NC State d. #5 Georgia Tech 71-65; #7 North Carolina d. #2 Maryland 84-72; #3 Duke d. #6 Virginia 83-76.
Semifinals - NC State d. Wake Forest 87-83; Duke d. North Carolina 75-63.
Finals - Duke d. NC State 84-77.

All-Tournament - First Team -Daniel Ewing, Duke; Marcus Melvin, NCS; Josh Powell, NCS; Julius Hodge, NCS; Raymond Felton, UNC.
Second Team - J.J. Redick, Duke; Jawad Williams, UNC; Scooter Sherrill, NCS; Josh Howard, WF; Dahntay Jones, Duke.
Everett Case Award - Daniel Ewing, Duke (20.7 points; 3.0 rebounds).

All-Atlantic Coast Conference

First Team • unanimous		Second Team		Third Team	
Josh Howard, Sr., WF	• 276	Drew Nicholas, Sr., Md.	212	J.J. Redick, Fr., Duke	98
Julius Hodge, So., NCS	263	Chris Bosh, Fr., GT	185	Ryan Randle, Sr., Md.	95
Steve Blake, Sr., Md.	257	Travis Watson, Sr., UVa	149	Chris Duhon, Jr., Duke	94
Dahntay Jones, Sr., Duke	253	Tim Pickett, Jr., FSU	132	Raymond Felton, Fr., UNC	81
Edward Scott, Sr., Clem.	245	Vytas Danelius, So., WF	128	B.J. Elder, So., GT	77

Player of the Year: Josh Howard, Sr., Wake Forest (92) - unanimous
Coach of the Year: Skip Prosser, Wake Forest (92) - unanimous
Rookie of the Year: Chris Bosh, GT (68); J.J. Redick, Duke (12); Raymond Felton, UNC (8); Rashad McCants, UNC (3); Justin Gray, WF (1)

Statistical Leaders

Scoring

Josh Howard, Sr., WF	(49)	19.5
Drew Nichols, Sr., MD.		17.8
Edward Scott, Sr. Clem.		17.7
Julius Hodge, So., NCS		17.7
Dahntay Jones, Sr., Duke		17.7

Rebounding

Travis Watson, Sr., UVa	(14)	10.4
Chris Bosh, Fr., GT		9.0
Josh Howard, Sr., WF		8.3
Vytas Danelius, So., WF		7.5
Ryan Randle, Sr., Md.		7.2

2004

Maryland - ACC Champion
Julius Hodge, NCS - ACC Player of the Year
Chris Paul, WF - ACC Rookie of the Year
Herb Sendek, NCS - ACC Coach of the Year

Maryland broke Duke's recent lock on the ACC Tournament championship, scrapping past the five-time defending champion Blue Devils for a 95-87 overtime win in the title game … the title was the third overall for the Terps, their first under head coach Gary Williams and their first since 1984 … Maryland won the ACC Tournament as a No. 6 seed and handed Duke its first loss in the event since the 1998 finals … the ACC placed two teams in the Final Four (Duke and Georgia Tech) for the second time in four years and fifth time overall … the ACC became the first conference to have five teams enter the NCAA Tournament as top 16 seeds … six ACC teams reached in the NCAA Tournament in all, posting a 14-6 combined record … the conference was young this season, with the nine teams combining to start only seven seniors in the ACC Tournament … of the 15 players voted All-ACC first-, second- or third-team, only three were seniors … The ACC held a 7-2 edge in the ACC-Big Ten Challenge … North Carolina became the first program in ACC history to boast the league leaders in scoring (Rashad McCants, 20.0), rebounding (Sean May, 9.8) and assists (Raymond Felton, 7.4).

2003-04 Final Standings

			ACC				Overall			
Team	AP	Coach	W	L	For	Opp	W	L	For	Opp
Duke	6	2	13	3	77.6	67.8	31	6	62.1	49.7
NC State	15	20	11	5	72.7	67.5	21	10	63.5	56.0
Wake Forest	17	15	9	7	82.2	80.4	21	10	72.9	65.5
Georgia Tech	14	3	9	7	75.6	73.4	28	10	61.7	52.3
North Carolina	18	22	8	8	81.7	79.6	19	11	74.8	67.7
Maryland	19	24	7	9	72.8	74.7	20	12	64.2	59.3
Florida State			6	10	67.9	68.3	19	14	64.8	58.3
Virginia			6	10	69.4	77.3	18	13	64.7	65.2
Clemson			3	13	58.9	69.9	10	18	62.9	68.0

vs. Non-Conference: 106-22 (.828) **vs. Non-ACC Ranked Teams:** 13-12
NCAA: (6 teams; 14-6) **NIT:** (2 teams; 2-2)
Teams Ranked: Duke, FSU, Georgia Tech, Maryland, UNC, NC State, Wake Forest

2004 ACC Tournament, Greensboro, N.C. (March 11-12-13-14)

First Round - #8 Virginia d. #9 Clemson 83-79.
Quarterfinals - #1 Duke d. #8 Virginia 84-74; #4 Georgia Tech d. #5 North Carolina 83-82; #2 NC State d. #7 Florida State 78-71; #6 Maryland d. #3 Wake Forest 87-86.
Semifinals - Duke d. Georgia Tech 85-71; Maryland d. NC State 85-82.
Finals - Maryland d. Duke 95-87 ot.

All-Tournament - First Team - John Gilchrist, Md.; Shelden Williams, Duke; Chris Duhon, Duke; Jamar Smith, Md.; Daniel Ewing, Duke.
Second Team - Julius Hodge, NCS; Luol Deng, Duke; Travis Garrison, Md.; B.J. Elder, GT; Chris Paul, WF.
Everett Case Award - John Gilchrist, Maryland (24.0 points, 6.3 assists)

All-Atlantic Coast Conference

First Team • unanimous		Second Team		Third Team	
Rashad McCants, So., UNC	277	J.J. Redick, So.., Duke	220	Chris Paul, Fr., WF	124
Julius Hodge, Jr., NCS	276	B.J. Elder, Jr., GT	197	Raymond Felton, So., UNC	115
Tim Pickett, Sr., FSU	264	Marcus Melvin, Sr., NCS	157	Luol Deng, Fr., Duke	111
Chris Duhon, Sr., Duke	252	Sean May, So., UNC	140	John Gilchrist, So., Md.	78
Justin Gray, Jr., WF	236	Shelden Williams, So., Duke	125	Jarrett Jack, So., GT	69

Player of the Year: Julius Hodge, Jr., NCS (52); Chris Duhon, Sr., Duke (31); Rashad McCants, So., UNC (5); Tim Pickett, Sr., FSU (4); J.J. Redick, So., Duke (1).
Coach of the Year: Herb Sendek, NCS (67); Paul Hewitt, GT (18); Mike Krzyzewski, Duke (4); Leonard Hamilton, FSU (2); Skip Prosser, WF (2).
Rookie of the Year: Chris Paul, WF (53); Luol Deng, Duke (40)

Statistical Leaders

Scoring (NCAA rank)			Rebounding		
Rashad McCants, So., UNC	(26)	20.0	Sean May, So. UNC	(17)	9.8
Julius Hodge, Jr., NCS		18.2	Jamar Smith, Sr., Md.		8.8
Justin Gray, So., WF		17.0	Shelden Williams, So. Duke		8.5
Tim Pickett, Sr., FSU		16.5	Jamaal Levy, Jr. WF		8.4
J.J. Redick, So., Duke		15.9	Marcus Melvin, Sr., NCS		8.1

2005

North Carolina - National Champion
Duke - ACC Champion
J.J. Redick, Duke - ACC Player of the Year
Marvin Williams, UNC - ACC Rookie; Seth Greenberg, VT - ACC Coach

North Carolina claimed the ACC's third national title in five years and the league's 10th overall, downing top-ranked Illinois 75-70 in the NCAA title game in St. Louis … Junior Sean May was voted the Final Four MVP after averaging 24 points and 8.5 rebounds in wins over Michigan State and the Illini … the ACC Tournament set up shop in Washington, D.C., for the first time, and Duke claimed its sixth title in seven years with a 69-64 win over Georgia Tech in the championship game at the MCI Center … with a 12-4 mark in NCAA Tournament play, the ACC was the nation's winningest conference … Virginia Tech's Seth Greenberg was voted ACC Coach of the Year after leading the Hokies to their first postseason appearance since 1996 … Duke, Georgia Tech, NC State and Wake Forest joined UNC in the NCAA Tournament … Virginia Tech and Miami competed for the first time as ACC members … the Hokies led all NCAA schools with an average home-game attendance increase of 3,063 … the ACC ran its record to 6-0 in the ACC-Big Ten Challenge by winning seven of the nine games … seven ACC players taken in the first round of the NBA Draft, tying for the second highest ever and including the UNC quartet of Marvin Williams, Raymond Felton, Sean May and Rashad McCants.

2004-05 Final Standings

			ACC				Overall			
Team	AP	Coach	W	L	For	Opp	W	L	For	Opp
North Carolina	2	1	14	2	87.0	69.6	33	4	88.0	70.3
Wake Forest	3	11	13	3	87.3	75.8	27	6	84.9	74.0
Duke	5	7	11	5	80.7	71.8	27	6	78.2	65.2
Georgia Tech			8	8	72.8	73.4	20	12	74.1	66.7
Virginia Tech			8	8	67.2	73.0	16	14	68.5	68.7
NC State	x	22	7	9	71.2	70.2	21	14	73.1	66.1
Miami			7	9	70.6	74.8	16	13	71.4	69.7
Maryland			7	9	79.6	83.3	19	13	81.9	76.0
Clemson			5	11	68.3	74.6	16	16	71.7	69.3
Virginia			4	12	70.1	81.0	14	15	72.8	76.0
Florida State			4	12	66.6	73.8	12	19	68.6	70.0

vs. Non-Conference: 121-34 (.781) **vs. Non-ACC Ranked Teams:** 14-9
NCAA: (5 teams; 12-4 - North Carolina champion) **NIT:** (2 teams; 3-2)
Teams Ranked: Duke, Georgia Tech, Maryland, UNC, NC State, UVa, Wake Forest

2005 ACC Tournament, Washington, D.C. (March 10-11-12-13)

First Round - #9 Clemson d. #8 Maryland 84-72; #7 NC State d. #10 Florida State 70-54; #11 Virginia d. #6 Miami 66-65.
Quarterfinals - #1 North Carolina d. #9 Clemson 88-81; #5 Georgia Tech d. #4 Virginia Tech 73-54; #7 NC State d. #2 Wake Forest 81-65; #3 Duke d. #11 Virginia 76-64.
Semifinals - Georgia Tech d. North Carolina 78-75; Duke d. NC State 76-69.
Finals - Duke d. Georgia Tech 69-64.

All-Tournament - First Team - J.J. Redick, Duke; Shelden Williams, Duke; Daniel Ewing, Duke; Will Bynum, GT; Raymond Felton, UNC
Second Team - Jarrett Jack, GT; Elian Evtimov, NCS; Julius Hodge, NCS; Shawan Robinson, Clem.; J.R. Reynolds, UVa.
Everett Case Award - J.J. Redick, Duke (25.3 points; 4.3 rebounds)

All-Atlantic Coast Conference

First Team • unanimous		Second Team		Third Team	
J.J. Redick, Jr., Duke	•363	Guillermo Diaz, So., UM	243	Rashad McCants, Jr., UNC.	170
Chris Paul, So., WF	355	Julius Hodge, Sr., NCS	227	Sharrod Ford, Sr., Clem.	131
Sean May, Jr., UNC	353	Eric Williams, Jr., WF	222	Nik Caner-Medley, Jr., Md.	110
Shelden Williams, Jr., Duke	353	Jarrett Jack, Jr., GT	200	Daniel Ewing, Sr., Duke	102
Raymond Felton, Jr., UNC	311	Justin Gray, Jr., WF	184	Jawad Williams, Sr., UNC	83

Player of the Year: J.J. Redick, Jr., Duke (68); Sean May, Jr., UNC (34); Chris Paul, So., WF (11); Raymond Felton, Jr., UNC (4); Shelden Williams, Jr., Duke (2); Guillermo Diaz, So., Miami (1); Rashad McCants, Jr., UNC (1).
Coach of the Year: Seth Greenberg, VT (58); Roy Williams, UNC (33); Mike Krzyzewski, Duke (15); Frank Haith, Miami (14); Skip Prosser, WF (1).
Rookie of the Year: Marvin Williams, UNC (106); Sean Singletary, UVa (14); Tom Hammond, Clem. (1)

Statistical Leaders

Scoring			Rebounding		
J.J. Redick, Jr., Duke	(9)	21.8	Shelden Williams, Jr., Duke	(6)	11.2
Guillermo Diaz, So., UM	(41)	18.6	Sean May, Jr., UNC	(9)	10.7
Sean May, Jr., UNC		17.5	Sharrod Ford, Sr., Clem.		8.2
Robert Hite, Jr., UM		17.3	Elton Brown, Sr., UVa		8.1
Julius Hodge, Sr., NCS		17.0	Anthony King, So., UM		8.0

2006

Duke - ACC Champion
J.J. Redick, Duke - ACC Player of the Year
Tyler Hansbrough, UNC - ACC Rookie of the Year
Roy Williams, UNC - ACC Coach

Duke maintained its recent mastery of the ACC Tournament, edging Boston College 78-76 in the title game … the Blue Devils' ACC championship was their seventh in eight years and 16th overall … the Tournament was the 21st at the Greensboro's Coliseum ... Duke senior J.J. Redick became the ACC's all-time leading scorer with 2,769 career points, breaking the 51-year record of 2,587 held by Wake Forest's Dickie Hemric since 1955 … with Boston College entering the league as a full-fledged member, the ACC completed its inaugural season as a 12-team conference … a revised ACC Tournament format reflected the change with four first-round games on Thursday and four quarterfinal games on Friday for the first time ever … Redick was consensus National Player of the Year … UNC's Tyler Hansbrough was unanimously voted ACC Rookie of the Year and became the first freshman to be unanimously voted first-team All-ACC … With a 34-14 mark in conference play over his first three years at North Carolina, ACC Coach of the Year Roy Williams became the winningest third-year coach in league history … the ACC eclipsed the 2,000,000 mark in total attendance for the first time ever … the ACC edged the Big Ten 6-5 in the ACC-Big Ten Challenge to win the event for the seventh straight year.

2005-06 Final Standings

Team	AP	Coach	ACC W	ACC L	ACC For	ACC Opp	Overall W	Overall L	Overall For	Overall Opp
Duke	1	7	14	2	83.5	73.9	32	4	81.1	68.1
North Carolina	10	14	12	4	79.9	70.6	23	8	79.4	68.6
Boston College	7	11	11	5	70.1	68.8	28	8	74.2	66.2
NC State			10	6	75.8	73.8	22	10	74.5	67.4
Florida State			9	7	74.9	74.2	20	10	76.7	69.2
Maryland			8	8	72.1	76.2	19	13	78.3	73.5
Virginia			7	9	66.7	71.5	15	15	67.9	67.7
Miami			7	9	69.2	69.3	18	16	67.9	65.1
Clemson			7	9	71.8	72.7	19	13	74.3	67.9
Virginia Tech			4	12	68.1	71.1	14	16	68.7	65.2
Georgia Tech			4	12	70.1	74.3	11	17	71.9	72.1
Wake Forest			3	13	72.2	78.0	17	17	73.0	71.7

vs. Non-Conference: 129-40 (.763) **vs. Non-ACC Ranked Teams:** 6-13
NCAA: (4 teams; 6-4) **NIT:** (6 teams; 4-6)
Teams Ranked: Boston College, Duke, Maryland, UNC, NC State, Wake Forest

2006 ACC Tournament, Greensboro, N.C. (March 9-10-11-12)

First Round - #8 Miami d. #9 Clemson 66-63; #12 Wake Forest d. #5 Florida State 78-66; #7 Virginia d. #10 Virginia Tech 60-56; #6 Maryland d. #11 Georgia Tech 82-64.
Quarterfinals - #1 Duke d. #8 Miami 80-76; #12 Wake Forest d. #4 NC State 82-71; #2 North Carolina 79 d. #7 Virginia 79-67; #3 Boston College d. #6 Maryland 80-66.
Semifinals - Duke d. Wake Forest 78-66; Boston College d. North Carolina 85-82.
Finals - Duke d. Boston College 78-76.

All-Tournament - First Team - J.J. Redick, Duke; Craig Smith, BC; Jared Dudley, BC; Shelden Williams, Duke; Tyler Hansbrough, UNC.
Second Team - Greg Paulus, Duke; Louis Hinnant, BC; Josh McRoberts, Duke; Reyshawn Terry, UNC; Eric Williams, WF.
Everett Case Award - J.J. Redick, Duke (23.7 points; 2.0 assists)

All-Atlantic Coast Conference

First Team • unanimous
J.J. Redick, Sr., Duke .....• 324
Tyler Hansbrough, Fr., UNC... • 324
Shelden Williams, Sr., Duke .. • 324
Craig Smith, Sr., BC.....304
Sean Singletary, So., UVa 262

Second Team
Al Thornton, Jr., FSU 240
Guillermo Diaz, Jr., Miami....207
Justin Gray, Sr., WF..... 194
Jared Dudley, Jr., BC 176
David Noel, Sr., UNC..... 127

Third Team
Eric Williams, Sr., WF..... 120
Cameron Benneman, Sr., NCS..106
Robert Hite, Sr., Miami..... 104
Nik Caner-Medley, Sr., Md. .. 84
J.R. Reynolds, Jr., UVa..... 54
Reyshawn Terry, Jr., UNC.... 54

Player of the Year: J.J. Redick, Sr., Duke (105); Tyler Hansbrough, Fr., North Carolina (3).
Coach of the Year: Roy Williams, UNC (94); Mike Krzyzewski, Duke (6); Dave Leitao, UVa (5); Leonard Hamilton, FSU (3).
Rookie of the Year: Tyler Hansbrough, Fr., North Carolina (108) - unanimous

Statistical Leaders

Scoring
J.J. Redick, Sr., Duke..... (2) 26.8
Tyler Hansbrough, Fr., UNC ... (48) 18.9
Shelden Williams, Sr., Duke..... 18.8
Justin Gray, Sr., WF..... 18.2
Sean Singletary, So, UVa 17.7

Rebounding
Shelden Williams, Sr., Duke.... (13) 10.7
Craig Smith, Sr., BC..... (29) 9.4
Eric Williams, Sr., WF 8.9
Akin Akingbala, Sr., Clem..... 8.2
Jeremis Smith, So., GT 8.2

2007

North Carolina - ACC Champion
Jared Dudley, BC - ACC Player of the Year
Brandan Wright, UNC - ACC Rookie of the Year
Dave Leitao, Virginia - ACC Coach of the Year

North Carolina won its first ACC Tournament championship since 1998, fending off rival NC State for an 89-80 win in the title game … the Tar Heels' 16th conference title tied Duke for first on the all-time list … the ACC Tournament was played in Florida for the first time, with Tampa's St. Pete Times Forum serving as host … NC State's Sidney Lowe became the ninth man to coach in the ACC Tournament after first taking part in the event as a player … for the first time in ACC Tournament history, the first four games were all won by lower seeds … a league-record seven teams earned NCAA bids with Boston College, Duke, Georgia Tech, Maryland, Virginia and Virginia Tech joining UNC … the ACC became the first conference in history to have 10 teams with 20 or more wins … UNC's Tyler Hansbrough was consensus All-America, extending the ACC's nation's best mark to 36; the Big East ranked second with 20 … Boston College's Jared Dudley became the first Eagle to be voted ACC Player of the Year … Dave Leitao became the first Virginia coach since Terry Holland in 1982 to be named ACC Coach of the Year … the ACC held an 8-3 edge in the ACC-Big Ten Challenge … the ACC set a single-season attendance record by drawing 2,454,096 fans … the ACC led all conferences with six players taken in the first round of the NBA Draft.

2006-07 Final Standings

Team	AP	Coach	ACC W	ACC L	ACC For	ACC Opp	Overall W	Overall L	Overall For	Overall Opp
North Carolina	4	5	11	5	84.4	71.6	31	7	92.8	68.6
Virginia	x	24	11	5	72.4	70.8	21	11	77.0	70.8
Maryland	18	23	10	6	77.2	73.1	25	9	79.0	67.5
Virginia Tech	x	25	10	6	72.0	71.4	22	12	71.5	64.1
Boston College			10	6	71.8	70.5	21	12	74.3	69.8
Duke			8	8	70.9	67.8	22	11	70.4	62.0
Georgia Tech			8	8	72.8	71.9	20	12	78.6	69.4
Clemson			7	9	69.3	70.8	25	11	73.2	65.7
Florida State			7	9	73.4	72.9	22	13	74.5	69.0
NC State			5	11	67.5	74.4	20	16	71.7	71.5
Wake Forest			5	11	68.1	76.8	15	16	73.8	76.4
Miami			4	12	70.3	78.1	12	20	71.2	72.9

vs. Non-Conference: 149-42 (.780) **vs. Non-ACC Ranked Teams:** 9-13
NCAA: (7 teams; 7-7) **NIT:** (3 teams; 8-3)
Teams Ranked: Clemson, BC, Duke, GT, Maryland, UNC, Virginia, Virginia Tech

2007 ACC Tournament, Tampa, Fla. (March 8-9-10-11)

First Round - #9 Florida State d. #8 Clemson 67-66; #12 Miami d. #5 Maryland 67-62; #10 NC State d. #7 Duke 85-80 ot; #11 Wake Forest d. #6 Georgia Tech 114-112 2ot.
Quarterfinals - #1 N. Carolina d. #9 Florida State 73-58; #4 Boston College d. #12 Miami 74-71 ot; #10 NC State d. #2 Virginia 79-71; #3 Virginia Tech d. #11 Wake Forest 71-52.
Semifinals - North Carolina d. Boston College 71-56; NC State d. Virginia Tech 72-64.
Finals - North Carolina d. NC State 89-80.

All-Tournament - First Team - Brandan Wright, UNC; Wayne Ellington, UNC; Ty Lawson, UNC; Brandon Costner, NCS; Gavin Grant, NCS.
Second Team - Courtney Fells, NCS; Ben McCauley, NCS; Engin Atsur, NCS; Al Thornton, FSU; Tyrese Rice, BC.
Everett Case Award - Brandan Wright, North Carolina (15.7 points; 3.7 rebounds)

All-Atlantic Coast Conference

First Team • unanimous
Jared Dudley, Sr., BC ..... • 318
Tyler Hansbrough, So., NC.. • 318
Al Thornton, Sr., FSU ..... • 318
Sean Singletary, Jr., UVa ... 312
Zabian Dowdell, Sr., VT 286

Second Team
J.R. Reynolds, Sr., UVa.... 232
D.J. Strawberry, Sr., Md. . 180
Tyrese Rice, So., BC 177
Josh McRoberts, So., Duke .159
Brandan Wright, Fr., UNC 150

Third Team
Kyle Visser, Sr., WF..... 120
Javaris Crittenton, Fr., GT... 104
Brandon Costner, Fr., NCS ... 94
Jamon Gordon, Sr., VT..... 61
Jack McClinton, So., Miami.. 48

Player of the Year: Jared Dudley, Sr., BC (45); Al Thornton, Sr., FSU (30); Tyler Hansbrough, So., UNC (19); Sean Singletary, UVa (12).
Coach of the Year: Dave Leitao, UVa (64); Gary Williams, Md. (19); Seth Greenberg, VT (15); Roy Williams, UNC (4); Al Skinner, BC (3); Sidney Lowe, NCS (1).
Rookie of the Year: Brandan Wright, UNC (49); Javaris Crittenton, GT (27); Brandon Costner, NCS (23).

Statistical Leaders

Scoring
Al Thornton, Sr., FSU..... (29) 19.7
Jared Dudley, Sr., BC..... (38) 19.0
Sean Singletary, Jr., UVa ..... (39) 19.0
Tyler Hansbrough, So., UNC .. (54) 18.4
J.R. Reynolds, Sr., UVa..... (55) 18.4

Rebounding
Jared Dudley, Sr., BC..... (54) 8.3
Tyler Hansbrough, So., UNC .. (72) 7.9
Josh McRoberts, So., Duke ... (75) 7.9
Ekene Ibekwe, Sr., Md. ..... (91) 7.8
Kyle Visser, Sr., WF 7.4

2008

North Carolina - ACC Champion
Tyler Hansbrough, UNC - ACC Player of the Year
Kyle Singler, Duke - ACC Rookie of the Year
Seth Greenberg, VT - ACC Coach of the Year

North Carolina captured its second straight ACC Tournament title and league-best 17th overall, defeating Clemson 86-81 for the championship in Charlotte's Bobcats Arena … the runner-up Tigers were playing in the championship game for the second time and the first since 1962 ... North Carolina, Clemson, Duke and Miami landed spots in the NCAA Tournament, with the Tar Heels advancing to the Final Four for the 17th time … UNC's Tyler Hansbrough, with league bests of 22.6 ppg and 10.2 rpg, was the consensus National Player of the Year and unanimous ACC Player of the Year … the ACC placed a total of eight teams in postseason play as Virginia Tech, Maryland and Florida State earned NIT bids and Virginia played in the inaugural CBI … with a 6-4 record, the ACC extended its non-losing streak in NCAA Tournament play to a national-best 21 straight years … two players topped the 40-point mark, with Boston College's Tyrese Rice tallying 46 against North Carolina and Virginia's Sean Singletary 41 vs. Miami; both games were played on March 1 … Singletary was the only Division I player with a 40-point game, 10-rebound game and 10-assist game … ACC won its ninth straight ACC-Big Ten Challenge, holding an 8-3 edge … NC State's J.J. Hickson set an ACC freshman record with 31 points in his first college game against William & Mary (N15).

2007-08 Final Standings

Team	AP Coach	ACC W	ACC L	ACC For	ACC Opp	Overall W	Overall L	Overall For	Overall Opp
North Carolina	1 ... 3	14	2	87.2	75.9	36	3	88.6	72.5
Duke	9 ... 16	13	3	83.8	74.4	28	6	83.2	69.4
Clemson	22 ... x	10	6	77.8	72.8	24	10	79.2	69.8
Virginia Tech		9	7	72.0	72.2	21	14	70.2	64.7
Miami		8	8	74.8	75.8	23	11	74.8	67.9
Maryland		8	8	75.2	75.7	19	15	73.0	69.8
Georgia Tech		7	9	77.4	77.6	15	17	77.6	76.0
Wake Forest		7	9	73.9	76.4	17	13	72.2	69.4
Florida State		7	9	69.4	73.2	19	15	72.1	69.0
Virginia		5	11	73.9	77.7	17	16	76.8	74.8
Boston College		4	12	72.8	77.4	14	17	71.1	72.4
NC State		4	12	68.4	77.4	15	16	67.3	69.7

vs. Non-Conference: 141-46 (.754) **vs. Non-ACC Ranked Teams:** 7-12
NCAA: (4 teams; 6-4) **NIT:** (3 teams; 3-3)
Teams Ranked: Clemson, Duke, Miami, North Carolina, NC State, Virginia

2008 ACC Tournament, Charlotte, N.C. (March 13-14-15-16)

First Round - #9 Florida State d. #8 Wake Forest 70-60; #5 Miami d. #12 NC State 63-50; #7 Georgia Tech d. #10 Virginia 94-76; #11 Boston College d. #6 Maryland 71-68.
Quarterfinals - #1 N. Carolina d. #9 Florida State 82-70; #4 Virginia Tech d. #5 Miami 63-49; #2 Duke d. #7 Georgia Tech 82-70; #3 Clemson d. #11 Boston College 82-48.
Semifinals - North Carolina d. Virginia Tech 68-66; Clemson d. Duke 78-74.
Finals - North Carolina d. Clemson 86-81.

All-Tournament - First Team - Tyler Hansbrough, UNC; Wayne Ellington, UNC; Marcus Ginyard, UNC; K.C. Rivers, Clem.; Trevor Booker, Clem.
Second Team - James Mays, Clem.; Cliff Hammonds, Clem.; DeMarcus Nelson, Duke; Malcolm Delaney, VT; A.D. Vassallo, VT.
Everett Case Award - Tyler Hansbrough, North Carolina (22.8 points; 8.7 rebounds)

All-Atlantic Coast Conference

First Team • unanimous		Second Team		Third Team	
Tyler Hansbrough, Jr., NC	• 270	Greivis Vasquez, So., Md.	199	Kyle Singler, Fr., Duke	107
Tyrese Rice, Jr., BC	261	James Gist, Sr., Md.	186	Cliff Hammonds, Sr., Clem.	101
Sean Singletary, Sr., UVa	257	Wayne Ellington, So., UNC	158	Toney Douglas, Jr., FSU	98
DeMarcus Nelson, Sr., Duke	250	A.D. Vassallo, Jr., VT	120	James Johnson, Fr., WF	69
Jack McClinton, Jr., Miami	208	K.C. Rivers, Jr., Clem.	115	Greg Paulus, Jr., Duke	64

Player of the Year: Tyler Hansbrough, Jr., UNC (•90)
Coach of the Year: Seth Greenberg, VT (25); Frank Haith, Miami (23); Roy Williams, UNC (17); Oliver Purnell, Clem. (15); Mike Krzyzewski, Duke (8); Dino Gaudio, WF (2)
Rookie of the Year: Kyle Singler, Duke (44); James Johnson, WF (30); J.J. Hickson, NCS (11).

Statistical Leaders

Scoring			Rebounding		
Tyler Hansbrough, Jr., UNC	(12)	22.6	Tyler Hansbrough, Jr., UNC	(17)	10.2
Tyrese Rice, Jr., BC	(20)	21.0	J.J. Hickson, Fr., NCS	(50)	8.5
Sean Singletary, Sr. UVa	(36)	19.8	James Johnson, Fr., WF		8.1
Jack McClinton, Jr., UM		17.7	James Gist, Sr., Md.		7.9
Greivis Vasquez, So., Md.		17.0	Jeff Allen, Fr., VT		7.6

2009

North Carolina - National Champion
Duke - ACC Champion
Ty Lawson, UNC - ACC Player of the Year
Sylven Landesberg, UVa - ACC Rookie; Leonard Hamilton ACC Coach

North Carolina captured the ACC's fourth national title in nine years and the 11th overall, downing Michigan State 89-72 before 72,922 in Detroit's Ford Field ... the Tar Heels' Wayne Ellington was named the Final Four MOP who averaged 19.5 points per game in wins over the Spartans and Villanova ... Duke, behind ACC Tournament MVP Jon Scheyer, won its 17th ACC championship with a 79-69 victory over Florida State, which had advanced to the ACC title game for the first time with wins over Georgia Tech and the top-seeded Tar Heels ... seven ACC teams - Boston College, Clemson, Duke, Florida State, Maryland, North Carolina and Wake Forest - earned NCAA berths while Virginia Tech and Miami participated in the NIT ... the ACC won its 10th straight ACC-Big Ten Challenge, holding a 6-5 edge … UNC's Tyler Hansbrough, a three-time first-team consensus All-American, finished his career as the ACC's all-time leading scorer with 2,872 points ... Maryland's Greivis Vasquez turns in the ACC's 23rd triple-double with 35 points, 11 rebounds and 10 assists in an 88-85 overtime win over North Carolina (F21) ... the ACC Tournament returned to Atlanta's Georgia Dome for the second time and becomes the second-most attended conference basketball tournament in NCAA history with 158,112 spectators in the four days.

2008-09 Final Standings

Team	AP Coach	ACC W	ACC L	ACC For	ACC Opp	Overall W	Overall L	Overall For	Overall Opp
North Carolina	2 ... 1	13	3	87.2	76.3	34	4	89.8	72.0
Duke	6 ... 11	11	5	75.1	68.4	30	7	77.5	65.9
Wake Forest	12 ... 20	11	5	79.3	75.1	24	7	81.0	70.7
Florida State	16 ... 22	10	6	70.0	68.1	25	10	68.3	64.9
Clemson	24 ... x	9	7	77.1	72.1	23	9	78.3	68.0
Boston College		9	7	73.2	74.6	22	12	74.4	70.5
Maryland		7	9	69.8	74.5	21	14	71.8	69.1
Virginia Tech		7	9	72.3	75.2	19	15	72.6	70.7
Miami		7	9	71.2	72.0	19	13	72.7	66.3
NC State		6	10	72.4	76.4	16	14	73.0	69.6
Virginia		4	12	67.1	74.3	10	18	70.0	72.5
Georgia Tech		2	14	68.3	76.1	12	19	71.2	71.5

vs. Non-Conference: 148-35 (.809) **vs. Non-ACC Ranked Teams:** 12-11
NCAA: (7 teams; 9-6 - North Carolina champion) **NIT:** (2 teams; 2-2)
Teams Ranked: BC, Clemson, Duke, Florida State, Miami, UNC, Wake Forest

2009 ACC Tournament, Atlanta, Ga. (March 12-13-14-15)

First Round - #8 Virginia Tech d. #9 Miami 65-47; #12 Georgia Tech d. #5 Clemson 86-81; #7 Maryland d. #10 NC State 74-69; #6 Boston College d. #11 Virginia 76-63.
Quarterfinals - #1 N. Carolina d. #8 Virginia Tech 79-76; #4 Florida State d. #12 Georgia Tech 64-62; #7 Maryland d. #2 Wake Forest 75-64; #3 Duke d. #6 Boston College 66-65.
Semifinals - Florida State d. North Carolina 73-70; Duke d. Maryland 67-61.
Finals - Duke d. Florida State 79-69.

All-Tournament - First Team - Toney Douglas, FSU; Jon Scheyer, Duke; Kyle Singler, Duke; Tyler Hansbrough, UNC; Gerald Henderson, Duke.
Second Team - Greivis Vasquez, Md.; Lewis Clinch, GT; Wayne Ellington, UNC; Solomon Alabi, FSU; Eric Hayes, Md.
Everett Case Award - Jon Scheyer, Duke (21.7 points; 4.0 rebounds)

All-Atlantic Coast Conference

First Team • unanimous		Second Team		Third Team	
Tyler Hansbrough, Sr., UNC	• 228	Jeff Teague, So., WF	185	James Johnson, So., WF	100
Toney Douglas, Sr., FSU	226	Trevor Booker, Jr., Clem.	156	Malcolm Delaney, So., VT	83
Ty Lawson, Jr., UNC	224	Tyrese Rice, Sr., BC	151	A.D. Vassallo, Sr., VT	81
Gerald Henderson, Jr., Duke	210	Kyle Singler, So., Duke	128	Danny Green, Sr., UNC	48
Jack McClinton, Sr., Miami	188	Greivis Vasquez, Jr., Md.	116	Gani Lawal, So., GT	46

Player of the Year: Ty Lawson, Jr., UNC (31); Toney Douglas, Sr., FSU (27); Tyler Hansbrough, Sr., UNC (13).
Coach of the Year: Leonard Hamilton, FSU (55); Al Skinner, BC (10); Dino Gaudio, WF (2); Oliver Purnell, Clem., (2); Roy Williams, UNC (2); Gary Williams, Md. (1).
Rookie of the Year: Sylven Landesberg, UVa (55); Al-Farouq Aminu, WF (20).

Statistical Leaders

Scoring			Rebounding		
Toney Douglas, Sr., FSU	(16)	21.5	Trevor Booker, Jr., Clem.	(22)	9.7
Tyler Hansbrough, Sr., UNC	(20)	20.7	Gani Lawal, So., GT	(25)	9.5
Jack McClinton, Sr., UM	(37)	19.3	James Johnson, So., WF		8.5
A.D. Vassallo, Sr., VT	(41)	19.1	Jeff Allen, So., VT		8.4
Jeff Teague, So., WF	(46)	18.8	Al-Farouq Aminu, Fr., WF		8.2

2010

Duke - ACC Champion & National Champion
Greivis Vasquez, Md. - ACC Player of the Year
Derrick Favors, GT - ACC Rookie of the Year
Gary Williams, Md. - ACC Coach of the Year

Duke claimed its fourth NCAA National Championship, defeating Butler 61-59, before 70,930 in Indianapolis' Lucas Oil Stadium ... the Blue Devils have won NCAA titles in three consecutive decades in 1991, 1992, 2001 and 2010 ... Duke's Kyle Singler averaged 20.0 points and 8.5 rebounds en route to being named the Most Outstanding Player of the Final Four ... Duke also captured its ninth ACC title in 12 years and a league-best 18th overall, defeating seventh-seeded Georgia Tech 65-61 for the ACC championship in Greensboro … the Yellow Jackets were playing in the championship game for the first time since 2005 and seventh time overall ... six ACC teams - Duke, Clemson, Florida State, Georgia Tech, Maryland and Wake Forest - landed spots in the NCAA Tournament … three league teams - North Carolina, NC State and Virginia Tech - earned NIT bids, with the Tar Heels advancing to the championship game before losing to Dayton ... Maryland's Greivis Vasquez and Gary Williams, were named ACC Player and Coach of the Year, respectively, while Georgia Tech's Derrick Favors earned league Rookie of the Year honors ... with a 9-5 record, the ACC extended its non-losing streak in NCAA Tournament play to a national-best 22 straight years ... for the second time in four years, 10 ACC teams finished the season with 20 or more wins.

2009-10 Final Standings

Team	AP	Coach	ACC W	ACC L	ACC For	ACC Opp	Overall W	Overall L	Overall For	Overall Opp
Duke	3	1	13	3	73.5	61.9	35	5	77.0	61.0
Maryland	20	18	13	3	77.9	70.4	24	9	79.7	68.3
Florida State			10	6	64.9	63.2	22	10	68.2	60.4
Virginia Tech			10	6	72.2	70.8	25	9	72.7	65.1
Wake Forest			9	7	69.5	69.7	20	11	72.8	69.5
Clemson			9	7	68.3	66.1	21	11	73.4	64.5
Georgia Tech			7	9	70.8	71.6	23	13	72.8	65.7
Boston College			6	10	65.1	68.3	15	16	69.2	66.1
North Carolina			5	11	66.8	72.4	20	17	74.5	71.9
Virginia			5	11	62.8	67.5	15	16	65.5	63.6
NC State			5	11	65.4	70.0	20	16	66.6	64.5
Miami			4	12	65.6	70.7	20	13	72.4	64.7

vs. Non-Conference: 153-39 (.797) **vs. Non-ACC Ranked Teams:** 11-12
NCAA: (6 teams; 9-5 - Duke champion) **NIT:** (3 teams; 7-3)
Teams Ranked: Clemson, Duke, FSU, GT, Maryland, Miami, UNC, WF

2010 ACC Tournament, Greensboro, N.C. (March 11-12-13-14)

First Round - #9 Virginia d. #8 Boston College 68-62; #12 Miami d. #5 Wake Forest 83-62; #7 Georgia Tech d. #10 North Carolina 62-58; #11 NC State d. #6 Clemson 59-57.
Quarterfinals - #1 Duke d. #9 Virginia 57-46; #12 Miami d. #4 Virginia Tech 70-65; #7 Georgia Tech d. #2 Maryland 69-64; #11 NC State d. #3 Florida State 58-52.
Semifinals - #1 Duke d. #12 Miami 77-74; #7 Georgia Tech d. #11 NC State 57-54.
Finals - #1 Duke d. #7 Georgia Tech 65-61.

All-Tournament - First Team - Kyle Singler, Duke; Nolan Smith, Duke; Jon Scheyer, Duke; Derrick Favors, GT; Durand Scott, Miami.
Second Team: Gani Lawal, GT; Iman Shumpert, GT; Reggie Johnson, Miami; Tracy Smith, NCS; Scott Wood, NCS.
Everett Case Award - Kyle Singler, Duke (21.7 points, 8.3 rebounds)

All-Atlantic Coast Conference

First Team • unanimous		Second Team		Third Team	
Greivis Vasquez, Sr., Md.	• 159	Al-Farouq Aminu, So., WF	126	Gani Lawal, Jr., GT	73
Jon Scheyer, Sr., Duke	• 159	Nolan Smith, Jr., Duke	104	Dorenzo Hudson, Jr., VT	51
Malcolm Delaney, Jr., VT	• 159	Sylven Landesberg, So., UVa	95	Chris Singleton, So., FSU	50
Trevor Booker, Sr., Clem.	137	Tracy Smith, Jr., NCS	82	Joe Trapani, Jr., BC	38
Kyle Singler, Jr., Duke	134	Ishmael Smith, Sr., WF	76	Solomon Alabi, So., FSU	30

Player of the Year: Greivis Vasquez, Md. (39); Jon Scheyer, Duke (12); Malcolm Delaney, VT (2)
Coach of the Year: Gary Williams, Md. (42); Mike Krzyzewski, Duke (8); Seth Greenberg, VT (2); Leonard Hamilton (1).
Rookie of the Year: Derrick Favors, GT (45); Jordan Williams, Md. (6); Durand Scott, Miami (1); Glen Rice, Jr., GT (1)

Statistical Leaders

Scoring		Rebounding	
Malcolm Delaney, Jr., VT	(26) 20.2	Al-Farouq Aminu, So., WF	(12) 10.7
Greivis Vasquez, Sr., Md.	(35) 19.6	Jordan Williams, Fr., Md.	8.6
Jon Scheyer, Sr., Duke	18.2	Gani Lawal, Jr., GT	8.5
Kyle Singler, Jr., Duke	17.7	Derrick Favors, Fr., GT	8.4
Nolan Smith, Jr., Duke	17.4	Trevor Booker, Sr., Clem.	8.4

2011

Duke - ACC Champion
Nolan Smith, Duke - ACC Player of the Year
Harrison Barnes, UNC - ACC Rookie of the Year
Roy Williams, UNC - ACC Coach of the Year

Duke claimed its third-straight ACC championship, 10th in 13 years, and 19th overall, with a 75-58 victory over North Carolina ... Duke's Kyle Singler finished eighth among ACC career scoring leaders with 2,392 points while Virginia Tech's Malcolm Delaney was 14th (2,255) ... Singler became only the 10th player in league annals to have 2,000 points and 1,000 rebounds in his career ... Virginia Tech's Jeff Allen became the first player in ACC history with at least 1,500 points, 1,000 rebounds, 200 steals and 150 blocks in his career ... Wake Forest's Travis McKie became only the 10th freshman in ACC history to lead his team in both scoring (13.0) and rebounding (7.7) ... Wake Forest's Travis McKie became only the 10th freshman in ACC history to lead his team in both scoring (13.0) and rebounding (7.7) ... Maryland's Jordan Williams led the ACC, and tied for second nationally, with 25 double-doubles ... Georgia Tech's Iman Shumpert became only the seventh player in ACC history to lead his team in scoring (17.3), rebounding (5.9) and assists (3.5) in the same season ... Duke's Mike Krzyzewski finished the season with 900 career victories in 36 seasons as a head coach ... with an 8-4 record, the ACC extended its non-losing streak in NCAA Tournament play to a national-best 23 straight years.

2010-11 Final Standings

Team	AP	Coach	ACC W	ACC L	ACC For	ACC Opp	Overall W	Overall L	Overall For	Overall Opp
North Carolina	7	8	14	2	74.4	66.6	29	8	77.5	68.8
Duke	3	7	13	3	74.3	63.6	32	5	80.9	64.7
Florida State		19	11	5	68.2	65.2	23	11	69.1	62
Virginia Tech			9	7	70.2	66.1	22	12	70.3	62.7
Clemson			9	7	66.6	62.6	22	12	68.5	61.4
Boston College			9	7	69.4	69.4	21	13	71.8	69.3
Maryland			7	9	72.8	72.6	19	14	76.8	67.6
Virginia			7	9	59.3	62.2	16	15	61.9	62.4
Miami			6	10	66.9	68.8	21	15	71.6	67.6
NC State			5	11	68.9	73.8	15	16	70.7	70.5
Georgia Tech			5	11	67.1	68.9	13	18	67.8	67.1
Wake Forest			1	15	61.6	80.1	8	24	67.2	77.2

vs. Non-Conference: 134-56 (.705) **vs. Non-ACC Ranked Teams:** 8-17
NCAA: (4 teams; 9-5) **NIT:** (3 teams; 4-3)
Teams Ranked: Duke, Florida State, North Carolina, Virginia Tech

2011 ACC Tournament, Greensboro, N.C. (March 10-11-12-13)

First Round - #9 Miami d. #8 Virginia 69-62 ot; #5 Boston College d. #12 Wake Forest 81-67; #7 Maryland d. #10 NC State 75-67; #6 Virginia Tech d. #11 Georgia Tech 59-43.
Quarterfinals - #1 North Carolina d. #9 Miami 61-59; #4 Clemson d. #5 Boston College; #2 Duke d. #7 Maryland 87-71; #6 Virginia Tech d. #3 Florida State 52-51.
Semifinals - #1 North Carolina d. #4 Clemson 92-87 ot; #2 Duke d. #6 Virginia Tech 77-63.
Finals - #2 Duke d. #1 North Carolina 75-58.

All-Tournament - First Team - Nolan Smith, Duke, Harrison Barnes, UNC; Kyle Singler, Duke; Demontez Stitt, Clem.; Tyler Zeller, UNC.
Second Team: John Henson, UNC; Seth Curry, Duke; Malcolm Delaney, VT; Miles Plumlee, Duke; Kendall Marshall, UNC.
Everett Case Award - Nolan Smith (18.0 points, 6.0 assists)

All-Atlantic Coast Conference

First Team • unanimous		Second Team		Second Team	
Nolan Smith, Sr., Duke	• 225	Tyler Zeller, Jr., UNC	161	Chris Singleton, Jr., FSU	126
Jordan Williams, So., Md.	210	John Henson, So., UNC	148	Demontez Stitt, Sr., Clem.	81
Malcolm Delaney, Sr., VT	202	Harrison Barnes, Fr., UNC	145	Joe Trapani, Sr., BC	63
Kyle Singler, Sr., Duke	199	Iman Shumpert, Jr., GT	132	Malcolm Grant, Jr., Miami	62
Reggie Jackson, Jr., BC	190	Jeff Allen, Sr., VT	131	Kendall Marshall, Fr., UNC	45

Player of the Year: Nolan Smith, Duke (73); Kyle Singler, Duke (1); Jordan Williams, Md. (1).
Coach of the Year: Roy Williams, UNC (52); Brad Brownell, Clem. (8); Steve Donahue, BC (6); Leonard Hamilton, FSU (4); Mike Krzyzewski, Duke (3); Seth Greenberg, VT (1); Tony Bennett, UVa (1).
Rookie of the Year: Harrison Barnes, UNC (64); Kendall Marshall, UNC (7); Travis McKie, WF (1); Terrell Stoglin, Md. (1).

Statistical Leaders

Scoring		Rebounding	
Nolan Smith, Sr., Duke	(16) 20.6	Jordan Williams, Md.	(3) 11.8
Malcolm Delaney, Sr., VT	(44) 18.7	John Henson, UNC	(21) 10.1
Reggie Jackson, Jr., BC	18.2	Jeff Allen, VT	(26) 9.7
Iman Shumpert, Jr., GT	17.3	Reggie Johnson, UM	(28) 9.6
Kyle Singler, Sr., Duke	16.9	Mason Plumlee, Duke	8.4

2012

Florida State - ACC Champion
Tyler Zeller, UNC - ACC Player of the Year
Austin Rivers, Duke - ACC Rookie of the Year
Leonard Hamilton, FSU - ACC Coach of the Year

Florida State, behind the play of Tournament MVP Michael Snaer, claimed its first-ever ACC title with an 85-82 win over fourth-ranked North Carolina in the finals of the ACC Tournament, held at Philips Arena in Atlanta, Ga. ... Snaer averaged 18.0 ppg and 3.3 apg to lead the 17th-ranked Seminoles to the championship game for the second time in four years following victories over Miami and No. 6 Duke ... five ACC teams - Duke, Florida State, UNC, NC State and Virginia - earned NCAA berths ... three ACC teams - UNC (4), Duke (8) and Florida State (10) - were ranked in the final AP poll for the eighth time overall ... FSU's Leonard Hamilton was named ACC Coach of the Year ... UNC's Tyler Zeller was selected ACC Player of the Year while teammate John Henson was tabbed as the ACC Defensive Player of the Year ... Duke's Austin Rivers was selected ACC Rookie of the Week nine times during the 2011-12 season and was unanimously selected ACC Rookie of the Year ... North Carolina led the nation in rebound margin (+10.5) ... Maryland's Terrell Stoglin led the ACC and was sixth nationally in scoring (21.6) ... NC State's Scott Wood set an ACC record with 66 consecutive free throws made ... UNC's Kendall Marshall set three ACC single-season assist records - total assists (351), assists per game (9.8) and games with 10 or more assists (17).

2011-12 Final Standings

		ACC				Overall			
Team	AP Coach	W	L	For	Opp	W	L	For	Opp
North Carolina	4	6	14	2	76.9	65.6	32	6	81.3	67.1
Duke	8	14	13	3	75.4	68.6	27	7	77.3	68.6
Florida State	10	15	12	4	68.2	63.4	25	10	69.8	62.9
Virginia			9	7	59.9	55.7	22	10	62.5	54.2
NC State	20		9	7	70.2	68.0	24	13	72.9	67.6
Miami			9	7	70.2	65.7	20	13	70.7	66.1
Clemson			8	8	65.4	62.9	16	15	64.5	60.6
Maryland			6	10	67.8	72.5	17	15	68.7	70.7
Virginia Tech			4	12	59.9	64.5	16	17	65.1	62.3
Wake Forest			4	12	61.4	70.2	13	18	65.5	70.4
Georgia Tech			4	12	58.6	65.5	11	20	60.2	62.6
Boston College			4	12	56.9	68.2	9	22	59.1	68.5

vs. Non-Conference: 125-58 (.683) **vs. Non-ACC Ranked Teams:** 8-17
NCAA: (4 teams; 8-4) **NIT:** (1 team; 1-1)
Teams Ranked: Duke, Florida State, North Carolina, NC State, Virginia

2012 ACC Tournament, Atlanta, Ga. (March 8-9-10-11)

First Round - #8 Maryland d. #9 Wake Forest 82-60; #5 NC State d. #12 Boston College 78-57; #10 Virginia Tech d. #7 Clemson 68-63; #6 Miami d. #11 Georgia Tech 54-36.
Quarterfinals - #1 North Carolina d. #8 Maryland 85-69; #5 NC State d. #4 Virginia 67-64; #2 Duke d. #10 Virginia Tech 60-56; #3 Florida State d. #6 Miami 82-71.
Semifinals - #1 North Carolina d. #5 NC State 69-67; #3 Florida State d. #2 Duke 62-59.
Finals - #3 Florida State d. #1 North Carolina 85-82.

All-Tournament - First Team - Michael Snaer, FSU; Tyler Zeller, UNC; Kendall Marshall, UNC; Luke Loucks, FSU; C. J. Leslie, NCS.
Second Team: Harrison Barnes, UNC; Bernard James, FSU; Lorenzo Brown, NCS; Austin Rivers, Duke; Terrell Stoglin, Md.
Everett Case Award - Michael Snaer, FSU (18.0 points, 3.3 assists)

All-Atlantic Coast Conference

First Team • unanimous		Second Team		Third Team	
Tyler Zeller, Sr., UNC	•186	Kendall Marshall, So., UNC	151	Seth Curry, Jr., Duke	65
Mike Scott, Sr., UVa	184	Terrell Stoglin, So., Md.	131	C.J. Harris, Jr., WF	57
John Henson, Jr., UNC	170	Michael Snaer, Jr., FSU	127	Lorenzo Brown, So., NCS	52
Austin Rivers, Fr., Duke	164	C.J. Leslie, So., NCS	99	Kenny Kadji, Jr., Miami	45
Harrison Barnes, So., UNC	153	Erick Green, Jr., VT	70	Mason Plumlee, Jr., Duke	43

Player of the Year: Tyler Zeller, Sr., UNC (45); Mike Scott, Sr., UVa (14); Harrison Barnes, So., UNC (2); John Henson, Jr., (1).
Coach of the Year: Leonard Hamilton, FSU (21); Mike Krzyzewski, Duke (20); Tony Bennett, UVa, (9); Mark Gottfried, NCS, (5); Roy Williams, UNC, (3); Brad Brownell, Clem. (2); Mark Turgeon, Md., (1); Jim Larranaga, Miami, (1)
Rookie of the Year: Austin Rivers, Duke (62).

Statistical Leaders

Scoring

Terrell Stoglin, Md.	(6) 21.6
Mike Scott, UVa	(40) 18.0
Harrison Barnes, UNC	17.1
C.J. Harris, WF	16.7
Tyler Zeller, UNC	16.3

Rebounding

John Henson, Jr., UNC	(23) 9.9
Tyler Zeller, Sr., UNC	(28) 9.6
Richard Howell, Jr., NCS	9.2
Mason Plumlee, Jr., Duke	9.2
Mike Scott, Sr., UVa	8.3

2013

Miami - ACC Champion
Erick Green - ACC Player of the Year (Media)
Shane Larkin, UM - ACC Player of the Year (Coaches)
Olivier Hanlan, BC - ACC Rookie of the Year
Jim Larrañaga, Miami - ACC Coach of the Year

Miami became the first non-North Carolina team to sweep an outright regular-season title and tournament title in the same year … sophomore guard Shane Larkin earned ACC Tournament MVP honors, averaging 23.7 ppg and 5.0 apg in three games ... Virginia Tech's Erick Green became just the second ACC player to earn an NCAA scoring title and the first since Grady Wallace of South Carolina in 1957 … Green became the first player in league history to win ACC player of the year honors off a last-place team … No. 5 Miami and No. 6 Duke finished in the final AP top 10 ... the ACC has had a team in the final AP top 10 every year since 1971 ... Miami's Jim Larranaga earned ACC Coach of the Year honors in his second season at UM … Boston College's Olivier Hanlan, the ACC Rookie of the Year, set an ACC freshman single-game scoring mark with 41 points in the Eagles' 84-64 win over Georgia Tech in the ACC Tournament ... UNC's Dexter Strickland led the NCAA in assists-to-turnover ratio (3.19:1) ... Clemson 6-foot-6 forward K.J. McDaniels was the shortest player ever to lead the ACC in blocked shots (2.1) ... Virginia Tech's James Johnson became the 70th head coach in ACC history when he debuted with an 80-62 win over East Tennessee State (N10).

2012-13 Final Standings

		ACC				Overall			
Team	AP Coach	W	L	For	Opp	W	L	For	Opp
Miami	5	10	15	3	68.7	59.7	29	7	69.7	60.6
Duke	6	5	14	4	77.2	67.1	30	6	77.2	65.3
North Carolina			12	6	72.2	67.6	25	11	76.7	69.2
NC State			11	7	75.1	71.1	24	11	77.4	70.2
Virginia			11	7	63.9	57.2	23	12	64.2	55.6
Florida State			9	9	62.1	68.2	18	16	67.0	68.6
Maryland			8	10	66.3	66.5	25	13	70.7	64.0
Boston College			7	11	65.8	69.3	16	17	67.1	68.1
Georgia Tech			6	12	62.8	67.1	16	15	64.3	62.4
Wake Forest			6	12	65.9	71.2	13	18	67.5	70.3
Clemson			5	13	57.7	62.8	13	18	61.5	60.1
Virginia Tech			4	14	65.7	75.7	13	19	70.2	74.8

vs. Non-Conference: 126-44 (.741) **vs. Non-ACC Ranked Teams:** 8-11
NCAA: (4 teams; 6-4) **NIT:** (3 teams; 5-3)
Teams Ranked: Duke, Florida State, Miami, North Carolina, NC State

2013 ACC Tournament, Greensboro, N.C. (March 14-15-16-17)

First Round - #8 Boston College d. #9 Georgia Tech 84-64; #5 NC State d. #12 Virginia Tech 80-63; #7 Maryland d. #10 Wake Forest 75-62; #6 Florida State d. #11 Clemson 73-69.
Quarterfinals - #1 Miami d. #8 Boston College 69-58; #5 NC State d. #4 Virginia 75-56; #7 Maryland d. #2 Duke 83-74; #3 North Carolina d. #6 Florida State 83-62.
Semifinals - #1 Miami d. #5 NC State 81-71; #3 North Carolina d. #7 Maryland 79-76.
Finals - #1 Miami d. #3 North Carolina 87-77.

All-Tournament - First Team: Shane Larkin, UM; Durand Scott, UM; P.J. Hairston, UNC; Reggie Bullock, UNC; Dez Wells, Md.
Second Team: Olivier Hanlan, BC; Scott Wood, NCS; Trey McKinney Jones, UM, Julian Gamble, UM; Marcus Paige, UNC.
Everett Case Award - Shane Larkin, Miami (23.7 points, 5.0 assists)

All-Atlantic Coast Conference - ACSMA

First Team • unanimous		Second Team		Third Team	
Mason Plumlee, Sr., Duke	226	Seth Curry, Sr., Duke	178	Michael Snaer, Sr., FSU	93
Erick Green, Sr., VT	225	Kenny Kadji, Sr., Miami	131	C.J. Leslie, Jr., NCS	80
Shane Larkin, So., Miami	224	Lorenzo Brown, Jr., NCS	122	Ryan Anderson, So., BC	46
Joe Harris, Jr., Virginia	219	Reggie Bullock, Jr., UNC	119	Quinn Cook, So., Duke	43
Richard Howell, Sr., NCS	192	James Michael McAdoo, So., UNC	97	Devin Booker, Sr., Clem.	43
				Akil Mitchell, Jr., UVa	43

Player of Year: Erick Green, VT (38); Shane Larkin, UM (23); Mason Plumlee, Duke (12); Joe Harris, UVa (2); Michael Snaer, FSU (1).
Rookie of Year: Olivier Hanlan, BC (43); Rasheed Sulaimon, Duke (15); T.J. Warren, NCS (12); Devin Thomas, WF (4); Devin Bookert, FSU (1); Robert Carter, Jr., GT (1); Marcus Paige, UNC (1).
Defensive Player of Year: Durand Scott, UM (23); Shane Larkin, UM (21); Michael Snaer, FSU (7); Mason Plumlee, Duke (6); Jontel Evans, UVa (4); Julian Gamble, UM (4); Richard Howell, NCS (4); Akil Mitchell, UVa (2).
Coach of Year: Jim Larrañaga, UM (75); Mike Krzyzewski, Duke (1); Roy Williams, UNC (1).

All-Atlantic Coast Conference - Coaches

First Team • unanimous		Second Team		Third Team	
Mason Plumlee, Sr., Duke	• 33	Reggie Bullock, Jr., UNC	23	C.J. Leslie, Jr., NCS	15
Erick Green, Sr., VT	• 33	Kenny Kadji, Sr., Miami	23	Michael Snaer, Sr., FSU	14
Shane Larkin, So., Miami	32	James Michael McAdoo, So., NC	23	Ryan Anderson, So., BC	9
Joe Harris, Jr., UVa	31	Lorenzo Brown, Jr., NCS	21	Durand Scott, Sr., Miami	9
Seth Curry, Sr., Duke	31	Richard Howell, Sr., NCS	19	C.J. Harris, Sr., WF	8
				Akil Mitchell, Jr., UVa	8

Player of Year: Shane Larkin, UM (6); Joe Harris, UVa (3); Erick Green, VT (2); Mason Plumlee, DU
Rookie of Year: Olivier Hanlan, BC (10); Rasheed Sulaimon, Duke (1); T.J. Warren, NCS (1).
Defensive Player of Year: Durand Scott (UM) (3); Jontel Evans, UVa (2); 6 others with 1 vote.
Coach of Year: Jim Larrañaga, UM (75); Mike Krzyzewski, Duke (1); Roy Williams, UNC (1).

2014

Virginia - ACC Champion
T.J. Warren, NCS - ACC Player of the Year
Jabari Parker, Duke - ACC Rookie of the Year
Tony Bennett, UVa - ACC Coach of the Year

Top-seeded **Virginia** won its first ACC championship since 1976, fending off third-seeded Duke 72-63 in the title game … with two teams - Virginia (3) and Duke (8) - listed in the final 2014 Associated Press ranking, the ACC extended its streak to 54 consecutive seasons with at least one team ranked in the top 10 of the final AP Poll ... Duke's Jabari Parker, the USBWA National Freshman of the Year, became the 12th freshman in ACC history to lead his team in scoring (19.1) and rebounding (8.7) ... Pitt's James Robinson led the ACC and was third nationally with an ACC single-season record 4.11-to-1 assist to turnover ratio ... Clemson led the ACC in free throw percentage (.744) for the first time in league history.

2013-14 Final Standings

			ACC				Overall			
Team	AP	Coach	W	L	For	Opp	W	L	For	Opp
Virginia	3	10	16	2	67.4	54.5	30	7	66.2	55.7
Syracuse	14	17	14	4	62.7	58.1	28	6	68.0	59.2
Duke	8	16	13	5	75.8	65.8	26	9	78.4	67.4
North Carolina	19	21	13	5	73.7	68.8	24	10	76.6	69.8
Pittsburgh			11	7	69.6	65.4	26	10	71.8	61.9
Clemson			10	8	59.2	60.8	23	13	63.5	58.4
NC State			9	9	68.2	71.8	22	14	71.1	69.6
Florida State			9	9	67.3	67.0	22	14	70.9	66.4
Maryland			9	9	69.6	68.7	17	15	70.9	67.7
Miami			7	11	59.2	59.6	17	16	61.5	59.5
Wake Forest			6	12	65.6	73.2	17	16	69.7	70.9
Georgia Tech			6	12	62.6	67.8	16	17	66.7	66.8
Notre Dame			6	12	66.3	70.3	15	17	72.0	70.6
Boston College			4	14	66.5	71.5	8	24	68.7	73.6
Virginia Tech			2	16	55.3	65.6	9	22	62.9	67.0

vs. Non-Conference: 151-61 (.712) **vs. Non-ACC Ranked Teams:** 10-17
NCAA: (6 teams; 6-6) **NIT:** (2 teams; 6-2)
Teams Ranked: Duke, Florida State, Miami, North Carolina, NC State, Notre Dame, Pitt

2014 ACC Tournament, Greensboro, N.C. (March 12-13-14-15-16)

First Round - #12 Wake Forest d. #13 Notre Dame 81-69; #10 Miami d. #15 Virginia Tech 57-53; #11 Georgia Tech d. #14 Boston College 73-70.
Second Round - #9 Florida State d. #8 Maryland 67-65; #5 Pittsburgh d. #12 Wake Forest 84-55; #7 NC State d. #10 Miami 67-58; #6 Clemson d. #11 Georgia Tech 69-65 (ot).
Quarterfinals - #1 Virginia d. #9 Florida State 64-51; #5 Pittsburgh d. #4 North Carolina 80-75; #7 NC State d. #2 Syracuse 66-63; #3 Duke d. #6 Clemson 63-62.
Semifinals - #1 Virginia d. #5 Pittsburgh 51-48; #3 Duke d. #7 NC State 75-67.
Finals - #1 Virginia d. #3 Duke 72-63.

All-Tournament - 1st Team: Jabari Parker, Duke; T.J. Warren, NCS; Joe Harris, UVa; Talib Zanna, Pitt; Malcolm Brogdon, UVa. **2nd Team**: Anthony Gill, UVa; Akil Mitchell, UVa; Rodney Hood, Duke; Amile Jefferson, Duke; Lamar Patterson, Pitt.
Everett Case Award: Joe Harris, Virginia (15.6 ppg, 3.7 rpg, 1.3 apg)

All-Atlantic Coast Conference - ACSMA

First Team • unanimous		Second Team		Third Team	
Jabari Parker, Fr., Duke	• 231	Malcolm Brogdon, So., UVa	170	Olivier Hanlan, So., BC	101
T.J. Warren, So., NCS	• 231	Lamar Patterson, Sr., Pitt	158	Joe Harris, Sr., UVa	79
Marcus Paige, So., UNC	223	Tyler Ennis, Fr., Syr.	156	Rion Brown, Sr., Miami	52
C.J. Fair, Sr., Syr.	200	Rodney Hood, So., Duke	148	Dez Wells, Jr., Md.	45
K.J. McDaniels, Jr., Clem.	199	James Michael McAdoo, Jr., NC	103	Daniel Miller, Sr., GT	34

Player of Year: T.J. Warren, NCS (48); Jabari Parker, Duke (25); Marcus Paige, UNC (2); C.J. Fair, Syr. (1); K.J. McDaniels, Clem. (1).
Rookie of Year: Jabari Parker, Duke (72); Tyler Ennis, Syr. (4); London Perrantes, UVa (1).
Coach of Year: Tony Bennett, UVa (68); Roy Williams, UNC (6); Jamie Dixon, Pitt (1); Brad Brownell, Clem. (1); Jim Larrañaga, UM (1).
Defensive Player of Year: K.J. McDaniels, Clem. (39); Akil Mitchell, UVa (21); Daniel Miller, GT (5); Jabari Parker, Duke (4); Tyler Ennis, Syr. (3), Six others (1).
Most Improved: Marcus Paige, UNC (27); T.J. Warren, NCS (15); Rion Brown, UM (14); Lamar Patterson, Pitt (5); K.J. McDaniels, Clem. (3); J.P. Tokoto, UNC (2); Malcolm Brogdon, UVa (2); Nine others (1).
Sixth Man Award: Justin Anderson, UVa (29); Ian Miller, FSU (17); Brice Johnson, UNC (13); Aaron Thomas, FSU (4); Andre Dawkins, Duke (4); Coron Williams, WF (3); Six others (1).

All-Atlantic Coast Conference - Coaches

First Team • unanimous		Second Team		Third Team	
Jabari Parker, Fr., Duke	•42	Tyler Ennis, Fr., Syr.	33	James Michael McAdoo, Jr., NC	21
T.J. Warren, So., NCS	41	Lamar Patterson, Sr., Pitt	31	Olivier Hanlan, So., BC	15
Marcus Paige, So., UNC	40	Rodney Hood, So., Duke	30	Dez Wells, Jr., Md.	13
C.J. Fair, Sr., Syr.	39	K.J. McDaniels, Jr., Clem.	28	Eric Atkins, Sr., ND	8
Malcolm Brogdon, So., UVa	36	Joe Harris, Sr., UVa	24	Rion Brown, Sr., Miami	8

Player of Year: T.J. Warren, NCS (7); Jabari Parker, Duke (3); Malcolm Brogdon, UVa (3); Marcus Paige, UNC (1); Akil Mitchell, UVa (1).
Rookie of Year: Jabari Parker, Duke (13); Tyler Ennis, Syr. (2).
Coach of Year: Tony Bennett, UVa (14); Roy Williams, UNC (1).
Defensive Player of Year: K.J. McDaniels, Clem. (6); Akil Mitchell, UVa (5); Daniel Miller, GT (1); Justin Anderson, UVa (1); Malcolm Brogdon, UVa (1).
Most Improved: Marcus Paige, UNC (5); Malcolm Brogdon, UVa (3); K.J. McDaniels, Clem. (2); Rion Brown, UM (1); Landry Nnoko, Clem, (1); Codi Miller-McIntyre, WF (1).
Sixth Man Award: Ian Miller, FSU (7); Justin Anderson, UVa (3); Brice Johnson, UNC (2); Andre Dawkins, Duke (1); Coron Williams, WF (1).

2015

Duke - National Champion
Notre Dame - ACC Champion
Jahlil Okafor, Duke - ACC Player & Rookie of the Year
Tony Bennett, UVa - ACC Coach of the Year

Duke claimed the ACC's 13th national title, downing Wisconsin 68-63 in the NCAA title game ... third-seeded **Notre Dame** won its first ACC crown, defeating fifth-seeded UNC 90-82 in the title game ... with a 17-5 mark in the 2015 NCAA Tournament, the ACC extended its non-losing streak in NCAA Tournament play to 28 years in a row ... Duke's Jahlil Okafor became the first freshman in league history to be named ACC Player of the Year ... Okafor and ND's Jerian Grant earned consensus All-America honors while UVa's Tony Bennett was named USBWA National Coach of the Year ... the ACC had two teams - Notre Dame (.509) and Duke (.502) - shoot over 50% from the floor.

2014-15 Final Standings

			ACC				Overall			
Team	AP	Coach	W	L	For	Opp	W	L	For	Opp
Virginia	6	8	16	2	62.2	51.6	30	4	65.4	51.5
Duke	4	1	15	3	78.8	69.1	35	4	79.3	64.2
Notre Dame	8	5	14	4	73.5	68.6	32	6	78.0	65.8
Louisville	17	10	12	6	66.2	62.8	27	9	69.0	59.8
North Carolina	15	12	11	7	75.9	70.5	26	12	77.7	68.8
Miami			10	8	68.2	66.0	25	13	68.2	63.3
NC State	24		10	8	69.1	66.1	22	14	70.1	65.8
Syracuse			9	9	65.6	67.4	18	13	67.6	63.4
Pittsburgh			8	10	65.9	68.6	19	15	67.0	65.6
Clemson			8	10	59.6	61.7	16	15	62.7	62.2
Florida State			8	10	64.8	67.4	17	16	66.6	67.0
Wake Forest			5	13	67.3	76.3	13	19	69.0	72.1
Boston College			4	14	64.8	70.4	13	19	65.8	67.4
Georgia Tech			3	15	60.8	65.9	12	19	63.3	64.6
Virginia Tech			2	16	62.6	72.8	11	22	65.3	69.4

vs. Non-Conference: 167-51 (.766) **vs. Non-ACC Ranked Teams:** 21-11
NCAA: (6 teams; 17-5 - Duke champion) **NIT:** (2 teams; 4-2)
Teams Ranked: Duke, Miami, Louisville, UNC, NC State, Syracuse, Notre Dame, UVa

2015 ACC Tournament, Greensboro, N.C. (March 10-11-12-13-14)

First Round - #12 Boston College d. #13 Georgia Tech 66-65; #14 Virginia Tech d. #11 Wake Forest 81-80
Second Round - #9 Florida State d. #8 Clemson 76-73; #5 North Carolina d. #12 Boston College 81-63; #7 NC State d. #10 Pittsburgh 81-70; #6 Miami d. #14 Virginia Tech 59-49.
Quarterfinals - #1 Virginia d. #9 Florida State 58-44; #5 North Carolina d. #4 Louisville 70-60; #2 Duke d. #7 NC State 77-53; #3 Notre Dame d. #6 Miami 70-63.
Semifinals - #5 North Carolina d. #1 Virginia 71-67; #3 Notre Dame d. #2 Duke 74-64.
Finals - #3 Notre Dame d. #5 North Carolina 90-82.

All-Tournament - 1st Team: Jerian Grant, ND; Pat Connaughton, ND; Steve Vasturia, ND; Marcus Paige, UNC; Brice Johnson, UNC. **2nd Team**: Demetrius Jackson, ND; Justin Jackson, UNC; Anthony Barber, NCS; Jahlil Okafor, Duke; Malcolm Brogdon, UVa.
Everett Case Award: Jerian Grant, Notre Dame (16.7 ppg, 6.3 apg, 4.3 rpg)

All-Atlantic Coast Conference - ACSMA

First Team • unanimous		Second Team		Third Team	
Jahlil Okafor, Fr., Duke	• 320	Montrezl Harrell, Jr., UL	220	Marcus Paige, Jr., UNC	97
Jerian Grant, Sr., ND	• 320	Quinn Cook, Sr., Duke	219	Tyus Jones, Fr., Duke	89
Rakeem Christmas, Sr. SU	294	Terry Rozier, So., UL	154	Pat Connaughton, Sr., ND	45
Malcolm Brogdon, Jr., UVa	293	Trevor Lacey, Jr., NCS	123	Anthony Gill, Jr., UVa	42
Olivier Hanlan, Jr., BC	246	Justin Anderson, Jr., UVa	106	Brice Johnson, Jr., UNC	40

Player of Year: Jahlil Okafor, Duke (44); Jerian Grant, ND (14); Malclom Brogdon, UVa (3); Rakeem Christmas, SU (1); Olivier Hanlan, BC (1); Montrezl Harrell, UL (1).
Rookie of Year: Jahlil Okafor, Duke (72).
Coach of Year: Tony Bennett, UVa (52); Mike Brey, ND (6); Mike Krzyzewski, Duke (5); Mark Gottfried, NCS (1).
Defensive Player of Year: Darion Atkins, UVa (26); Rakeem Christmas, SU (15); Tonye Jekiri, UM (10); Montrezl Harrell, UL (8); BeeJay Anya, NCS (3); James Robinson, Pitt (1), Cameron Wright, Pitt (1).
Most Improved: Rakeem Christmas, SU (24); Tonye Jekiri, UNM (14); Quinn Cook, Duke (6); Anthony Barber, NCS (6); Terry Rozier, UL (4); Michael Gbinije, SU (4); Jaron Blossomgame, Clem. (3); Jamel Artis, Pitt (2).
Sixth Man Award: BeeJay Anya, NCS (26); Matt Jones, Duke (13); Charles Mitchell, GT (10); V.J. Beachem, ND (8); Chris Jones, Pitt (7).

All-Atlantic Coast Conference - Coaches

First Team • unanimous		Second Team		Third Team	
Jahlil Okafor, Fr., Duke	• 70	Montrezl Harrell, Jr., UL	49	Trevor Lacey, Jr., NCS	27
Jerian Grant, Sr., ND	• 70	Terry Rozier, So., UL	44	Pat Connaughton, Sr., ND	20
Malcolm Brogdon, Jr., UVa	63	Quinn Cook, Sr., Duke	43	Jamel Artis, So., Pitt	18
Rakeem Christmas, Sr. SU	62	Marcus Paige, Jr., UNC	35	Tyus Jones, Fr., Duke	16
Olivier Hanlan, Jr., BC	54	Justin Anderson, Jr., UVa	31	Brice Johnson, Jr., UNC	14

Player of Year: Jahlil Okafor, Duke (7); Jerian Grant, ND (5); Malclom Brogdon, UVa (2).
Rookie of Year: Jahlil Okafor, Duke (14); Xavier Rathan-Mayes, FSU (1).
Coach of Year: Tony Bennett, UVa (12); Mike Brey, ND (3).
Defensive Player of Year: Malcolm Brogdon, UVa (5); Rakeem Christmas, SU (5); Darion Atkins, UVa (2); Tonye Jekiri, UM (1); Anthony Gill, UVa (1); Jerian Grant, ND (1).
Most Improved: Rakeem Christmas, SU (24); Tonye Jekiri, UM (14); Quinn Cook, Duke (6); Anthony Barber, NCS (6); Terry Rozier, UL (4); Michael Gbinije, SU (4); Jaron Blossomgame, Clem. (3); Jamel Artis, Pitt (2).
Sixth Man Award: Mike Tobey, UVa (5); BeeJay Anya, NCS (3); V.J. Beachem, ND (3); Matt Jones, Duke (2); Manu Lecomte, UM (1); Charles Mitchell, GT (1).

2016

North Carolina - ACC Champion
Malcolm Brogdon, UVa - ACC Player of the Year
Brandon Ingram, Duke - ACC Rookie of the Year
Jim Larrañaga, Miami - ACC Coach of the Year

Top-seeded **North Carolina** won its first ACC title since 2008 and 18th overall, defeating second-seeded Virginia 61-57 in the title game ... ACC teams combined to win an NCAA-record 19 NCAA Tournament games in 2016 and an NCAA Tournament-record six ACC teams advanced to the Sweet 16 ... with UNC's championship, the ACC for the first time in league history had six different champions over a six-year period ... an ACC-record 11 teams won 20 games or more ... led by No. 2 UNC, six ACC teams were ranked in final coaches' poll, including four in the top 10 ... Pitt's James Robinson finished his career as the ACC's all-time assists-to-turnover ratio leader (3.64:1).

2015-16 Final Standings

Team	AP	Coach	ACC W	ACC L	ACC For	ACC Opp	Overall W	Overall L	Overall For	Overall Opp
North Carolina	3	2	14	4	79.9	71.1	33	7	82.8	70.0
Virginia	4	5	13	5	67.4	59.9	29	8	71.0	60.1
Miami	10	8	13	5	68.9	65.9	27	8	75.2	67.4
Louisville	16	-	12	6	67.7	63.8	23	8	75.0	61.1
Duke	19	18	11	7	75.6	71.8	25	11	81.1	72.5
Notre Dame			11	7	74.6	71.7	24	12	75.1	70.6
Virginia Tech			10	8	70.7	72.7	20	15	75.0	72.6
Clemson			10	8	69.7	67.0	17	14	69.6	64.5
Pittsburgh			9	9	69.8	70.0	21	12	75.0	67.3
Syracuse	-	10	9	9	68.3	66.5	23	14	70.0	65.1
Florida State			8	10	74.5	75.6	20	14	78.0	74.0
Georgia Tech			8	10	70.4	71.9	21	15	73.2	70.7
NC State			5	13	74.2	77.9	16	17	75.2	74.4
Wake Forest			2	16	71.1	79.9	11	20	74.0	79.0
Boston College			0	18	56.4	73.4	7	25	61.2	70.5

vs. Non-Conference: 166-49 (.772) **vs. Non-ACC Ranked Teams:** 12-13
NCAA: (7 teams; 19-7) **NIT:** (3 teams; 4-3)
Teams Ranked: UNC, UVa, Miami, Syracuse, Duke, Louisville, Notre Dame, Pitt

2016 ACC Tournament, Washington, D.C. (March 8-9-10-11-12)

First Round - #12 NC State d. #13 Wake Forest 75-72; #11 Florida State d. #14 Boston College 88-66.
Second Round - #8 Pitt d. #9 Syracuse 72-71; #5 Duke d. #12 NC State 92-89; #10 Georgia Tech d. #7 Clemson 88-85 (OT); #6 Virginia Tech d. #11 Florida State 96-85.
Quarterfinals - #1 North Carolina d. #8 Pitt 88-71; #4 Notre Dame d. #5 Duke 84-79 (OT); #2 Virginia d. #10 Georgia Tech 72-52; #3 Miami d. #6 Virginia Tech 88-82.
Semifinals - #1 North Carolina d. #4 Notre Dame 78-47; #2 Virginia d. #3 Miami 73-68.
Finals - #1 North Carolina d. #2 Virginia 61-57

All-Tournament - First Team: Joel Berry, UNC; Anthony Gill, UVa; Marcus Paige, UNC; Brice Johnson, UNC; Malcolm Brogdon, UVa.
Second Team: London Perrantes, UVa; Sheldon McClellan, UM; Seth Allen, VT; Grayson Allen, Duke; Zach Auguste, ND.
Everett Case Award: Joel Berry II, North Carolina (17.0 ppg, 2.7 apg, 1.3 rpg)

All-Atlantic Coast Conference - ACSMA

First Team	• unanimous	Second Team		Third Team	
Brice Johnson, Sr., UNC	• 255	Michael Gbinije, Sr., Syr.	155	Marcus Georges-Hunt, Sr., GT	76
Malcolm Brogdon, Sr., UVa	• 255	Sheldon McClellan, Sr., Miami	136	Anthony Gill, Sr., UVa	70
Cat Barber, Jr., NCS	249	Demetrius Jackson, Jr., ND	130	Zach Auguste, Sr., ND	45
Grayson Allen, So., Duke	247	Brandon Ingram, Fr., Duke	129	Michael Young, Jr., Pitt	37
Jaron Blossomgame, Jr., Clem.	213	Damion Lee, Sr., Louis.	90	Angel Rodriguez, Sr., Miami	35

Player of Year: Malcolm Brogdon, Sr., UVa (38); Brice Johnson, Sr., UNC (9); Cat Barber, Jr., NCS (3); Grayson Allen, So., Duke (1).
Freshman of Year: Brandon Ingram, Duke (48); Dwayne Bacon, FSU (1); Malik Beasley, FSU (1); Malachi Richardson, SU (1).
Coach of Year: Jim Larrañaga, UM (24); Buzz Williams, VT (22); Tony Bennett, UVa (2); Roy Williams, UNC (1); Brad Brownell, Clem. (1); Brian Gregory, GT (1).
Defensive Player of Year: Malcolm Brogdon, Sr., UVa (39); Tonye Jekiri, Sr., UM (9); Michael Gbinije, Sr., SU (1); Marshall Plumlee, Sr., Duke (1); Chinanu Onuaku, So., Louis. (1).
Most Improved Player of Year: Jaron Blossomgame, Jr., Clem. (21); Grayson Allen, So., Duke (15); Cat Barber, Jr., NCS (4); Zach LeDay, Jr., VT (4); Ja'Quan Newton, So., UM (2); Joel Berry, So., UNC (2); Marcus Georges-Hunt, Sr., GT (1); Dennis Clifford, Sr., BC (1); Chinanu Onuaku, So., UL (1).
Sixth Man of Year: Isaiah Hicks, Jr., UNC (19); Ja'Quan Newton, So., UM (12); Luke Kennard, Fr., Duke (7); Tyler Lydon, Fr., SU (6); Devon Bookert, Sr., FSU (6); Sheldon Jeter, Jr., Pitt (1).

All-Atlantic Coast Conference - Coaches

First Team	• unanimous	Second Team		Third Team	
Brice Johnson, Sr., UNC	• 75	Demetrius Jackson, Jr., ND	45	Damion Lee, Sr., Louis.	30
Malcolm Brogdon, Sr., UVa	• 75	Sheldon McClellan, Sr., Miami	44	Anthony Gill, Sr., UVa	21
Grayson Allen, So., Duke	69	Brandon Ingram, Fr., Duke	41	Michael Young, Jr., Pitt	15
Jaron Blossomgame, Jr., Clem.	65	Michael Gbinije, Sr., Syr.	36	Zach Auguste, Sr., ND	9
Cat Barber, Jr., NCS	60	Marcus Georges-Hunt, Sr., GT	32	Tonye Jekiri, Sr., Miami	9

Player of Year: Malcolm Brogdon, Sr., UVa (9); Brice Johnson, Sr., UNC (4); Cat Barber, Jr., NCS (1); Marcus Georges-Hunt, Sr., GT (1).
Rookie of Year: Brandon Ingram, Duke (14); Dwayne Bacon, FSU (0.5); Malik Beasley, FSU (0.5).
Coach of Year: Jim Larrañaga, UM (5); Buzz Williams, VT (32); Tony Bennett, UVa (2); Roy Williams, UNC (2); Brian Gregory, GT (1); Rick Pitino, UL (1); Mike Brey, ND (1).
Defensive Player of Year: Malcolm Brogdon, Sr., UVa (8); Tonye Jekiri, Sr., UM (5); Anthony Gill, UVa (1); Marcus Georges-Hunt, GT (1).
Most Improved Player of Year: Jaron Blossomgame, Jr., Clem. (4.5); Grayson Allen, So., Duke (4.5); Chinanu Onuaku, So., UL (2); Cat Barber, Jr., NCS (1); Joel Berry, So., UNC (1), Bonzie Colson, So., ND (1).
Sixth Man of Year: Isaiah Hicks, Jr., UNC (6); Ja'Quan Newton, So., UM (5); Devon Bookert, Sr., FSU (2); Luke Kennard, Fr., Duke (1); Sheldon Jeter, Jr., Pitt (1).

2017

North Carolina - National Champion
Duke - ACC Champion
Justin Jackson, UNC - ACC Player of the Year
Dennis Smith Jr., NCS - ACC Rookie of the Year
Josh Pastner, GT - ACC Coach of the Year

North Carolina claimed the 17th NCAA championship by a current ACC member school – and the eighth in the last 17 years – when it defeated Gonzaga 71-65 in the national title game April 3 in Glendale, Arizona … the Tar Heels' Joel Berry II was named the Final Four MOP after averaging 16.5 ppg, 4.0 rpg and 3.0 apg in wins over the Zags and Oregon ... **Duke**, behind ACC Tournament MVP Luke Kennard, won its 20th ACC title with a 75-69 win over Notre Dame, which advanced to the championship game for the second time in as many years ... the Blue Devils became the first fifth-seeded team to claim the league title and the first champion to win four games ... UNC and Duke were two of a league-record nine teams that earned NCAA Tournament berths ... the No. 1 seeded Tar Heels and No. 2 seeds Duke and Louisville were joined by Florida State, Miami, Notre Dame, Virginia, Virginia Tech and Wake Forest ... with its 11-8 mark in the 2017 NCAA Tournament, ACC teams have combined to finish .500 or better in each of the last 30 NCAA tournaments ... three ACC schools - Clemson, Georgia and Syracuse earned NIT berths, with the Yellow Jackets advancing to the championship game ... six ACC teams ended the season ranked in the AP poll, including three in the top 10 ... Syracuse (21,181), Louisville (20,846) and North Carolina (18,067) ranked 2-3-4, respectively, among NCAA per game attendance leaders ... led by Duke's Jayson Tatum, the third overall selection, an NCAA-record 10 ACC players were selected in the first round of the NBA Draft ... overall the league had 14 players drafted from nine schools ... NC State's Dennis Smith Jr. became the first freshman in league history to have a triple-double in an ACC game when he had 27 points, 11 assists and 11 rebounds against Virginia Tech on January 4.

2016-17 Final Standings

Team	AP	Coach	ACC W	ACC L	ACC For	ACC Opp	Overall W	Overall L	Overall For	Overall Opp
North Carolina	5	1	14	4	81.7	72.6	33	7	84.4	70.6
Florida State	16	24	12	6	79.4	73.1	26	9	82.1	72.1
Louisville	10	14	12	6	77.3	68.9	25	9	77.3	66.0
Notre Dame	14	20	12	6	74.9	72.1	26	10	77.3	69.3
Duke	7	13	11	7	78.3	74.4	28	9	80.8	70.2
Virginia	24	-	11	7	65.1	59.2	23	11	66.1	56.4
Virginia Tech			10	8	75.8	78.2	22	11	79.1	74.7
Miami			10	8	67.3	66.7	21	12	69.0	64.1
Syracuse			10	8	76.1	75.4	19	15	76.3	71.1
Wake Forest			9	9	81.6	80.3	19	14	82.8	78.4
Georgia Tech			8	10	65.1	68.8	21	16	67.5	66.8
Clemson			6	12	73.1	76.6	17	16	74.8	71.5
Pittsburgh			4	14	67.2	74.8	16	17	72.8	74.7
NC State			4	14	73.4	84.6	15	17	77.6	79.6
Boston College			2	16	71.8	82.5	9	23	72.5	78.4

vs. Non-Conference: 171-47 (.784) **vs. Non-ACC Ranked Teams:** 12-14
NCAA: (9 teams; 11-8 - North Carolina champion) **NIT:** (3 teams; 5-3)
Teams Ranked: Duke, FSU, Louisville, Miami, UNC, Notre Dame, Syracuse, UVa, VT

2017 ACC Tournament, Brooklyn, N.Y. (March 7-8-9-10-11)

First Round - #12 Clemson d. #13 NC State 75-61; #10 Wake Forest d. #15 Boston College 92-78; #14 Pitt d. #11 Georgia Tech 61-59.
Second Round - #9 Miami d. #8 Syracuse 62-57; #5 Duke d. #12 Clemson 79-72; #7 Virginia Tech d. #10 Wake Forest 99-90; #6 Virginia d. #14 Pittsburgh 75-63.
Quarterfinals - #1 North Carolina d. #9 Miami 78-53; #5 Duke d. #4 Louisville 81-77; #2 Florida State d. #7 Virginia Tech 74-68; #3 Notre Dame d. #6 Virginia 71-58.
Semifinals - #5 Duke d. #1 North Carolina 93-83; #3 Notre Dame d. #2 Florida State 77-73.
Finals - #5 Duke d. #3 Notre Dame 75-69.

All-Tournament - First Team: Luke Kennard, Duke; Jayson Tatum, Duke; Bonzie Colson, ND; Matt Farrell, ND; Isaiah Hicks, UNC.
Second Team: Grayson Allen, Duke; Frank Jackson, Duke; Amile Jefferson, Duke; Steve Vasturia, ND; Zach LeDay, VT.
Everett Case Award: Luke Kennard, Duke (20.0 ppg, 5.3 rpg, 2.5 apg)

All-Atlantic Coast Conference

First Team	• unanimous	Second Team		Third Team	
Luke Kennard, So., Duke	• 265	Dwayne Bacon, So., FSU	141	Michael Young, Sr., Pitt	85
Justin Jackson, Jr., UNC	256	Dennis Smith Jr., Fr., NCS	126	Jaron Blossomgame, Sr., Clem.	67
John Collins, So., WF	255	Ben Lammers, Jr., GT	109	Andrew White III, Sr., Syr.	67
Bonzie Colson, Jr., ND	253	Joel Berry II, So., UNC	102	Davon Reed, Sr., Miami	66
Donovan Mitchell, So., UL	231	London Perrantes, Sr., UVa	90	Jayson Tatum, Fr., Duke	51

Player of Year: Justin Jackson, So., UNC (24); John Collins, So., WF (15); Bonzie Colson, Jr., ND (8); Luke Kennard, So., Duke (5); Donovan Mitchell, So., UL (1).
Rookie of Year: Dennis Smith Jr., NCS (36); Jayson Tatum, Duke (8); Josh Okogie, GT (3); Ky Bowman, BC (3); Jonathan Isaac, FSU (3).
Coach of Year: Josh Pastner, GT (24); Roy Williams, UNC (8); Mike Brey, ND (7); Leonard Hamilton, FSU (4); Danny Manning, WF (3); Buzz Williams, VT (3); Jim Larrañaga, Miami (2); Rick Pitino, UL (2)
Defensive Player of Year: Ben Lammers, GT (37); Isaiah Wilkins, UVa (6); Kamari Murphy, Miami (4); Matt Jones, Duke (3); Xavier Rathan-Mayes, FSU (1); Dennis Smith Jr., NCS (1); Steve Vasturia, ND (1).
Most Improved Player of Year: John Collins, So., WF (26); Ben Lammers, Jr., GT (15); Matt Farrell, Jr., ND (9); Justin Jackson, Jr., UNC (1); Luke Kennard, So., Duke (1); Donovan Mitchell, So., UL (1).
Sixth Man of Year: Seth Allen, Sr., VT (43); Tadric Jackson, Jr., GT (4); Frank Jackson, Fr., Duke (3); Marcquise Reed, Jr., Clem. (2); Markell Johnson, Fr., NCS (1).

2018

Virginia - ACC Champion
Marvin Bagley III, Duke - ACC Player of the Year
Marvin Bagley III, Duke - ACC Rookie of the Year
Tony Bennett, UVa - ACC Coach of the Year

Virginia claimed its second ACC title in three years and third overall, defeating sixth-seeded North Carolina 71-63 in the championship game of the 2018 ACC Tournament ... with a league-record 17-1 mark during the regular season, the Cavaliers became the first team in ACC history to win 20 games against league foes in a single season ... led by No. 1 seed Virginia and No. 2 seeds Duke and North Carolina, the ACC led all conferences with nine NCAA Tournament teams ... both Duke and Florida State reached the Elite Eight while Clemson and Syracuse were Sweet 16 teams ... Duke's Marvin Bagley III led the ACC in scoring (21.0), rebounding (11.1), double-doubles (22) and field goal percentage en route to becoming only the second player in ACC history to be named both Conference Player and Freshman of the Year ... in addition to being named ACC Coach of the Year, Virginia's Tony Bennett was selected as the AP and Naismith National Coach of the Year ... NC State's Braxton Beverly set an ACC freshman record with a 3.27:1 assist-to-turnover ratio ... with a Nov. 15 win over Bucknell, UNC's Roy Williams became the first coach in NCAA history to win at least 400 games at two schools (418 at Kansas) ... on Nov. 22, two ACC teams posted wins against top 6 AP-ranked non-conference opponents on the same day for the first time in league annals as NC State beat No. 2 Arizona 90-84 and Notre Dame edged No. 6 Wichita State 67-66 ... in Virginia's 49-37 win over Wisconsin in the Big Ten/ACC Challenge (Nov. 27), the Cavaliers became the first team in league history to win a game without attempting a free throw ... Wake Forest's Brandon Childress and father Randolph Childress (1991, '93-95) became the league's all-time top scoring father-son duo with 2,699 points ... Duke's win over Syracuse in the Midwest Regional semifinals was the 1,100th of head coach Mike Krzyzewski's career.

2017-18 Final Standings

			ACC				Overall			
Team	AP	Coach	W	L	For	Opp	W	L	For	Opp
Virginia	1	5	17	1	64.1	53.1	31	3	67.1	54.0
Duke	9	4	13	5	78.9	67.7	29	8	84.4	69.6
Clemson	20	15	11	7	69.7	67.1	25	10	73.8	65.9
North Carolina	10	14	11	7	80.7	75.6	26	11	81.6	73.3
Miami	22	-	11	7	73.8	73.3	22	10	73.8	67.9
NC State			11	7	77.4	76.8	21	12	81.3	75.1
Virginia Tech			10	8	72.2	72.8	21	12	79.8	72.2
Florida State	-	18	9	9	80.0	80.6	23	12	80.2	72.9
Louisville			9	9	76.1	73.0	22	14	75.6	70.4
Syracuse			8	10	64.5	65.2	23	14	66.6	63.8
Notre Dame			8	10	70.7	69.9	21	15	74.9	68.6
Boston College			7	11	74.6	77.7	19	16	76.4	74.6
Georgia Tech			6	12	63.6	69.3	13	19	65.7	67.9
Wake Forest			4	14	70.3	75.6	11	20	73.3	74.4
Pittsburgh			0	18	56.2	75.3	8	24	62.0	72.4

vs. Non-Conference: 165-50 (.767) **vs. Non-ACC Ranked Teams:** 12-14
NCAA: (9 teams; 12-9) **NIT:** (3 teams; 3-3)
Teams Ranked: Clemson, Duke, FSU, Louisville, Miami, UNC, Notre Dame, UVa

2018 ACC Tournament, Brooklyn, N.Y. (March 6-7-8-9-10)

First Round - #12 Boston College d. #13 Georgia Tech 87-77; #10 Notre Dame d. #15 Pitt 67-64; #11 Syracuse d. #14 Wake Forest 73-64.
Second Round - #9 Louisville d. #8 Florida State 82-74; #12 Boston College d. 5 NC State 91-87; #10 Notre Dame d. #7 Virginia Tech 71-65; #6 North Carolina d. #11 Syracuse 78-59.
Quarterfinals - #1 Virginia d. #9 Louisville 75-58; #4 Clemson d. #12 Boston College 90-82; #2 Duke d. #10 Notre Dame 88-70; #6 North Carolina d. #3 Miami 82-65.
Semifinals - #1 Virginia d. #4 Clemson 64-58; #6 North Carolina d. #2 Duke 74-69
Finals - #1 Virginia d. #6 North Carolina 71-63.

All-Tournament - First Team: Kyle Guy, UVa; Devon Hall, UVa; Theo Pinson, UNC; Luke Maye, UNC; Marvin Bagley III, Duke.
Second Team: Ty Jerome, UVa; Joel Berry II, UNC; Bonzie Colson, ND; Shelton Mitchell, CU; Ky Bowman, BC.
Everett Case Award: Kyle Guy, UVa (16.7 ppg, 4.7 rpg, 2.3 apg)

All-Atlantic Coast Conference

First Team • unanimous	Second Team	Third Team
Marvin Bagley III, Fr., Duke •280	Tyus Battle, So., Syr. 159	Grayson Allen, Sr., Duke 119
Jerome Robinson, Jr., BC 273	Marcquise Reed, Jr., Clem. 143	Matt Farrell, Sr., ND 89
Luke Maye, Jr., UNC 246	Devon Hall, Sr., UVa 129	Ty Jerome, So., UVa 67
Joel Berry II, Sr., UNC 223	Wendell Carter Jr., Fr., Duke 126	Josh Okogie, So., GT 57
Kyle Guy, So., UVa 168	Justin Robinson, Jr., VT 123	Omer Yurtseven, So., NCS 54

Player of Year: Marvin Bagley III, Fr., Duke (37); Jerome Robinson, Jr., BC (14); Luke Maye, Jr., UNC (5); Devon Hall, Sr., UVa (1).
Rookie of Year: Marvin Bagley III, Duke (56); De'Andre Hunter, UVa (1).
Coach of Year: Tony Bennett, UVa (47); Brad Brownell, Clem. (8); Kevin Keatts, NCS (2).
Defensive Player of Year: Isaiah Wilkins, Sr., UVa (42); Anas Mahmoud, Sr., Louis. (7); Elijah Thomas, Jr., Clem. (3); Devin Wilson, Sr., VT (2); Jack Salt, Jr., UVa (1); Rex Pflueger, Jr., ND (1); Wendell Carter Jr., Fr., Duke (1).
Most Improved Player: Luke Maye, Jr., UNC (26); Frank Howard, Jr., Syracuse (5); Omer Yurtseven, So., NCS (5); Martinas Geben, Sr., ND (5); Doral Moore, Jr., WF (5); Kyle Guy, So., UVa (3); Marcquise Reed, Jr., Clem. (3); Phil Cofer, Sr., FSU (2); Dewan Huell, So., Miami (2); Ty Jerome, So., UVa (1).
Sixth Man of Year: De'Andre Hunter, Fr., UVa (39); Chris Clarke, Jr., VT (7); Chris Lykes, Fr., Miami (5); Keyshawn Woods, Jr., WF (3); Trent Forrest, So., FSU (2); Marques Bolden, So., Duke (1).

2019

Virginia - National Champion
Duke - ACC Champion
Zion Williamson, Duke - ACC Player & Rookie of the Year
Tony Bennett, UVa - ACC Coach of the Year

Virginia won its first national championship and the conference's eighth in the last 19 years, with an 85-77 overtime triumph over Texas Tech on April 6 in Minneapolis ... it was the 17th NCAA National Championship by a current ACC member school ... Kyle Guy was named the Final Four's Most Outstanding Player after averaging 19.5 ppg in the Final Four ... he hit three free throws with 0.6 seconds remaining in a 63-62 semifinal win over Auburn ... **Duke** won its 21st ACC Championship, including its record 15th under Mike Krzyzewski, as the third-seeded Blue Devils topped fourth-seeded Florida State, 73-63, in the title game ... freshman Zion Williamson earned tournament MVP laurels after shooting 33-of-43 from the floor in three games ... his .767 field goal percentage set a new tournament record... Virginia was the 46th team to represent the ACC in the NCAA Final Four … the ACC sent seven teams to the NCAA Tournament and led all conferences with five teams among the 2019 NCAA Tournament's Sweet 16, with No. 1 regional seeds Virginia, Duke and North Carolina joined by No. 4 seeds Florida State and Virginia Tech … this marked the fourth time in the last five years that at least four ACC teams reached the NCAA regional semifinals, and the five teams was one shy of the record of six set in 2016 … in addition to the three No. 1 NCAA Tournament seeds in 2019, the ACC became the first conference to place the top three teams in the final AP poll with No. 1 Duke, No. 2 Virginia and No. 3 North Carolina ... Williamson became the 10th unanimous National Player of the Year in league history and the first since 2008 ... Williamson and RJ Barrett became the first freshman teammates in NCAA history to be named consensus All-Americans ... seven ACC players garnered All-America recognition ... 10 ACC student-athletes were chosen in the first round of the NBA Draft

2018-19 Final Standings

			ACC				Overall			
Team	AP	Coach	W	L	For	Opp	W	L	For	Opp
Virginia	2	1	16	2	70.4	56.7	35	3	71.4	56.1
North Carolina	3	9	16	2	83.9	72.9	29	7	85.8	73.2
Duke	1	4	14	4	78.8	70.2	32	6	82.7	67.8
Florida State	10	13	13	5	71.8	66.6	29	8	74.9	67.2
Virginia Tech	16	14	12	6	69.8	65.9	26	9	73.5	62.1
Louisville			10	8	71.9	67.2	20	14	74.6	68.4
Syracuse			10	8	68.1	68.1	20	14	69.7	66.1
NC State			9	9	75.0	74.6	24	12	80.1	71.3
Clemson			9	9	65.1	62.6	20	14	68.8	63.9
Georgia Tech			6	12	60.7	69.3	14	18	65.3	66.6
Boston College			5	13	66.6	73.7	14	17	70.8	72.8
Miami			5	13	68.4	73.4	14	18	71.8	71.1
Wake Forest			4	14	64.2	77.7	11	20	68.4	75.6
Pittsburgh			3	15	64.5	73.1	14	19	69.9	68.7
Notre Dame			3	15	62.7	69.9	14	19	68.7	69.0

vs. Non-Conference: 165-50 (.767) **vs. Non-ACC Ranked Teams:** 12-14
NCAA: (7 teams; 15-6 - Virginia champion) **NIT:** (2 teams; 3-3)
Teams Ranked: Clemson, Duke, FSU, Louisville, UNC, NC State, Syracuse, UVa, VT

2019 ACC Tournament, Charlotte, N.C. (March 12-13-14-15-16)

First Round - #12 Miami 79, #13 Wake Forest 71; #15 Notre Dame 78, #10 Georgia Tech 71; #14 Pitt 80, #11 Boston College 70
Second Round - #8 NC State 59, #9 Clemson 58; #5 Virginia Tech 71, #12 Miami 56; #7 Louisville 75, #15 Notre Dame 53; #6 Syracuse 73, #14 Pitt 59
Quarterfinals - #1 Virginia 76, #8 NC State 56; #4 Florida State 65, #5 Virginia Tech 63 (ot); #2 North Carolina 83, #7 Louisville 70; #3 Duke 84, #6 Syracuse 72
Semifinals - #4 Florida State 69, #1 Virginia 59; #3 Duke 74, #2 North Carolina 73
Championship - #3 Duke 73, #4 Florida State 63

All-Tournament - First Team: RJ Barrett, Duke; Zion Williamson, Duke; Mfiondu Kabengele, FSU; Cameron Johnson, UNC; Kyle Guy, UVa.
Second Team: Tre Jones, Duke; Terance Mann, FSU; Luke Maye, UNC; Coby White, UNC; Frank Howard, Syr.
Everett Case Award: Zion Williamson, Duke (27.0 ppg, 10.0 rpg)

All-Atlantic Coast Conference

First Team • unanimous	Second Team	Third Team
Zion Williamson, Fr., Duke..•350	Luke Maye, Sr., UNC 221	Jordan Nwora, So., UL 135
RJ Barrett, Fr., Duke 346	Ky Bowman, Jr., BC 188	Marcquise Reed, Sr., Clem 129
De'Andre Hunter, So., UVa 302	Ty Jerome, Jr., UVa 177	Tyus Battle, Jr., Syr. 128
Cameron Johnson, Sr., UNC 277	Coby White, Fr., UNC 171	Nickeil Alexander-Walker, So., VT 72
Kyle Guy, Jr., UVa 231	Kerry Blackshear Jr., Jr., VT 170	John Mooney, Jr., ND 71

Player of the Year: Zion Williamson, Fr., Duke (49); RJ Barrett, Fr., Duke (16); De'Andre Hunter, So., UVa (4); Ky Bowman, Jr., BC (1).
Rookie of the Year: Zion Williamson, Duke (47); RJ Barrett, Duke (21); Coby White, UNC (2).
Coach of the Year: Tony Bennett, UVa (30); Buzz Williams, VT (12); Roy Williams, UNC (11); Leonard Hamilton, FSU (10); Chris Mack, Louis. (7).
Defensive Player of the Year: De'Andre Hunter, So., UVa (46); Tre Jones, Fr., Duke (19); David Skara, Sr., Clem. (3); Trent Forrest, Jr., FSU (2).
Most Improved Player: Jordan Nwora, So., Louis. (30); John Mooney, Jr., ND (27); Cameron Johnson, Sr., UNC (5); Mfiondu Kabengele, So., FSU (4); Kerry Blackshear Jr., Jr., VT (2); Chris Lykes, So., Miami (2)
Sixth Man of the Year: Mfiondu Kabengele, So., FSU (60); DJ Funderburk, So., NCS (3); Jared Wilson-Frame, Jr., Pitt (3); Nassir Little, Fr., UNC (2); Braxton Key, Jr., UVa (2)

2020

Florida State - ACC Champion
Tre Jones, Duke - ACC Player of the Year
Vernon Carey Jr., Duke - ACC Rookie of the Year
Leonard Hamilton, FSU - ACC Coach of the Year

Florida State earned its second ACC championship after winning the ACC regular-season title ... the season was canceled on March 12 because of the COVID-19 pandemic, marking the first time in its 67-year history that the ACC Tournament was not completed ... FSU's regular-season crown was its first since the 1989 Metro Conference title ... Duke sophomore guard Tre Jones became just the second player to win ACC Player of the Year and Defensive Player of the Year honors in the same season (UVa's Malcolm Brogdon, 2016) ... Duke center Vernon Carey Jr. was named National Freshman of the Year, the second straight and fourth in seven years from Duke ... Notre Dame senior forward John Mooney led the nation in double-doubles (25) and posted the highest rebounding average (12.8) by an ACC player since Tim Duncan in 1997 (14.7) ... Syracuse junior guard Elijah Hughes led the ACC in scoring (19.0 ppg), the first Orange player to do so ... Florida State's Trent Forrest was named the recipient of the 2019-20 Skip Prosser Award, presented to the ACC's top men's basketball scholar-athlete ... A record 14 league games went to overtime ... 40 ACC games were decided by three or fewer points or overtime, the most since the ACC expanded to 15 teams ... the NBA Draft was moved to Nov. 18 because of its delayed season from the COVID-19 pandemic ... Georgia Tech withdrew its appeal of the competition penalty levied by the NCAA against its men's basketball program and did not participate in 2019-20 postseason play.

2019-20 Final Standings

			ACC				Overall			
Team	AP	Coach	W	L	For	Opp	W	L	For	Opp
Florida State	4	5	16	4	73.7	66.5	26	5	75.4	65.7
Virginia	16	17	15	5	57.7	54.2	23	7	57.0	52.4
Louisville	14	13	15	5	72.9	65.8	24	7	74.1	63.7
Duke	11	8	15	5	82.0	70.4	25	6	82.5	68.0
Georgia Tech			11	9	69.9	69.2	17	14	68.6	66.4
NC State			10	10	71.7	71.5	20	12	74.6	69.7
Syracuse			10	10	73.7	71.3	18	14	74.3	69.3
Notre Dame			10	10	72.8	73.3	20	12	74.3	68.9
Clemson			9	11	65.2	66.3	16	15	66.5	64.1
Miami			7	13	69.3	75.1	15	16	71.2	73.2
Boston College			7	13	64.0	73.6	13	19	64.6	70.6
Virginia Tech			7	13	65.2	69.7	16	16	68.6	66.5
Wake Forest			6	14	73.3	77.0	13	18	73.4	74.9
Pitt			6	14	63.0	68.7	16	17	65.2	65.7
North Carolina			6	14	73.2	75.1	14	19	72.2	72.8

vs. Non-Conference: 120-41 (.745) **vs. Non-ACC Ranked Teams:** 8-10 (.444)
NCAA/NIT: No tournaments held (COVID-19)
Teams Ranked: Duke, Florida State, Louisville, North Carolina, Virginia

2020 ACC Tournament, Greensboro, N.C. (March 10-11)

First Round - #13 Pitt d. #12 Wake Forest 81-72; #14 North Carolina d. #11 Virginia Tech 78-56.
Second Round - #8 Clemson d. #9 Miami 69-65; #5 NC State d. #13 Pitt 73-58; #7 Notre Dame d. #10 Boston College 80-58; #6 Syracuse d. #14 North Carolina 81-53.
Quarterfinals/Semifinals/Finals - Canceled (COVID-19 pandemic)

All-Tournament: None awarded

All-Atlantic Coast Conference

First Team		Second Team		Third Team	
Vernon Carey Jr., Duke	367	Mamadi Diakite, UVa	234	Kihei Clark, UVa	98
Jordan Nwora, UL	359	Devin Vassell, FSU	212	Jose Alvarado, GT	87
John Mooney, ND	351	Garrison Brooks, UNC	209	Aamir Simms, Clem	79
Tre Jones, Duke	348	Trent Forrest, FSU	200	Cole Anthony, UNC	69
Elijah Hughes, Syr.	305	Markell Johnson, NCS	101	Olivier Sarr, WF	63

Player of the Year: Tre Jones, Duke (34); Jordan Nwora, UL (17); John Mooney, ND (11); Elijah Hughes, Syr. (7), Trent Forrest, FSU (4); Mamadi Diakite, UVa (2).
Rookie of the Year: Vernon Carey Jr., Duke (70); Landers Nolley II, VT (2); Cole Anthony, UNC (2); Patrick Williams, FSU (1).
Coach of the Year: Leonard Hamilton, FSU (62); Tony Bennett, UVa (12); Chris Mack, UL (1).
Defensive Player of the Year: Tre Jones, Duke (45); Trent Forrest, FSU (18); Steffon Mitchell, BC (8); Kihei Clark, UVa (3); Manny Bates, NCS (1).
Most Improved Player: Garrison Brooks, UNC (17); Olivier Sarr, WF (16); Devin Vassell, FSU (16); Buddy Boeheim, Syr. (10); Aamir Simms, Clem. (6); Moses Wright, GT (6); Prentiss Hubb, ND (2); DJ Funderburk, NCS (1); Jay Huff, UVa (1).
Sixth Man of the Year: Patrick Williams, FSU (35); Malik Williams, UL (28); Dane Goodwin, ND (9); Isaiah Wong (UM) 3.

2021

Georgia Tech - ACC Champion
Moses Wright, GT - ACC Player of the Year
Scottie Barnes, FSU - ACC Rookie of the Year
Mike Young, VT - ACC Coach of the Year

Georgia Tech won its first ACC championship since 1993, defeating Florida State, 80-75, in the ACC Championship game, claiming its fourth ACC Tournament title in program history ... **Virginia** won its fifth ACC regular-season championship in the last eight years and was the No. 1 seed in the ACC Tournament for the sixth time ... the unique season was played during the COVID-19 pandemic, with limited or no fans at all contests ... the season did not start until Nov. 25 ... the ACC Tournament featured all 15 teams, although Duke and Virginia were forced to bow out early because of positive COVID-19 tests within their programs ... Georgia Tech senior forward Moses Wright was named the ACC Player of the Year, becoming just the second Yellow Jacket to win the award (Dennis Scott, 1990) ... Florida State guard Scottie Barnes earned ACC Freshman and Sixth Man of the Year honors and became just the second player in FSU history to be named the ACC Freshman of the Year, joining Bob Sura (1992) ... GT's Jose Alvarado ranked second nationally in steals per game (2.85/game) and recorded the highest steals average by an ACC player since Maryland's Johnny Rhodes's ACC-record average of 3.7 in 1996 ... following the season, North Carolina head coach Roy Williams announced his retirement ... in 18 seasons as head coach at UNC, he led the Tar Heels to a 485-163 record, two other Final Fours, nine ACC regular-season championships and three ACC Tournament crowns ... Williams' assistant coach and UNC alum Hubert Davis was named the Tar Heels' head coach on April 5 ... Duke head coach Mike Krzyzewski announced June 2 that the 2021-22 season will be his final year of coaching ... Jon Scheyer, who played under Krzyzewski from 2006-10 and was a captain of the 2010 national championship team, was named Krzyzewski's successor beginning with the 2022-23 season.

2020-21 Final Standings

			ACC				Overall			
Team	AP	Coach	W	L	For	Opp	W	L	For	Opp
Virginia	15	24	13	4	66.4	59.6	18	7	68.2	60.5
Florida State	14	10	11	4	80.5	70.7	18	7	77.2	69.2
Virginia Tech	25	-	9	4	69.8	65.8	15	7	72.0	66.0
Georgia Tech			11	6	71.8	67.3	17	9	74.9	70.0
Clemson			10	6	64.5	65.7	16	8	64.9	61.9
North Carolina			10	6	75.0	70.7	18	11	75.2	69.9
Louisville			8	5	67.8	68.0	13	7	68.0	66.5
Syracuse	-	25	9	7	73.7	71.7	18	10	74.8	70.1
NC State			9	8	71.0	72.1	14	11	72.8	69.7
Duke			9	9	76.3	73.4	13	11	76.0	71.3
Notre Dame			7	11	71.9	71.9	11	15	72.7	74.3
Pitt			6	10	69.6	70.7	10	12	71.2	70.1
Miami			4	15	64.7	74.0	10	17	66.4	71.0
Wake Forest			3	15	62.7	73.9	6	16	66.3	72.0
Boston College			2	11	70.7	79.2	4	16	71.4	79.5

vs. Non-Conference: 68-31 (.687) **vs. Non-ACC Ranked Teams:** 6-13 (.316)
NCAA: (7 teams; 4-7) **NIT:** (1 team; 1-1)
Teams Ranked: Clemson, Duke, FSU, Louisville, UNC, Syracuse, Virginia, Virginia Tech

2021 ACC Tournament, Greensboro, N.C. (March 9-13)

First Round - #13 Miami d. #12 Pitt 79-73; #10 Duke d. #15 Boston College 86-51; #11 Notre Dame d. #14 Wake Forest 80-77.
Second Round - #8 Syracuse d. #9 NC State 89-68; #13 Miami d. #5 Clemson 67-64; #10 Duke d. #7 Louisville 70-56; #6 North Carolina d. #11 Notre Dame 101-59.
Quarterfinals - #1 Virginia d. #8 Syracuse 72-69; #4 Georgia Tech d. #13 Miami 70-66; #6 North Carolina d. #3 Virginia Tech 81-73; #10 Duke-#2 Florida State, No Contest (FSU advances)
Semifinals - #2 Florida State d. #6 UNC 69-66; #1 Virginia-#4 Ga. Tech, No Contest (GT advances)
Finals - #4 Georgia Tech d. #2 Florida State 80-75

All-Tournament - First Team: Michael Devoe, GT; Jose Alvarado, GT; Balsa Koprivica, FSU; Armando Bacot, UNC; Buddy Boeheim, Syr.
Second Team: Jordan Usher, GT; Scottie Barnes, FSU; Mark Williams, Duke; Isaiah Wong, Miami; Kameron McGusty, Miami
Everett Case Award: Michael Devoe, GT (16.5 ppg, 5.0 apg, 2.0 spg)

All-Atlantic Coast Conference

First Team		Second Team		Third Team	
Moses Wright, GT	344	Keve Aluma, VT	277	RaiQuan Gray, FSU	167
Justin Champagnie, Pitt	343	Jose Alvarado, GT	244	Isaiah Wong, Miami	102
Carlik Jones, UL	327	Jay Huff, UVa	214	Quincy Guerrier, Syr.	55
Matthew Hurt, Duke	310	M.J. Walker, FSU	200	Prentiss Hubb, ND	42
Sam Hauser, UVa	281	Aamir Simms, Clem	176	Armando Bacot, UNC	41
				Scottie Barnes, FSU	41

Player of the Year: Moses Wright, GT (33), Carlik Jones, UL (13), Justin Champagnie, Pitt (13), Sam Hauser, UVa (5), Jose Alvarado, GT (4), Matthew Hurt, Duke (3), Keve Aluma, VT (3), Jay Huff, UVa (1).
Rookie of the Year: Scottie Barnes, FSU (53), Day'Ron Sharpe, UNC (10), DJ Steward, Duke (6), Jae'Lyn Withers, UL (5), Kadary Richmond, Syr. (1).
Coach of the Year: Mike Young, VT (26), Leonard Hamilton, FSU (24), Josh Pastner, GT (16), Tony Bennett, UVa (6), Brad Brownell, Clem. (2), Chris Mack, UL (1).
Defensive Player of the Year: Jose Alvarado, GT (35), Jay Huff, UVa (17), Manny Bates, NCS (13), Jordan Goldwire, Duke (5), Aamir Simms, Clem. (4), Keve Aluma, VT (1).
Most Improved Player: Matthew Hurt, Duke (17), Isaiah Wong, Miami (13), Moses Wright, GT (11), Justin Champagnie, Pitt (11), RaiQuan Gray, FSU (10), Nate Laszewski, ND (5), Quincy Guerrier, Syr. (3), Armando Bacot, UNC (2), Jay Huff, UVa (2), David Johnson, UL (1).
Sixth Man of the Year: Scottie Barnes, FSU (39), Day'Ron Sharpe, UNC (24), Nick Honor, Clem. (6), Jordan Goldwire, Duke (5), Nikola Djogo, ND (1).

2022

Virginia Tech - ACC Champion
Alondes Williams, WF - ACC Player of the Year
Paolo Banchero, Duke - ACC Rookie of the Year
Steve Forbes, WF - ACC Coach of the Year

Virginia Tech won its first ACC Championship, downing top-seeded Duke, 82-67, in the title game in Brooklyn ... The Hokies became just the second ACC team to take the crown with four wins in four days and were the lowest-seeded team to win the tournament ...five ACC teams earned NCAA Tournament bids – Duke, Miami, North Carolina, Notre Dame and Virginia Tech ... four won at least two games, with Duke, Miami and North Carolina each reaching the Elite Eight and Duke and UNC making the Final Four, marking the seventh time ACC teams have comprised half of the Men's Final Four field ... the Duke-North Carolina matchup in the semifinals was the fourth between ACC teams in the Men's Final Four ... with UNC reaching the title game, the ACC had a team in the NCAA championship game for the fifth time in the last seven tournaments and 28 times in tournament history ... the ACC's five participants were 14-5 (73.7%) in the 2022 NCAA Tournament – the most wins of any league and best winning percentage of any multi-bid league ... **Duke** (16-4) won its first ACC regular-season title since the 2009-10 season ...Wake Forest guard Alondes Williams was selected ACC Player of the Year, becoming the first Demon Deacon to win the award since 2003 (Josh Howard) ... Wake head coach Steve Forbes won ACC Coach of the Year honors, the first at Wake since Skip Prosser in 2003 ... with a 19-win differential from Forbes' first year to his second, Wake had one of the largest improvements from year to year in NCAA history ... UNC's Armando Bacot led the nation and set an ACC record with 31 double-doubles in the 2021-22 season (Tim Duncan, 29, 1997). Bacot (16.3 ppg, 13.1 rpg) was one of only three power conference players nationally to average a double-double during the 2021-22 campaign ... Bacot (13.1 rpg) was third nationally in rebounding; his average of 14.3 rpg in ACC play was the highest since Wake Forest's Tim Duncan (14.9) in 1997 ... home teams went 83-67 (55.3%) in ACC play, the lowest win percentage for home teams in ACC play since 1987 (53.6%) and the fifth lowest in league history.

2021-22 Final Standings

			ACC				Overall			
Team	AP	Coach	W	L	For	Opp	W	L	For	Opp
Duke	9	3	16	4	77.2	66.9	32	7	80.1	67.8
North Carolina	rv	2	15	5	78.6	72.9	29	10	77.9	71.3
Notre Dame	-	rv	15	5	72.7	67.0	24	11	72.6	67.1
Miami	-	16	14	6	75.8	70.9	26	11	74.0	70.4
Wake Forest			13	7	78.6	71.1	25	10	78.5	70.1
Virginia			12	8	63.7	63.1	21	14	62.4	60.1
Virginia Tech	rv	rv	11	9	68.1	65.1	23	13	70.8	62.8
Florida State			10	10	68.9	73.2	17	14	71.0	71.9
Syracuse			9	11	74.7	74.2	16	17	77.4	75.1
Clemson			8	12	69.3	70.1	17	16	71.7	68.5
Boston College			6	14	66.3	71.7	13	20	66.9	68.1
Louisville			6	14	65.7	73.1	13	19	67.3	70.1
Pitt			6	14	62.6	70.3	11	21	61.5	68.1
Georgia Tech			5	15	66.0	73.1	12	20	68.6	70.8
NC State			4	16	71.0	76.6	11	21	73.0	75.6

vs. Non-Conference: 126-59 (.681) **vs. Non-ACC Ranked Teams:** 10-20
NCAA: (5 teams; 14-5) **NIT:** (2 teams; 4-2)
Teams Ranked: Duke, FSU, Miami, North Carolina, Virginia, Virginia Tech, Wake Forest

2022 ACC Tournament, Brooklyn, N.Y. (March 8-9-10-11-12)

First Round - #13 Boston College d. #12 PItt 66-46; #10 Clemson d. #15 NC State 70-64; #11 Louisville d. #14 Georgia Tech 84-74.
Second Round - #9 Syracuse d. #8 Florida State 96-57; #13 Boston College d. #5 Wake Forest 82-77 (OT); #17 Virginia Tech d. #10 Clemson 76-75 (OT); #6 Virginia d. #11 Louisville 51-50.
Quarterfinals - #1 Duke d. #9 Syracuse 88-79; #4 Miami d. #13 Boston College 71-69 (OT); #7 Virginia Tech d. #2 Notre Dame 87-80; #3 North Carolina d. #6 Virginia 63-43.
Semifinals - #1 Duke d. #4 Miami 80-76; #7 Virginia Tech d. #3 North Carolina 72-59.
Finals - #7 Virginia Tech d. #1 Duke 82-67.

All-Tournament - First Team: Hunter Cattoor, VT; Keve Aluma, VT; Paolo Banchero, Duke; Wendell Moore Jr., Duke; Kameron McGusty, Miami.
Second Team: Storm Murphy, VT; Darius Maddox, VT; Armando Bacot, UNC; Jimmy Boeheim, Syr; Quinten Post, BC.
Everett Case Award: Hunter Cattoor, VT (12.3 ppg, 3.5 rpg, 11-21 3FG)

All-Atlantic Coast Conference

First Team		Second Team		Third Team	
Armando Bacot, Jr., UNC	380	Keve Aluma, Sr., VT	192	Dane Goodwin, Sr., ND	131
Alondes Williams, Sr. WF	373	Dereon Seabron, So., NCS	166	Mark Williams, So., Duke	119
Paolo Banchero, Fr., Duke	372	Wendell Moore, Jr., Duke	161	Isaiah Wong, Jr., Mia	119
Kameron McGusty, Gr.,Mia	315	Blake Wesley, Fr., ND	148	Jayden Gardner, Sr., UVa	106
Buddy Boeheim, Sr., Syr	241	Jake LaRavia, Jr., WF	147	Michael Devoe, Sr., GT	105

Player of Year: Alondes Williams, Sr., WF (41); Armando Bacot, Jr., UNC (31); Paolo Banchero, Duke (6).
Rookie of Year: Paolo Banchero, Duke (72); Blake Wesley, ND (4); Terquavion Smith, NCS (1); Trevor Keels, Duke (1).
Coach of Year: Steve Forbes, WF (40); Mike Krzyzewski (19); Mike Brey, ND (13); Jim Larrañaga, Mia (3); Mike Young, VT (1); Hubert Davis, UNC (1); Tony Bennett, UVa (1).
Defensive Player of Year: Mark Williams, So., Duke (46); Reece Beekman, UVa (20); Leaky Black, UNC (7); Wendell Moore Jr., Jr., Duke (3); Charlie Moore, Gr., Mia (2).
Most Improved Player: Dereon Seabron, So., NCS (33); PJ Hall, So., Clem (28); Mark Williams, So., Duke, 4; John Hugley, So., Pitt (4); Dane Goodwin, Sr., ND (3); Jesse Edwards, So., Syr (2); Wendell Moore Jr., Jr., Duke (2); James Karnik, Sr., BC (1); RJ Davis, So., UNC (1)
Sixth Man of Year: Matthew Cleveland, Fr., FSU (52); El Ellis, Jr., Lou (6); Anthony Walker, So., Mia (6); Khadim Sy, Jr., WF (6); Kadin Shedrick, So., UVa (5); Quinten Post, Jr., BC, (2); Cam Hayes, So., NCS (1)

Skip Prosser led Wake Forest to 126 wins during his six years with the Demon Deacons, as well as four NCAA Tournament appearances.

NC State's Everett Case – the Old Gray Fox – dominated the early days of the conference, winning the first three ACC titles.

North Carolina's Dean Smith (left) and Duke's Mike Krzyzewski (right) are the two winningest coaches in ACC history. Between the two of them, they have 2,036 career wins, 28 ACC titles, four Olympic gold medals and seven national championships.

Terry Holland, hugging 1976 ACC Tournament MVP Wally Walker, is the winningest coach in Virginia history and eighth on the ACC wins list.



Georgia Tech's Bobby Cremins won 354 games and three ACC championships in his 19 seasons with the Yellow Jackets.

WINS - ALL GAMES
(while a member of the ACC)

Coach, School	Years	Wins
Mike Krzyzewski, Duke	1981-2022	1,129
Dean Smith, UNC	1961-97	879
Roy Williams, UNC	2004-21	485
Gary Williams, Md.	1990-2011	461
Leonard Hamilton, FSU	2003-**	395
Bobby Cremins, GT	1981-2000	354
Charles "Lefty" Driesell, Md.	1970-86	348
Terry Holland, UVa	1975-90	326
Tony Bennett, UVa	2010-**	316
Norman Sloan, NCS	1967-80	266

WINS - ACC GAMES
(Regular Season & ACC Tournament)

Mike Krzyzewski, Duke	1981-2022	535
Dean Smith, UNC	1961-97	422
Roy Williams, UNC	2004-21	241
Gary Williams, Md.	1990-2011	210
Leonard Hamilton, FSU	2003-**	177
Tony Bennett, UVa	2010-**	175
Frank McGuire, UNC/USC	1954-61/65-71	160
Bobby Cremins, GT	1981-2000	149
Charles "Lefty" Driesell, Md.	1970-86	139
Vic Bubas, Duke	1960-69	128

WINS - ACC TOURNAMENT

Mike Krzyzewski, Duke	1981-2022	69
Dean Smith, UNC	1961-97	58
Roy Williams, UNC	2004-21	29
Vic Bubas, Duke	1960-69	22
Frank McGuire, UNC/USC	1954-61/65-71	18
Gary Williams, Md.	1990-2011	18
Charles "Lefty" Driesell, Md.	1970-86	17
Leonard Hamilton, FSU	2003-**	17
Bobby Cremins, GT	1981-2000	15
Everett Case, NCS	1954-64	15
Terry Holland, UVa	1975-90	15

WINS - NCAA TOURNAMENT
(while a member of the ACC)

Mike Krzyzewski, Duke	1981-2022	101
Dean Smith, UNC	1961-97	65
Roy Williams, UNC	2004-21	45
Gary Williams, Md.	1990-2011	25
Leonard Hamilton, FSU	2003-**	18
Bobby Cremins, GT	1981-2000	15
Terry Holland, UVa	1975-90	15
Jim Valvano, NCS	1981-90	14
Tony Bennett, UVa	2010-**	13
Vic Bubas, Duke	1960-69	10
Charles "Lefty" Driesell, Md.	1970-86	10
Dave Odom, WF	1990-2001	10

WIN PERCENTAGE - ALL GAMES
(while a member of the ACC)

Coach, School	Years	W-L	Pct.
M. Krzyzewski, Duke	1981-2022	1,129-309	.785
Dean Smith, UNC	1961-97	879-254	.776
Vic Bubas, Duke	1960-69	213-67	.761
Roy Williams, UNC	2004-21	485-163	.748
Bill Guthridge, UNC	1998-2000	80-28	.741
Tony Bennett, UVa	2010-**	316-117	.730
Frank McGuire, UNC/USC	1954-61/65-71	264-108	.710
Lefty Driesell, Md.	1970-86	348-159	.686
Everett Case, NCS	1954-61	189-88	.681
Norman Sloan, NCS	1967-80	266-127	.677

WIN PERCENTAGE - ACC REGULAR SEASON

Vic Bubas, Duke	1960-69	106-32	.768
Dean Smith, UNC	1961-97	364-136	.728
M. Krzyzewski, Duke	1981-2022	468-195	.706
Harold Bradley, Duke	1954-59	56-24	.700
Tony Bennett, UVa	2010-**	161-70	.697
Roy Williams, UNC	2004-21	207-90	.697
Frank McGuire, UNC/USC	1954-61/65-71	142-63	.693
Bill Guthridge, UNC	1998-2000	32-16	.667
Chris Mack, Louis.	2019-22	43-24	.641
Bones McKinney, WF	1958-65	69-43	.616

WIN PERCENTAGE - ACC TOURNAMENT

Vic Bubas, Duke	1960-69	22-6	.786
M. Krzyzewski, Duke	1981-2022	69-24	.742
Dean Smith, UNC	1961-97	58-23	.716
Bill Guthridge, UNC	1998-2000	5-2	.714
Everett Case, NCS	1954-64	15-7	.682
Bones McKinney, WF	1958-65	12-6	.667
Bill Foster, Duke	1975-80	8-4	.667
Mike Young, VT	2020-**	4-2	.667
Roy Williams, UNC	2004-21	29-15	.659
Mark Gottfried, NCS	2012-17	8-5	.615

WIN PERCENTAGE - NCAA TOURNAMENT
(min. two apps. while member of the ACC)

Roy Williams, UNC	2004-21	45-13	.776
M. Krzyzewski, Duke	1981-2022	101-31	.765
Vic Bubas, Duke	1960-69	11-4	.733
Bill Guthridge, UNC	1998-2000	8-3	.727
Dean Smith, UNC	1961-97	65-27	.707
Jim Valvano, NCS	1981-90	14-6	.700
Jim Boeheim, Syr.	2014-**	10-5	.667
Bill Foster, Duke	1975-80	6-3	.667
Frank McGuire, UNC/USC	1954-61/65-71	6-3	.667
Tony Bennett, UVa	2010-**	13-7	.650

ACC HOME COURT WINS

Mike Krzyzewski, Duke	1981-2022	265
Dean Smith, UNC	1961-97	197
Roy Williams, UNC	2004-21	119
Gary Williams, Maryland	1990-11	117
Leonard Hamilton, FSU	2003-**	114
Tony Bennett, Virginia	2010-**	90
Bobby Cremins, GT	1981-00	85
Frank McGuire, UNC/USC	54-61,65-71	75
Lefty Driesell, Maryland	1970-86	75
Terry Holland, Virginia	1975-90	71
Bud Millikan, Maryland	1954-67	63
Dave Odom, Wake Forest	1990-01	63

ACC HOME COURT WIN PERCENTAGE
(minimum two complete seasons in the ACC)

Coach, School	Years	W-L	Pct.
Harold Bradley, Duke	1954-59	35-5	.875
Vic Bubas, Duke	1960-69	60-9	.870
Dean Smith, UNC	1961-97	197-38	.838
Dino Gaudio, WF	2008-10	20-4	.833
M. Krzyzewski, Duke	1981-2022	265-64	.805
Frank McGuire, UNC/USC	1954-61/65-71	75-20	.790
Tony Bennett, UVa	2010-**	90-25	.782
Roy Williams, UNC	2004-21	119-33	.782
Rick Pitino, Louis.	2015-17	16-5	.762
Bill Guthridge, UNC	1998-2000	18-6	.750

ACC ROAD WINS

Coach, School	Years	Wins
Mike Krzyzewski, Duke	1981-2022	201
Dean Smith, North Carolina	1961-97	133
Roy Williams, UNC	2004-21	93
Gary Williams, Maryland	1990-11	75
Tony Bennett, Virginia	2010-**	71
Leonard Hamilton, FSU	2003-**	61
Frank McGuire, UNC/USC	'54-61/65-71	55
Vic Bubas, Duke	1960-69	46
Bobby Cremins, Georgia Tech	1981-00	44
Lefty Driesell, Maryland	1970-86	42

ACC ROAD WIN PERCENTAGE
(minimum two complete seasons in the ACC)

Coach, School	Years	W-L	Pct.
Vic Bubas, Duke	1960-69	46-23	.667
Frank McGuire, UNC/USC	1954-61/65-71	55-34	.618
Tony Bennett, UVa	2010-**	71-45	.612
M. Krzyzewski, Duke	1981-2022	201-129	.609
Roy Williams, UNC	2004-21	93-61	.604
Dean Smith, UNC	1961-97	133-92	.591
Bill Guthridge, UNC	1998-00	14-10	.583
Bones McKinney, WF	1958-65	29-27	.518
Chris Mack, Louisville	2019-22	16-15	.516
Harold Bradley, Duke	1954-59	19-19	.500

FASTEST TO 100 WINS - ALL GAMES

Coach, School	G	W-L	Year	Pct.
Vic Bubas, Duke	128	100-28	1969	.781
Roy Williams, UNC	129	100-29	2007	.775
Skip Prosser, WF	136	100-36	2007	.735
Lefty Driesell, Md.	141	100-41	1974	.709
Bill Foster, Clem.	147	100-47	1984	.680

FASTEST TO 150 WINS - ALL GAMES

Coach, School	G	W-L	Year	Pct.
Roy Williams, UNC	183	150-33	2009	.830
Vic Bubas, Duke	187	150-37	1966	.820
Lefty Driesell, Md.	204	150-54	1977	.709
Dean Smith, UNC	213	150-63	1970	.704
Tony Bennett, UVa	218	150-68	2016	.688

FASTEST TO 200 WINS - ALL GAMES

Coach, School	G	W-L	Year	Pct.
Vic Bubas, Duke	254	200-54	1966	.787
Dean Smith, UNC	278	200-78	1970	.719
Terry Holland, UVa	283	200-83	1983	.707
Tony Bennett, UVa	284	200-84	2018	.704
Lefty Driesell, Md.	285	200-85	1980	.702

FASTEST TO 250 WINS - ALL GAMES

Coach, School	G	W-L	Year	Pct.
Roy Williams, UNC	316	250-66	2012	.791
Tony Bennett, UVa	339	250-89	2019	.737
Dean Smith, UNC	341	250-91	1970	.733
Lefty Driesell, Md.	352	250-102	1982	.710
M. Krzyzewski, Duke	358	250-108	1988	.698

FASTEST TO 300 WINS - ALL GAMES

Coach, School	G	W-L	Year	Pct.
Roy Williams, UNC	386	300-86	2014	.777
Tony Bennett, UVa	405	300-105	2022	.741
Dean Smith, UNC	406	300-106	1976	.739
M. Krzyzewski, Duke	412	300-112	1991	.728
Lefty Driesell, Md.	432	300-132	1984	.694

1ST SEASON - ACC REGULAR-SEASON GAMES

Coach, School	Years	W-L	Pct.
Matt Doherty, UNC	2001	13-3	.813
Bill Guthridge, UNC	1998	13-3	.813
Jim Boeheim, Syr.	2014	14-4	.778
Jamie Dixon, Pitt	2014	11-7	.611
Bucky Waters, Duke	1970	8-6	.571
Les Robinson, NCS	1991	8-6	.571

2ND SEASON - ACC REGULAR-SEASON GAMES

Coach, School	Years	W-L	Pct.
Bill Guthridge, UNC	1998-99	23-9	.719
Jim Larrañaga, Miami	2012-13	28-11	.706
Roy Williams, UNC	2004-05	22-10	.688
Skip Prosser, WF	2002-03	22-10	.688
Chris Mack, Louis.	2019-20	25-13	.658

3RD SEASON - ACC REGULAR-SEASON GAMES

Coach, School	Years	W-L	Pct.
Roy Williams, UNC	2004-06	34-14	.708
Bill Guthridge, UNC	1998-00	32-16	.667
Vic Bubas, Duke	1960-62	28-14	.667
Chris Mack, Louis.	2019-21	33-18	.647
Skip Prosser, WF	2002-04	31-17	.646

4TH SEASON - ACC REGULAR-SEASON GAMES

Coach, School	Years	W-L	Pct.
Vic Bubas, Duke	1960-63	42-14	.750
Roy Williams, UNC	2004-07	45-19	.703
Skip Prosser, WF	2002-05	44-20	.688
Dean Smith, UNC	1962-65	33-23	.589
Jim Larrañaga, Miami	2012-15	41-29	.586

5TH SEASON - ACC REGULAR-SEASON GAMES

Coach, School	Years	W-L	Pct.
Vic Bubas, Duke	1960-64	55-15	.786
Roy Williams, UNC	2004-08	59-21	.738
Frank McGuire, UNC	1954-58	48-19	.716
Bones McKinney, WF	1958-62	43-27	.614
Jim Larrañaga, Miami	2012-16	54-34	.614

ACC COACHING RECORDS (SINCE 1954)

Includes only seasons coaching at ACC schools during years as ACC member & ranked by All Games percentage

Head Coach	School	Years	All Games		ACC Regular Season Games		ACC Tournament		ACC Titles	NCAA Titles
Mike Krzyzewski[1]	Duke	42	1,129-309	.785	466-193	.707	69-24	.742	15	5
Dean Smith	North Carolina	36	879-254	.776	364-136	.728	58-23	.716	13	2
Vic Bubas	Duke	10	213-67	.761	106-32	.768	22-6	.786	4	0
Roy Williams	North Carolina	18	485-163	.748	212-94	.693	29-15	.659	3	3
Bill Guthridge	North Carolina	3	80-28	.741	32-16	.667	5-2	.714	1	0
Tony Bennett	Virginia	12	316-117	.730	161-70	.697	14-9	.609	2	1
Frank McGuire	UNC/USC	15	264-108	.710	142-63	.693	18-13	.581	2	1
Lefty Driesell	Maryland	17	348-159	.686	122-100	.549	17-16	.515	1	0
Everett Case[2]	NC State	12	190-89	.681	89-60	.597	15-7	.682	4	0
Norm Sloan	NC State	14	266-127	.677	103-77	.572	14-11	.560	3	1
Harold Bradley	Duke	6	105-51	.673	56-24	.700	6-6	.500	0	0
Dino Gaudio	Wake Forest	3	61-31	.663	27-21	.563	0-3	.000	0	0
Rick Pitino[4]	Louisville	3	48-25	.658	24-18	.571	0-2	.000	0	0
Skip Prosser	Wake Forest	6	126-68	.649	52-44	.542	5-6	.455	0	0
Jim Valvano	NC State	10	209-114	.647	71-69	.507	9-8	.529	2	1
Gary Williams	Maryland	22	461-252	.646	192-156	.552	18-20	.474	1	1
Dave Odom	Wake Forest	12	240-132	.645	101-87	.537	9-10	.474	2	0
Murray Greason	Wake Forest	4	72-40	.643	33-21	.611	6-4	.600	0	0
Terry Holland	Virginia	16	326-181	.643	111-103	.519	15-15	.500	1	0
Jamie Dixon	Pitt	3	66-37	.641	28-26	.519	3-3	.500	0	0
Bill Foster	Duke	6	113-64	.638	31-43	.419	8-4	.667	0	0
Chris Mack	Louisville	4	63-36	.636	38-23	.623	1-2	.333	0	0
Leonard Hamilton	Florida State	20	395-242	.620	175-156	.529	14-18	.438	2	0
Jim Larrañaga	Miami	11	226-141	.616	105-96	.522	12-10	.545	1	0
Mike Brey	Notre Dame	9	187-117	.615	86-80	.518	11-7	.611	1	0
Jim Boeheim	Syracuse	9	183-116	.612	88-76	.537	5-7	.417	0	0
Oliver Purnell	Clemson	7	138-88	.611	50-62	.446	3-7	.333	0	0
David Padgett	Louisville	1	22-14	.611	9-9	.500	1-1	.500	0	0
Mark Gottfried	NC State	5	108-69	.610	44-44	.500	8-5	.615	0	0
Al Skinner	Boston College	5	100-65	.606	40-40	.500	5-5	.500	0	0
Mike Young	Virginia Tech	3	54-36	.600	27-26	.509	4-2	.667	1	0
Bobby Cremins	Georgia Tech	19	354-237	.599	134-150	.472	15-16	.484	3	0
Carl Tacy	Wake Forest	13	222-149	.598	71-97	.423	6-13	.316	2	0
Bill Foster	Clemson	9	156-106	.595	44-74	.373	3-9	.250	0	0
Herb Sendek	NC State	10	191-132	.591	72-88	.450	13-10	.565	0	0
Seth Greenberg	Virginia Tech	8	155-109	.587	61-67	.477	5-8	.385	0	0
Jeff Jones	Virginia	8	146-104	.584	59-67	.468	5-8	.385	0	0
Bucky Waters	Duke	4	63-45	.583	27-25	.519	1-4	.200	0	0
Pat Kennedy	Florida State	6	105-75	.583	45-51	.469	1-6	.143	0	0
Cliff Ellis	Clemson	10	179-129	.581	56-90	.384	3-10	.231	0	0
Mark Turgeon	Maryland	3	59-43	.578	23-29	.442	3-3	.500	0	0
Kevin Keatts	NC State	5	90-68	.570	41-51	.446	2-4	.333	0	0
Brad Brownell	Clemson	12	218-166	.567	103-112	.479	6-11	.353	0	0
Bones McKinney	Wake Forest	8	122-94	.565	69-43	.616	12-6	.667	2	0
Bud Millikan	Maryland	14	199-154	.564	98-93	.513	7-13	.350	1	0
Rick Barnes	Clemson	4	74-58	.561	28-36	.438	2-4	.333	0	0
Frank Haith	Miami	7	129-101	.561	43-69	.384	5-7	.417	0	0
Pete Gillen	Virginia	7	118-93	.559	45-67	.401	2-7	.222	0	0
Buzz Williams	Virginia Tech	5	100-69	.552	44-46	.444	4-5	.444	0	0
Matt Doherty	North Carolina	3	53-43	.552	23-25	.479	3-3	.500	0	0
Steve Forbes	Wake Forest	2	31-26	.544	16-22	.421	0-2	.000	0	0
Paul Hewitt	Georgia Tech	11	190-162	.540	72-104	.409	9-11	.450	0	0
Sidney Lowe	NC State	5	86-78	.524	25-55	.313	5-5	.500	0	0
Dave Leitao	Virginia	4	63-60	.512	27-37	.422	1-4	.200	0	0
Tates Locke	Clemson	5	62-70	.470	20-42	.323	1-5	.167	0	0
Brian Gregory	Georgia Tech	4	76-86	.469	27-61	.307	2-5	.286	0	0
Press Maravich[2]	Clem./NC State	8	93-109	.460	44-67	.396	7-7	.500	0	0
Larry Shyatt	Clemson	5	70-84	.455	20-60	.250	1-5	.167	0	0
Mike Hopkins[3]	Syracuse	1	4-5	.444	0-3	.000	0-0	.000	0	0
Les Robinson	NC State	6	78-98	.443	28-66	.298	2-6	.250	0	0
Jack McCloskey	Wake Forest	6	70-89	.440	32-50	.390	3-6	.333	0	0
Bill Gibson	Virginia	11	120-158	.432	50-98	.338	5-11	.313	0	0
Josh Pastner[4]	Georgia Tech	6	72-95	.431	39-64	.379	2-4	.333	1	0
Rob Stevens	South Carolina	3	34-45	.430	15-27	.357	2-2	.500	0	0
Steve Robinson	Florida State	5	63-85	.426	25-55	.313	3-5	.375	0	0
Bus Male	Virginia	4	46-62	.426	12-35	.255	1-4	.200	0	0
Jeff Capel	Pitt	4	51-69	.425	21-53	.284	2-4	.333	0	0
Bob Wade	Maryland	3	36-50	.419	7-35	.167	2-3	.400	0	0
Steve Donahue	Boston College	4	54-76	.415	24-44	.353	2-4	.333	0	0
Bobby Roberts	Clemson	8	82-116	.414	41-71	.366	1-8	.111	0	0
Danny Manning	Wake Forest	6	78-111	.413	30-80	.273	1-6	.142	0	0
Jeff Bzdelik	Wake Forest	4	51-76	.402	17-51	.250	1-4	.250	0	0
Chuck Noe	South Carolina	2	19-29	.396	12-16	.429	0-1	.000	0	0
Frank Johnson	South Carolina	5	51-78	.395	15-51	.227	0-1	.000	0	0
Bob Staak	Wake Forest	4	45-69	.395	7-48	.127	1-4	.000	0	0
Earl Grant	Boston College	1	13-20	.394	6-14	.300	2-1	.667	0	0
Jim Christian	Boston College	6	78-132	.371	26-94	.217	3-6	.333	0	0
Neil McGeachy	Duke	1	10-16	.385	2-10	.176	0-1	.000	0	0
Kevin Stallings	Pitt	2	24-41	.369	4-32	.111	1-2	.333	0	0
James Johnson	Virginia Tech	2	22-41	.349	6-30	.167	0-2	.000	0	0
Frank Fellows	Maryland	2	16-34	.320	6-22	.214	0-2	.000	0	0
Jack Murdock	Wake Forest	1	8-18	.308	4-10	.286	0-1	.000	0	0
Billy McCann	Virginia	6	40-106	.274	20-64	.238	1-6	.143	0	0
Dwayne Morrison	Ga. Tech/S. Car.	3	12-41	.226	1-27	.036	0-3	.000	0	0
Banks McFadden	Clemson	3	16-56	.222	1-36	.027	0-3	.000	0	0
Pete Gaudet[1]	Duke	1	4-15	.211	2-13	.133	1-1	.500	0	0
Walt Hamrick	South Carolina	1	4-20	.167	2-12	.143	0-1	.000	0	0

[1]Duke's Mike Krzyzewski left the team for medical reasons in the 1994-95 season when the Blue Devils were 9-3 overall and 0-1 in the ACC. Pete Gaudet assumed interim head coaching duties and went 4-15 overall, 2-13 in the ACC. [2]NC State's Everett Case retired after the second game of the 1964-65 season and was replaced by Press Maravich. Case is credited with a 1-1 overall, 0-1 ACC mark for that season while Maravich gets credit for a 20-4 record, 10-3 in the ACC. [3]Mike Hopkins replaced Jim Boeheim as the Syracuse head coach for nine games during the 2015-16 season. [4]Louisville vacated 27 wins, including 12 ACC wins and one NCAA tournament win, in 2014-15 because of NCAA violations. [5]Georgia Tech vacated 22 wins and one loss because of NCAA violations.

WINS VERSUS NO. 1

Since the league's first season in 1953-54, 33 different ACC head coaches have totaled 67 wins against No. 1-ranked teams in either the AP or coaches' polls.

Wins vs. No. 1 by ACC Coaches
(while coaching in the ACC)

Mike Krzyzewski, Duke	8
Gary Williams, Maryland	6
Roy Williams, North Carolina	6
Bobby Cremins, Georgia Tech	4
Dean Smith, North Carolina	4
Lefty Driesell, Maryland	3
Seth Greenberg, Virginia Tech	3
Bill Guthridge, North Carolina	3
Leonard Hamilton, Florida State	3
Vic Bubas, Duke	2
Herb Sendek, NC State	2
Carl Tacy, Wake Forest	2
Jim Valvano, NC State	2
Jim Boeheim, Syracuse	1
Harold Bradley, Duke	1
Everett Case, NC State	1
Jim Christian, Boston College	1
Steve Donahue, Boston College	1
Bill Foster, Clemson	1
Dino Gaudio, Wake Forest	1
Mark Gottfried, NC State	1
Paul Hewitt, Georgia Tech	1
Terry Holland, Virginia	1
Jim Larrañaga, Miami	1
Bud Millikan, Maryland	1
Dave Odom, Wake Forest	1
Rick Pitino, Louisville	1
Les Robinson, NC State	1
Steve Robinson, Florida State	1
Larry Shyatt, Clemson	1
Al Skinner, Boston College	1
Bob Staak, Wake Forest	1
Mark Turgeon, Maryland	1

FIRST-YEAR MENTORS

Since the league's first season in 1953-54, there have been 17 first-year coaches that have posted a .500-or-better record in league play. Three of those coaches – NC State's Press Maravich (1965), North Carolina's Bill Guthridge (1998) and Georgia Tech's Paul Hewitt (2001) – also earned ACC Coach of the Year recognition that season.

First-Year ACC Coaching Records - .500 or better

Coach, School	Year	W-L	Pct.
Matt Doherty, North Carolina	2001	13-3	.813
Bill Guthridge, North Carolina	1998	13-3	.813
Press Maravich, NC State	1965	10-3	.769
Kevin Keatts, NC State	2018	11-7	.611
Les Robinson, NC State	1991	8-6	.571
Bucky Waters, Duke	1970	8-6	.571
Jim Larrañaga, Miami	2012	9-7	.563
Mike Gottfried, NC State	2012	9-7	.563
Brad Brownell, Clemson	2011	9-7	.563
Steve Donahue, Boston College	2011	9-7	.563
Skip Prosser, Wake Forest	2002	9-7	.563
Chris Mack, Louisville	2019	10-8	.556
David Padgett, Louisville	2018	9-9	.500
Roy Williams, North Carolina	2004	8-8	.500
Paul Hewitt, Georgia Tech	2001	8-8	.500
Vic Bubas, Duke	1960	7-7	.500
Dean Smith, North Carolina	1963	7-7	.500

Year	ACC Player of Year	ACC Coach of Year	ACC Rookie of Year	Defensive Player of Year	Most Improved	Sixth Man
1954	Dickie Hemric, WF	Everett Case, NCS	–	–	–	–
1955	Dickie Hemric, WF	Everett Case, NCS	–	–	–	–
1956	Ronnie Shavlik, NCS	Murray Greason, WF	–	–	–	–
1957	Lennie Rosenbluth, UNC	Frank McGuire, UNC	–	–	–	–
1958	Pete Brennan, UNC	Everett Case, NCS	–	–	–	–
1959	Lou Pucillo, NCS	Harold Bradley, Duke	–	–	–	–
1960	Lee Shaffer, UNC	Bones McKinney, WF	–	–	–	–
1961	Len Chappell, WF	Bones McKinney, WF	–	–	–	–
1962	Len Chappell, WF	Bob Stevens, USC	–	–	–	–
1963	Art Heyman, Duke	Vic Bubas, Duke	–	–	–	–
1964	Jeff Mullins, Duke	Vic Bubas, Duke	–	–	–	–
1965	Billy Cunningham, UNC	Press Maravich, NCS	–	–	–	–
1966	Steve Vacendak, Duke	Vic Bubas, Duke	–	–	–	–
1967	Larry Miller, UNC	Dean Smith, UNC	–	–	–	–
1968	Larry Miller, UNC	Dean Smith, UNC	–	–	–	–
1969	John Roche, USC	Frank McGuire, USC	–	–	–	–
1970	John Roche, USC	Norm Sloan, NCS	–	–	–	–
1971	Charlie Davis, WF	Dean Smith, UNC	–	–	–	–
1972	Barry Parkhill, UVa	Bill Gibson, UVa	–	–	–	–
1973	David Thompson, NCS	Norm Sloan, NCS	–	–	–	–
1974	David Thompson, NCS	Norm Sloan, NCS	–	–	–	–
1975	David Thompson, NCS	Lefty Driesell, Md.	–	–	–	–
1976	Mitch Kupchak, UNC	Dean Smith, UNC	Jim Spanarkel, Duke	–	–	–
1977	Rod Griffin, WF	Dean Smith, UNC	Mike Gminski, Duke	–	–	–
			Hawkeye Whitney, NCS	–	–	–
1978	Phil Ford, UNC	Bill Foster, Duke	Gene Banks, Duke	–	–	–
1979	Mike Gminski, Duke	Dean Smith, UNC	Buck Williams, Md.	–	–	–
1980	Albert King, Md.	Lefty Driesell, Md.	Ralph Sampson, UVa	–	–	–
1981	Ralph Sampson, UVa	Terry Holland, UVa	Sam Perkins, UNC	–	–	–
1982	Ralph Sampson, UVa	Terry Holland, UVa	Michael Jordan, UNC	–	–	–
1983	Ralph Sampson, UVa	Bobby Cremins, GT	Mark Price, GT	–	–	–
1984	Michael Jordan, UNC	Mike Krzyzewski, Duke	Bruce Dalrymple, GT	–	–	–
1985	Len Bias, Md.	Bobby Cremins, GT	Duane Ferrell, GT	–	–	–
1986	Len Bias, Md.	Mike Krzyzewski, Duke	Tom Hammonds, GT	–	–	–
1987	Horace Grant, Clem.	Cliff Ellis, Clem.	J.R. Reid, UNC	–	–	–
1988	Danny Ferry, Duke	Dean Smith, UNC	Dennis Scott, GT	–	–	–
1989	Danny Ferry, Duke	Jim Valvano, NCS	Bryant Stith, UVa	–	–	–
1990	Dennis Scott, GT	Cliff Ellis, Clem.	Kenny Anderson, GT	–	–	–
1991	Rodney Monroe, NCS	Dave Odom, WF	Rodney Rogers, WF	–	–	–
1992	Christian Laettner, Duke	Pat Kennedy, FSU	Bob Sura, FSU	–	–	–
1993	Rodney Rogers, WF	Dean Smith, UNC	Martice Moore, GT	–	–	–
1994	Grant Hill, Duke	Dave Odom, WF	Joe Smith, Md.	–	–	–
1995	Joe Smith, Md.	Dave Odom, WF	Greg Buckner, Clem.	–	–	–
1996	Tim Duncan, WF	Bobby Cremins, GT	Stephon Marbury, GT	–	–	–
1997	Tim Duncan, WF	Mike Krzyzewski, Duke	Ed Cota, UNC	–	–	–
1998	Antawn Jamison, UNC	Bill Guthridge, UNC	Robert O'Kelley, WF	–	–	–
1999	Elton Brand, Duke	Mike Krzyzewski, Duke	Chris Williams, UVa	–	–	–
2000	Chris Carrawell, Duke	Mike Krzyzewski, Duke	Joseph Forte, UNC	–	–	–
2001	Shane Battier, Duke	Paul Hewitt, GT	Chris Duhon, Duke	–	–	–
	Joseph Forte, UNC				–	–
2002	Juan Dixon, Md.	Gary Williams, Md.	Ed Nelson, GT	–	–	–
2003	Josh Howard, WF	Skip Prosser, WF	Chris Bosh, GT	–	–	–
2004	Julius Hodge, NCS	Herb Sendek, NCS	Chris Paul, WF	–	–	–
2005	J.J. Redick, Duke	Seth Greenberg, VT	Marvin Williams, UNC	Shelden Williams, Duke	–	–
2006	J.J. Redick, Duke	Roy Williams, UNC	Tyler Hansbrough, UNC	Shelden Williams, Duke	–	–
2007	Jared Dudley, BC	Dave Leitao, UVa	Brandan Wright, UNC	Jamon Gordon, VT	–	–
2008	Tyler Hansbrough, UNC	Seth Greenberg, VT	Kyle Singler, Duke	DeMarcus Nelson, Duke	–	–
2009	Ty Lawson, UNC	Leonard Hamilton, FSU	Sylven Landesberg, UVa	Toney Douglas, FSU	–	–
2010	Greivis Vasquez, Md.	Gary Williams, Md.	Derrick Favors, GT	Chris Singleton, FSU	–	–
2011	Nolan Smith, Duke	Roy Williams, UNC	Harrison Barnes, UNC	John Henson, UNC	–	–
2012	Tyler Zeller, UNC	Leonard Hamilton, FSU	Austin Rivers, Duke	John Henson, UNC	–	–
2013	Erick Green, VT	Jim Larrañaga, UM	Olivier Hanlan, BC	Durand Scott, UM	–	–
2014	T.J. Warren, NCS	Tony Bennett, UVa	Jabari Parker, Duke	K.J. McDaniels, Clem.	Marcus Paige, UNC	Justin Anderson, UVa
2015	Jahlil Okafor, Duke	Tony Bennett, UVa	Jahlil Okafor, Duke	Darion Atkins, UVa	Rakeem Christmas, SU	BeeJay Anya, NCS
2016	Malcolm Brogdon, UVa	Jim Larrañaga, UM	Brandon Ingram, Duke	Malcolm Brogdon, UVa	Jaron Blossomgame, Clem.	Isaiah Hicks, UNC
2017	Justin Jackson, UNC	Josh Pastner, GT	Dennis Smith, NCS	Ben Lammers, GT	John Collins, WF	Seth Allen, VT
2018	Marvin Bagley III, Duke	Tony Bennett, UVa	Marvin Bagley III, Duke	Isaiah Wilkins, UVa	Luke Maye, UNC	De'Andre Hunter, UVa
2019	Zion Williamson, Duke	Tony Bennett, UVa	Zion Williamson, Duke	De'Andre Hunter, UVa	Jordan Nwora, UL	Mfiondu Kabengele, FSU
2020	Tre Jones, Duke	Leonard Hamilton, FSU	Vernon Carey Jr., Duke	Tre Jones, Duke	Garrison Brooks, UNC	Patrick Williams, FSU
2021	Moses Wright, GT	Mike Young, VT	Scottie Barnes, FSU	Jose Alvarado, GT	Matthew Hurt, Duke	Scottie Barnes, FSU
2022	Alondes Williams, WF	Steve Forbes, WF	Paolo Banchero, Duke	Mark Williams, Duke	Dereon Seabron, NCS	Matthew Cleveland, FSU

ACC PLAYERS OF THE YEAR

36 - Won the award in their senior season, 22 were juniors, eight were sophomores and three were freshmen.
34 - Played for teams that finished first during the regular season, 20 were on the rosters of second place teams, eight on third, three on fourth, one on fifth, one on sixth, one of a seventh-place team and one – Virginia Tech's Erick Green (2013) – played for a last-place team.
33 - Led the ACC in scoring. UNC's Phil Ford (1978) and Ty Lawson (2009) and Wake Forest's Alondes Williams (2022) are the only ACC Players of the Year to lead the ACC in assists.

Year	Player, School	Cl.	ACC W-L	ACC Finish	FG%	RPG	PPG
1954	Dickie Hemric, WF	Jr.	8-4	3rd	.504	15.1	24.3
1955	Dickie Hemric, WF	Sr.	8-6	4th	.517	19.1	27.6
1956	Ronnie Shavlik, NCS	Sr.	11-3	1st	.413	19.5	18.2
1957	Lennie Rosenbluth, UNC	Sr.	14-0	1st	.483	8.8	28.0
1958	Pete Brennan, UNC	Sr.	10-4	2nd	.438	11.7	21.3
1959	Lou Pucillo, NCS	Sr.	12-2	1st	.428	14.2	17.0
1960	Lee Shaffer, UNC	Sr.	12-2	1st	.436	11.2	18.2
1961	Len Chappell, WF	Jr.	11-3	2nd	.504	14.0	26.6
1962	Len Chappell, WF	Sr.	12-2	1st	.548	15.2	30.1
1963	Art Heyman, Duke	Sr.	14-0	1st	.452	10.8	24.9
1964	Jeff Mullins, Duke	Sr.	13-1	1st	.489	8.9	24.2
1965	Billy Cunningham, UNC	Sr.	10-4	4th	.493	14.3	25.4
1966	Steve Vacendak, Duke	Sr.	12-2	1st	.429	4.0	13.2
1967	Larry Miller, UNC	Jr.	12-2	1st	.503	9.3	21.9
1968	Larry Miller, UNC	Sr.	12-2	1st	.492	8.1	22.4
1969	John Roche, USC	So.	11-3	2nd	.471	2.6	23.6
1970	John Roche, USC	Jr.	14-0	1st	.473	2.5	22.3
1971	Charlie Davis, WF	Sr.	7-7	4th	.494	4.4	26.5
1972	Barry Parkhill, UVa	Jr.	8-4	2nd	.452	4.5	21.6
1973	David Thompson, NCS	So.	12-0	1st	.569	8.1	24.7
1974	David Thompson, NCS	Jr.	12-0	1st	.547	7.9	26.0
1975	David Thompson, NCS	Sr.	8-4	2nd	.546	8.2	29.9
1976	Mitch Kupchak, UNC	Sr.	11-1	1st	.576	11.3	17.6
1977	Rod Griffin, WF	Jr.	8-4	2nd	.621	8.6	20.5
1978	Phil Ford, UNC	Sr.	9-3	1st	.527	2.1	20.8
1979	Mike Gminski, Duke	Jr.	9-3	1st	.519	9.2	18.8
1980	Albert King, Md.	Jr.	11-3	1st	.553	6.7	21.7
1981	Ralph Sampson, UVa	So.	13-1	1st	.557	11.5	17.7
1982	Ralph Sampson, UVa	Jr.	12-2	1st	.561	11.4	15.8
1983	Ralph Sampson, UVa	Sr.	12-2	1st	.604	11.7	19.1
1984	Michael Jordan, UNC	Jr.	14-0	1st	.551	5.3	19.6
1985	Len Bias, Md.	Jr.	8-6	4th	.528	6.8	18.9
1986	Len Bias, Md.	Sr.	6-8	6th	.544	7.0	23.2
1987	Horace Grant, Clem.	Sr.	10-4	2nd	.656	9.6	21.0
1988	Danny Ferry, Duke	Jr.	9-5	3rd	.476	7.6	19.1
1989	Danny Ferry, Duke	Sr.	9-5	2nd	.522	7.4	22.6
1990	Dennis Scott, GT	Jr.	8-6	3rd	.465	6.6	27.7
1991	Rodney Monroe, NCS	Sr.	8-6	2nd	.445	4.4	27.0
1992	Christian Laettner, Duke	Sr.	14-2	1st	.575	7.9	21.5
1993	Rodney Rogers, WF	Jr.	10-6	2nd	.555	7.4	21.2
1994	Grant Hill, Duke	Sr.	12-4	1st	.448	6.7	17.4
1995	Joe Smith, Md.	So.	12-4	1st	.578	10.6	20.8
1996	Tim Duncan, WF	Jr.	12-4	2nd	.555	12.3	19.1
1997	Tim Duncan, WF	Sr.	11-5	2nd	.608	14.7	20.8
1998	Antawn Jamison, UNC	Jr.	13-3	2nd	.579	10.5	22.2
1999	Elton Brand, Duke	So.	16-0	1st	.620	9.8	17.7
2000	Chris Carrawell, Duke	Sr.	15-1	1st	.486	6.1	16.9
2001	Shane Battier, Duke	Sr.	13-3	1st	.471	7.3	19.9
	Joseph Forte, UNC	So.	13-3	1st	.450	6.1	20.9
2002	Juan Dixon, Md.	Sr.	15-1	1st	.469	4.6	20.4
2003	Josh Howard, WF	Sr.	13-3	1st	.477	8.3	19.5
2004	Julius Hodge, NCS	Jr.	11-5	2nd	.507	6.4	18.2
2005	J.J. Redick, Duke	Jr.	11-5	3rd	.408	3.3	21.8
2006	J.J. Redick, Duke	Sr.	14-2	1st	.470	2.6	26.8
2007	Jared Dudley, BC	Sr.	10-6	3rd	.562	8.3	19.0
2008	Tyler Hansbrough, UNC	Jr.	14-2	1st	.540	10.2	22.6
2009	Ty Lawson, UNC	Jr.	13-3	1st	.532	6.6a	16.6
2010	Greivis Vasquez, Md.	Sr.	13-3	t1st	.429	6.3a	19.6
2011	Nolan Smith, Duke	Sr.	13-3	2nd	.458	5.1a	20.6
2012	Tyler Zeller, UNC	Sr.	14-2	1st	.553	9.6	16.3
2013	Erick Green, VT	Sr.	4-14	12th	.475	3.8a	25.0
2014	T.J. Warren, NCS	So.	9-9	t7th	.525	7.1	24.9
2015	Jahlil Okafor, Duke	Fr.	15-3	2nd	.664	8.5	17.3
2016	Malcolm Brogdon, UVa	Sr.	13-5	2nd	.457	4.1	18.2
2017	Justin Jackson, UNC	Jr.	14-4	1st	.443	4.7	18.3
2018	Marvin Bagley III, Duke	Fr.	13-5	2nd	.614	11.1	21.0
2019	Zion Williamson, Duke	Fr.	14-4	3rd	.680	8.9	22.6
2020	Tre Jones, Duke	So.	15-5	t2nd	.423	4.2	16.2
2021	Moses Wright, GT	Sr.	11-6	4th	.532	8.0	17.4
2022	Alondes Williams, WF	Sr.	13-7	5th	.507	5.2a	18.5

ALL-ACC TOTALS

School	1st	2nd	3rd	Total
North Carolina	79	51	22	152
Duke	75	52	26	153
NC State	40	36	9	85
Virginia	27	39	16	82
Maryland	25	41	16	82
Wake Forest	35	35	11	81
Clemson	12	27	12	51
Georgia Tech	15	20	14	49
Florida State	4	14	11	28
South Carolina	9	9	0	18
Miami	4	4	9	17
Virginia Tech	4	6	5	15
Boston College	6	4	4	14
Notre Dame	3	2	6	11
Syracuse	4	4	2	10
Louisville	3	3	1	7
Pitt	1	1	2	4

PLAYER OF THE YEAR

School	No.	Last Player	Year
Duke	18	Tre Jones	2020
North Carolina	15	Justin Jackson	2017
Wake Forest	11	Alondes Williams	2022
NC State	8	T.J. Warren	2014
Maryland	6	Greivis Vasquez	2010
Virginia	5	Malcolm Brogdon	2016
Georgia Tech	2	Moses Wright	2021
South Carolina	2	John Roche	1969
Virginia Tech	1	Erick Green	2013
Boston College	1	Jared Dudley	2007
Clemson	1	Horace Grant	1987

ROOKIE OF THE YEAR

School	No.	Last Player	Year
Duke	13	Paolo Banchero	2022
Georgia Tech	11	Derrick Favors	2010
North Carolina	9	Harrison Barnes	2011
Virginia	4	Sylven Landesberg	2009
Wake Forest	3	Chris Paul	2004
Florida State	2	Scottie Barnes	2021
NC State	2	Dennis Smith Jr.	2017
Maryland	2	Joe Smith	1994
Boston College	1	Olivier Hanlan	2013
Clemson	1	Greg Buckner	1995

COACH OF THE YEAR

School	No.	Last Coach	Year
North Carolina	12	Roy Williams	2011
Duke	10	Mike Krzyzewski	2000
NC State	9	Herb Sendek	2004
Virginia	8	Tony Bennett	2019
Wake Forest	8	Steve Forbes	2022
Georgia Tech	5	Josh Pastner	2017
Florida State	4	Leonard Hamilton	2020
Maryland	4	Gary Williams	2010
Miami	2	Jim Larrañaga	2016
Virginia Tech	3	Mike Young	2021
Clemson	2	Cliff Ellis	1990
South Carolina	2	Frank McGuire	1969

DEFENSIVE PLAYER OF THE YEAR

School	No.	Last Player	Year
Duke	5	Mark Williams	2022
Virginia	4	De'Andre Hunter	2019
North Carolina	2	John Henson	2012
Florida State	2	Chris Singleton	2010
Georgia Tech	2	Jose Alvarado	2021
Clemson	1	K.J. McDaniels	2014
Miami	1	Durand Scott	2013
Virginia Tech	1	Jamon Gordon	2007

ALL-ACC FIRST TEAM

• denotes unanimous

BOSTON COLLEGE

2006	Craig Smith
2007	• Jared Dudley
2008	Tyrese Rice
2011	Reggie Jackson
2015	Olivier Hanlan
2018	Jerome Robinson

CLEMSON

1960	Choppy Patterson
1967	Randy Mahaffey
1975	Skip Wise
1980	Billy Williams
1987	Horace Grant
1990	Elden Campbell
1990	Dale Davis
2000	Will Solomon
2002	Edward Scott
2010	Trevor Booker
2014	K.J. McDaniels
2016	Jaron Blossomgame

DUKE

1954	Rudy D'Emilio
1955	Ronnie Mayer
1956	Joe Belmont
1958	Jim Newcome
1959	Carroll Youngkin
1961	• Art Heyman
1962	• Art Heyman
1962	Jeff Mullins
1963	• Art Heyman
1963	Jeff Mullins
1964	• Jeff Mullins
1965	Jack Marin
1965	Bob Verga
1966	Jack Marin
1966	Bob Verga
1967	• Bob Verga
1968	• Mike Lewis
1971	Randy Denton
1973	Gary Melchionni
1976	Tate Armstrong
1978	Jim Spanarkel
1978	Mike Gminski
1979	• Mike Gminski
1979	Jim Spanarkel
1980	Mike Gminski
1981	Gene Banks
1982	Vince Taylor
1984	Mark Alarie
1985	Johnny Dawkins
1986	Johnny Dawkins
1986	Mark Alarie
1988	• Danny Ferry
1989	• Danny Ferry
1991	Christian Laettner
1992	Christian Laettner
1993	Bobby Hurley
1993	Grant Hill
1994	Grant Hill
1997	Trajan Langdon
1998	Trajan Langdon
1998	Roshown McLeod
1999	Trajan Langdon
1999	• Elton Brand
2000	• Chris Carrawell
2000	Shane Battier
2001	• Shane Battier
2001	Jason Williams
2002	• Jason Williams
2002	Mike Dunleavy
2002	Carlos Boozer
2003	Dahntay Jones
2004	Chris Duhon
2005	• J.J. Redick
2005	Shelden Williams
2006	• J.J. Redick
2006	• Shelden Williams
2008	DeMarcus Nelson
2009	Gerald Henderson
2010	• Jon Scheyer
2010	Kyle Singler
2011	• Nolan Smith
2011	Kyle Singler
2012	Austin Rivers
2013	Mason Plumlee
2014	• Jabari Parker
2015	• Jahlil Okafor
2016	Grayson Allen
2017	• Luke Kennard
2018	• Marvin Bagley III
2019	• Zion Williamson
2019	RJ Barrett
2020	Vernon Carey Jr.
2020	Tre Jones
2021	Matthew Hurt
2022	Paolo Banchero

FLORIDA STATE

1994	Bob Sura
2004	Tim Pickett
2007	• Al Thornton
2009	Toney Douglas

GEORGIA TECH

1984	Mark Price
1985	Mark Price
1986	Mark Price
1988	Tom Hammonds
1989	• Tom Hammonds
1990	• Dennis Scott
1990	Kenny Anderson
1991	• Kenny Anderson
1994	James Forrest
1996	Matt Harpring
1996	Stephon Marbury
1997	Matt Harpring
1998	Matt Harpring
2001	Alvin Jones
2021	Moses Wright

LOUISVILLE

2017	Donovan Mitchell
2020	Jordan Nwora
2021	Carlik Jones

MARYLAND (FORMER MEMBER)

1954	Gene Shue
1960	Al Bunge
1972	Tom McMillen
1973	Tom McMillen
1974	Len Elmore
1974	John Lucas
1975	John Lucas
1976	John Lucas
1980	Albert King
1985	Len Bias
1986	• Len Bias
1987	Derrick Lewis
1992	Walt Williams
1994	Joe Smith
1995	Joe Smith
1997	Keith Booth
1999	Steve Francis
1999	Terence Morris
2000	Lonny Baxter
2000	Juan Dixon
2001	Juan Dixon
2002	Juan Dixon
2003	Steve Blake
2010	• Greivis Vasquez
2011	Jordan Williams

MIAMI

2008	Jack McClinton
2009	Jack McClinton
2013	Shane Larkin
2022	Kameron McGusty

NORTH CAROLINA

1955	Lennie Rosenbluth
1956	• Lennie Rosenbluth
1957	• Lennie Rosenbluth
1957	Tommy Kearns
1958	Tommy Kearns
1958	• Pete Brennan
1959	York Larese
1959	Doug Moe
1960	Lee Shaffer
1960	York Larese
1961	• York Larese
1961	• Doug Moe
1963	Larry Brown
1963	• Billy Cunningham
1964	• Billy Cunningham
1965	Billy Cunningham
1966	Bob Lewis
1967	Larry Miller
1967	Bob Lewis
1968	• Larry Miller
1968	Charlie Scott
1969	Bill Bunting
1969	Charlie Scott
1970	• Charlie Scott
1971	Dennis Wuycik
1972	Robert McAdoo
1972	Dennis Wuycik
1973	George Karl
1974	Bobby Jones
1975	Mitch Kupchak
1976	Mitch Kupchak
1976	Phil Ford
1977	Phil Ford
1977	Walter Davis
1978	• Phil Ford
1978	Mike O'Koren
1979	Al Wood
1980	Mike O'Koren
1981	Al Wood
1982	James Worthy
1982	Sam Perkins
1983	• Michael Jordan
1983	Sam Perkins
1984	• Sam Perkins
1984	• Michael Jordan
1985	Brad Daugherty
1986	Brad Daugherty
1987	Kenny Smith
1987	Joe Wolf
1988	• J.R. Reid
1991	Rick Fox
1993	Eric Montross
1993	George Lynch
1995	Jerry Stackhouse
1995	Rasheed Wallace
1996	Antawn Jamison
1997	Antawn Jamison
1998	• Antawn Jamison
1998	Vince Carter
1999	Ademola Okulaja
2001	• Joseph Forte
2004	Rashad McCants
2005	Sean May
2005	Raymond Felton
2006	• Tyler Hansbrough
2007	• Tyler Hansbrough
2008	• Tyler Hansbrough
2009	• Tyler Hansbrough
2009	Ty Lawson
2012	• Tyler Zeller
2012	John Henson
2012	Harrison Barnes
2014	Marcus Paige
2016	• Brice Johnson
2017	Justin Jackson
2018	Luke Maye
2018	Joel Berry II
2019	Cameron Johnson
2022	Armando Bacot

NC STATE

1954	Mel Thompson
1955	• Ronnie Shavlik
1956	• Ronnie Shavlik
1956	Vic Molodet
1958	Lou Pucillo
1959	Lou Pucillo
1959	John Richter
1962	Jon Speaks
1965	Larry Lakins
1966	Eddie Biedenbach
1968	Eddie Biedenbach
1969	Vann Williford
1970	Vann Williford
1972	Tommy Burleson
1973	• David Thompson
1973	• Tommy Burleson
1974	• David Thompson
1974	Monte Towe
1975	• David Thompson
1976	Kenny Carr
1977	Kenny Carr
1979	Charles Whitney
1980	Charles Whitney
1983	Thurl Bailey
1983	Sidney Lowe
1984	Lorenzo Charles
1985	Lorenzo Charles
1988	Vinny Del Negro
1988	Charles Shackleford
1989	Chucky Brown
1989	Rodney Monroe
1991	Rodney Monroe
1992	Tom Gugliotta
1996	• Todd Fuller
2002	Anthony Grundy
2003	Julius Hodge
2004	Julius Hodge
2014	• T.J. Warren
2016	Cat Barber

NOTRE DAME

2015	• Jerian Grant
2017	Bonzie Colson
2020	John Mooney

PITT

2021	Justin Champagnie

SOUTH CAROLINA (FORMER MEMBER)

1957	• Grady Wallace
1962	Art Whisnant
1964	Ronnie Collins
1968	Skip Harlicka
1969	• John Roche
1970	• John Roche
1970	Tom Owens
1971	John Roche
1971	Tom Owens

SYRACUSE

2014	C.J. Fair
2015	Rakeem Christmas
2020	Elijah Hughes
2022	Buddy Boeheim

VIRGINIA

1954	Buzzy Wilkinson
1955	Buzzy Wilkinson
1958	Herb Busch
1964	Chip Conner
1972	• Barry Parkhill
1979	Jeff Lamp
1981	Jeff Lamp
1981	Ralph Sampson
1982	• Ralph Sampson
1982	Othell Wilson
1983	• Ralph Sampson
1989	Richard Morgan
1990	Bryant Stith
1991	Bryant Stith
1992	Bryant Stith
2006	Sean Singletary
2007	Sean Singletary
2008	Sean Singletary
2012	Mike Scott
2013	Joe Harris
2015	Malcolm Brogdon
2016	• Malcolm Brogdon
2018	Kyle Guy
2019	Kyle Guy
2019	De'Andre Hunter
2021	Sam Hauser

VIRGINIA TECH

2007	Zabian Dowdell
2010	Malcolm Delaney
2011	Malcolm Delaney
2013	Erick Green

WAKE FOREST

1954	• Dickie Hemric
1955	• Dickie Hemric
1956	Lowell Davis
1957	Jack Murdock
1957	Jack Williams
1960	Len Chappell
1961	• Len Chappell
1961	Billy Packer
1962	• Len Chappell
1963	Dave Wiedeman
1964	Frank Christie
1965	Bob Leonard
1966	Bob Leonard
1967	Paul Long
1969	Charlie Davis
1970	Charlie Davis
1971	• Charlie Davis
1975	Skip Brown
1977	Rod Griffin
1977	Skip Brown
1978	• Rod Griffin
1981	Frank Johnson
1987	Tyrone Bogues
1992	Rodney Rogers
1993	• Rodney Rogers
1994	Randolph Childress
1995	Randolph Childress
1995	Tim Duncan
1996	• Tim Duncan
1997	Tim Duncan
2003	• Josh Howard
2004	Justin Gray
2005	Chris Paul
2017	John Collins
2022	Alondes Williams

FOUR-TIME FIRST-TEAM ALL-ACC

Tyler Hansbrough	2006-09

THREE-TIME FIRST-TEAM ALL-ACC

Lennie Rosenbluth, UNC	1955-57
Len Chappell, WF	1960-62
York Larese, UNC	1959-61
Art Heyman, Duke	1961-63
Jeff Mullins, Duke	1962-64
Billy Cunningham, NC	1963-65
Bob Verga, Duke	1965-67
Charlie Scott, UNC	1968-70
Charlie Davis, WF	1969-71
John Roche, SC	1969-71
David Thompson, NCS	1973-75
John Lucas, Md.	1974-76
Phil Ford, UNC	1976-78
Mike Gminski, Duke	1978-80
Ralph Sampson, UVa	1981-83
Sam Perkins, UNC	1982-84
Mark Price, GT	1984-86
Bryant Stith, UVa	1990-92
Tim Duncan, WF	1995-97
Matt Harpring, GT	1996-98
Antawn Jamison, UNC	1996-98
Trajan Langdon, Duke	1997-99
Juan Dixon, Md.	2000-02
Sean Singletary, UVa	2006-08

ALL-ACC AS FRESHMAN

First Team

Skip Wise, Clem.	1975
Kenny Anderson, GT	1990
Joe Smith, Md.	1994
Stephon Marbury, GT	1996
Antawn Jamison, UNC	1996
Tyler Hansbrough, UNC	2006
Austin Rivers, Duke	2012
Jabari Parker, Duke	2014
Jahlil Okafor, Duke	2015
Marvin Bagley III, Duke	2018
Zion Williamson, Duke	2019
RJ Barrett, Duke	2019
Vernon Carey Jr., Duke	2020
Paolo Banchero, Duke	2022

Second Team

Brad Davis, Md.	1975
Gene Banks, Duke	1978
Jeff Lamp, UVa	1978
Mark Price, GT	1983
Johnny Dawkins, Duke	1983
J.R. Reid, UNC	1987
Rodney Rogers, WF	1991
Joseph Forte, UNC	2000
Chris Bosh, GT	2003
Brandan Wright, UNC	2007
Harrison Barnes, UNC	2011
Tyler Ennis, Syr.	2014
Brandon Ingram, Duke	2016
Coby White, UNC	2019
Blake Wesley, ND	2022

Third Team

Chris Williams, UVa	1999
Jason Williams, Duke	2000
J.J. Redick, Duke	2003
Raymond Felton, UNC	2003
Chris Paul, WF	2004
Luol Deng, Duke	2004
Javaris Crittenton, GT	2007
Brandon Costner, NCS	2007
Kyle Singler, Duke	2008
James Johnson, WF	2008
Kendall Marshall, UNC	2011
Tyus Jones, Duke	2015
Cole Anthony, UNC	2020

ALL-ACC FRESHMAN & DEFENSIVE TEAMS

ALL-ACC FRESHMAN TEAMS (EST. 1993)

1993

Martice Moore, GT	98
Johnny Rhodes, Md.	98
Exree Hipp, Md.	92
Drew Barry, GT	81
Chris Collins, Duke	53

1994

Joe Smith, Md.	109
Jerry Stackhouse, UNC	105
Rasheed Wallace, UNC	95
Tim Duncan, WF	83
Harold Deane, UVa	69

1995

Ishua Benjamin, NCS	100
Greg Buckner, Clem.	98
Matt Harpring, GT	98
Corey Louis, FSU	83
Curtis Staples, UVa	82

1996

Stephon Marbury, GT	108
Antawn Jamison, UNC	107
Courtney Alexander, UVa	93
Terrell McIntyre, Clem.	93
Taymon Domzalski, Duke	33

1997

Ed Cota, UNC	116
Damon Thornton, NCS	112
Loren Woods, WF	110
Vincent Whitt, Clem.	69
Chris Carrawell, Duke	62

1998

Dion Glover, GT	113
Robert O'Kelley, WF	112
Shane Battier, Duke	100
Kenny Inge, NCS	83
Alvin Jones, GT	67

1999

Chris Williams, UVa	97
Corey Maggette, Duke	87
Kris Lang, UNC	83
Darius Songaila, WF	79
Adam Harrington, NCS	48

2000

Joseph Forte, UNC	• 96
Jason Williams, Duke	• 96
Carlos Boozer, Duke	88
Travis Watson, UVa	83
Steve Blake, Md.	66

2001

Chris Duhon, Duke	69
Tony Stockman, Clem.	68
Michael Joiner, FSU	61
Chris Hobbs, Clem.	50
Marvin Lewis, GT	43

2002

Julius Hodge, NCS	• 75
Ed Nelson, GT	74
B.J. Elder, GT	56
Jawad Williams, NC	33
Josh Powell, NCS	33

2003

Chris Bosh, GT	• 92
Raymond Felton, UNC	• 92
J.J. Redick, Duke	91
Rashad McCants, UNC	86
Justin Gray, WF	33

2004

Luol Deng, Duke	• 93
Chris Paul, WF	• 93
Engin Atsur, NCS	62
Alexander Johnson, FSU	57
J.R. Reynolds, UVa	69

2005

Marvin Williams, UNC	121
Sean Singletary, UVa	119
Cliff Hammonds, Clem.	107
DeMarcus Nelson, Duke	77
Deron Washington, VT	66

2006

Tyler Hansbrough, UNC	• 108
Greg Paulus, Duke	96
Bobby Frasor, UNC	77
Josh McRoberts, Duke	77
Tyrese Rice, BC	77

2007

Javaris Crittenton, GT	• 106
Brandan Wright, UNC	• 106
Brandon Costner, NCS	95
Ty Lawson, UNC	64
Jon Scheyer, Duke	54

2008

Kyle Singler, Duke	• 89
James Johnson, WF	• 89
J.J. Hickson, NCS	• 89
Jeff Allen, VT	82
Jeff Teague, WF	79

2009

Sylven Landesberg, UVa	• 76
Al-Farouq Aminu, WF	• 76
Iman Shumpert, GT	70
Solomon Alabi, FSU	59
Ed Davis, UNC	55

2010

Derrick Favors, GT	• 52
Jordan Williams, Md.	51
Durand Scott, Miami	44
C.J. Harris, WF	41
Michael Snaer, FSU	35

2011

Harrison Barnes, UNC	• 75
Travis McKie, WF	74
Kendall Marshall, UNC	71
Terrell Stoglin, Md.	62
CJ Leslie, NCS	46

2012

Austin Rivers, Duke	• 61
Ryan Anderson, BC	• 61
Dorian Finney-Smith, VT	53
Shane Larkin, Miami	43
Nick Faust, Md.	41

2013

Olivier Hanlan, BC	• 77
Rasheed Sulaimon, Duke	63
T.J. Warren, NCS	63
Devin Thomas, WF	59
Marcus Paige, UNC	44

2014

Tyler Ennis, Syr.	• 77
Jabari Parker, Duke	• 77
London Parantes, UVa	66
Kennedy Meeks, UNC	60
Devin Wilson, VT	55

2015

Jahlil Okafor, Duke	• 64
Tyus Jones, Duke	62
Justise Winslow, Duke	59
Xavier Rathan-Mayes, FSU	57
Justin Jackson, UNC	22

2016

Brandon Ingram, Duke	• 51
Dwayne Bacon, FSU	50
Malik Beasley, FSU	49
Malachi Richardson, Syr.	34
Bryant Crawford, WF	28

2017

Dennis Smith Jr., NCS	51
Jonathan Isaac, FSU	51
Jayson Tatum, Duke	50
Josh Okogie, GT	49
Ky Bowman, BC	32

2018

Marvin Bagley III, Duke	• 57
Wendell Carter, Jr., Duke	56
Lonnie Walker, Miami	51
De'Andre Hunter, UVa	33
Oshae Brissett, Syr.	33

2019

Zion Williamson, Duke	• 70
Coby White, UNC	67
RJ Barrett, Duke	66
Xavier Johnson, Pitt	40
Tre Jones, Duke	38

2020

Vernon Carey Jr., Duke	• 75
Cole Anthony, UNC	55
Landers Nolley II, VT	54
Cassius Stanley, Duke	36
Patrick Williams, FSU	29

2021

Scottie Barnes, FSU	74
DJ Steward, Duke	67
Day'Ron Sharpe, UNC	63
Jae'Lyn Withers, UL	58
Caleb Love, UNC	32

2022

Paolo Banchero, Duke	77
Terquavion Smith, NCS	73
Blake Wesley, ND	72
AJ Griffin, Duke	66
Trevor Keels, Duke	50

• denotes unanimous

ALL-ACC DEFENSIVE TEAMS (EST. 2000)

2000

Shane Battier, Duke	97
Juan Dixon, Md.	69
Chris Carrawell, Duke	67
Alvin Jones, GT	42
Terence Morris, Md.	39

2001

Shane Battier, Duke	69
Alvin Jones, GT	61
Juan Dixon, Md.	47
Brendan Haywood, UNC	46
Adam Hall, UVa	27

2002

Juan Dixon, Md.	72
Anthony Grundy, NCS	61
Chris Duhon, Duke	45
Lonny Baxter, Md.	44
Mike Dunleavy, Duke	33

2003

Josh Howard, WF	71
Tim Pickett, FSU	61
Chris Bosh, GT	49
Clifford Crawford, NCS	49
Dahntay Jones, Duke	43

2004

Shelden Williams, Duke	83
Chris Duhon, Duke	75
Tim Pickett, FSU	73
Chris Paul, WF	48
Jackie Manuel, UNC	44

2005

Shelden Williams, Duke	121
Chris Paul, WF	76
Jackie Manuel, UNC	59
Anthony King, Miami	59
Jamon Gordon, VT	46

2006

Shelden Williams, Duke	106
Vernon Hamilton, Clem.	91
Jamon Gordon, VT	63
Cedric Simmons, NCS	57
Zabian Dowdell, VT	37

2007

Jamon Gordon, VT	96
Ekene Ibekwe, Md.	65
Zabian Dowdell, VT	59
D.J. Strawberry, Md.	52
Josh McRoberts, Duke	46

2008

DeMarcus Nelson, Duke	68
Toney Douglas, FSU	66
Tyrelle Blair, BC	56
Marcus Ginyard, UNC	46
James Gist, Md.	40

2009

Toney Douglas, FSU	67
Trevor Booker, Clem.	67
Solomon Alabi, FSU	53
Danny Green, UNC	28
L.D. Williams, WF	26

2010

Chris Singlelton, FSU	48
Solomon Alabi, FSU	39
Trevor Booker, Clem.	21
Lance Thomas, Duke	17
L.D. Williams, WF	16

2011

John Henson, UNC	75
Chris Singleton, FSU	64
Iman Shumpert, GT	60
Nolan Smith, Duke	26
Jerai Grant, Clemson	20

2012

John Henson, UNC	61
Bernard James, FSU	54
Jontel Evans, UVa	39
Michael Snaer, FSU	31
Andre Young, Clem.	29

2013

Shane Larkin, So., Miami	46
Daniel Miller, Jr., GT	37
Durand Scott, Sr., Miami	36
Alex Len, So., Md.	35
Jontel Evans, Sr., UVa	33

2014

K J McDaniels, Jr., Clem.	66
Daniel Miller Sr., GT	60
Akil Mitchell , Sr., UVa	51
Tyler Ennis, Fr., Syr.	38
J. P Tokoto, So., UNC	18

2015

Rakeem Christmas, SU	58
Malcolm Brogdon, UVa	50
Darion Atkins, UVa	38
Tonye Jekiri, Miami	38
BeeJay Anya, NCS	29

2016

Malcolm Brogdon, UVa	49
Tonye Jekiri, Miami	39
Michael Gbinije, Syr.	36
Landry Nnoko, Clem.	30
Chinanu Onuaku, Louis.	27

2017

Ben Lammers, GT	50
Isaiah Wilkins, UVa	41
Donovan Mitchell, Louis.	39
Davon Reed, Miami	25
Xavier Rathan-Mayes, FSU	19
Matt Jones, Duke	19

2018

Isaiah Wilkins, UVa	49
Anas Mahmoud, Louis.	37
Elijah Thomas, Clem.	34
Devon Hall, UVa	32
Ben Lammers, GT	25

2019

De'Andre Hunter, UVa	60
Tre Jones, Duke	56
Zion Williamson, Duke	53
Elijah Thomas, Clem.	31
James Banks III, GT	29

2020

Tre Jones, Duke	64
Mamadi Diakite, UVa	55
Trent Forrest, FSU	55
James Banks III, GT	34
Steffon Mitchell, BC	30

2021

Jose Alvarado, GT	69
Manny Bates, NCS	62
Jay Huff, UVa	53
Jordan Goldwire, Duke	43
Moses Wright, GT	34

2022

Mark Williams, Duke	77
Reece Beekman, UVa	69
Leaky Black, UNC	55
Charlie Moore, Miami	45
Wendell Moore Jr., Duke	33

CONSENSUS FIRST-TEAM ALL-AMERICANS BY SCHOOL

School	Total	Last	Year
North Carolina	27	Justin Jackson	2017
Duke	24	Zion Williamson/ RJ Barrett	2019
Notre Dame	23	Jerian Grant	2015
Syracuse	12	Wesley Johnson	2010
Pittsburgh	9	DeJuan Blair	2009
Louisville	7	Russ Smith	2014
Virginia	5	Malcolm Brogdon	2016
NC State	5	David Thompson	1975
Wake Forest	5	Chris Paul	2005
Georgia Tech	2	Kenny Anderson	1991
Miami	1	Rick Barry	1965
Virginia Tech	1	George Parrish	1919

Following is a listing of first, second, third, fourth and fifth team selections as chosen by major All-America selection boards and panels. **Consensus First-Team All-Americans are in bold (the consensus team is officially recognized by the NCAA to include the AP, NABC, Sporting News and USBWA honors).**

LEGEND: Associated Press (AP); Basketball Coaches (NABC); Basketball America (BA); Basketball Digest (BD); Basketball Times (BT); Basketball Weekly (BW), Basketball Writers (USBWA); CBS Sports; (CBS); Converse (CV); Christy Walsh (CW); Helms (H); Naismith (N); Pic Magazine (Pic); Rivals.com (RV) Rupp (R); The Sporting News (TSN); SI (SI); United Press (UPI); USA Today (USA); Wooden (W); Yahoo (Y).

BOSTON COLLEGE

1965	John Austin	1-USBWA,H; 2-C; 3-AP,NABC
1966	John Austin	2-NABC,C; 3-UPI
1969	Terry Driscoll	2-C; 3-NABC
1971	Jim O'Brien	4-NABC
1982	John Bagley	3-NABC
1994	Bill Curley	3-NABC
2001	Troy Bell	2-AP,USBWA,C,NABC,TSN
2003	Troy Bell	2-AP; BW; TSN
2005	Craig Smith	3-NABC; SI
2006	Craig Smith	1-W; 2-NABC; 3-AP
2007	Jared Dudley	2-AP,USBWA,NABC,TSN; 3-BT

CLEMSON

1939	Banks McFadden	H
1977	Wayne "Tree" Rollins	2-C; 3-AP; 5-NABC
1980	Billy Williams	H
1987	Horace Grant	2-AP,NABC; 3-UPI

DUKE

1930	Bill Werber	H
1940	Bill Mock	H
1946	Ed Koffenberger	2-C
1947	Ed Koffenberger	3-C
1951	Dick Groat	1-C; 2-AP,NABC,UPI
1952	**Dick Groat**	**1-AP,C,NABC,UPI**
1961	Art Heyman	2-C; 3-AP,UPI
1962	Art Heyman	1-BW; 2-AP,C,NABC,UPI
1963	**Art Heyman**	**1-AP,C,NABC,UPI,BW**
1963	Jeff Mullins	2-C
1964	Jeff Mullins	1-C,BW; 2-AP,NABC,UPI
1966	Jack Marin	1-C; 2-USBWA,AP; 3-NABC,UPI
1966	Bob Verga	2-AP,C,NABC,UPI
1967	**Bob Verga**	**1-NABC,BW; 2-AP,C,UPI**
1968	Mike Lewis	2-C; 3-AP,NABC,UPI
1971	Randy Denton	H
1978	Jim Spanarkel	1-C
1978	Mike Gminski	2-C
1979	Jim Spanarkel	1-UPI; 2-C,NABC
1979	**Mike Gminski**	**1- USBWA,NABC,UPI; 2-AP,C,TSN**
1979	Gene Banks	3-UPI
1980	Mike Gminski	2-AP,NABC,UPI
1981	Gene Banks	2-C; 3-NABC
1985	**Johnny Dawkins**	**1-NABC,UPI; 2-AP**
1986	**Johnny Dawkins**	**1-AP,NABC,UPI,BW**
1986	Mark Alarie	3-UPI
1987	Tommy Amaker	3-NABC
1988	Danny Ferry	1-UPI; 2-AP,NABC,BW
1989	**Danny Ferry**	**1-AP,UPI,NABC,BW**
1990	Christian Laettner	2-BT; 3-TSN
1991	Christian Laettner	2-AP,NABC,UPI,BW
1992	**Christian Laettner**	**1-AP,NABC,UPI,BW**
1992	Bobby Hurley	1-NABC; 3-AP,UPI
1992	Grant Hill	2-UPI
1993	**Bobby Hurley**	**1-AP,NABC,UPI,USBWA,BT**
1993	Grant Hill	2-NABC,UPI,BW; 3-AP
1994	**Grant Hill**	**1-AP,NABC,UPI,BW**
1998	Trajan Langdon	2-TSN; 3-AP,USBWA,BKW
1998	Roshown McLeod	3-BT
1999	Trajan Langdon	1-NABC; 2-TSN,AP,USBWA,W
1999	**Elton Brand**	**1-AP,USBWA,TSN,BT,NABC,W**
2000	**Chris Carrawell**	**1-NABC,TSN,USBWA,W; 2-AP**
2000	Shane Battier	1-W; 2-NABC,TSN,AP
2001	**Shane Battier**	**1-AP,NABC,USBWA,TSN,BT,W**
2001	**Jason Williams**	**1-AP,NABC,USBWA,TSN,BT,W**
2002	**Jason Williams**	**1-AP,NABC,BC,USBWA,TSN,W,SI**
2002	Mike Dunleavy	1-NABC,BT,BA,W; 2-AP,USBWA,TSN,CNN.com,ESPN.com
2002	Carlos Boozer	2-BT; 3-AP,NABC,BA
2003	Dahntay Jones	2-BD
2004	Chris Duhon	1-W; 2-ESPN,NABC,AP
2004	Shelden Williams	2-BT
2004	J.J. Redick	3-NABC,AP
2005	**J.J. Redick**	**1-AP,USBWA,NABC,TSN,ESPN,SI,BT,W**
2005	Shelden Williams	2-RV; 3-AP,BT
2006	**J.J. Redick**	**1-AP,USBWA,NABC,TSN,ESPN, SI,R,BT,W**
2006	**Shelden Williams**	**1-AP,USBWA,NABC,W,BT;2-TSN**
2008	DeMarcus Nelson	3-NABC; BT
2009	Gerald Henderson	2-RV; 3-AP,NABC,SI
2010	Jon Scheyer	2-AP,NABC,USBWA,TSN. 3-BT,Fox,CBS
2011	Kyle Singler	2-NABC
2011	**Nolan Smith**	**1-AP,TSN; USBWA; NABC,Fox,BT,W**
2013	Mason Plumlee	1-W; 2-AP,NABC,USBWA,CBS
2013	Seth Curry	1-TSN
2014	**Jabari Parker**	**1-AP,USBWA,NABC,TSN,W,CBS,SI; 2-BT**
2015	**Jahlil Okafor**	**1-AP,USBWA,NABC,TSN CBS,W,SI,BT,USA**
2015	Quinn Cook	2-TSN
2016	Brandon Ingram	3-CBS
2016	Grayson Allen	1-W; 2-TSN,CBS,USA,SI; 3-AP,BT
2017	Luke Kennard	1-NBC,W; 2-AP,NABC,USBWA,TSN,SI,USA,CBS; 3-BT
2018	**Marvin Bagley III**	**1-AP,USBWA,NABC, TSN,NBC,USA,BT**
2019	**Zion Williamson**	**1-AP,USBWA,NABC,TSN, W,BT,NBC,USA,CBS**
2019	**RJ Barrett**	**1-AP,USBWA,NABC,TSN, W,BT,NBC,USA,CBS**
2020	Vernon Carey Jr.	2-AP, USBWA, TSN, CBS; 3-NABC
2020	Tre Jones	2-USA; 3-AP, USBWA, NABC, CBS, NBC
2022	Paolo Banchero	2-NABC, USBWA, CBS, SI, USA; 3-AP, TSN

FLORIDA STATE

1970	Dave Cowens	2-C
1972	Ron King	3-TSN
2007	Al Thornton	2-SI; 3-AP
2009	Toney Douglas	1-RV; 3-AP,TSN,BT,CBS

GEORGIA TECH

1960	Roger Kaiser	1-BW; 2-TSN
1961	**Roger Kaiser**	**1-AP,UPI,TSN,BW; 2-NABC**
1970	Rich Yunkus	3-AP,UPI
1971	Rick Yunkus	2-NABC
1984	Mark Price	3-UPI
1985	Mark Price	2-AP,NABC; 3-UPI
1986	Mark Price	2-NABC; 3-AP,UPI
1986	John Salley	2-NABC

ACC'S CONSENSUS FIRST-TEAM ALL-AMERICANS (SINCE 1954)

2019	Zion Williamson	Duke
2019	RJ Barrett	Duke
2018	Marvin Bagley III	Duke
2017	Justin Jackson	North Carolina
2016	Malcolm Brogdon	Virginia
	Brice Johnson	North Carolina
2015	Jahlil Okafor	Duke
	Jerian Grant	Notre Dame
2014	Jabari Parker	Duke
2011	Nolan Smith	Duke
2009	Tyler Hansbrough	North Carolina
2008	Tyler Hansbrough	North Carolina
2007	Tyler Hansbrough	North Carolina
2006	J.J. Redick	Duke
	Shelden Williams	Duke
2005	Chris Paul	Wake Forest
	J.J. Redick	Duke
2003	Josh Howard	Wake Forest
2002	Jason Williams	Duke
	Juan Dixon	Maryland
2001	Shane Battier	Duke
	Jason Williams	Duke
	Joseph Forte	North Carolina
2000	Chris Carrawell	Duke
1999	Elton Brand	Duke
1998	Antawn Jamison	North Carolina
1997	Tim Duncan	Wake Forest
1996	Tim Duncan	Wake Forest
1995	Joe Smith	Maryland
	Jerry Stackhouse	North Carolina
1994	Grant Hill	Duke
1993	Bobby Hurley	Duke
1992	Christian Laettner	Duke
1991	Kenny Anderson	Georgia Tech
1989	Danny Ferry	Duke
1988	J.R. Reid	North Carolina
1987	Kenny Smith	North Carolina
1986	Len Bias	Maryland
	Johnny Dawkins	Duke
1985	Johnny Dawkins	Duke
1984	Michael Jordan	North Carolina
	Sam Perkins	North Carolina
1983	Michael Jordan	North Carolina
	Sam Perkins	North Carolina
	Ralph Sampson	Virginia
1982	James Worthy	North Carolina
1982	Ralph Sampson	Virginia
1981	Ralph Sampson	Virginia
1979	Mike Gminski	Duke
1978	Phil Ford	North Carolina
1977	Phil Ford	North Carolina
1976	John Lucas	Maryland
1975	John Lucas	Maryland
1975	David Thompson	NC State
1974	David Thompson	NC State
1973	David Thompson	NC State
1972	Bob McAdoo	North Carolina
1968	Larry Miller	North Carolina
1967	Bob Verga	Duke
1963	Art Heyman	Duke
1962	Len Chappell	Wake Forest
1957	Lennie Rosenbluth	North Carolina
1956	Ronnie Shavlik	NC State

1989	Tom Hammonds	3-NABC
1990	Dennis Scott	1-TSN,BW; 2-AP,UPI; 3-NABC
1990	Kenny Anderson	2-TSN,NABC,W; 3-AP
1991	**Kenny Anderson**	**1-AP,UPI,USBWA,NABC,BT,W; 2-TSN**
1996	Stephon Marbury	3-AP
1998	Matt Harpring	2-BW; 3-AP,BT
2005	Jarrett Jack	3-RV.com

LOUISVILLE

1956	Charlie Tyra	H
1957	**Charlie Tyra**	**1-USBWA;NABC;NEA. 2-AP;UPI;H;CV;K**
1959	Don Goldstein	H
1961	John Turner	H
1966	Wes Unseld	H
1967	**Wes Unseld**	**1-AP;UPI;NABC;USBWA;H;CV**
1968	**Wes Unseld**	**1-AP;UPI;NABC;USBWA;H;CV**
1969	Butch Beard	H
1972	Jim Price	1-NABC;USBWA;H. 2-CV
1975	Junior Bridgeman	2-USBWA. 4-NABC;BW;CV
1977	Wesley Cox	CV
1978	Rick Wilson	1-BW
1979	Darrell Griffith	1-TSN;BW; 2-UPI; 3-NABC;CV
1980	**Darrell Griffith**	**1-AP;UPI;W;TSN;BW;CV;USBWA**
1984	Lancaster Gordon	2-TSN
1989	**Purvis Ellison**	**1-USBWA;NABC; 2-UPI;AP**
1994	**Clifford Rozier**	**1-AP;UPI;USBWA; 2-NABC;BW;BT**
1997	DeJuan Wheat	2-TSN; 3-NABC
2003	Reece Gaines	2-TSN;ESPN;SI. 3-AP
2005	Francisco Garcia	2-NABC,W
2009	Terrence Williams	1-W; 2-ESPN; Fox; 3-AP;NABC
2013	Russ Smith	3-AP;NABC;TSN
2014	Russ Smith	1-AP;USBWA;TSN;CBS;NBC,SI,W; 2-NABC
2020	Jordan Nwora	3-AP, USBWA, NABC, TSN, USA, CBS

MARYLAND

1931	Louis Berger	H
1932	**Louis Berger**	**1-C; H**
1953	Gene Shue	2-C
1954	Gene Shue	2-C,H
1972	Tom McMillen	2-C; 3-AP,UPI
1973	Tom McMillen	1-C; 2-NABC,UPI; 3-AP
1974	Len Elmore	1-C,BW; 2-AP,NABC,UPI
1974	Tom McMillen	1-C; 2-NABC,UPI; 3-AP
1974	John Lucas	2-AP,C; 3-NABC
1975	**John Lucas**	**1-C,NABC,UPI,BW; 2-AP**
1976	**John Lucas**	**1-AP,C,UPI,BW**
1980	Albert King	1-AP; 2-C,NABC,UPI
1981	Albert King	2-UPI; 3-NABC
1981	Charles "Buck" Williams	2-C
1985	Len Bias	2-AP,USBWA,NABC
1986	**Len Bias**	**1-AP,NABC,UPI,BW**
1992	Walt Williams	2-AP,UPI,BW
1994	Joe Smith	3-UPI
1995	**Joe Smith**	**1-AP,NABC,UPI,BW**
1997	Keith Booth	3-AP,NABC
1999	Steve Francis	2-USBWA,AP,NABC,TSN
2001	Juan Dixon	3-NABC,BT
2002	**Juan Dixon**	**1-AP,NABC,BC,USBWA,TSN,W,SI**
2002	Lonny Baxter	1-W
2010	Greivis Vasquez	1-TSN,BT,Fox. 2-AP; NABC; CBS
2011	Jordan Williams	2-Yahoo; 3-Fox

MIAMI

1960	Dick Hickox	2-AP, UPI
1965	**Rick Barry**	**1-AP,UPI,TSN,NABC**
1970	Dick Curnutt	2-AP, UPI
1999	Tim James	3-AP, NABC
2013	Shane Larkin	1-W; 2-AP,CBS,TSN

NORTH CAROLINA

1923	**Cartwright Carmichael**	**1st Team**
1924	**Cartwright Carmichael**	**1st Team**
1924	**Jack Cobb**	**1st Team**
1925	**Jack Cobb**	**1st Team**
1926	**Jack Cobb**	**1st Team**

ACC'S CONSENSUS NATIONAL PLAYERS OF THE YEAR

2019	Zion Williamson*	Duke
2008	Tyler Hansbrough*	North Carolina
2006	J.J. Redick*	Duke
2002	Jason Williams*	Duke
2001	Shane Battier	Duke
1999	Elton Brand	Duke
1998	Antawn Jamison*	North Carolina
1997	Tim Duncan*	Wake Forest
1995	Joe Smith	Maryland
1992	Christian Laettner*	Duke
1989	Danny Ferry	Duke
1984	Michael Jordan	North Carolina
1983	Ralph Sampson*	Virginia
1982	Ralph Sampson*	Virginia
1981	Ralph Sampson	Virginia
1978	Phil Ford	North Carolina
1975	David Thompson*	NC State
1963	Art Heyman*	Duke

*denotes unanimous

Virginia's Ralph Sampson is one of only three players in NCAA history to earn consensus National Player of the Year three times.

Wake Forest's Tim Duncan was a two-time ACC Player of the Year and earned unanimous National Player of the Year honors in 1997.

1940	**George Glamack**	**1st Team**
1941	**George Glamack**	**1st Team**
1945	Jim Jordan	2-H
1946	John Dillon	1-TSN,C
1947	John Dillon	2-NABC
1956	Lennie Rosenbluth	1-H; 2-AP,UPI,C
1957	**Lennie Rosenbluth**	**1-AP,UPI,H,C,USBWA**
1957	Tommy Kearns	2-C
1957	Tommy Kearns	3-AP
1958	Pete Brennan	1-AP,TSN,USBWA,C; 2-UPI
1959	Doug Moe	2-TSN
1959	York Larese	3-AP
1959	Lee Shaffer	3-NABC
1960	Lee Shaffer	1-USBWA; 2-C; 3-AP,UPI
1960	York Larese	2-C; 3-NABC
1961	York Larese	2-NABC,TSN; 3-AP,UPI
1961	Doug Moe	1-USBWA; 2-AP,TSN; 3-NABC
1964	Billy Cunningham	1-NABC; 2-C
1965	Billy Cunningham	1-C,H. 2-NABC,UPI,TSN; 3-AP
1966	Bob Lewis	1-H; 3-AP,NABC
1967	Bob Lewis	1-H
1967	Larry Miller	1-USBWA,C; 2-AP,NABC; 3-UPI
1968	**Larry Miller**	**1-AP,C,NABC,USBWA; 2-UPI**
1968	Charlie Scott	2-C
1969	Charlie Scott	1-USBWA,NABC,H; 2-AP,UPI
1970	Charlie Scott	1-USBWA,NABC,H,C; 2-AP,UPI
1972	**Robert McAdoo**	**1-C,H,USBWA,TSN; 2-AP,UPI; 3-NABC**
1972	Dennis Wuycik	1-H; 2-C,NABC
1974	Bobby Jones	1-USBWA,C; 2-AP,NABC,UPI
1975	Mitch Kupchak	1-H; 2-C
1975	Phil Ford	2-C
1976	Mitch Kupchak	1-USBWA,NABC,C,USBWA,H; 2-AP,UPI
1976	Phil Ford	1-NABC,C,H,TSN; 2-AP,UPI
1977	**Phil Ford**	**1-NABC,C,AP,H,USBWA; 2-UPI,TSN**
1977	Tommy LaGarde	2-TSN,C
1978	**Phil Ford**	**1-AP,UPI,NABC,H,TSN,USBWA**
1978	Mike O'Koren	1-H,C; 3-NABC
1979	Mike O'Koren	1-H,C,USBWA,TSN; 2-NABC,UPI
1980	Mike O'Koren	1-H,C,USBWA,TSN; 2-NABC,UPI
1980	Al Wood	1-C
1981	Al Wood	1-C,USBWA,H; 2-AP,NABC
1981	James Worthy	1-USBWA; 2-C
1982	**James Worthy**	**1-USBWA,C,UPI,NABC,TSN; H; 2-AP**
1982	Sam Perkins	1-USBWA,C,H; 2-PI,TSN,NABC
1983	**Sam Perkins**	**1-USBWA,C,H,UPI; 2-TSN,NABC; 3-AP**
1983	**Michael Jordan**	**1-AP,UPI,TSN,USBWA,BC,H,C**
1984	**Sam Perkins**	**1-AP,USBWA,C,H,UPI,TSN; 2-NABC**
1984	**Michael Jordan**	**1-AP,UPI,TSN,USBWA; ABC,H,C**
1986	Brad Daugherty	1-USBWA; 2-AP,UPI, NABC,TSN,C
1987	**Kenny Smith**	**1-AP,UPI,USBWA,NABC,TSN,H,C**
1988	**J.R. Reid**	**1-AP,USBWA,NABC; 2-UPI,TSN**
1989	J.R. Reid	3-NABC
1991	Rick Fox	3-TSN
1993	Eric Montross	1-W; 2-AP,TSN,NABC; 3-UPI
1994	Eric Montross	1-W,NABC; 2-AP,TSN
1995	**Jerry Stackhouse**	**1-AP,UPI,USBWA,NABC,W; 2-TSN**
1995	Rasheed Wallace	1-TSN,W; 2-AP,UPI,USBWA,NABC
1997	Antawn Jamison	1-W; 2-AP,NABC,TSN
1998	**Antawn Jamison**	**1-AP,USBWA,TSN,NABC,W**
1998	Vince Carter	1-W; 2-AP,TSN,USBWA
1998	Shammond Williams	Basketball News
1999	Brendan Haywood	2-TSN; 3-NABC
2001	**Joseph Forte**	**1-AP,NABC,USBWA,TSN,BT**
2004	Rashad McCants	2-BT,CBS; 3-AP
2004	Sean May	3-ESPN
2005	Sean May	1-ESPN,R,SI; 2-AP,USBWA,TSN,BT,SI
2005	Raymond Felton	1-SI; 2-RV; 3-AP
2006	Tyler Hansbrough	1-TSN,R; 3-AP,NABC,BT
2007	**Tyler Hansbrough**	**1-USBWA,NABC,TSN,W; 2-AP,SI,BT**
2008	**Tyler Hansbrough**	**1-AP,USBWA,NABC,TSN,W SI,BT,ESPN,RV**
2009	**Tyler Hansbrough**	**1-AP,TSN,USBWA,NABC,SI 2-Fox,BT,RV,CBS**
2009	Ty Lawson	1-BT,SI,CBS; 2-AP,TSN,NABC,Fox

2012	Tyler Zeller	1-W; 2-AP,NABC,USBWA,TSN,BT; 3-CBS
2012	Kendall Marshall	1-CBS; 3-AP
2012	Harrison Barnes	3-TSN
2012	John Henson	3-CBS
2014	Marcus Paige	2-TSB; 3-BT
2016	**Brice Johnson**	**1-AP,USBWA,NABC,W,CBS,USA,SI,BT; 2-TSN**
2017	**Justin Jackson**	**1-AP,NABC,TSN,W; 2-SI,NBC,USA,CBS,BT**
2018	Luke Maye	2-BT; 3-AP,TSN,NBC,USA
2018	Joel Berry III	3-NABC
2019	Cameron Johnson	2-NBC; 3-BT
2019	Coby White	3-NBC

NC STATE

1930	Morris Johnson	1st Team
1948	Dick Dickey	2-C; 3-AP
1949	Dick Dickey	1-H
1949	Sam Ranzino	2-H
1950	Dick Dickey	2-AP,C; 3-UPI
1950	Sammy Ranzino	1-C; 2-AP
1951	**Sammy Ranzino**	**1-NABC,UPI; 3-C**
1953	Bob Speight	2-NABC; 3-AP,C
1955	Ronnie Shavlik	2-AP,NABC,UPI; 3-C
1956	**Ronnie Shavlik**	**1-NABC, AP,C,UPI**
1956	Vic Molodet	3-NABC
1959	Lou Pucillo	1-USBWA; 2-AP,C; 3-NABC,UPI
1959	John Ritcher	1-C; 2-NABC
1973	**David Thompson**	**1-AP,C,NABC,UPI,USBWA**
1973	Tom Burleson	1-USBWA; 2-C; 3-NABC,UPI
1974	**David Thompson**	**1-AP,UPI,C,NABC,USBWA**
1974	Tom Burleson	1-C; 2-UPI; 3-AP,NABC. 2-C
1974	Monte Towe	2-C
1975	**David Thompson**	**1-AP,UPI,C,NABC,USBWA**
1976	Kenny Carr	2-C; 3-AP,NABC,UPI
1977	Kenny Carr	2-C; 3-UPI; 4-NABC
1980	Hawkeye Whitney	1-USBWA; 2-C; 3-NABC
1984	Lorenzo Charles	3-AP
1991	Rodney Monroe	2-UPI,NABC; 3-AP
1991	Chris Corchiani	3-NABC
1992	Tom Gugliotta	3-NABC
2004	Julius Hodge	1-TSN,ESPN; 2-AP,NABC,BT
2014	T.J. Warren	1-BT; 2-AP;TSN;NABC

NOTRE DAME

1909	**Raymond Scanlon**	**H**
1925	**Noble Kizer**	**H**
1927	**John Nyikos**	**H**
1929	Ed Smith	CW
1930	Ed Smith	CW
1932	**Edward "Moose" Krause**	**1-CV,H**
1933	**Edward "Moose" Krause**	**1-CV**
1934	**Edward "Moose" Krause**	**1-CV,H**
1935	George Ireland	H
1936	**John Moir**	**1-CV,H**
1936	**Paul Nowak**	**1-CV,H**
1937	**John Moir**	**1-CV,H**
1937	**Paul Nowak**	**1-CV,H**
1938	**John Moir**	**1-CV,H; 2-NEA**
1938	**Paul Nowak**	**1-NEA,H**
1941	Ed Riska	1-CV
1942	Robert Faught	1-CV
1943	Robert Rensberger	1-NEA,H; 2-CV,TSN
1943	Robert Faught	3-Pic
1944	**Leo Klier**	**1-CV,Pic; 2-TSN**
1945	**Bill Hassett**	**1-CV,H; 2-TSN**
1946	**Leo Klier**	**1-CV;H,TSN**
1947	Kevin O'Shea	2-H; 3-NABC
1948	**Kevin O'Shea**	**1-NABC,CV,AP,H**
1949	Leo Barnhorst	1-CV;TSN
1949	Kevin O'Shea	3-AP
1950	Kevin O'Shea	1-AP,UPI; 2-H,CV; 3-TSN
1954	Dick Rosenthal	1-H; 3-CV
1955	Jack Stephens	1-H; 2-NABC,CV; 3-UPI
1956	Lloyd Aubrey	2-H
1958	Tom Hawkins	1-INS; 2-H,CV,NABC,UPI; 3-AP
1959	Tom Hawkins	1-USBWA; 2-CV,H,NABC,AP,UPI

Michael Jordan helped North Carolina to the 1982 national title as a freshman and earned National Player of the Year honors in 1984.

Virginia's Buzzy Wilkinson's 32.1 scoring average in 1954-55 remains the ACC all-time record, as does his career average of 28.1 points per game.

Three-time ACC Player of the Year David Thompson led NC State to the 1974 NCAA title and was named National Player of the Year in 1975.

Notre Dame's Austin Carr holds the NCAA tournament record for most points in one game (61 vs. Ohio in 1970).

1967	Bob Arnzen	1-BN,H
1968	Bob Arnzen	1-H; 2-BN
1970	Austin Carr	1-BN,BW,CV,USBWA; 2-TSN,AP,UPI,NEA
1971	**Austin Carr**	**1-BW,TSN,NABC,USBWA,AP,UPI,BN**
1974	**John Shumate**	**1-USBWA,UPI,AP,NABC,BN,TSN,BW**
1974	Gary Brokaw	2-CV; 3-UPI
1975	**Adrian Dantley**	**1-NABC,TSN,USBWA,BW,UPI,AP**
1976	**Adrian Dantley**	**1-UPI,TSN,AP,USBWA,BW,CV,NABC**
1979	Kelly Tripucka	3-BW,USBWA,AP,NABC
1980	Kelly Tripucka	2-CV; 3-UPI
1981	Kelly Tripucka	1-UPI,BT; 2-NABC,BW
1981	Orlando Woolridge	2-CV; 3-UPI
1982	John Paxson	1-NABC; 2-UPI; 3-BW,BT
1983	John Paxson	1-BW,NABC; 2-UPI,TSN; 3-BT
1987	David Rivers	3-BW
1988	David Rivers	2-NABC; 3-BW,BT
1998	Pat Garrity	2-AP; 3-TSN,BW
2000	**Troy Murphy**	**1-AP,USBWA,W; 2-TSN,NABC**
2001	**Troy Murphy**	**1-AP,USBWA,NABC,TSN,BT,W**
2002	Ryan Humphrey	2-BN
2008	Luke Harangody	1-W; 2-NABC,AP,USBWA,BT,SI,RV
2009	Luke Harangody	1-W; 2-AP,USBWA; 3-TSN,NABC
2010	Luke Harangody	2-USBWA; 3-AP,TSN,NABC
2011	Ben Hansbrough	1-W; 2-AP;USBWA,TSN,SI,CBS,Y; 3-BT
2015	**Jerian Grant**	**1-AP,USBWA,NABC,TSN,CBS,W, SI,BT,USA**
2017	Bonzie Colson	2-BT; 3-AP,TSN,CBS

PITT

1928	**Charley Hyatt**	**1-H**
1928	**Sykes Reed**	**1-H**
1929	**Charley Hyatt**	**1-H**
1930	**Charley Hyatt**	**1-H**
1933	**Don Smith**	**1-H**
1934	**Claire Cribbs**	**1-H**
1935	**Claire Cribbs**	**1-H**
1958	**Don Hennon**	**1-AP,UPI,H**
1959	Don Hennon	1-UPI,H; 2-AP
1974	Billy Knight	1-USBWA; 3-UPI
1987	Charles Smith	1-W
1987	Jerome Lane	3-AP,UPI
1988	Charles Smith	1-W
1988	Jerome Lane	2-AP;USUSBWAA
2002	Brandin Knight	2-TSN
2003	Brandin Knight	1-W; 3-AP
2007	Aaron Gray	3-AP
2009	**DeJuan Blair**	**1-AP,TSN,USBWA,W**
2009	Sam Young	1-W; 3-AP,TSN

SOUTH CAROLINA

1957	Grady Wallace	1-UPI;H;CV. 2-AP
1969	John Roche	1-BN;H
1970	John Roche	1-H. 2-AP;NABC
1971	John Roche	1-UPI;USBWA;TSN;BW;H. 2-AP;NABC

SYRACUSE

1912	**Lewis Castle**	**1-H**
1914	**Lewis Castle**	**1-H**
1918	**Joseph Schwarzer**	**1-H**
1919	**Leon Marcus**	**1-H**
1925	**Victor Hanson**	**1-H**
1926	**Victor Hanson**	**1-H**
1927	**Victor Hanson**	**1-H**
1946	Billy Gabor	1-H
1947	Billy Gabor	1-H
1951	John Kiley	1-H
1957	Vincent Cohen	1-H
1965	Dave Bing	1-H; 2-C; 3-NABC
1966	**Dave Bing**	**1-AP,NABC,TSN,UPI,USBWA,C**
1967	Bill Smith	1-H
1972	Greg Kohls	5-BN
1974	Dennis DuVal	1-TSN; 3-BW
1975	Rudy Hackett	2-AP; 3-BW
1980	Roosevelt Bouie	1-USBWA; 3-UPI,BW
1985	Rafael Addison	3-BT
1985	Dwayne Washington	2-USBWA,UPI,,BW; 3-AP,NABC
1986	Dwayne Washington	2-UPI,BW; 3-AP,NABC,BT

1988	Sherman Douglas	2-UPI,BT; 3-AP
1988	Rony Seikaly	1-W; 2-USBWA;NABC;BW; 3-UPI
1989	Derrick Coleman	1-BT; 2-UPI; 3-NABC,BW
1989	Sherman Douglas	1-AP,W,BW; 3-NABC
1990	**Derrick Coleman**	**1-AP,UPI,NABC,USBWA,W,TSN,BT,BW**
1990	Billy Owens	3-UPI,NABC
1991	**Billy Owens**	**1-AP,UPI,NABC,USBWA,W,SH**
1995	Lawrence Moten	2-TSN; 3-AP,NABC
1996	John Wallace	2-AP,USBWA,BT,TSN; 3-BW
2000	Etan Thomas	3-NABC
2003	Carmelo Anthony	1-TSN; 2-AP,BT,ESPN,NABC,USBWA
2004	Hakim Warrick	2-ESPN,TSN; 3-AP,NABC
2005	**Hakim Warrick**	**1-AP,NABC,W; 2-TSN,SI,USBWA; 3-BT**
2010	Wes Johnson	1-AP,Fox,NABC,USBWA,W; 2-TSN,Y
2012	Kris Joseph	2-NABC,USBWA
2014	C.J. Fair	2-USBWA; 3-AP;NABC
2015	Rakeem Christmas	2-USA

VIRGINIA

1915	**William Strickling**	**1st Team**
1955	Buzzy Wilkinson	1-C; 3-AP
1972	Barry Parkhill	1-C,USBWA; 2-AP,UPI; 3-ABC
1973	Barry Barkhill	2-C; 3-NABC
1980	Jeff Lamp	3-UPI
1980	Ralph Sampson	2-C
1981	Jeff Lamp	1-USBWA; 2-UPI; 3-AP,NABC
1981	**Ralph Sampson**	**1-AP,UPI,C,NABC,USBWA,TSN**
1982	**Ralph Sampson**	**1-AP,UPI,C,NABC,USBWA,TSN**
1983	**Ralph Sampson**	**1-AP,UPI,C,NABC,USBWA,TSN**
2007	Sean Singletary	3-NABC
2012	Mike Scott	3-AP; BT
2015	Malcolm Brogdon	1-W; 2-AP,USBWA,NABC,USA
2015	Justin Anderson	3-NABC
2016	**Malcolm Brogdon**	**1-AP,USBWA,NABC,TSN,W,CBS; 2-SI,USA,BT**
2018	Kyle Guy	2-USA; 3-AP,NABC
2019	De'Andre Hunter	1-NBC,W; 2-NABC,UABWA,AP; 3-TSN,USA,BT
2019	Kyle Guy	2-USA; 3-AP,NABC,TSN
2019	Ty Jerome	3-NBC

VIRGINIA TECH

1919	**George Parris**	**H**
1986	Dell Curry	1-BT;2-AP,USBWA; 3-UPI,H
2007	Zabian Dowdell	3-BT
2013	Erick Green	3-AP

WAKE FOREST

1954	Dickie Hemric	3-AP
1955	Dickie Hemric	1-NABC; 2-AP,UPI; 4-C
1957	Jackie Murdock	2-C
1961	Len Chappell	1-C
1962	**Len Chappell**	**1-AP,C,USBWA; 2-NABC,UPI**
1971	Charlie Davis	2-C; 4-NABC
1977	Skip Brown	4-NABC
1977	Rod Griffin	1-USBWA; 3-AP,UPI; 5-NABC
1978	Rod Griffin	1-C,USBWA; 2-NABC; 3-AP,UPI
1981	Frank Johnson	2-C
1993	Rodney Rogers	2-AP,NABC,UPI,USBWA
1995	Randolph Childress	2-AP,NABC,USBWA; 3-UPI
1995	Tim Duncan	3-AP; NABC
1996	**Tim Duncan**	**1-AP,NABC,UPI,USBWA,TSN**
1997	**Tim Duncan**	**1-AP,NABC,UPI,USBWA,TSN**
2003	**Josh Howard**	**1-AP,NABC,TSN,ESPN,CNNSI,BD,W**
2005	**Chris Paul**	**1-AP,USBWA,NABC,TSN,ESPN,R,BT; 2-SI**
2009	Jeff Teague	2-TSN,USBWA,NABC. 3-SI,Fox
2010	Al-Farouq Aminu	3-Fox,CBS
2017	John Collins	2-BT; 3-CBS

NATIONAL PLAYER OF THE YEAR

1926	Jack Cobb, UNC	Helms
1927	Vic Hanson, SU	Helms
1930	Chuck Hyatt, Pitt	Helms
1936	John Moir, ND	Helms
1940	George Glamack, UNC	Helms
1941	George Glamack, UNC	Helms
1951	Dick Groat, Duke	UPI,Look,Helms
1957	Lennie Rosenbluth, UNC	Helms
1963	Art Heyman, Duke	AP,UPI,BW,TSN,H
1971	Austin Carr, ND	AP,UPI,Co-Helms
1974	David Thompson, NCS	AP,H
1975	David Thompson, NCS	AP,UPI,BW,TSN,NABC,N,H
1976	Adrian Dantley, ND	USBWA
1978	Phil Ford, UNC	BW,W,TSN,NABC
1980	Darrell Griffith, Louis.	Wooden, TSN
1981	Ralph Sampson, UVa	AP,UPI,BW,BT
1982	Ralph Sampson, UVa	AP,UPI,BW,BT,W,NABC,TSN,N,Co-H
1982	James Worthy, UNC	Co-Helms
1983	Ralph Sampson, UVa	AP,UPI,BW,BBT,NABC,W,N,R
1983	Michael Jordan, UNC	TSN
1984	Michael Jordan, UNC	AP,UPI,BW,NABC,W,N,TSN
1986	Johnny Dawkins, Duke	N
1987	Kenny Smith, UNC	BT
1989	Danny Ferry, Duke	UPI,BW,Naismith
1989	Clifford Rozier, Louis.	Blue Ribbon
1990	Dennis Scott, GT	TSN
1990	Derrick Coleman, SU	BT
1992	Christian Laettner, Duke	AP,BW,NABC,TSN,N,W,BT,SH
1995	Joe Smith, Md.	AP,UPI,Naismith
1995	Jerry Stackhouse, UNC	Sports Illustrated
1997	Tim Duncan, WF	AP,NABC,TSN,BW,BT,N
1998	Antawn Jamison, UNC	AP,NABC,TSN,BW,BBT
1999	Elton Brand, Duke	AP,NABC,BE,TSN,N,W,R
2001	Jason Williams, Duke	NABC
2001	Shane Battier, Duke	AP,USBWA,SI,TSN,R ESPN,Naismith,CBS,BT,NABC
2002	Jason Williams, Duke	AP,TSN,ESPN,W,N,R
2003	Josh Howard, WF	Basketball Digest,CSTV
2005	J.J. Redick, Duke	Rupp
2006	J.J. Redick, Duke	AP,TSN,NABC,BW,BT,N,R,W
2008	Tyler Hansbrough, UNC	AP;USBWA;NABC TSN;WD;SI;ESPN;BT;N;R
2018	Marvin Bagley III, Duke	BT
2019	Zion Williamson, Duke	AP;USBWA;NABC;TSN;BT;N

NAISMITH BASKETBALL HALL OF FAME

2022	George Karl	North Carolina
2021	Chris Bosh	Wake Forest
2020	Tim Duncan	Wake Forest
2019	Bobby Jones	North Carolina
2018	Grant Hill	Duke
2018	Charlie Scott	North Carolina
2018	Lefty Driesell	Duke/Maryland
2014	Gary Williams	Maryland
2013	Rick Pitino	Louisville
2012	Ralph Sampson	Virginia
2009	Michael Jordan	North Carolina
2008	Adrian Dantley	Notre Dame
2007	Roy Williams	North Carolina
2005	Jim Boeheim	Syracuse
2003	James Worthy	North Carolina
2002	Larry Brown	North Carolina
2001	Mike Krzyzewski	Duke
2000	Robert McAdoo	North Carolina
1996	David Thompson	NC State
1994	Denny Crum	Louisville
1991	Dave Cowens	Florida State
1990	Dave Bing	Syracuse
1988	Wes Unseld	Louisville
1987	Rick Barry	Miami
1986	Billy Cunningham	North Carolina
1983	Dean Smith	North Carolina
1982	Everett Case	NC State
1979	Ray Meyer	Notre Dame
1977	Frank McGuire	N. & S. Carolina
1976	"Moose" Krause	Notre Dame
1973	Elmer Ripley	Notre Dame
1971	Bob Cousy	Boston College
1970	Bernard Carnevale	North Carolina
1961	George Keogan	Notre Dame
1960	Victor Hanson	Syracuse
1959	Henry "Doc" Carlson	Pitt
1959	Charley Hyatt	Pitt

USBWA NATIONAL FRESHMAN OF THE YEAR

1990	Kenny Anderson	Georgia Tech
1991	Rodney Rogers	Wake Forest
1994	Joe Smith	Maryland
2003	Carmelo Anthony	Syracuse
2004	Luol Deng	Duke
2005	Marvin Williams	North Carolina
2006	Tyler Hansbrough	North Carolina
2014	Jabari Parker	Duke
2015	Jahlil Okafor	Duke
2019	Zion Williamson	Duke
2020	Vernon Carey Jr.	Duke

NABC NATIONAL DEFENSIVE PLAYER OF THE YEAR

1987	Tommy Amaker	Duke
1988	Billy King	Duke
1993	Grant Hill	Duke
1995	Tim Duncan	Wake Forest
1996	Tim Duncan	Wake Forest
1997	Tim Duncan	Wake Forest
1998	Steve Wojciechowski	Duke
1999	Shane Battier	Duke
2000	Shane Battier	Duke
2005	Sheldon Williams	Duke
2006	Sheldon Williams	Duke

NATIONAL COACH OF THE YEAR

1957	Frank McGuire, UNC	UPI
1974	Norman Sloan, NCS	AP,BW
1974	Digger Phelps, ND	UPI
1977	Dean Smith, UNC	NABC
1978	Bill Foster, Duke	NABC
1979	Dean Smith, UNC	BW,Basketball Weekly
1982	Dean Smith, UNC	Medalist
1986	Mike Krzyzewski, Duke	UPI,Chevrolet

1987	Digger Phelps, ND	BW
1989	Mike Krzyzewski, Duke	Naismith
1990	Bobby Cremins, GT	Naismith
1991	Mike Krzyzewski, Duke	NABC
1992	Mike Krzyzewski, Duke	Naismith,TSN
1993	Dean Smith, UNC	Naismith
1995	Dave Odom, WF	Basketball America
1997	Mike Krzyzewski, Duke	Basketball Times
1998	Bill Guthridge, UNC	Naismith,NABC
1999	Mike Krzyzewski, Duke	Naismith,NABC
2000	Mike Krzyzewski, Duke	Chevrolet
2001	Matt Doherty, UNC	AP
2002	Gary Williams, Md.	Basketball America
2002	Ben Howland, Pitt	AP;TSN;ESPN,USBWA;Naismith
2004	Mike Krzyzewski, Duke	Clair Bee
2006	Roy Williams, UNC	AP;BW;Rupp
2009	Leonard Hamilton, FSU	Basketball Times
2009	Jamie Dixon, Pitt	Naismith;USA Basketball
2010	Jim Boeheim, SU	AP, NABC, TSN, Naismith, Iba
2010	Jamie Dixon, Pitt	Phelan
2011	Mike Brey, ND	USBWA;AP,Basketball Times
2011	Jamie Dixon, Pitt	TSN
2012	Mike Brey, ND	Phelan
2015	Tony Bennett, UVa	USBWA
2018	Tony Bennett, UVa	AP, Naismith, USBWA, NABC

ACC OLYMPIANS

1964	Jeff Mullins	Duke	United States
	Larry Brown	North Carolina	United States
1968	Charlie Scott	North Carolina	United States
1972	Tom Burleson	NC State	United States
	Bobby Jones	North Carolina	United States
	Kevin Joyce	South Carolina	United States
	Tom McMillen	Maryland	United States
1976	Tate Armstrong	Duke	United States
	Kenny Carr	NC State	United States
	Walter Davis	North Carolina	United States
	Phil Ford	North Carolina	United States
	Mitch Kupchak	North Carolina	United States
	Tom LaGarde	North Carolina	United States
	Steve Sheppard	Maryland	United States
	Cameron Hall	Duke	Canada
1980	Buck Williams	Maryland	United States
	Al Wood	North Carolina	United States
1984	Michael Jordan	North Carolina	United States
	Sam Perkins	North Carolina	United States
	Dan Meagher	Duke	Canada
1988	J.R. Reid	North Carolina	United States
1992	Michael Jordan	North Carolina	United States
	Christian Laettner	Duke	United States
1996	Grant Hill	Duke	United States
2000	Darius Songaila	Wake Forest	Lithuania
	Vince Carter	North Carolina	United States
	Sarunas Jasikevicius	Maryland	Lithuania
2004	Tim Duncan	Wake Forest	United States
	Stephon Marbury	Georgia Tech	United States
	Sarunas Jasikevicius	Maryland	Lithuania
	Darius Songaila	Wake Forest	Lithuania
2008	Chris Paul	Wake Forest	United States
	Carlos Boozer	Duke	United States
	Chris Bosh	Georgia Tech	United States
	Sarunas Jasikevicius	Maryland	Lithuania
	Darius Songaila	Wake Forest	Lithuania
2012	Chris Paul	Wake Forest	United States
	Alade Aminu	Georgia Tech	Nigeria
	Al-Farouq Aminu	Wake Forest	Nigeria
	Ekene Ibekwe	Maryland	Nigeria
	Luol Deng	Duke	Great Britain
	Sarunas Jasikevicius	Maryland	Lithuania
	Marty Pocius	Duke	Lithuania
	Darius Songaila	Wake Forest	Lithuania
2016	Harrison Barnes	North Carolina	United States
	Kyrie Irving	Duke	United States
	Al-Farouq Aminu	Wake Forest	Nigeria
2020	Jerami Grant	Syracuse	United States
	Jayson Tatum	Duke	United States
	Francisco Caffaro	Virginia	Argentina

CONSENSUS NATIONAL PLAYERS OF THE YEAR

Since 1975, the ACC has produced 17 consensus National Players of the Year – 10 more than any other conference over that span. Using the same criteria employed in selecting yearly consensus All-Americans, the ACC has also had nine unanimous selections since 1975.

Year	Player, School	Conference
1975	David Thompson, NC State*	ACC
1976	Scott May, Indiana	Big Ten
1977	Marques Johnson, UCLA*	Pac-10
1978	Phil Ford, North Carolina	ACC
	Butch Lee, Marquette	Independent
1979	Larry Bird, Indiana State*	Missouri Valley
1980	Mark Aguirre, DePaul	Independent
1981	Ralph Sampson, Virginia	ACC
1982	Ralph Sampson, Virginia*	ACC
1983	Ralph Sampson, Virginia*	ACC
1984	Michael Jordan, North Carolina*	ACC
1985	Patrick Ewing, Georgetown	Big East
	Chris Mullin, St. John's	Big East
1986	Walter Berry, St. John's*	Big East
1987	David Robinson, Navy*	Colonial
1988	Hersey Hawkins, Bradley	Missouri Valley
1989	Danny Ferry, Duke	ACC
	Sean Elliott, Arizona	Pac-10
1990	Lionel Simmons, LaSalle*	Met Atlantic
1991	Larry Johnson, UNLV	Big West
	Shaquille O'Neal, LSU	SEC
1992	Christian Laettner, Duke	ACC
1993	Calbert Cheaney, Indiana*	Big Ten
1994	Glenn Robinson, Purdue*	Big Ten
1995	Joe Smith, Maryland	ACC
1996	Marcus Camby, UMass*	Atlantic 10
1997	Tim Duncan, Wake Forest*	ACC
1998	Antawn Jamison, North Carolina*	ACC
1999	Elton Brand, Duke*	ACC
2000	Kenyon Martin, Cincinnati*	C-USA
2001	Shane Battier, Duke	ACC
2002	Jason Williams, Duke*	ACC
2003	T.J. Ford, Texas	Big 12
2004	Jameer Nelson, St. Joseph's*	Atlantic 10
2005	Andrew Bogut, Utah	Mountain West
2006	J.J. Redick, Duke	ACC
2007	Kevin Durant, Texas*	Big 12
2008	Tyler Hansbrough, North Carolina*	ACC
2009	Blake Griffin, Oklahoma*	Big 12
2010	Evan Turner, Ohio State*	Big Ten
2011	Jimmer Fredette, BYU*	Mountain West
2012	Anthony Davis, Kentucky*	SEC
2013	Trey Burke, Michigan	Big Ten
2014	Greg McDermott, Creighton*	Big East
2015	Frank Kaminsky, Wisconsin*	Big Ten
2016	Buddy Hield, Oklahoma	Big 12
	Denzel Valentine, Michigan State	Big Ten
2017	Frank Mason, Kansas	Big 12
2018	Jalen Brunson, Villanova*	Big East
2019	Zion Williamson, Duke	ACC
2020	Obi Toppin, Dayton	Atlantic 10
2021	Luka Garza, Iowa	Big Ten
2022	Oscar Tshiebwe, Kentucky*	SEC

*denotes unanimous

CONSENSUS NATIONAL PLAYERS OF THE YEAR

ACC	**17**	Mountain West	2
Big Ten	8	Pac-12	2
Big 12	5	Independents	2
Big East	5	Big West	1
Atlantic 10	3	Colonial	1
SEC	3	Conference USA	1
Missouri Valley	2	Metro Atlantic	1

Michael Gbinije	Syracuse	Nigeria
Luke Loucks	Florida State	Nigeria
Jahlil Okafor	Duke	Nigeria
Josh Okogie	Georgia Tech	Nigeria
Mike Tobey	Virginia	Slovenia

U.S. OLYMPIC TEAM HEAD COACH

1976	Dean Smith	North Carolina
2004	Larry Brown	North Carolina
2008	Mike Krzyzewski	Duke
2012	Mike Krzyzewski	Duke
2016	Mike Krzyzewski	Duke

FIRST-TEAM ACADEMIC ALL-AMERICANS

1963	Gerry Ward	Boston College
1964	Jay Buckley	Duke
	Jim Caldwell	Georgia Tech
1965	Billy Cunningham	North Carolina
1967	Bob Arnzen	Notre Dame
1968	Bob Arnzen	Notre Dame
	Terry Driscoll	Boston College
1969	Bob Arnzen	Notre Dame
	Rich Yunkus	Georgia Tech
1970	Charlie Scott	North Carolina
	Rich Yunkus	Georgia Tech
	Dick DeVenzio	Duke
	John Roche	South Carolina
1971	Dick DeVenzio	Duke
	Rich Yunkus	Georgia Tech
	John Roche	South Carolina
1972	Tom McMillen	Maryland
	Dennis Wuycik	North Carolina
	Steve Previs	North Carolina
	Gary Melchionni	Duke
1973	Tom McMillen	Maryland
1974	Tom McMillen	Maryland
	Gary Novak	Notre Dame
1975	Bob Fleischer	Duke
1976	Tommy LeGarde	North Carolina
	Wally Walker	Virginia
	Phil Bond	Louisville
1978	Mike Gminski	Duke
	Jim Spanarkel	Duke
1979	Mike Gminski	Duke
	Jim Spanarkel	Duke
	Kelly Tripucka	Notre Dame
1980	Mike Gminski	Duke
	Rich Branning	Notre Dame
1981	Jeff Lamp	Virginia
	Lee Raker	Virginia
1981	Danny Schayes	Syracuse
1982	John Paxson	Notre Dame
1983	John Paxson	Notre Dame
1984	Terry Gannon	NC State
1985	Terry Gannon	NC State
1986	Steve Hale	North Carolina
1991	Matt Roe	Maryland
1994	Eric Montross	North Carolina
1995	Todd Fuller	NC State
1996	Todd Fuller	NC State
1997	Pat Garrity	Notre Dame
1998	Pat Garrity	Notre Dame
1998	Matt Harpring	Georgia Tech
2000	Shane Battier	Duke
2001	Shane Battier	Duke
2006	Chris Gwynn	Notre Dame
2010	Tim Abromaitis	Notre Dame
2011	Tim Abromaitis	Notre Dame
2011	Tyler Zeller	North Carolina
2012	Tyler Zeller	North Carolina
2012	Mason Plumlee	Duke
2013	Tyler Zeller	North Carolina
2013	Mason Plumlee	Duke
2016	Marcus Paige	North Carolina
2022	Buddy Boeheim	Syracuse

BOSTON COLLEGE
2011 John Cahill
2013 Joe Rahon
2014 Joe Rahon
2020 Derryck Thornton
2022 Brevin Galloway

CLEMSON
2003 Julian Betko
2003 Shawan Robinson
2004 Akin Akingbala
2004 Shawan Robinson
2005 Cliff Hammonds
2005 Shawan Robinson
2006 Shawan Robinson
2007 Cliff Hammonds
2007 Matt Morris
2007 Andrew Tyler
2008 Cliff Hammonds*
2009 Tanner Smith
2010 Tanner Smith
2010 Andre Young
2011 Tanner Smith
2012 Devin Coleman
2012 T.J. Sapp
2012 Tanner Smith
2012 Andre Young
2013 Jordan Roper
2015 Jordan Roper
2016 Gabe DeVoe
2016 Jordan Roper
2017 Gabe DeVoe
2017 Avry Holmes
2018 Gabe DeVoe
2018 Elijah Thomas
2019 Aamir Simms
2020 John Newman
2020 Aamir Simms
2020 Hunter Tyson
2021 Jonathan Baehre
2021 Nick Honor
2021 John Newman
2021 Olivier Maxence Prosper
2021 Aamir Simms*
2021 Hunter Tyson
2022 David Collins
2022 Nick Honor
2022 Hunter Tyson

DUKE
2003 Nick Horvath
2004 Chris Duhon
2004 Nick Horvath
2005 Lee Melchionni
2005 J.J. Redick
2006 Greg Paulus
2006 Martynas Pocius
2007 Martynas Pocius
2008 Greg Paulus
2008 Brian Zoubek
2009 Greg Paulus
2009 Brian Zoubek
2010 Ryan Kelly
2010 Brian Zoubek
2011 Ryan Kelly
2011 Mason Plumlee
2011 Kyle Singler
2012 Mike Gbinije
2012 Mason Plumlee
2013 Amile Jefferson
2013 Ryan Kelly
2013 Mason Plumlee*
2013 Rasheed Sulaimon
2014 Rodney Hood
2014 Amile Jefferson
2014 Jabari Parker
2015 Grayson Allen
2015 Amile Jefferson
2015 Tyus Jones
2015 Marshall Plumlee
2015 Justise Winslow
2016 Grayson Allen
2016 Chase Jeter
2016 Amile Jefferson
2017 Grayson Allen
2017 Chase Jeter
2018 Grayson Allen
2018 Marvin Bagley III
2019 Jack White
2020 Wendell Moore Jr.
2020 Jack White
2021 Jaemyn Brakefield
2021 Wendell Moore Jr.
2021 DJ Steward
2021 Mark Williams
2022 Mark Williams

FLORIDA STATE
2003 Todd Galloway
2003 Marcell Haywood
2003 Mike Mathews
2003 Andrew Wilson
2004 Von Wafer
2004 Andrew Wilson
2005 Andrew Wilson
2008 Matt Zitani
2010 Luke Loucks
2011 Luke Loucks
2012 Luke Loucks
2016 Dwayne Bacon
2017 Trent Forrest
2018 Trent Forrest
2018 Mfiondu Kabengele
2019 Trent Forrest
2019 David Nichols
2020 Trent Forrest*
2020 Devin Vassell
2021 Balsa Koprivica
2021 Sardaar Calhoun
2022 Matthew Cleveland
2022 Anthony Polite

GEORGIA TECH
2003 Marvin Lewis
2004 Marvin Lewis
2010 Glen Rice
2011 Mfon Udofia
2012 Nate Hicks
2012 Pierre Jordan
2013 Chris Bolden
2013 Marcus Georges-Hunt
2014 Marcus Georges-Hunt
2014 Trae Golden
2015 Tadric Jackson
2016 Tadric Jackson
2017 Justin Moore
2017 Josh Okogie
2018 Brandon Alston
2019 Brandon Alston
2021 Kyle Sturdivant
2022 Dallan (Deebo) Coleman

LOUISVILLE
2015 Wayne Blackshear
2015 Anton Gill
2015 Montrezl Harrell
2015 Mangok Mathiang
2015 Chinanu Onuaku
2015 Terry Rozier
2015 Quentin Snider
2016 Deng Adel
2016 Trey Lewis
2016 Mangok Mathiang
2016 Donovan Mitchell
2016 Chinanu Onuaku
2016 Quentin Snider
2016 Raymond Spalding
2017 Deng Adel
2017 Tony Hicks
2017 V.J. King
2017 Anas Mahmoud
2017 Quentin Snider
2017 Raymond Spalding
2018 Deng Adel
2018 V.J. King
2018 Jordan Nwora
2018 Darius Perry
2018 Ray Spalding
2019 Christen Cunningham
2019 Steven Enoch
2019 V.J. King
2019 Jordan Nwora
2019 Ryan McMahon
2019 Darius Perry
2020 Lamarr Kimble
2020 Ryan McMahon
2020 Jordan Nwora
2020 Darius Perry
2020 Samuell Williamson
2021 Dre Davis
2021 David Johnson
2021 Samuell Williamson
2022 Sydney Curry
2022 Dre Davis
2022 Noah Locke
2022 Jarrod West

MARYLAND
2013 Logan Aronhalt

MIAMI
2006 Brian Asbury
2006 Jimmy Graham
2006 Adrian Thomas
2007 Jimmy Graham
2007 Jack McClinton
2008 Jack McClinton
2009 Jack McClinton*
2010 Antoine Allen
2011 Erik Swoope
2011 Adrian Thomas
2013 Raphael Akpejiori
2014 Donnavan Kirk
2015 Davon Reed
2016 Davon Reed
2017 Bruce Brown
2017 Davon Reed*
2018 Chris Lykes
2018 Dejan Vasiljevic
2018 Lonnie Walker IV
2019 Chris Lykes
2020 Rodney Miller Jr.
2020 Dejan Vasiljevic
2021 Nysier Brooks
2022 Charlie Moore
2022 Sam Waardenburg

NORTH CAROLINA
2003 Will Johnson
2004 Byron Sanders
2005 Melvin Scott
2006 Byron Sanders
2009 Tyler Zeller
2010 Tyler Zeller
2011 Tyler Zeller*
2012 Tyler Zeller*
2013 Marcus Paige
2014 Marcus Paige
2015 Marcus Paige*
2016 Luke Maye
2016 Marcus Paige*
2017 Luke Maye
2018 Luke Maye*
2019 Nassir Little
2019 Luke Maye*
2021 RJ Davis
2021 Kerwin Walton
2022 Armando Bacot

NC STATE
2004 Engin Atsur
2004 Ilian Evtimov
2006 Ilian Evtimov
2006 Ben McCauley
2007 Ben McCauley
2008 Ben McCauley
2009 Johnny Thomas
2016 Maverick Rowan
2017 Torin Dorn
2017 Omer Yurtseven
2018 Braxton Beverly
2018 Allerik Freeman
2018 Sam Hunt
2019 Braxton Beverly
2019 Torin Dorn
2019 Wyatt Walker
2020 Pat Andree
2020 Braxton Beverly
2021 Braxton Beverly
2021 Cam Hayes
2021 Shakeel Moore
2022 Breon Pass

NOTRE DAME
2016 Rex Pflueger
2016 Matt Ryan
2017 T.J. Gibbs
2017 Rex Pflueger
2018 Rex Pflueger
2020 John Mooney
2020 Rex Pflueger
2021 Nikola Djogo
2021 Elijah Morgan
2021 Cormac Ryan
2022 Paul Atkinson Jr.
2022 Nate Laszewski
2022 Cormac Ryan

PITT
2014 Jamel Artis
2014 Josh Newkirk
2014 Cameron Wright*
2014 Michael Young
2015 Sheldon Jeter
2015 James Robinson
2015 Cameron Wright
2016 Cameron Johnson
2016 Ryan Luther
2016 Rafael Maia
2016 Damon Wilson
2017 Cameron Johnson
2017 Ryan Luther
2018 Marcus Carr
2018 Khameron Davis
2018 Shamiel Stevenson
2018 Parker Stewart
2018 Jared Wilson-Frame
2019 Kene Chukwuka
2020 Justin Champagnie
2020 Gerald Drumgoole Jr.
2020 Eric Hamilton
2020 Trey McGowens
2020 Ryan Murphy
2021 William Jeffress
2021 Femi Odukale
2022 Jamarius Burton
2022 Onyebuchi Ezeakudo
2022 William Jeffress
2022 Femi Odukale

SYRACUSE
2017 Tyus Battle
2017 Tyler Lydon
2017 Andrew White III
2018 Tyus Battle
2018 Marek Dolezaj
2020 Buddy Boeheim
2020 Bourama Sidibe
2021 Jesse Edwards
2021 Joseph Girard III
2021 Quincy Guerrier
2022 Buddy Boeheim
2022 Jimmy Boeheim
2022 Joseph Girard III
2022 Cole Swider

SKIP PROSSER AWARD

The Skip Prosser Award is presented annually to the top scholar-athlete in ACC men's basketball. Wake Forest head basketball coach George Edward "Skip" Prosser passed away on July 26, 2007. He compiled a 291-146 career record in 14 seasons as a head coach, including a 126-68 mark in his six years with the Demon Deacons.

To be nominated for the award, a student-athlete must be an upperclassman with a grade-point average of 3.0 or better – both in his career and in the previous two semesters. Sixty percent of the award is based on academic achievement and 40 percent on athletic accomplishments.

Prosser Award Recipients
2008 Cliff Hammonds, CU
2009 Jack McClinton, UM
2010 Jerome Meyinsse, VA
2011 Tyler Zeller, NC
2012 Tyler Zeller, NC
2013 Mason Plumlee, Duke
2014 Cameron Wright, Pitt
2015 Marcus Paige, NC
2016 Marcus Paige, NC
2017 Davon Reed, UM
2018 Luke Maye, UNC
2019 Luke Maye, UNC
2020 Trent Forrest, FSU
2021 Aamir Simms, CU
2022 Justyn Mutts, VT

VIRGINIA

2003 Jason Rogers
2004 Todd Billet
2004 Majestic Mapp
2006 Billy Campbell
2008 Jerome Meyinsse
2009 Jerome Meyinsse
2009 Tunji Soroye
2010 Jerome Meyinsse*
2010 Will Sherrill
2011 Will Regan
2011 Will Sherrill
2017 Devon Hall
2018 Devon Hall
2018 Nigel Johnson
2019 Jack Salt
2020 Tomas Woldetensae
2021 Sam Hauser
2021 Jay Huff
2021 Justin McCoy
2021 Trey Murphy III
2021 Tomas Woldetensae
2022 Jayden Gardner
2022 Kadin Shedrick

VIRGINIA TECH

2005 Coleman Collins
2006 Coleman Collins
2007 Coleman Collins
2007 Lewis Witcher
2010 Ben Boggs
2011 Tyrone Garland
2012 Jarell Eddie
2013 Christian Beyer
2013 Jarell Eddie
2014 Jarell Eddie
2014 Will Johnston
2014 Trevor Thompson
2014 Joey van Zegeren
2015 Christian Beyer
2015 Will Johnston
2015 Devin Wilson
2016 Jalen Hudson
2016 Devin Wilson
2017 Justin Robinson
2018 Devin Wilson
2019 Nickeil Alexander-Walker
2019 Wabissa Bede
2019 Ahmed Hill
2019 Justin Robinson
2020 Naheim Alleyne
2020 Landers Nolley II
2021 Nahiem Alleyne
2021 Wabissa Bede
2021 Hunter Cattoor
2021 Jalen Cone
2021 Justyn Mutts
2022 Nahiem Alleyne
2022 Keve Aluma
2022 Hunter Cattoor
2022 Storm Murphy
2022 Justyn Mutts*

WAKE FOREST

2004 Chris Paul
2004 Kyle Visser
2005 Vytas Danelius
2005 Jamaal Levy
2005 Kyle Visser
2006 Kyle Visser
2007 Kyle Visser
2008 Gary Clark
2010 C.J. Harris
2012 Anthony Fields
2013 Tyler Cavanaugh
2014 Coron Williams
2018 Keyshawn Woods
2019 Torry Johnson
2019 Olivier Sarr
2020 Ismael Massoud
2020 Ody Oguama
2021 Jonah Antonio
2021 Ian DuBose
2021 Jalen Johnson
2022 Jake LaRavia
2022 Khadim Sy
2022 Dallas Walton
2022 Alondes Williams

*denotes Skip Prosser Award winner for that season

Starting with the 1969-70 season, the Atlantic Coast Sports Media Association (ACSMA) began selecting an ACC Player of the Week in recognition of outstanding individual performances. The inaugural ACC Player of the Week on Dec. 8, 1969, was Duke junior center Randy Denton who totaled 32 points and 22 rebounds in a pair of Blue Devil wins over Virginia Tech and Virginia. ACSMA began selecting an ACC Rookie of the Week a year later with the start of the 1970-71 season.

1969-70
PLAYER: Randy Denton, Duke (2); Charlie Scott, UNC (2); John Roche, USC (2); Charlie Davis (2); Bill Gerry, Va.; Vann Williford, NCS; Butch Zatezalo, Clem.; Tom Owens, USC. (No Rookie)
1970-71
PLAYER: John Roche, USC (3); Dennis Wuycik, UNC (2); Tom Owens, USC (2); Paul Coder, NCS; Charlie Davis, WF; Bill Gerry, Va.; Dickie Foster, Clem.; Rick Holdt, NCS; Randy Denton, Duke; Dick DeVenzio, Duke.
ROOKIE: Barry Parkhill, Va. (3); George Karl, UNC (2); Bill Benson, NCS (2); Jim O'Brien, Md. (2); Richie O'Conner, Duke; Kevin Joyce, USC; Darrell Brown, Md.; Dave Angel, Clem.; Howard White, Md.
1971-72
PLAYER: Barry Parkhill, Va. (3); Robert McAdoo, UNC (3); Paul Coder, NCS (2); Dave Angle, Clem.; Tom Burleson, NCS; Richie O'Conner, Duke; Bill Chamberlain, UNC; Joe Cafferky, NCS; Alan Shaw, Duke.
ROOKIE: Tom McMillen, Md. (4); Dennis Odle, Clem. (2); Chris Redding, Duke (2); Tom Burleson, NCS (2); Bobby Jones, UNC (2); Len Elmore, Md.; Mike Browning, Clem.
1972-73
PLAYER: David Thompson, NCS (3); Tommy Burleson, NCS (2); Gary Melchionni, Duke (2); Tom McMillen, Md.; George Karl, UNC; Bobby Jones, UNC; Tony Byers, WF; Chris Redding, Duke; Jim O'Brien, Md.
ROOKIE: Ed Stahl, UNC (2); Monte Towe, NCS (2); John Lucas, Md. (2); Wally Walker, Va. (2); Tony Byers, WF; David Thompson, NCS; Mitch Kupchak, UNC; Bob Fleischer, Duke; Jeff Reisinger, Clem.
1973-74
PLAYER: David Thompson, NCS (4); Bobby Jones, UNC (2); Tommy Burleson, NCS (2); Tony Byers, WF; Lee Foye, WF; John Lucas, Md.; Monte Towe, NCS; Wally Walker, Va.; Len Elmore, Md.
ROOKIE: Wayne Rollins, Clem. (3); Walter Davis, UNC (3); Mo Rivers, NCS (3); Billy Langloh, Va.; Phil Spence, NCS; Skip Brown, WF; Cal Stamp, WF; Tate Armstrong, Duke.
1974-75
PLAYER: David Thompson, NCS (2); Tom Roy, Md. (2); John Lucas, Md. (2); Mo Rivers, NCS; Bob Fleischer, Duke; Skip Brown, WF; Mitch Kupchak, UNC; Wayne Rollins, Clem.; Maurice Howard, Md.; Wally Walker, Va.
ROOKIE: Brad Davis, Md. (3); Skip Wise, Clem. (3); Kenny Carr, NCS (2); Phil Ford, UNC (2); Steve Sheppard, Md.; Marc Iavaroni, Va.; Stan Rome, Clem.
1975-76
PLAYER: Mitch Kupchak, UNC (2); Daryl Peterson, WF; Willie Hodge, Duke; Steve Sheppard, Md.; Rod Griffin, WF; Jerry Schellenberg, WF; Phil Ford, UNC; Maurice Howard, Md.; Wally Walker, Va.; John Lucas, Md. Skip Brown, WF; Billy Langloh, Va.
ROOKIE: Jim Spanarkel, Duke (3); Al Green, NCS (2); Greg Coles, Clem. (2); Larry Gibson, Md.; Glenn Sudhop, NCS; Mike Palma, WF; Derrick Johnson, Clem.; Lawrence Boston, Md.; Otis Fulton, Va.
1976-77
PLAYER: Phil Ford, UNC (2), Skip Brown, WF (2); Jerry Schellenberg, WF; Billy Langloh, Va.; Wayne Rollins, Clem.; Stan Rome, Clem.; Tommy LaGarde, UNC; Rod Griffin, WF; Derrick Johnson, Clem; Walter Davis, UNC; Kenny Carr, NCS.
ROOKIE: Charles Whitney, NCS (3); Mike O'Koren, UNC (2); Bill Bryant, Md. (2); Mike Gminski, Duke; Leroy McDonald, WF; Frank Johnson, WF; Jim Wells, Clem.; Mike Davis, Md.; Jo Jo Hunter, Md.
1977-78
PLAYER: Phil Ford, UNC (3); Mike O'Koren, UNC (2); Mike Gminski, Duke (2); Colon Abraham, Clem.; Charles Whitney, NCS; Larry Harrison, WF; Lawrence Boston, Md.; Rod Griffin, WF; Leroy McDonald, WF; Jim Spanarkel, Duke.
ROOKIE: Jeff Lamp, Va. (3); Greg Manning, Md. (2); Eugene Banks, Duke (2); Lee Raker, Va. (2); Al King, Md.; Bob Bender, Duke; Al Wood, UNC; Kenny Matthews, NCS; Kendal Pinder, NCS.
1978-79
PLAYER: Mike O'Koren, UNC (2); Mike Gminski, Duke; Gene Banks, Duke; Ernest Graham, Md.; Albert King, Md.; Jeff Lamp, Va.; Lee Raker, Va.; Larry Nance, Clem.; Charles Whitney, NCS; Steve Castellan, UVa; Greg Manning, Md.; Jim Spanarkel, Duke.
ROOKIE: Buck Williams, Md. (3); Guy Morgan, WF (2); Jeff Jones, Va (2); Alvis Rogers, WF; Jim Johnstone, WF; Bill Ross, Clem.; Jimmy Black, UNC; Mike Helms, WF; Scott Parzych, NCS.
1979-80
PLAYER: Mike Gminski, Duke (3); Albert King, Md. (2); Charles Whitney, NCS (2); Mike Helms, WF; Billy Williams, Clem.; Dave Colescott, NC; Jeff Lamp, Va.; Greg Manning, Md.; Mike O'Koren, UNC.
ROOKIE: Ralph Sampson, Va. (5); James Worthy, UNC (4); Sidney Lowe, NCS; Chip Engelland, Duke; Dereck Whittenburg, NCS; Fred Gilliam, Clem.
1980-81
PLAYER: Jeff Lamp, Va. (2); Albert King, Md. (2); Gene Banks, Duke (2); Lee Raker, Va.; Al Wood, UNC; Guy Morgan, WF; Chris Dodds, Clem.; Sidney Lowe, NCS; Jim Johnstone, WF; Ralph Sampson, Va.; Frank Johnson, WF.
ROOKIE: Sam Perkins, UNC (6); Othell Wilson, Va. (3); Vincent Hamilton, Clem. (2); Danny Young, WF; Clarke Bynum, Clem.; Ricky Stokes, UVa.
1981-82
PLAYER: James Worthy, UNC (2); Ralph Sampson, Va. (2); Derek Whittenburg, NCS (2); Brook Steppe, GT (2); Chuck Nevitt, NCS; Jimmy Black, UNC; Jim Johnstone, WF; Vince Taylor, Duke; Guy Morgan, WF
ROOKIE: Adrian Branch, Md. (3); Jimmy Miller, Va. (2); Tim Mullen, Va. (2); Michael Jordan, UNC (2); Brian Howard, GT (2); John Toms, WF; Greg Wendt, Duke.
1982-83
PLAYER: Ralph Sampson, Va. (3); Michael Jordan, UNC (3); Othell Wilson, Va. (2); Sam Perkins, UNC (2); Jimmy Miller, Va.; Adrian Branch, Md.; Thurl Bailey, NC State; Herman Veal, Maryland; Marc Campbell, Clemson.
ROOKIE: Mark Price, GT (3); Ernie Myers, NCS (3); Johnny Dawkins, Duke (2); Mark Alarie, Duke (2); Ben Coleman, Md. (2); Rick Carlisle, Va.; Kenny Green, WF; Anthony Jenkins, Clem.
1983-84
PLAYER: Michael Jordan, UNC (2); Ben Coleman, Md. (2); Sam Perkins (2); Terry Gannon, NCS; Johnny Dawkins, Duke; Yvon Joseph, GT; Jeff Adkins, Md.; Othell Wilson, Va.; Lorenzo Charles, NCS; Anthony Teachey, WF; Mark Alarie, Duke; Adrian Branch, Md.
ROOKIE: Bruce Dalrymple, GT (4); Kenny Smith, UNC (2); Russell Pierre, NCS (2); Tom Sheehey, Va.; Tommy Amaker, Duke; Dave Popson, UNC; Horace Grant, Clem.; Spud Webb, NCS; Keith Gatlin, Md.; Olden Polynice, Va.
1984-85
PLAYER: John Salley, GT (2); Mark Alarie, Duke; Len Bias, Md.; Brad Daugherty, UNC; Mark Price, GT; Kenny Green, WF; Johnny Dawkins, Duke; Tyrone Bogues, WF; Vincent Hamilton, Clem.; Cozell McQueen, NCS; Lorenzo Charles, NCS; Adrian Branch, Md.
ROOKIE: Derrick Lewis, Md. (3); Grayson Marshall, Clem. (3); Charlie Thomas, WF (3); Mel Kennedy, UVa. (2); Duane Ferrell, GT; Chris Washburn, NCS
1985-86
PLAYER: Johnny Dawkins, Duke (3); Len Bias, Md. (2); David Henderson, Duke (2); Brad Daugherty, UNC (2); Mark Price, GT; Chris Washburn, NCS; Mark Alarie, Duke; Steve Hale, UNC; Joe Wolf, UNC; Olden Polynice, Va.
ROOKIE: Tom Hammonds, GT (3); Jeff Lebo, UNC (3); Richard Morgan, Va. (3); Walker Lambiotte, NCS; John Johnson, Va.; Charles Shackleford, NCS; Michael Best, Clem.; Danny Ferry, Duke.
1986-87
PLAYER: Horace Grant, Clem. (2); Andrew Kennedy, UVa. (2); Kenny Smith, UNC (2); Charles Shackleford, NCS; Joe Wolf, UNC; Tom Hammonds, GT; Derrick Lewis, Md.; Danny Ferry, Duke; Jeff Lebo, UNC.
ROOKIE: Sam Ivy, WF (3); J.R. Reid, UNC (3); Brian Oliver, GT (2); Teyon McCoy, Md. (2); Phil Henderson, Duke; Elden Campbell, Clem.; Steve Hood, Md.
1987-88
PLAYER: Danny Ferry, Duke (2); Kevin Strickland, Duke (2); Jeff Lebo, UNC; J.R. Reid, UNC; Duane Ferrell, GT; Charles Shackleford, NCS; Derrick Lewis, Md.; David Carlyle, WF; Vinny Del Negro, NCS; Tom Hammonds, GT; Craig Neal, GT; Elden Campbell, Clem.
ROOKIE: Dennis Scott, GT (5); Brian Williams, Md. (2); Rodney Monroe, NCS (2); Chris Corchiani, NCS (2); Robert Siler, WF; Kenny Turner, UVa.; Dale Davis, Clem.
1988-89
PLAYER: Danny Ferry, Duke (3); Dale Davis, Clem. (2); John Crotty, Va.; Rick Fox, UNC; John Johnson, Md.; Rodney Monroe, NCS; Tom Hammonds, GT; Richard Morgan, Va.; King Rice, UNC; Brian Howard, NCS; Chucky Brown, NCS; Steve Bucknall, UNC.
ROOKIE: Bryant Stith, Va. (6); Jerrod Mustaf, Md. (3); Chris King, WF (2); Christian Laettner, Duke; David Young, Clem.; Derrick McQueen, WF
1989-90
PLAYER: Bryant Stith, Va. (3); Brian Oliver, GT (2); Kenny Anderson, GT; Elden Campbell, Clem.; Dale Davis, Clem.; John Crotty, UVa.; Tom Gugliotta, NCS; Christian Laettner, Duke; Tony Massenburg, Md.; Dennis Scott, GT.
ROOKIE: Kenny Anderson, GT (10); Bobby Hurley, Duke (2); Bill McCaffrey, Duke.
1990-91
PLAYER: Thomas Hill, Duke (2); Kenny Turner, Va.; Bobby Hurley, Duke; Malcolm Mackey, GT; Randolph Childress, WF; Jon Barry, GT; Rodney Monroe, NCS; Chris Corchiani, NCS; Rick Fox, NC.
ROOKIE: Rodney Rogers, WF (5); Randolph Childress, WF (2); Garfield Smith, Md.; Grant Hill, Duke
1991-92
PLAYER: Christian Laettner, Duke (3); Hubert Davis, UNC (3); Bryant Stith, UVa (2); Kevin Thompson, NCS; Sam Cassell, FSU; Thomas Hill, Duke; Walt Williams, Md. Rodney Rogers, WF.
ROOKIE: Bob Sura, FSU (3); Junior Burrough, UVa (2); James Forrest, GT (2); Cory Alexander, UVa; Sharone Wright, Clem.; Devin Gray, Clem.; Mark Davis, NCS.
1992-93
PLAYER: James Forrest, GT (2); Cornel Parker, UVa (2); Cory Alexander, UVa; Sam Cassell, FSU; Randolph Childress, WF; George Lynch, UNC; Malcolm Mackey, GT; Kevin McLinton, Md.; Eric Montross, UNC; Rodney Rogers, WF; Bob Sura, FSU; Chris Whitney, Clem.; Sharone Wright, Clem.
ROOKIE: Martice Moore, GT (4); Johnny Rhodes, Md. (3); Exree Hipp, Md. (2); Drew Barry, GT; Derrick Carroll, FSU.
1993-94
PLAYER: Travis Best, GT (5); Randolph Childress, WF (3); Cherokee Parks, Duke; Tim Duncan, WF; Antonio Lang, Duke; Andre Bovain, Clem.; Derrick Phelps, UNC; Bob Sura, FSU; Jerry Stackhouse, UNC.
ROOKIE: Joe Smith, Md. (6); Jerry Stackhouse, UNC (2); Jeff Capel, Duke (2); Tim Duncan, WF; James Collins, FSU .
1994-95
PLAYER: Travis Best, GT (2); Randolph Childress, WF (2); Tim Duncan, WF (2); Joe Smith, Md. (2); Cherokee Parks, Duke (2); Jeff McInnis, UNC; Bob Sura, FSU; Johnny Rhodes, Md.; Todd Fuller, NCS.
ROOKIE: Greg Buckner, Clm. (3); Matt Harpring, GT (3); Curtis Staples, UVa (3); Ishua Benjamin, NCS (2); Corey Louis, FSU; Tony Rutland, WF.
1995-96
PLAYER: Tim Duncan, WF (4); Matt Harpring, GT (4); Chris Collins, Duke (2); Jeff McInnis, UNC; Greg Newton, Duke; Antawn Jamison, UNC; Keith Booth, Md.; Drew Barry, GT.
ROOKIE: Stephon Marbury, GT (4); Antawn Jamison, UNC (3); Vince Carter, UNC (2); Terrell McIntyre, Clem. (2); Courtney Alexander, UVa (2); Harold Jamison, Clem.; Tony Christie, Clem.
1996-97
PLAYER: Tim Duncan, WF (4); Antawn Jamison, UNC (4); Keith Booth, Md. (2); James Collins, FSU (2); Norman Nolan, UVa; Trajan Langdon, Duke; Greg Buckner, Clem.; C.C. Harrison, NCS; Serge Zwikker, UNC; Shammond Williams, UNC.
ROOKIE: Loren Woods, WF (4); Ed Cota, UNC (3); Vincent Whitt, Clem. (2); Kevin Morris, GT; Damon Thornton, NCS; Colin Ducharme, UVa.
1997-98
PLAYER: Antawn Jamison, UNC (7); Norman Nolan, UVa (3); Matt Harpring, GT; C.C. Harrison, NCS; Shammond Williams, UNC; LaMarr Greer, Fla. Sarunas Jasikevicius, Md.; Roshown McLeod, Duke; Trajan Langdon, Duke; Greg Buckner, Clem.
ROOKIE: Dion Glover, GT (5); Robert O'Kelley, WF (4); Kenny Inge, NCS (2); Shane Battier, Duke; Elton Brand, Duke; Niki Arinze, WF; Archie Miller, NCS.
1998-99
PLAYER: Elton Brand, Duke (5); Robert O'Kelley, WF (2); Terrell McIntyre, Clem. (2); Ed Cota, UNC; Steve Francis, Md.; William Avery, Duke; Laron Profit, Md.; Terence Morris, Md.; Justin Gainey, NCS; Alvin Jones, GT.
ROOKIE: Chris Williams, UVa (4); Tony Akins, GT (2); Darius Songaila, WF (2); Corey Maggette, Duke (2); Adam Harrington, NCS; Will Solomon, Clem.; Kris Lang, UNC; Craig Dawson, WF; Adam Hall, UVa.
1999-2000
PLAYER: Will Solomon, Clem. (3); Juan Dixon, Md. (2); Lonny Baxter, Md.; Jason Collier, GT; Terence Morris, Md.; Jason Capel, UNC; Chris Williams, UVa; Chris Carrawell, Duke; Damous Anderson, FSU; Shane Battier, Duke; Darius Songaila, WF; Donald Hand, UVa; Brendan Haywood, UNC; Jason Williams, Duke.
ROOKIE: Joseph Forte, UNC (4); Jason Williams, Duke (2); Travis Watson, UVa (2); Roger Mason, UVa (2); Carlos Boozer, Duke (2); Marshall Williams, NCS; Damien Wilkins, NCS; Tahj Holden, Md.
2000-01
PLAYER: Joseph Forte, UNC (4); Shane Battier, Duke (3); Juan Dixon, Md. (2); Carlos Boozer, Duke; Jason Williams, Duke; Brendan Haywood, UNC; Jason Capel, UNC; Lonny Baxter, Md.; Nate James, Duke; Shaun Fein, GT; Alvin Jones, GT; Roger Mason, Jr., UVa.
ROOKIE: Chris Duhon, Duke (4); Marvin Lewis, GT (4); Halston Lane, GT (3); Maurice Young, UVa(2); Michael Joiner, FSU (2); Tony Stockman, Clem.; Trey Guidry, NCS; J.C. Mathis, UVa.
2001-02
PLAYER: Jason Williams, Duke (3); Juan Dixon, Maryland (3); Carlos Boozer, Duke (2); Mike Dunleavy, Duke; Darius Songalia, WF; Cedric Moore, GT; Monte Cummings, FS; Anthony Grundy, NCS; Travis Watson, UVa; Chris Wilcox, Md; Edward Scott, Clem.; Tony Akins, GT.
ROOKIE: Josh Powell, NCS (2); Elton Brown, UVa. (2); Illian Evtimov, NC State (2); B.J. Elder, GT (2); Chey Christie, Clem.; Jamaal Levy, WF; Julius Hodge, NCS; Anthony Richardson, FS; Luke Schenscher, GT; Jawad Williams, UNC; Ed Nelson, GT.

2002-03
PLAYER: Josh Howard, WF (4); Julius Hodge (2), NCS; Edward Scott, Clem. (2); Travis Watson, UVa (2); Todd Billet, UVa; Steve Blake, Md.; Daniel Ewing, Duke; Dahntay Jones, Duke; Rashad McCants, UNC; Tim Pickett, FSU
ROOKIE: Chris Bosh, GT (3); Raymond Felton, UNC (3); Rashad McCants, UNC (2); Todd Galloway, FSU; Justin Gray, WF; Jarrett Jack, GT; J.J. Redick, Duke
2003-04
PLAYER: Julius Hodge, NCS (3); John Gilchrist, Md. (2); Justin Gray, WF (2); Jarrett Jack, GT (2); Sean May, UNC (2); Tim Pickett, FSU (2); Chris Duhon, Duke; Rashad McCants, UNC; Marcus Melvin, NCS; Isma'il Muhammad, GT; J.J. Redick, Duke; Eric Williams, WF.
ROOKIE: Luol Deng, Duke (6); Chris Paul, WF (5); Von Wafer, FSU (2); Gary Forbes, UVa; Mike Jones, Md.; J.R. Reynolds, UVa; D.J. Strawberry, Md.
2004-05
PLAYER: J.J. Redick, Duke (4); John Gilchrist, Md. (2); Chris Paul, WF (2); Elton Brown, UVa; Coleman Collins, VT; Guillermo Diaz, Miami; Raymond Felton, UNC; Justin Gray, WF; Robert Hite, Miami; Jarrett Jack, GT; Sean May, UNC; Eric Williams, WF; Shelden Williams, Duke.
ROOKIE: Sean Singletary, UVa (5); Marvin Williams, UNC (5); Cliff Hammonds, Clem. (4); Andrew Brackman, NCS; Adrian Joseph, UVa; Cheyenne Moore, Clem.; Anthony Morrow, GT; DeMarcus Nelson, Duke.
2005-06
PLAYER: J.J. Redick, Duke (7); Craig Smith, BC (2); Al Thornton, FSU (2); Shelden Williams, Duke (2); Akin Akingbala, Clem.; Jared Dudley, BC; Justin Gray, WF; Tyler Hansbrough, UNC; Anthony Morrow, GT; Sean Singletary, UVa; Trent Strickland, WF
ROOKIE: Tyler Hansbrough, UNC (10); Greg Paulus, Duke (2); A.D. Vassallo, Virginia Tech (2); Julius Powell, Clem.; Shamaine Dukes, WF; Tyrese Rice, BC
2006-07
PLAYER: D.J. Strawberry, Md. (3); Zabian Dowdell, VT (2); Sean Singletary, UVa (2); Mamadi Diane, UVa; Jared Dudley, BC; Jamon Gordon, VT; Gavin Grant, NCS; Mike Jones, Md.; Jack McClinton, UM; Josh McRoberts, Duke; J.R. Reynolds, UVa; Al Thornton, FSU; Brandan Wright, UNC
ROOKIE: Brandan Wright, UNC (6); Javaris Crittenton, GT (3); Jon Scheyer, Duke (3); Trevor Booker, Clem.; Dwayne Collins, UM; Brandon Costner, NCS; Wayne Ellington, UNC; Ty Lawson, UNC; Greivis Vasquez, Md.; Ishmael Smith, WF
2007-08
PLAYER: Tyler Hansbrough, UNC (8); Wayne Ellington, UNC (2); Tyrese Rice, BC (2); Sean Singletary (2); Trevor Booker, Clem.; Matt Causey, GT; Toney Douglas, FSU; James Gist, Md.; Jack McClinton, UM; Anthony Morrow, GT; DeMarcus Nelson, Duke; K.C. Rivers, Clem.; Greivis Vasquez, Md.
ROOKIE: Kyle Singler, Duke (4); Jeff Teague, WF (4); J.J. Hickson, NCS (3); Jeff Allen, VT (2); Terrence Ogelsby, Clem. (2); James Johnson, WF; Mo Miller, GT; Corey Raji, BC.
2008-09
PLAYER: Grevis Vasquez, Md. (3); Toney Douglas, FSU (2); Ty Lawson, UNC (2); K.C. Rivers, Clem. (2); Jeff Teague, WF (2); Trevor Booker, CU; Malcolm Delaney, VT; Tyler Hansbrough, UNC; Gerald Henderson, Duke; Gani Lawal, GT; Jack McClinton, UM; Tyrese Rice, BC; Jon Scheyer, Duke; Kyle Singler, Duke.
ROOKIE: Sylven Landesberg, UVa (6); Al-Farouq Aminu, WF (4); Solomon Alabi, FSU (2); Reggie Jackson, BC; Iman Shumpert, GT; Chris Singleton, FSU; Elliot Williams, Duke.
2009-10
PLAYER: Greivis Vasquez, Md. (4); Jon Scheyer, Duke (3); Sylven Landesberg, UVa (2); Al-Farouq Aminu, WF; Jeff Allen, VT; Trevor Booker, Clem.,; Malcolm Delaney, VT; Dorenzo Hudson, VT; Gani Lawal, GT; Corey Raji, BC; Kyle Singler, Duke; Nolan Smith, Duke.
ROOKIE: Derrick Favors, GT (4); C.J. Harris, WF (4); Durand Scott, UM (4); Jordan Williams, Md. (2); Michael Snaer, FSU; Ari Stewart, WF; Mfon Udofia, GT; Scott Wood, NCS.
2010-11
PLAYER: Nolan Smith, Duke (4); Jeff Allen, VT (2); Reggie Jackson, BC (2); Iman Shumpert, GT (2); Chris Singleton, FSU (2); Malcolm Delaney, VT; Jerai Grant, Clem.; Malcolm Grant, UM; Erick Green, VT; Mike Scott, UVa; Jordan Williams, Md.
ROOKIE: Harrison Barnes, UNC (3); Kyrie Irving, Duke (3); C.J. Leslie, NCS (3); Travis McKie, WF (3); Kendall Marshall, UNC (3); Terrell Stoglin, Md. (2); Reggie Bullock, UNC; KT Harrell, UVa; Ryan Harrow, NCS.
2011-12
PLAYER: Mike Scott, UVa (4); John Henson, UNC (3), Michael Snaer, FSU (2); Harrison Barnes, UNC; Lorenzo Brown, NCS; Deividas Dulkys, FSU; Dorenzo Hudson, VT; Nate James, FSU; Reggie Johnson, UM; Ryan Kelley, Duke; Mason Plumlee, Duke; Terrell Stoglin, Md., Tyler Zeller, UNC.
ROOKIE: Austin Rivers, Duke (9); Quinn Cook, Duke (2); Ryan Anderson, BC; Dennis Clifford, BC; Chase Fischer, WF; Lonnie Jackson, BC; Shane Larkin, UM; Alex Len, Md.
2012-13
PLAYER: C.J. Leslie, NCS (2); Durand Scott, UM (2); Erick Green, Sr., VT (2); Mason Plumlee, Sr., Duke (2); Ryan Kelly, Duke (2); Seth Curry, Duke (2); Shane Larkin, UM (2); Michael Snaer, FSU; P.J. Hairston, UNC; Quinn Cook, Duke; Reggie Bullock, UNC; Richard Howell, NCS; Scott Wood, NCS; Alex Len, Md.; C.J. Harris, WF.
ROOKIE: Olivier Hanlan, BC (4); Joe Rahon, BC (2); Marcus Georges-Hunt, GT (2); Rasheed Sulaimon, Duke (2); T.J. Warren, NCS (2); Aaron Thomas, FSU; Charles Mitchell, Md.; Devin Thomas, WF; Justin Anderson, UVa; Robert Carter, Jr., GT; Rodney Purvis, NCS; Seth Allen, Md.; T.J. Warren, NCS; T.J. Warren, NCS
2013-14
PLAYER: Marcus Paige, UNC (4); Lamar Patterson, Pitt (3); Eric Atkins, ND (2); Jabari Parker, Duke (2); Malcolm Brogdon, UVa; Trevor Cooney, SU; Jarell Eddie, VT; C.J. Fair, SU; Olivier Hanlan, BC; Joe Harris, UVa; James Michael McAdoo, UNC; Travis McKie, WF; Rasheed Suliamon, Duke; Aaron Thomas, FSU; T.J. Warren, NCS.
ROOKIE: Jabari Parker, Duke (10); Tyler Ennis, SU (5); Jaron Blossomgame, Clem.; Kennedy Meeks, UNC; Roddy Peters, Md.; Steve Vasturia, ND.
2014-15
PLAYER: Jerian Grant, ND (3); Montrezl Harrell, UL (3); Rakeem Christmas, SU (2); Quinn Cook, Duke (2); Terry Rozier, UL (2); Justin Anderson, UVa; Jamel Artis, Pitt; Olivier Hanlan, BC; Trevor Lacey, NCS; Sheldon McClellan, UM; Jahlil Okafor, Duke; Angel Rodriguez, UM; Jordan Roper, Clem.
ROOKIE: Jahlil Okafor, Duke (8); Tyus Jones, Duke (4); Xavier Rathan-Mayes, FSU (2); Justin Bibbs, VT; Caleb Martin, NCS; Dinos Mitoglou, WF; Justise Winslow, Duke.
2015-16
PLAYER: Brice Johnson, UNC (4); Cat Barber, NCS (3); Grayson Allen, Duke (2); Malcolm Brogdon, UVa (2); Jamel Artis, Pitt; Joel Berry II, UNC; Jaron Blossomgame, Clem.; Marcus Georges-Hunt, GT; Anthony Gill, UVa; Demetrius Jackson, ND; Tonye Jekiri, UM; Marcus Paige, UNC.
ROOKIE: Dwayne Bacon, FSU (5); Brandon Ingram, Duke (4); Malik Beasley, FSU (3); Kerry Blackshear, VT; Bryant Crawford, WF; Luke Kennard, Duke; Tyler Lydon, Syr.; Malachi Richardson, Syr.
2016-17
PLAYER: Joel Berry II, UNC (4); John Collins, WF (2); Bonzie Colson, ND (2); Justin Jackson, UNC (2); Michael Young, Pitt (2); Dwayne Bacon, FSU; Amile Jefferson, Duke; Luke Kennard, Duke; Donovan Mitchell, UL; Jerome Robinson, BC; John Gillon, Syr.; Quentin Snider, UL; Steve Vasturia, ND
ROOKIE: Josh Okogie, GT (4); Dennis Smith Jr., NCS (3); Jayson Tatum, Duke (3); Ky Bowman, BC (2); Bruce Brown, Miami (2); Jonathan Isaac, FSU (2); Frank Jackson, Duke
2017-18
PLAYER: Luke Maye, UNC (3); Grayson Allen, Duke (2); Marvin Bagley III, Duke (2); Bonzie Colson, ND (2); Allerik Freeman, NCS (2); Ky Bowman, BC; Gabe DeVoe, Clem.; T.J. Gibbs, ND; Kyle Guy, UVa; Ty Jerome, UVa; Marcquise Reed, Clem.; Jerome Robinson, BC; Gary Trent Jr., Duke; Omer Yurtseven, NCS
ROOKIE: Marvin Bagley III, Duke (7); Wendell Carter Jr., Duke (3); Lonnie Walker IV, Miami (3); Oshae Brissett, Syr. (2); Gary Trent Jr., Duke (2); De'Andre Hunter, UVa; Chris Lykes, Miami; Jordan Nwora, UL.
2018-19
PLAYER: Tyus Battle, Syr. (3); Nickeil Alexander-Walker, VT (2); Luke Maye, UNC (2); Zion Williamson, Duke (2), RJ Barrett, Duke; Kyle Guy, UVa; De'Andre Hunter, UVa; Ty Jerome, UVa; Cameron Johnson, North Carolina; Markell Johnson, NCS; Justin Robinson, VT; Dwayne Sutton, UL; Coby White, UNC.
ROOKIE: Coby White, UNC (5); Zion Williamson, Duke (5); RJ Barrett, Duke (4); Trey McGowens, Pitt (2); Jalen Carey, Syr.; Wynston Tabbs, BC; Tre Jones, Duke.
2019-20
PLAYER: Tre Jones, Duke (3); Vernon Carey Jr., Duke (2); Mamadi Diakite, UVa (2); John Mooney, ND (2); Olivier Sarr, WF (2); Jose Alvarado, GT; Cole Anthony, UNC; Buddy Boeheim, Syr.; Chaundee Brown, WF; Devon Daniels, NCS; Michael Devoe, GT; Markell Johnson, NCS; Kameron McGusty, Miami; Jordan Nwora, UL; Aamir Simms, Clem.; Devin Vassell, FSU; Moses Wright, GT
ROOKIE: Vernon Carey Jr., Duke (5); Landers Nolley II, VT (5); Cole Anthony, UNC (2); Justin Champagnie, Pitt (2); Isaiah Wong, Miami (2); Matthew Hurt, Duke; David Johnson, UL.
2020-21
PLAYER: Justin Champagnie, Pitt (3), Moses Wright, GT (3), Keve Aluma, VT (2); Matthew Hurt, Duke (2); Jose Alvarado, GT; RaiQuan Gray, FSU; Quincy Guerrier, Syr.; Sam Hauser, UVa; David Johnson, UL; Tyrece Radford, VT
ROOKIE: Scottie Barnes, FSU (2); Jalen Johnson, Duke (2); Caleb Love, UNC (2); DJ Steward, Duke (2); Dre Davis, UL; RJ Davis, UNC; Walker Kessler, UNC; Shakeel Moore, NCS; Dereon Seabron, NCS; Day'Ron Sharpe, UNC; Kerwin Walton, UNC; Jae'Lyn Withers, UL.
2021-22
PLAYER: Armando Bacot, NC (3); Jake LaRavia, WF (2); Dereon Seabron, NCS (2); Alondes Williams, WF (2); Paul Atkinson Jr., ND; Buddy Boeheim, Syr.; Michael Devoe, GT; Jayden Gardner, UVa; Dane Goodwin, ND; Brady Manek, NC; Kameron McGusty, Miami; Wendell Moore Jr., Duke; Femi Odukale, Pitt.
ROOKIE: Paolo Banchero, Duke (6); Terquavion Smith, NCS (4); Blake Wesley, ND (3); Matthew Cleveland, FSU (2); AJ Griffin, Duke (2); Trevor Keels, Duke (2)

ACC PLAYER/ROOKIE OF WEEK TOTALS

PLAYER OF WEEK		ROOKIE OF WEEK	
North Carolina	148	Duke	150
Duke	135	North Carolina	97
Virginia	87	Georgia Tech	85
Wake Forest	83	Virginia	76
NC State	79	NC State	71
Maryland	77	Wake Forest	69
Georgia Tech	64	Maryland	65
Clemson	40	Clemson	58
Florida State	28	Florida State	34
Boston College	19	Miami	19
Notre Dame	15	Virginia Tech	17
Virginia Tech	15	Boston College	11
Pitt	12	Syracuse	10
Louisville	10	Louisville	4
Syracuse	10	Notre Dame	4
Miami	9	Pitt	4
South Carolina	8	South Carolina	1

ACC PLAYER OF THE WEEK

Career Leaders
Antawn Jamison, North Carolina, 1996-98 12
J.J. Redick, Duke, 2003-06 12
Tim Duncan, Wake Forest, 1994-97 11
Tyler Hansbrough, North Carolina, 2006-09 10
David Thompson, NC State, 1973-75 9

Single-Season Leaders
Tyler Hansbrough, North Carolina, 2008 8
Antawn Jamison, North Carolina, 1997 7
J.J. Redick, Duke, 2006 7
Travis Best, Georgia Tech, 1994 5
Elton Brand, Duke, 1999 5

ACC ROOKIE OF THE WEEK

Single-Season Leaders
Tyler Hansbrough, North Carolina, 2006 10
Kenny Anderson, Georgia Tech, 1990 10
Jabari Parker, Duke, 2014 10
Austin Rivers, Duke, 2012 9
Jahlil Okafor, Duke, 2015 8
Marvin Bagley III, Duke, 2018 7
Sam Perkins, North Carolina, 1981 6
Bryant Stith, Virginia, 1989 6
Joe Smith, Maryland, 1994 6
Luol Deng, Duke, 2004 6
Brandan Wright, North Carolina, 2007 6
Sylven Landesberg, Virginia, 2009 6
Paolo Banchero, Duke, 2022 6

ACC PLAYERS OF THE WEEK

1972-73
D11 Tom McMillen, MD
D18 David Thompson, ST
D25 George Karl, NC
J1 Bobby Jones, NC
J8 Tony Byers, WF
J15 Tommy Burleson, ST
J22 Chris Redding, DU
J29 Jim O'Brien, MD
F5 Gary Melchionni, DU
F12 David Thompson, ST
F19 Gary Melchionni, DU
F26 David Thompson, ST
M6 Tommy Burleson, ST

1973-74
D4 Bobby Jones, NC
D11 Tony Byers, WF
D18 Lee Foye, WF
D25 John Lucas, MD
J1 David Thompson, ST
J8 Tommy Burleson, ST
J15 David Thompson, ST
J22 Bobby Jones, NC
J29 Monte Towe, ST
F5 David Thompson, ST
F12 Wally Walker, VA
F19 Len Elmore, MD
F26 David Thompson, ST
M5 Tommy Burleson, ST

1974-75
D9 David Thompson, ST
D16 Morris Rivers, ST
D23 Tom Roy, MD
D30 Bob Fleischer, DU
J6 Skip Brown, WF
J13 Mitch Kupchak, NC
J20 John Lucas, MD
J27 Wayne Rollins, CU
F3 Maurice Howard, MD
F10 David Thompson, ST
F17 John Lucas, MD
F24 Wally Walker, VA
M3 Tom Roy, MD

1975-76
D1 Daryl Peterson, WF
D8 Willie Hodge, DU
D15 Mitch Kupchak, NC
D22 Steve Sheppard, MD
D29 Rod Griffin, WF
J5 Jerry Schellenberg, WF
J12 Phil Ford, NC
J19 Maurice Howard, MD
J26 Wally Walker, VA
F2 John Lucas, MD
F9 Skip Brown, WF
F16 Mitch Kupchak, NC
F23 Billy Langloh, VA

1976-77
N30 Jerry Schellenberg, WF
D7 Bill Langloh, VA
D14 Wayne "Tree" Rollins, CU
D21 Stan Rome, CU
J4 Phil Ford, NC
J11 Skip Brown, WF
J18 Tommy LaGarde, NC
J25 Rod Griffin, WF
F1 Derrick Johnson, CU
F8 Skip Brown, WF
F15 Water Davis, NC
F22 Kenny Carr, ST
M1 Phil Ford, NC

1977-78
N28 Colon Abraham, CU
D3 Phil Ford, NC
D10 Charles "Hawkeye" Whitney, ST
D17 Mike O'Koren, NC
D26 Larry Harrison, WF
J2 Lawrence Boston, MD
J9 Mike O'Koren, NC
J16 Mike Gminski, DU
J23 Phil Ford, NC
J30 Rod Griffin, WF
F6 Leroy McDonald, WF
F13 Jim Spanarkel, DU
F20 Mike Gminski, DU
F27 Phil Ford, NC

1978-79
D5 Mike Gminski, DU
D12 Gene Banks, DU
D19 Mike O'Koren, NC
J3 Albert King, MD
J9 Mike O'Koren, NC
J16 Jeff Lamp, VA
J23 Jeff Lamp, VA
J30 Larry Nance, CU
F6 Charles "Hawkeye" Whitney, ST
F13 Steve Castellan, VA
F20 Greg Manning, MD

1979-80
D4 Mike Gminski, DU
D11 Mike Helms, WF
D18 Albert King, MD
D25 Mike Gminski, DU
J1 Mike Gminski, DU
J8 Billy Williams, CU
J15 David Colescott, NC
J22 Albert King, MD
J29 Jeff Lamp, VA
F5 Greg Manning, MD
F12 Charles "Hawkeye" Whitney, ST
F19 Mike O'Koren, NC
F26 Charles "Hawkeye" Whitney, ST

1980-81
D2 Jeff Lamp, VA
D9 Frank Johnson, WF
D16 Ralph Sampson, VA
D23 Albert King, MD
D30 Sidney Lowe, ST
J6 Chris Dodds, CU
J13 Guy Morgan, WF
J20 Jeff Lamp, VA
J27 Al Wood, NC
F3 Lee Raker, VA
F10 Gene Banks, DU
F17 Jim Johnstone, WF
F24 Albert King, MD
M3 Gene Banks, DU

1981-82
D1 James Worthy, NC
D8 Brook Steppe, GT
D15 Dereck Whittenburg, ST
D21 N/A
D29 James Worthy, NC
J5 Dereck Whittenburg, ST
J12 Ralph Sampson, VA
J19 Jimmy Black, NC
J26 Jim Johnstone, WF
F2 Vince Taylor, DU
F9 Ralph Sampson, VA
F16 Guy Morgan, WF
F23 Brook Steppe, GT

1982-83
N29 Othell Wilson, VA
D6 Michael Jordan, NC
D13 Ralph Sampson, VA
D20 Jimmy Miller, VA
D27 Adrian Branch, MD
J3 Sam Perkins, NC
J10 Othell Wilson, VA
J17 Sam Perkins, NC
J24 Michael Jordan, NC
J31 Ralph Sampson, VA
F7 Thurl Bailey, ST
F14 Marc Campbell, CU
F21 Herman Veal, MD
F28 Ralph Sampson, VA
M7 Michael Jordan, NC

1983-84
N29 Terry Gannon, ST
D6 Johnny Dawkins, DU
D13 Ben Coleman, MD
D20 Yvon Joseph, GT
J3 Othell Wilson, VA
J10 Sam Perkins, NC
J17 Sam Perkins, NC
J24 Lorenzo Charles, ST
J31 Michael Jordan, NC
F7 Anthony Teachey, WF
F14 Mark Alarie, DU
F21 Michael Jordan, NC
F28 Ben Coleman, MD
M6 Adrian Branch, MD

1984-85
D4 Mark Alarie, DU
D11 Len Bias, MD
D18 John Salley, GT
D31 Mark Price, GT
J8 Kenny Green, WF
J15 Johnny Dawkins, DU
J22 Tyrone Bogues, WF
J29 John Salley, GT
F5 Vincent Hamilton, CU
F12 John Salley, GT
F19 Cozell McQueen, ST
F26 Lorenzo Charles, ST
M5 Adrian Branch, MD

1985-86
D3 Brad Daugherty, NC
David Henderson, DU
D10 Johnny Dawkins, DU
D17 Len Bias, MD
D24 Mark Price, GT
D31 Chris Washburn, ST
J7 Brad Daugherty, NC
J14 Mark Alarie, DU
J21 Steve Hale, NC
J28 Joe Wolf, NC
F4 Olden Polynice, VA
F11 Johnny Dawkins, DU
F18 Johnny Dawkins, DU
F25 Len Bias, MD
M4 David Henderson, DU

1986-87
D8 Charles Shackelford, ST
D15 Joe Wolf, NC
D22 Tom Hammonds, GT
D29 Derrick Lewis, MD
J5 Kenny Smith, NC
J12 Horace Grant, CU
J19 Danny Ferry, DU
J26 Andrew Kennedy, VA
F2 Kenny Smith, NC
F9 Bruce Dalrymple, GT
F16 Horace Grant, CU
F23 Andrew Kennedy, VA
Jeff Lebo, NC
M3 Tyrone Bogues, WF
John Johnson, VA

1987-88
W1 Jeff Lebo, NC
W2 Kevin Strickland, DU
W3 J.R. Reid, NC
W4 Duane Ferrell, GT
W5 Charles Shackleford, ST
W6 Danny Ferry, DU
W7 Derrick Lewis, MD
W8 Kevin Strickland, DU
W9 David Carlyle, WF
W10 Vinny Del Negro, ST
W11 Danny Ferry, DU
W12 Tom Hammonds, GT
W13 Craig Neal, GT
W14 Elden Campbell, CU

1988-89
W1 John Crotty, VA
W2 Rick Fox, NC
W3 Danny Ferry, DU
W4 John Johnson, MD
W5 Danny Ferry, DU
W6 Rodney, Monroe, ST
W7 Tom Hammonds, GT
W8 Richard Morgan, VA
W9 King Rice, NC
W10 Brian Howard, ST
W11 Dale Davis, CU
W12 Chucky Brown, ST
W13 Steve Bucknall, NC
W14 Danny Ferry, DU
W15 Dale Davis, CU

1989-90
N27 Bryant Stith, VA
D4 Tom Gugliotta, ST
D11 John Crotty, VA
J2 Kenny Anderson, GT
J9 Elden Campbell, CU
J16 Christian Laettner, DU
J23 Bryant Stith, VA
J30 Bryant Stith, VA
F6 Tony Massenburg, MD
F13 Brian Oliver, GT
F20 Dennis Scott, GT
F27 Dale Davis, CU
M6 Brian Oliver, GT

1990-91
J7 Kenny Turner, VA
J14 Bobby Hurley, DU
J21 Thomas Hill, DU
J28 Malcolm Mackey, GT
F4 Thomas Hill, DU
F11 Randolph Childress, WF
F18 Jon Barry, GT
F25 Rodney Monroe, ST
M4 Chris Corchiani, ST
M11 Rick Fox, NC

1991-92
D9 Kevin Thompson, ST
D16 Sam Cassell, FS
J6 Hubert Davis, NC
J13 Christian Laettner, DU
J20 Thomas Hill, DU
J27 Walt Williams, MD
F3 Bryant Stith, VA
F10 Hubert Davis, NC
F17 Rodney Rogers, WF
F24 Bryant Stith, VA
M2 Christian Laettner, DU
M9 Hubert Davis, NC
M16 Christian Laettner, DU

1992-93
D7 George Lynch, NC
D14 Sharone Wright, CU
D21 James Forrest, GT
D28 Cornel Parker, VA
J4 Sam Cassell, FS
J11 Cory Alexander, VA
J18 Cornel Parker, VA
J25 Kevin McLinton, MD
F1 Randolph Childress, WF
F8 Rodney Rogers, WF
F15 Bob Sura, FS
F22 Malcolm Mackey, GT
M1 Chris Whitney, CU
M8 Eric Montross, NC
M15 James Forrest, GT

1993-94
D6 Cherokee Parks, DU
D13 Tim Duncan, WF
D20 Travis Best, GT
D27 Randolph Childress, WF
J3 Travis Best, GT
J10 Randolph Childress, WF
J17 Travis Best, GT
J24 Antonio Lang, DU
J31 Andre Bovain, CU
F7 Derrick Phelps, NC
F14 Randolph Childress, WF
F21 Bob Sura, FS
F28 Travis Best, GT
M7 Travis Best, GT
M14 Jerry Stackhouse, NC

1994-95
D5 Jeff McInnis, NC
D12 Cherokee Parks, DU
D19 Tim Duncan, WF
J3 Cherokee Parks, DU
J10 Tim Duncan, WF
J17 Joe Smith, MD
J24 Bob Sura, FS
J31 Travis Best, GT
F6 Travis Best, GT
F13 Johnny Rhodes, MD
F20 Todd Fuller, ST
F27 Joe Smith, MD
M4 Randolph Childress, WF
M11 Randolph Childress, WF

1995-96
N27 Chris Collins, DU
Jeff McInnis, NC
D4 Tim Duncan, WF
D11 Todd Fuller, ST
D18 Matt Harpring, GT
J2 Greg Newton, DU
J9 Antawn Jamison, NC
J16 Tim Duncan, WF
J23 Matt Harpring, GT
J30 Matt Harpring, GT
F5 Keith Booth, MD
F12 Drew Barry, GT
F19 Tim Duncan, WF
F26 Chris Collins, DU
M4 Matt Harpring, GT

1996-97
D2 Tim Duncan, WF
Antawn Jamison, NC
D9 Antawn Jamison, NC
D16 Keith Booth, MD
D23 James Collins, FS
J6 Tim Duncan, WF
J13 Norman Nolan, VA
J20 Tim Duncan, WF
J27 Keith Booth, MD
F3 Trajan Langdon, DU
F10 Tim Duncan, WF
Greg Buckner, CU
F17 Antawn Jamison, NC
C.C. Harrison, ST
F24 Serge Zwikker, NC
M3 Antawn Jamison, NC
M10 Shammond Williams, NC

1997-98
N24 Norman Nolan, VA
D1 Antawn Jamison, NC
D8 C.C. Harrison, ST
D15 Shammond Williams, NC
D22 Antawn Jamison, NC
Matt Harpring, GT
D29 LaMarr Greer, FS
J5 Norman Nolan, VA
J12 Antawn Jamison, NC
J19 Norman Nolan, VA
J26 Antawn Jamison, NC
Sarunas Jasikevicius, MD
F2 Roshown McLeod, DU
F9 Antawn Jamison, NC
F16 Antawn Jamison, NC
F23 Trajan Langdon, DU
M1 Greg Buckner, CU
M8 Antawn Jamison, NC

1998-99
N22 Terrell McIntyre, CU
N29 Ed Cota, NC
D7 Steve Francis, MD
D14 William Avery, DU
D21 Terrell McIntyre, CU
D28 Elton Brand, DU
J4 Elton Brand, DU
J11 Elton Brand, DU
J18 Laron Profit, MD
J25 Terence Morris, MD
F1 Robert O'Kelley, WF
F8 Justin Gainey, ST
F15 Alvin Jones, GT
F22 Elton Brand, DU
M1 Robert O'Kelley, WF
M8 Elton Brand, DU

1999-2000
N29 Jason Collier, GT
D6 Will Solomon, CU
D13 Terence Morris, MD
D20 Jason Capel, NC
J3 Chris Williams, VA
J10 Chris Carrawell, DU
J17 Will Solomon, CU
J24 Damous Anderson, FS
J31 Brendan Haywood, NC
Donald Hand, VA
F7 Lonny Baxter, MD
F14 Will Solomon, CU
Juan Dixon, MD
F21 Juan Dixon, MD
F28 Darius Songaila, WF
M5 Shane Battier, DU
M12 Jason Williams, DU

2000-01
N20 Shane Battier, DU
N27 Carlos Boozer, DU
D4 Jason Williams, DU
D11 Brendan Haywood, NC
D18 Jason Capel, NC
D25 Lonny Baxter, MD
Joseph Forte, NC
J1 Joseph Forte, NC
J8 Nate James, DU
J15 Shaun Fein, GT
J22 Shane Battier, DU

J29 Joseph Forte, NC
Alvin Jones, GT
F6 Joseph Forte, NC
F13 Tony Akins, GT
F20 Roger Mason, Jr., VA
F27 Juan Dixon, MD
M5 Juan Dixon, MD
Shane Battier, DU

2001-02
N26 Mike Dunleavy, DU
D3 Carlos Boozer, DU
D10 Jason Williams, DU
D17 Darius Songaila, WF
Clarence Moore, GT
D24 Jason Williams, DU
J7 Monte Cummings, FS
J14 Juan Dixon, MD
J21 Jason Williams, DU
J28 Anthony Grundy, ST
F4 Juan Dixon, MD
F11 Travis Watson, VA
F18 Chris Wilcox, MD
F25 Edward Scott, CU
Tony Akins, GT
M4 Juan Dixon, MD
M11 Carlos Boozer, DU

2002-03
D2 Rashad McCants, NC
D9 Josh Howard, WF
D16 Julius Hodge, ST
J6 Travis Watson, VA
J13 Todd Billet, VA
Dahntay Jones, DU
J20 Josh Howard, WF
J27 Julius Hodge, ST
F3 Josh Howard, WF
F10 Travis Watson, VA
F17 Steve Blake, MD
Edward Scott, CU
F24 Edward Scott, CU
M3 Tim Pickett, FS
M10 Joseh Howard, WF
M16 Daniel Ewing, DU

2003-04
N24 Jarrett Jack, GT
D1 Isma'il Muhammad, GT
D8 Sean May, NC
D15 John Gilchrist, MD
D22 Eric Williams, WF
D29 Julius Hodge, ST
J4 Tim Pickett, FS
J11 Sean May, NC
J18 Rashad McCants, NC
J.J. Redick, DU
J25 Tim Pickett, FS
F2 Chris Duhon, DU
Julius Hodge, ST
F9 Julius Hodge, ST
F16 Marcus Melvin, ST
F23 Justin Gray, WF
M1 Justin Gray, WF
M8 Jarrett Jack, GT
M15 John Gilchrist, MD

2004-05
N22 Chris Paul, WF
N29 Justin Gray, WF
D6 J.J. Redick, DU
D13 Robert Hite, UM
D20 John Gilchrist, MD
D27 Elton Brown, VA
J3 Jarrett Jack, GT
J10 Guillermo Diaz, UM
J17 Chris Paul, WF
J24 Shelden Williams, DU
J31 Eric Williams, WF
F7 J.J. Redick, DU
F14 John Gilchrist, MD
F21 J.J. Redick, DU
Coleman Collins, VT
M1 Raymond Felton, NC
M8 Sean May, NC
M15 J.J. Redick, DU

2005-06
N14 Trent Strickland, WF
N21 J.J. Redick, DU
N28 Shelden Williams, DU
D5 Justin Gray, WF
D12 J.J. Redick, DU
D19 Sean Singletary, VA
J2 Craig Smith, BC
J9 Anthony Morrow, GT
J16 Al Thornton, FS
J23 J.J. Redick, DU
Craig Smith, BC
J30 J.J. Redick, DU
F6 Al Thornton, FS
Jared Dudley, BC
F13 J.J. Redick, DU
F20 J.J. Redick, DU
F27 Shelden Williams, DU
M6 Tyler Hansbrough, NC
Al Thornton, FS

2006-07
N13 Mamadi Diane, VA
N20 D.J. Strawberry, MD
N27 Gavin Grant, ST
D4 Jack McClinton, UM
D11 Jared Dudley, BC
D18 Mike Jones, MD
D25 Jamon Gordon, VT
J2 Sean Singletary, VA
Josh McRoberts, DU
J8 Sean Singletary, VA
J15 Zabian Dowdell, VT
J22 J.R. Reynolds, VA
J29 Zabian Dowdell, VT
F5 Jared Dudley, BC
F12 Jared Dudley, BC
F19 D.J. Strawberry, MD
F26 D.J. Strawberry, MD
M5 Al Thornton, FS
M12 Brandan Wright, NC

2007-08
N12 Anthony Morrow, GT
N19 Sean Singletary, VA
N26 Tyler Hansbrough, NC
D3 K.C. Rivers, CU
Wayne Ellington, NC
D10 Tyler Hansbrough, NC
D17 Jack McClinton, UM
D24 Tyler Hansbrough, NC
D31 Tyler Hansbrough, NC
J7 Wayne Ellington, NC
J14 Trevor Booker, CU
J21 James Gist, MD
J28 Matt Causey, GT
DeMarcus Nelson, DU
F4 Tyler Hansbrough, NC
F11 Tyler Hansbrough, NC
F18 Greivis Vasquez, MD
Tyrese Rice, BC
F25 Tyler Hansbrough, NC
M3 Tyrese Rice, BC
M10 Sean Singletary, VA
M17 Tyler Hansbrough, NC

2008-09
N17 Kyle Singler, DU
Trevor Booker, CU
N24 Greivis Vasquez, MD
D1 Ty Lawson, NC
D8 Greivis Vasquez, MD
D15 Tyler Hansbrough, NC
D22 K.C. Rivers, CU
D29 Toney Douglas, FS
J5 Tyrese Rice, BC
J12 Jeff Teague, WF
J19 Jeff Teague, WF
J26 Malcolm Delaney, VT
F2 K.C. Rivers, CU
Gani Lawal, GT
F9 Jack McClinton, UM
F16 Ty Lawson, NC
F23 Greivis Vasquez, MD
M2 Gerald Henderson, DU
M9 Toney Douglas, FS
M16 Jon Scheyer, DU

2009-10
N16 Al-Farouq Aminu, WF
N23 Nolan Smith, DU
N30 Jon Scheyer, DU
D7 Corey Raji, BC
D14 Jeff Allen, VT
D21 Jon Scheyer, DU
D28 Greivis Vasquez, MD
J4 Dorenzo Hudson, VT
J11 Gani Lawal, GT
J18 Trevor Booker, CU
Sylven Landesberg, VA
J25 Ishmael Smith, WF
F1 Sylven Landesberg, VA
F8 Greivis Vasquez, MD
F15 Jon Scheyer, DU
F22 Greivis Vasquez, MD
M1 Greivis Vasquez, MD
M8 Malcolm Delaney, VT
M15 Kyle Singler, DU

2010-11
N15 Jordan Williams, MD
N22 Chris Singleton, FS
N29 Malcolm Delaney, VT
D6 Mike Scott, VA
D13 Reggie Jackson, BC
D20 Jerai Grant, CU
D27 Malcolm Grant, UM
J3 Nolan Smith, DU
J10 Jeff Allen, VT
J17 Chris Singleton, FS
Reggie Jackson, BC
J24 Erick Green, VT
J31 Iman Shumpert, GT
F7 Jeff Allen, VT
F14 Nolan Smith, DU
F21 Nolan Smith, DU
F28 Jeff Allen, VT
M7 Iman Shumpert, GT
M13 Nolan Smith, DU

2011-12
N14 John Henson, NC
N21 Dorenzo Hudson, VT
Bernard James, FS
N28 Ryan Kelly, DU
D5 Terrell Stoglin, MD
D12 John Henson, NC
D19 Mike Scott, VA
D26 Mike Scott, VA
J2 Lorenzo Brown, ST
J9 Mike Scott, VA
J16 Deividas Dulkys, FS
J23 Michael Snaer, FS
J30 Mason Plumlee, DU
F6 Reggie Johnson, UM
F13 Tyler Zeller, NC
F20 Harrison Barnes, NC
F27 John Henson, NC
M5 Mike Scott, VA
M11 Michael Snaer, FS

2012-13
N12 Alex Len, MD
N19 Michael Snaer, FS
N26 Quinn Cook, DU
Erick Green, VT
D3 Mason Plumlee, DU
Erick Green, VT
D10 C.J. Leslie, ST
D17 Durand Scott, UM
D24 C.J. Leslie, ST
D31 Seth Curry, DU
J7 Ryan Kelly, DU
J14 Richard Howell, ST
J21 Reggie Bullock, NC
J28 Durand Scott, UM
F4 Shane Larkin, UM
F11 Mason Plumlee, DU
F18 Scott Wood, ST
P.J. Hairston, NC
F25 C.J. Harris, WF
M4 Ryan Kelly, DU
M11 Seth Curry, DU
M18 Shane Larkin, UM

2013-14
N11 Trevor Cooney, SU
N18 Olivier Hanlan, BC
Jabari Parker, DU
N25 Marcus Paige, NC
D2 Lamar Patterson, UP
D9 Jarell Eddie, VT
D16 Marcus Paige, NC
D23 Aaron Thomas, FS
D30 Eric Atkins, ND
J6 Eric Atkins, ND
J13 Lamar Patterson, UP
J20 Rasheed Suliamon, DU
J27 Travis McKie, WF
Lamar Patterson, UP
F3 C.J. Fair, SU
F10 Jabari Parker, DU
F17 James Michael McAdoo, NC
F24 Marcus Paige, NC
M3 Marcus Paige, NC
Malcolm Brogdon, VA
M10 T.J. Warren, ST
M17 Joe Harris, VA

2014-15
N17 Montrezl Harrell, UL
N24 Angel Rodriguez, UM
N31 Sheldon McClellan, UM
D8 Justin Anderson, VA
Jerian Grant, ND
D15 Montrezl Harrell, UL
D22 Terry Rozier, UL
D29 Rakeem Christmas, SU
J5 Jahlil Okafor, DU
J12 Trevor Lacey, ST
J19 Rakeem Christmas, SU
J26 Jerian Grant, ND
F2 Jordan Roper, CU
Terry Rozier, UL
F9 Jamel Artis, UP
F16 Quinn Cook, DU
F23 Quinn Cook, DU
M2 Olivier Hanlan, BC
M9 Montrezl Harrell, UL
M16 Jerian Grant, ND

2015-16
N16 Grayson Allen, DU
N23 Tonye Jekiri, UM
N30 Cat Barber, ST
D7 Marcus Paige, NC
D14 Anthony Gill, VA
D21 Cat Barber, ST
Brice Johnson, NC
D29 Jamel Artis, UPsburgh
J4 Grayson Allen, DU
J11 Brice Johnson, NC
J18 Jaron Blossomgame, CU
J25 Brice Johnson, NC
F1 Cat Barber, ST
F8 Malcolm Brogdon, VA
F15 Demetrius Jackson, ND
F22 Marcus Georges-Hunt, GT
F29 Malcolm Brogdon, VA
M7 Brice Johnson, NC
M14 Joel Berry II, NC

2016-17
N14 Joel Berry II, NC
Michael Young, UP
N21 Michael Young, UP
N28 Joel Berry II, NC
D5 Bonzie Colson, ND
D12 Amile Jefferson, DU
D19 Jerome Robinson, BC
Justin Jackson, NC
D26 Quentin Snider, UL
J2 Dwayne Bacon, FS
J9 Joel Berry II, NC
J16 Joel Berry II, NC
Steve Vasturia, ND
J23 John Collins, WF
J30 Donovan Mitchell, UL
F6 John Gillon, SU
F13 Bonzie Colson, ND
F20 John Collins, WF
F27 Justin Jackson, NC
M11 Luke Kennard, DU

2017-18
N13 Marvin Bagley III, DU
Luke Maye, NC
N20 Grayson Allen, DU
N27 Marvin Bagley III, DU
D4 Luke Maye, NC
D11 Ky Bowman, BC
D18 Marcquise Reed, CU
D25 Bonzie Colson, ND
J2 Ty Jerome, VA
J8 T.J. Gibbs, ND
J15 Luke Maye, NC
J22 Gary Trent Jr., DU
Omer Yurtseven, ST
J29 Allerik Freeman, ST
F5 Gabe DeVoe, CU
F12 Jerome Robinson, BC
F19 Grayson Allen, DU
F26 Allerik Freeman, ST
M5 Bonzie Colson, ND
M12 Kyle Guy, VA

2018-19
N12 Zion Williamson, DU
N19 Nickeil Alexander-Walker, VT
N26 De'Andre Hunter, VA
D3 Tyus Battle, SU
D10 RJ Barrett, DU
D17 Cameron Johnson, NC
D23 Markell Johnson, ST
D31 Tyus Battle, SU
J7 Kyle Guy, VA
J14 Dwayne Sutton, UL
J21 Tyus Battle, SU
J28 Justin Robinson, VT
F4 Nickeil Alexander-Walker, VT
F11 Luke Maye, NC
F18 Zion Williamson, DU
F25 Luke Maye, NC
M4 Coby White, NC
M11 Ty Jerome, VA

2019-20
N11 Cole Anthony, NC
N18 John Mooney, ND
N25 Michael Devoe, GT
Vernon Carey Jr., DU
D2 Olivier Sarr, WF
D9 Jordan Nwora, UL
Tre Jones, DU
D16 Chaundee Brown, WF
D23 Markell Johnson, ST
Kameron McGusty, UM
D30 Moses Wright, GT
J6 John Mooney, ND
J13 Tre Jones, DU
Aamir Simms, CU
J20 Buddy Boeheim, SU
Devin Vassell, FS
J27 Jose Alvarado, GT
F3 Vernon Carey Jr., DU
F10 Tre Jones, DU
F17 Mamadi Diakite, VA
F24 Devon Daniels, ST
M2 Olivier Sarr, WF
M9 Mamadi Diakite, VA

2020-21
N30 Keve Aluma, VT
D7 Moses Wright, GT
D14 Justin Champagnie, UP
D21 Quincy Guerrier, SU
D28 David Johnson, UL
J4 Jose Alvarado, GT
J11 Matthew Hurt, DU
J18 Justin Champagnie, UP
Tyrece Radford, VT
J25 Justin Champagnie, UP
F1 Keve Aluma, VT
F8 Sam Hauser, VA
F15 RaiQuan Gray, FS
F22 Matthew Hurt, DU
M1 Moses Wright, GT
M8 Moses Wright, GT

2021-22
N15 Dereon Seabron, ST
N22 Michael Devoe, GT
N29 Wendell Moore Jr., DU
D6 Dereon Seabron, ST
D13 Alondes Williams, WF
D20 Alondes Williams, WF
D27 Dane Goodwin, ND
Femi Odukale, UP
J3 Kameron McGusty, UM
J10 Armando Bacot, NC
J17 Armando Bacot, NC
J24 Jake LaRavia, WF
J31 Buddy Boeheim, SU
F7 Paul Atkinson Jr., ND
F14 Jayden Gardner, VA
F21 Jake LaRavia, WF
F28 Armando Bacot, NC
M7 Brady Manek, NC

ACC ROOKIES OF THE WEEK

1972-73
D11 Ed Stahl, NC
D18 Monte Towe, ST
D25 John Lucas, MD
J1 Tony Byers, WF
J8 Monte Towe, ST
J15 David Thompson, ST
J22 Mitch Kupchak, NC
J29 Wally Walker, VA
F5 Bob Fleischer, DU
F12 Wally Walker, VA
F19 Ed Stahl, NC
F26 John Lucas, MD
M6 Jeff Reisinger, CU

1973-74
D4 Wayne Rollins, CU
D11 Bill Langloh, VA
D18 Walter Davis, NC
D25 Phil Spence, ST
J1 Wayne Rollins, CU
J8 Morris Rivers, ST
J15 Walter Davis, NC
J22 Skip Brown, WF
J29 Wayne Rollins, CU
F5 Morris Rivers, ST
F12 Cal Stamp, WF
F19 Morris Rivers, ST
F26 Tate Armstrong, DU
M5 Walter Davis, NC

1974-75
D9 Brad Davis, MD
D16 Steve Sheppard, MD
D23 Kenny Carr, ST
D30 Phil Ford, NC
J6 Skip Wise, CU
J13 Brad Davis, MD
J20 Marc Iavaroni, VA
J27 Stan Rome, CU
F3 Skip Wise, CU
F10 Brad Davis, MD
F17 Kenny Carr, ST
F24 Skip Wise, CU
M3 Phil Ford, NC

1975-76
D1 Larry Gibson, MD
D8 Glenn Sudhop, ST
D15 Al Green, ST
D22 Mike Palma, WF
D29 Al Green, ST
J5 Derrick Johnson, CU
J12 Jim Spanarkel, DU
J19 Greg Coles, CU
J26 Jim Spanarkel, DU
F2 Lawrence Boston, MD
F9 Otis Fulton, VA
F16 Jim Spanarkel, DU
F23 Greg Coles, CU

1976-77
N30 Mike O'Koren, NC
D7 Mike Gminski, DU
D14 Charles "Hawkeye" Whitney, ST
D21 Leroy McDonald, WF
J4 Billy Bryant, MD
J11 Billy Bryant, MD
J18 Frank Johnson, WF
J25 Charles "Hawkeye" Whitney, ST
F1 Charles "Hawkeye" Whitney, ST
F8 Jim "Chubby" Wells, CU
F15 Mike Davis, MD
F22 Jo Jo Hunter, MD
M1 Mike O'Koren, NC

1977-78
N28 Jeff Lamp, VA
D3 Greg Manning, MD
D10 Jeff Lamp, VA
D17 Al King, MD
D26 Greg Manning, MD
J2 Jeff Lamp, VA
J9 Eugene Banks, DU
J16 Bob Bender, DU
J23 Eugene Banks, DU
J30 Lee Rake, VA
F6 Al Wood, NC
F13 Kenny Matthews, ST
F20 Kendal Pinder, ST
F27 Lee Raker, VA

1978-79
D5 Alvis Rogers, WF
D12 Buck Williams, MD
D19 Jim Johnstone, WF
J3 Bill Ross, CU
J9 Guy Morgan, WF
J16 Jimmy Black, NC
J23 Guy Morgan, WF
J30 Buck Williams, MD
F6 Jeff Jones, VA
F13 Mike Helms, WF
F20 Jeff Jones, VA

1979-80
D4 Ralph Sampson, VA
D11 James Worthy, NC
D18 James Worthy, NC
D25 James Worthy, NC
J1 Ralph Sampson, VA
J8 Ralph Sampson, VA
J15 Sidney Lowe, ST
J22 James Worthy, NC
J29 Chip Engelland, DU
F5 Dereck Whittenburg, ST
F12 Fred Gilliam, CU
F19 Ralph Sampson, VA
F26 Ralph Sampson, VA

1980-81
D2 Sam Perkins, NC
D9 Othell Wilson, VA
D16 Sam Perkins, NC
D23 Danny Young, WF
D30 Sam Perkins, NC
J6 Vincent Hamilton, CU
J13 Othell Wilson, VA
J20 Sam Perkins, NC
J27 Vincent Hamilton, CU
F3 Sam Perkins, NC
F10 Othell Wilson, VA
F17 Ricky Stokes, VA
F24 Clarke Bynum, CU
M3 Sam Perkins, NC

1981-82
D1 Tim Mullen, VA
D8 Michael Jordan, NC
D15 Jimmy Miller, VA
D21 Joe Ward, CU
D29 Brian Howard, GT
J5 John Toms, WF
J12 Michael Jordan, NC
J19 Tim Mullen, VA
J26 Adrian Branch, MD
F2 Brian Howard, GT
F9 Adrian Branch, MD
F16 Greg Wendt, DU
F23 Jimmy Miller, VA

1982-83
N29 Johnny Dawkins, DU
D6 Mark Price, GT
D13 Ernie Myers, ST
D20 Mark Alarie, DU
D27 Ben Coleman, MD
J3 Rick Carlisle, VA
J10 Ernie Myers, ST
J17 Johnny Dawkins, DU
J24 Ben Coleman, MD
J31 Ernie Myers, ST
F7 Mark Price, GT
F14 Mark Price, GT
F21 Kenny Green, WF
F28 Mark Alarie, DU
M7 Anthony Jenkins, CU

1983-84
N29 Tom Sheehey, VA
D6 Bruce Dalrymple, GT
D13 Kenny Smith, NC
D20 Tommy Amaker, DU
J3 Bruce Dalrymple, GT
J10 Horace Grant, CU
J17 Bruce Dalrymple, GT
J24 Spud Webb, ST
J31 Kenny Smith, NC
F7 Keith Gatlin, MD
F14 Russell Pierre, ST
F21 Olden Polynice, VA
F28 Bruce Dalrymple, GT
M6 Russell Pierre, ST

1984-85
D4 Grayson Marshall, CU
D11 Chris Washburn, ST
D18 Derrick Lewis, MD
D31 Charlie Thomas, WF
J8 Mel Kennedy, VA
J15 Duane Ferrell, GT
J22 Derrick Lewis, MD
J29 Grayson Marshall, CU
F5 Charlie Thomas, WF
F12 Mel Kennedy, VA
F19 Grayson Marshall, CU
F26 Derrick Lewis, MD
M5 Charlie Thomas, WF

1985-86
D3 Danny Ferry, DU
D10 Tom Hammonds, GT
D17 Jeff Lebo, NC
D24 Walker Lambiotte, ST
D31 John Johnson, MD
J7 Tom Hammonds, GT
J14 Richard Morgan, VA
J21 Jeff Lebo, NC
J28 Tom Hammonds, GT
F4 Charles Shackleford, ST
F11 Richard Morgan, VA
F18 Michael Best, CU
F25 Richard Morgan, VA
M4 Jeff Lebo, NC

1986-87
D8 Brian Oliver, GT
D15 Phil Henderson, DU
D22 J.R. Reid, NC
D29 Sam Ivy, WF
J6 Elden Campbell, CU
J13 J.R. Reid, NC
J20 J.R. Reid, NC
J27 Teyon McCoy, MD
F2 Steve Hood, MD
F9 Sam Ivy, WF
F16 Sam Ivy, WF
Teyon McCoy, MD
F23 Brian Oliver, GT
M3 Robert Brickley, DU

1987-88
W1 Brian Williams, MD
W2 Dennis Scott, GT
W3 Brian Williams, MD
W4 Robert Siler, WF
W5 Dennis Scott, GT
W6 Chris Corchiani, ST
W7 Chris Corchiani, ST
W8 Kenny Turner, VA
W9 Rodney Monroe, ST
W10 Dennis Scott, GT
W11 Dennis Scott, GT
W12 Dennis Scott, GT
W13 Rodney Monroe, ST
W14 Dale Davis, CU

1988-89
W1 Jerrod Mustaf, MD
W2 Chris King, WF
W3 Bryant Stith, VA
W4 David Young, CU
W5 Bryant Stith, VA
W6 Christian Laettner, DU
W7 Christian Laettner, DU
W8 Chris King, WF
W9 Derrick McQueen, WF
W10 Bryant Stith, VA
W11 Jerrod Mustaf, MD
W12 Jerrod Mustaf, MD
W13 Bryant Stith, VA
W14 Bryant Stith, VA
W15 Bryant Stith, VA

1989-90
N27 Kenny Anderson, GT
D4 Kenny Anderson, GT
D11 Bobby Hurley, DU
J2 Kenny Anderson, GT
J9 Bill McCaffrey, DU
J16 Kenny Anderson, GT
J23 Kenny Anderson, GT
J30 Kenny Anderson, GT
F6 Bobby Hurley, DU
F13 Kenny Anderson, GT
F20 Kenny Anderson, GT
F27 Kenny Anderson, GT
M6 Kenny Anderson, GT

1990-91
J7 Rodney Rogers, WF
J14 Rodney Rogers, WF
J21 Rodney Rogers, WF
J28 Garfield Smith, MD
F4 Randolph Childress, WF
F11 Rodney Rogers, WF
F18 Randolph Childress, WF
F25 Rodney Rogers, WF
M4 Rodney Rogers, WF

1991-92
D9 Junior Burrough, VA
J6 Bob Sura, FS
J13 Bob Sura, FS
J20 Cory Alexander, VA
J27 Sharone Wright, CU
F3 Devin Gray, CU
F10 James Forrest, GT
F17 Bob Sura, FS
F24 Mark Davis, ST
M2 James Forrest, GT
M9 Junior Burrough, VA

1992-93
D7 Exree Hipp, MD
D14 Johnny Rhodes, MD
D21 Derrick Carroll, FS
D28 none chosen
J4 Martice Moore, GT
J11 Drew Barry, GT
J18 Johnny Rhodes, MD
J25 none chosen
F1 Maurice Robinson, FS
F8 Martice Moore, GT
F15 Exree Hipp, MD
F22 Martice Moore, GT
M1 Martice Moore, GT
M8 Johnny Rhodes, MD

1993-94
D6 Jerry Stackhouse, NC
D13 Joe Smith, MD
D20 no selection
D27 no selection
J3 Joe Smith, MD
J10 Joe Smith, MD
J17 Joe Smith, MD
J24 Jeff Capel, DU
J31 Jerry Stackhouse, NC
F7 Tim Duncan, WF
F14 Joe Smith, MD
F21 Jeff Capel, DU
F28 James Collins, FS
M7 Joe Smith, MD

1994-95
D5 Ishua Benjamin, ST
D12 Greg Buckner, CU
D19 Greg Buckner, CU
J3 Matt Harpring, GT
J10 Matt Harpring, GT
J17 Corey Louis, FS
J24 Ishua Benjamin, ST
J31 Greg Buckner, CU
F6 Matt Harpring, GT
F13 Curtis Staples, VA
F20 Tony Rutland, WF
F27 Curtis Staples, VA
M4 Curtis Staples, VA

1995-96
N27 Stephon Marbury, GT
D4 Antawn Jamison, NC
D11 Vince Carter, NC
D18 Stephon Marbury, GT
J2 Stephon Marbury, GT
J9 Antawn Jamison, NC
J16 Stephon Marbury, GT
J23 Terrell McIntyre, CU
J30 Vince Carter, NC
F5 Harold Jamison, CU
F12 Courtney Alexander, VA
F19 Terrell McIntyre, CU
F26 Courtney Alexander, VA
M4 Tony Christie, CU

1996-97
D2 Loren Woods, WF
D9 Kevin Morris, GT
D16 Loren Woods, WF
D23 Loren Woods, WF
J13 Vincent Whitt, CU
J20 Vincent Whitt, CU
J27 Damon Thornton, ST
F3 Loren Woods, WF
F10 Ed Cota, NC
F17 Ed Cota, NC
F24 Ed Cota, NC
M3 Colin Ducharme, VA

1997-98
N24 Robert O'Kelley, WF
D1 Dion Glover, GT
D8 Dion Glover, GT
D15 Dion Glover, GT
D22 Dion Glover, GT
D29 Kenny Inge, ST
J5 Robert O'Kelley, WF
J12 Shane Battier, DU
J19 Niki Arinze, WF
J26 Archie Miller, ST
F2 Robert O'Kelley, WF
F9 Dion Glover, GT
F16 Kenny Inge, ST
F23 Robert O'Kelley, WF
M8 Elton Brand, DU

1998-99
N22 Tony Akins, GT
N29 Chris Williams, VA
D7 Adam Harrington, ST
D14 Tony Akins, GT
D21 Darius Songaila, WF
D28 Chris Williams, VA
J4 Darius Songaila, WF
J11 Corey Maggette, DU
J18 Chris Williams, VA
J25 Will Solomon, CU
F1 Chris Williams, VA
F8 Kris Lang, NC
F15 Craig Dawson, WF
F22 Adam Hall, VA
M1 Corey Maggette, DU

1999-2000
N29 Joseph Forte, NC
D6 Damien Wilkins, ST
D13 Carlos Boozer, DU
D20 Marshall Williams, ST
J3 Carlos Boozer, DU
J10 Roger Mason, VA
J17 Jason Williams, DU
J24 Roger Mason, VA
Tahj Holden, MD
J31 Travis Watson, VA
F7 Jason Williams, DU
F14 Joseph Forte, NC
F21 Travis Watson, VA
F28 Joseph Forte, NC
M5 Joseph Forte, NC

2000-01
N20 Chris Duhon, DU
Maurice Young, VA
N27 Marvin Lewis, GT
D4 Marvin Lewis, GT
D11 Halston Lane, GT
D18 Tony Stockman, CU
D25 Marvin Lewis, GT
J1 Maurice Young, VA
J8 Michael Joiner, FS
J15 Halston Lane, GT
J22 Michael Joiner, FS
J29 Marvin Lewis, GT
F6 Trey Guidry, ST
J.C. Mathis, VA
F13 Halston Lane, GT
F20 Chris Duhon, DU
F27 Chris Duhon, DU
M5 Chris Duhon, DU

2001-02
N26 Josh Powell, ST
D3 Chey Christie, CU
D10 Josh Powell, ST
D17 Jamaal Levy, WF
D24 Elton Brown, VA
J7 Julius Hodge, ST
J14 Anthony Richardson, FS
J21 Ilian Evtimov, ST
J28 Elton Brown, VA
F4 Luke Schenscher, GT
F11 Jawad Williams, NC
Ed Nelson, GT
F18 Ilian Evtimov, ST
F25 B.J. Elder, GT
M3 B.J. Elder, GT

ACC ROOKIES OF THE WEEK

2002-03
D2 Chris Bosh, GT
D9 Chris Bosh, GT
D16 Todd Galloway, FS
J6 J.J. Redick, DU
J13 Chris Bosh, GT
J20 Rashad McCants, NC
J27 Raymond Felton, NC
F3 Chris Bosh, GT
F10 Jarrett Jack, GT
F17 Raymond Felton, NC
F24 Justin Gray, WF
M3 Raymond Felton, NC
M10 Rashad McCants, NC

2003-04
N24 Gary Forbes, VA
D1 Von Wafer, FS
D8 Chris Paul, WF
D15 D.J. Strawberry, MD
D22 Chris Paul, WF
D29 Von Wafer, FS
J4 Chris Paul, WF
J11 Mike Jones, MD
Chris Paul, WF
J18 Luol Deng, DU
J25 J.R. Reynolds, VA
F2 Luol Deng, DU
F9 Luol Deng, DU
F16 Chris Paul, WF
F23 Luol Deng, DU
M1 Luol Deng, DU
M8 Luol Deng, DU

2004-05
N24 Sean Singletary, VA
N29 Marvin Williams, NC
D6 Sean Singletary, VA
Cliff Hammonds, CU
D13 Cliff Hammonds, CU
D20 Marvin Williams, NC
Andrew Brackman, ST
D27 Sean Singletary, VA
J3 Adrian Joseph, VA
J10 Anthony Morrow, GT
J17 DeMarcus Nelson, DU
J24 Cheyenne Moore, CU
J31 Cliff Hammonds, CU
Marvin Williams, NC
F7 Marvin Williams, NC
F14 Sean Singletary, VA
F21 Sean Singletary, VA
M1 Cliff Hammonds, CU
M8 Marvin Williams, NC

2005-06
N21 Tyler Hansbrough, NC
N28 Tyrese Rice, BC
D5 Greg Paulus, DU
Julius Powell, CU
D12 Tyler Hansbrough, NC
D19 Greg Paulus, DU
J2 Shamaine DUs, WF
Tyler Hansbrough, NC
J9 Tyler Hansbrough, NC
J16 Tyler Hansbrough, NC
J23 Tyler Hansbrough, NC
J30 A.D. Vassallo, VT
F6 A.D. Vassallo, VT
F13 Tyler Hansbrough, NC
F20 Tyler Hansbrough, NC
F27 Tyler Hansbrough, NC
M6 Tyler Hansbrough, NC

2006-07
N13 Ishmael Smith, WF
N20 Brandan Wright, NC
N27 Brandan Wright, NC
D4 Wayne Ellington, NC
D11 Trevor Booker, CU
D18 Brandan Wright, NC
D25 Jon Scheyer, DU
J2 Brandan Wright, NC
J8 Brandan Wright, NC
J15 Javaris Crittenton, GT
J22 Jon Scheyer, DU
Dwayne Collins, UM
J29 Ty Lawson, NC
F5 Brandon Costner, ST
F12 Brandan Wright, NC
Javaris Crittenton, GT
F19 Greivis Vasquez, MD
F26 Jon Scheyer, DU
M5 Javaris Crittenton, GT

2007-08
N12 Jeff Allen, VT
N19 J.J. Hickson, ST
N26 Kyle Singler, DU
D3 Kyle Singler, DU
D10 Corey Raji, BC
D17 Jeff Teague, WF
D24 Terrence Oglesby, CU
D31 J.J. Hickson, ST
J7 Kyle Singler, DU
J14 Jeff Allen, VT
J21 James Johnson, WF
J28 J.J. Hickson, ST
F4 Jeff Teague, WF
F11 Kyle Singler, DU
F18 Jeff Teague, WF
F25 Maurice Miller, GT
M3 Terrence Oglesby, CU
M10 Jeff Teague, WF

2008-09
N17 Sylven Landesberg, VA
N24 Sylven Landesberg, VA
D1 Al-Farouq Aminu, WF
D8 Iman Shumpert, GT
D15 Chris Singleton, FS
D22 Sylven Landesberg, VA
D29 Sylven Landesberg, VA
J5 Al-Farouq Aminu, WF
J12 Sylven Landesberg, VA
J19 Al-Farouq Aminu, WF
J26 Reggie Jackson, BC
F2 Al-Farouq Aminu, WF
F9 Solomon Alabi, FS
F16 Sylven Landesberg, VA
F23 Elliot Williams, DU
M2 Solomon Alabi, FS

2009-10
N16 Durand Scott, UM
N23 Derrick Favors, GT
N30 C.J. Harris, WF
D7 C.J. Harris, WF
Mfon Udofia, GT
D14 Ari Stewart, WF
D21 C.J. Harris, WF
D28 Durand Scott, UM
J4 C.J. Harris, WF
J11 Durand Scott, UM
J18 Scott Wood, ST
J25 Derrick Favors, GT
F1 Jordan Williams, MD
F8 Derrick Favors, GT
F15 Michael Snaer, FS
F22 Derrick Favors, GT
M1 Jordan Williams, MD
M8 Durand Scott, UM

2010-11
N15 Kyrie Irving, DU
C.J. Leslie, ST
N22 Travis McKie, WF
N29 Kyrie Irving, DU
D6 Kyrie Irving, DU
D13 Ryan Harrow, ST
D20 KT Harrell, VA
D27 C.J. Leslie, ST
J3 Travis McKie, WF
J10 C.J. Leslie, ST
J17 Travis McKie, WF
J24 Reggie Bullock, NC
J31 Harrison Barnes, NC
F7 Harrison Barnes, NC
Kendall Marshall, NC
F14 Kendall Marshall, NC
F21 Terrell Stoglin, MD
F28 Terrell Stoglin, MD
M7 Harrison Barnes, NC
Kendall Marshall, NC

2011-12
N14 Austin Rivers, DU
N21 Chase Fischer, WF
N28 Austin Rivers, DU
D5 Shane Larkin, UM
D12 Austin Rivers, DU
D19 Lonnie Jackson, BC
D26 Quinn Cook, DU
J2 Quinn Cook, DU
J9 Alex Len, MD
J16 Dennis Clifford, BC
J23 Austin Rivers, DU
J30 Austin Rivers, DU
F6 Austin Rivers, DU
F13 Austin Rivers, DU
F20 Ryan Anderson, BC
F27 Austin Rivers, DU
M4 Austin Rivers, DU

2012-13
N12 Rodney Purvis, ST
N19 T.J. Warren, ST
N26 Marcus Georges-Hunt, GT
D3 Rasheed Sulaimon, DU
D10 Marcus Georges-Hunt, GT
D17 T.J. Warren, ST
D24 Olivier Hanlan, BC
Aaron Thomas, FS
D31 Charles Mitchell, MD
J7 Joe Rahon, BC
J14 Olivier Hanlan, BC
J21 Olivier Hanlan, BC
J28 Devin Thomas, WF
F4 Joe Rahon, BC
F11 Justin Anderson, VA
F18 Seth Allen, MD
F25 Rasheed Sulaimon, DU
M4 Robert Carter, Jr., GT
M11 Olivier Hanlan, BC

2013-14
N11 Jabari Parker, DU
N18 Jabari Parker, DU
N25 Jabari Parker, DU
D2 Tyler Ennis, SU
D9 Kennedy Meeks, NC
D16 Roddy Peters, MD
D23 Jabari Parker, DU
D30 Tyler Ennis, SU
J6 Steve Vasturia, ND
J13 Jaron Blossomgame, CU
J20 Tyler Ennis, SU
J27 Jabari Parker, DU
F3 Jabari Parker, DU
Tyler Ennis, SU
F10 Jabari Parker, DU
F17 Jabari Parker, DU
F24 Jabari Parker, DU
M3 Tyler Ennis, SU
M10 Jabari Parker, DU

2014-15
N17 Jahlil Okafor, DU
N24 Jahlil Okafor, DU
N31 Jahlil Okafor, DU
D8 Tyus Jones, DU
D15 Caleb Martin, ST
D22 Jahlil Okafor, DU
D29 Justin Bibbs, VT
J5 Jahlil Okafor, DU
J12 Jahlil Okafor, DU
J19 Jahlil Okafor, DU
J26 Tyus Jones, DU
Xavier Rathan-Mayes, FS
F2 Jahlil Okafor, DU
F9 Justise Winslow, DU
F16 Dinos Mitoglou, WF
F23 Tyus Jones, DU
M2 Xavier Rathan-Mayes, FS
M9 Tyus Jones, DU

2015-16
N16 Dwayne Bacon, FS
N23 Malik Beasley, FS
N30 Tyler Lydon, SU
D7 Brandon Ingram, DU
D14 Kerry Blackshear, VT
D21 Dwayne Bacon, FS
D28 Dwayne Bacon, FS
J4 Brandon Ingram, DU
J11 Brandon Ingram, DU
J18 Malik Beasley, FS
J25 Malachi Richardson, SU
F1 Dwayne Bacon, FS
F8 Luke Kennard, DU
F15 Brandon Ingram, DU
F22 Bryant Crawford, WF
F29 Dwayne Bacon, FS
M7 Malik Beasley, FS

2016-17
N14 Frank Jackson, DU
N21 Jonathan Isaac, FS
N28 Josh Okogie, GT
D5 Bruce Brown, UM
D12 Jayson Tatum, DU
D19 Dennis Smith Jr., ST
D26 Ky Bowman, BC
J2 Ky Bowman, BC
Josh Okogie, GT
J9 Dennis Smith Jr., ST
J16 Josh Okogie, GT
J23 Jonathan Isaac, FS
J30 Josh Okogie, GT
F6 Dennis Smith Jr., ST
F13 Jayson Tatum, DU
F20 Jayson Tatum, DU
F27 Bruce Brown, UM

2017-18
N13 Marvin Bagley III, DU
N20 Wendell Carter Jr., DU
N27 Marvin Bagley III, DU
D4 Marvin Bagley III, DU
D11 Lonnie Walker IV, UM
D18 Oshae Brissett, SU
D25 Wendell Carter Jr., DU
J2 Marvin Bagley III, DU
J8 Chris Lykes, UM
J15 Marvin Bagley III, DU
J22 Gary Trent Jr., DU
J29 Marvin Bagley III, DU
Lonnie Walker IV, UM
F5 Lonnie Walker IV, UM
Gary Trent Jr., DU
F12 Jordan Nwora, UL
F19 Oshae Brissett, SU
De'Andre Hunter, VA
F26 Wendell Carter Jr., DU
M5 Marvin Bagley III, DU

2018-19
N12 Zion Williamson, DU
N19 Jalen Carey, SU
N26 Coby White, NC
D3 RJ Barrett, DU
D10 RJ Barrett, DU
D17 Wynston Tabbs, BC
D23 Tre Jones, DU
D31 Trey McGowens, UP
J7 Zion Williamson, DU
J14 Trey McGowens, UP
J21 Zion Williamson, DU
J28 Coby White, NC
J28 RJ Barrett, DU
F4 Zion Williamson, DU
F11 Coby White, NC
F18 Zion Williamson, DU
F25 RJ Barrett, DU
M4 Coby White, NC
M11 Coby White, NC

2019-20
N11 Cole Anthony, NC
N18 Landers Nolley II, VT
N25 Vernon Carey Jr.,DU
D2 Landers Nolley II, VT
D9 Vernon Carey Jr., DU
D16 Landers Nolley II, VT
D23 Vernon Carey Jr., DU
D30 Landers Nolley II, VT
J6 Matthew Hurt, DU
J13 Landers Nolley II, VT
J20 David Johnson, UL
J27 Justin Champagnie, UP
F3 Vernon Carey Jr., DU
F10 Justin Champagnie, UP
F17 Isaiah Wong, UM
F24 Isaiah Wong, UM
M2 Cole Anthony, NC
M9 Vernon Carey Jr., DU

2020-21
N30 Jalen Johnson, DU
D7 Dre Davis, UL
D14 Scottie Barnes, FS
D21 DJ Steward, DU
D28 Shakeel Moore, ST
J4 Day'Ron Sharpe, NC
J11 DJ Steward, DU
J18 RJ Davis, NC
J25 Caleb Love, NC
F1 Jalen Johnson, DU
F8 Caleb Love, NC
F15 Scottie Barnes, FS
F22 Kerwin Walton, NC
M1 Walker Kessler, NC
Jae'Lyn Withers, UL
M8 Dereon Seabron, ST

2021-22
N15 Paolo Banchero, DU
N22 AJ Griffin, DU
N29 Paolo Banchero, DU
D6 Terquavion Smith, ST
D13 Terquavion Smith, ST
Blake Wesley, ND
D20 Trevor Keels, DU
D27 Paolo Banchero, DU
J3 Matthew Cleveland, FS
J10 Blake Wesley, ND
J17 Paolo Banchero, DU
J24 Paolo Banchero, DU
Blake Wesley, ND
J31 Paolo Banchero, DU
F7 AJ Griffin, DU
F14 Trevor Keels, DU
F21 Terquavion Smith, ST
F28 Matthew Cleveland, FS
M7 Terquavion Smith, ST

SEVEN FROM ACC SELECTED IN 2022 NBA DRAFT

Highlighted by six first-round picks, seven ACC student-athletes were selected in the 2022 NBA Draft. The ACC's six first-round selections were the most of any conference

The ACC is the only conference to have had at least three first-round picks in each of the past 14 NBA Drafts (2009-2022).

Over the last nine drafts (2014-22), the ACC leads all conferences with 57 first-round selections. The SEC is second with 48, followed by the Pac-12 (38), Big Ten (25), Big 12 (23) and the Big East (10).

The ACC extended its streak of having at least one first-round selection to 34 consecutive years, dating to the 1989 draft.

Since 2006, the ACC has accounted for 19.2% (102 of 531) of all college players selected in the first round.

With one lottery pick in 2022, the ACC now has had 32 top 14 selections over the last 13 years and since 1996 leads all conferences with 57 lottery selections. The SEC is second with 52, followed by the Big 12 (46), Pac-12 (43), Big East (37) and and Big Ten (27).

The ACC's draft success has been spread across the league: The ACC has had at least five different schools with a selection in 12 of the last 14 drafts.

ACC PLAYERS IN 2022 NBA DRAFT

1/1, Paolo Banchero (Duke) ..... Orlando
1/15, Mark Williams (Duke) ..... Charlotte
1/16, AJ Griffin (Duke) ..... Atlanta
1/19, Jake LaRavia (Wake Forest) ..... Minnesota
traded to Memphis
1/25, Blake Wesley (Notre Dame) .... San Antonio
1/26, Wendell Moore Jr. (Duke) ..... Houston
traded to Minnesota
2/42, Trevor Keels (Duke) ..... New York

NBA DRAFT SELECTIONS BY ACC SCHOOL, 1949-2022

School	Overall	1st Round	Last First Round Selection	Year
North Carolina	117	54	Day'Ron Sharpe	2021
Duke	107	53	Banchero/Williams/Griffin/Moore Jr.	2022
Louisville	77	25	Donovan Mitchell	2017
Syracuse	71	24	Tyler Lydon	2017
NC State	66	16	Dennis Smith	2017
Notre Dame	64	21	Blake Wesley	2022
Florida State	51	16	Scottie Barnes	2021
Georgia Tech	45	19	Josh Okogie	2018
Virginia	42	11	Trey Murphy III	2021
Wake Forest	41	15	Jake LaRavia	2022
Boston College	34	10	Jerome Robinson	2018
Clemson	28	7	Trevor Booker	2010
Pitt	28	5	Steven Adams	2013
Virginia Tech	27	2	Nickeil Alexander-Walker	2019
Miami	23	5	Lonnie Walker IV	2018
Former members				
Maryland (1954-2014)	59	18	Alex Len	2013
South Carolina (1954-71)	15	3	John Roche	1971

*member of ACC from 1953 to 1971

ACC LEADS IN NBA DRAFT PICKS LAST 14 YEARS

Over the last 14 years (2009-22), the ACC has produced 82 first-round selections in the annual NBA draft – 19 more than any other conference.

Since 2009, the ACC leads all conferences with 130 NBA draft picks – 18 more than any other league.

Since 1986, the ACC has produced 169 first-round selections in the annual NBA draft – 51 more than the second-highest conference.

FIRST ROUND SELECTIONS (2009-22)

Year	ACC	SEC	Pac 12	Big 12	Big Ten	Big East
2009	7	0	6	2	1	4
2010	5	5	1	7	1	4
2011	5	2	3	6	1	3
2012	6	8	3	3	2	5
2013	4	3	3	1	4	4
2014	5	2	6	3	5	1
2015	7	6	4	2	3	0
2016	4	5	4	2	2	2
2017	10	3	6	2	3	2
2018	6	5	3	3	4	3
2019	10	6	2	2	2	0
2020	3	6	6	3	1	1
2021	4	7	4	3	1	1
2022	6	5	3	3	4	0
	82	**63**	**54**	**42**	**34**	**30**

OVERALL SELECTIONS (2009-22)

	ACC	SEC	Pac 12	Big 12	Big Ten	Big East
2009	9	4	4	9	2	9
2010	9	19	8	2	1	11
2011	7	7	8	6	5	3
2012	8	9	12	3	4	8
2013	8	4	5	7	5	6
2014	9	3	6	9	7	2
2015	12	2	10	7	5	2
2016	9	6	5	6	6	4
2017	14	4	14	6	4	3
2018	10	7	7	6	8	5
2019	13	12	6	4	6	1
2020	8	12	10	4	4	2
2021	7	12	4	7	7	4
2022	7	8	6	4	9	1
	130	**112**	**105**	**80**	**73**	**61**

TOP OF THE CLASS

Following Paolo Banchero's selction as the NBA's No. 1 draft pick in 2022, the ACC leads all conferences with 12 No. 1 overall picks in the annual NBA Draft.

Duke's Art Heyman was the ACC's first No. 1 overall selection in 1963.

Six ACC schools have had at least one No. 1 overall selection. Duke leads all ACC schools with five No. 1 picks. North Carolina has had two No. 1 overall picks while NC State, Virginia and Wake Forest one each. Maryland had two No. 1 selections during its time in the ACC.

ACC NO. 1 OVERALL NBA DRAFT SELECTIONS

1963 Art Heyman, Duke ..... Knicks
1975 David Thompson, NC State ..... Lakers
1976 John Lucas, Maryland ..... Rockets
1982 James Worthy, North Carolina ..... Lakers
1983 Ralph Sampson, Virginia ..... Rockets
1986 Brad Daugherty, North Carolina ..... Cavaliers
1995 Joe Smith, Maryland ..... Warriors
1997 Tim Duncan, Wake Forest ..... Spurs
1999 Elton Brand, Duke ..... Bulls
2011 Kyrie Irving, Duke ..... Cavaliers
2019 Zion Williamson, Duke ..... Pelicans
2022 Paolo Banchero, Duke ..... Magic

NO. 1 OVERALL SELECTIONS BY CONFERENCE

Atlantic Coast 12
Big Ten 10
Pac-12 4
SEC 4
Southern 3
Big East 3
Big 12 3
Big West 2
Mountain West 2
Big 8 2
Colonial 1
Conference USA 1
Metro 1
Mountain States 1
Southwest 1
Independents 10

The following is a listing of players from ACC schools that have been selected in the annual NBA college basketball draft. No ACC players were selected in the NBA's first two drafts of 1947 and 1948. SThe listing includes only those players from schools that were ACC members at the time of the draft, including four players who were drafted twice. South Carolina and Maryland selections are included until their departures from the ACC.

LEGEND: Atl/Atlanta; Blt/Baltimore; Bos/Boston; Buf/Buffalo; Cha/Charlotte Hornets; ChB/Charlotte Bobcats; Chi/Chicago; Cin/Cincinnati; Cle/Cleveland; Dal/Dallas; Den/Denver; Det/Detroit; FtW/Ft. Wayne; GS/Golden State; Hou/Houston; Ind/Indiana; KC/Kansas City; LAL/Los Angeles; LAC/Los Angeles Clippers; Mia/Miami; Mil/ Milwaukee; Mina/Minneapolis Lakers; Minn/Minnesota T-Wolves; NJ/New Jersey; NO/New Orleans Jazz; NOH/New Orleans Hornets; NY/New York Knicks; Orl/Orlando; Phl/Philadelphia; Phx/Phoenix; Por/Portland; Roc/Rochester; Sac/Sacramento; SA/San Antonio; SD/San Diego; SF/San Francisco; StL/St. Louis; Sea/Seattle; Syr/Syracuse; Tor/Toronto; Uth/Utah; Van/Vancouver; Wsh/Washington

1954 (4)

Gene Shue, Md.	1/3	Phl
Mel Thompson, NCS	4/31	FtW
Rudy D'Emillo, Duke	5/39	Phl
Bernie Janicki, Duke	7/58	FtW

1955 (3)

Dickie Hemric, WF	1/10	Bos
Buzzy Wilkinson, UVa	3/18	Bos
Cliff Dwyer, NCS	4/90	Syr

1956 (6)

Ronnie Shavlik, NCS	1/4	NY
Vic Molodet, NCS	1/15	Bos
Bob Kessler, Md.	2/19	FtW
Ronnie Mayer, Duke	4/43	NY
Joe Belmont, Duke	5/50	Phl
Junior Morgan, Duke	7/73	StL

1957 (6)

Lennie Rosenbluth, UNC	1/6	Phl
Bob McCoy, USC	2/10	Det
Grady Wallace, USC	5/40	Bos
John Maglio, NCS	6/41	Cin
Cliff Hafer, NCS	11/76	Cin
Bob Seitz, NCS	12/80	StL

1958 (8)

Pete Brennan, UNC	1/4	NY
Joe Quigg, UNC	2/11	NY
John Nacincik, Md.	3/21	Syr
Tommy Kearns, UNC	4/29	Syr
Bucky Allen, Duke	6/44	Phl
Ed Brinkley, Clem.	8/56	Mina
Nick Davis, Md.	9/67	Phl
Jim Newcome, Duke	14/84	Cin

1959 (3)

John Richter, NCS	1/6	Bos
Herb Busch, UVa	5/36	NY
Lou Pucillo, NCS	9/65	StL

1960 (7)

Lee Shaffer, UNC	1/5	Syr
Al Bunge, Md.	1/7	Phl
Dave Budd, WF	2/10	NY
Charley McNeil, Md.	5/35	NY
Doug Moe, UNC	7/52	Det
Jerry Bechtle, Md.	15/91	NY
George Krajack, Clem.	18/97	NY

1961 (8)

York Larese, UNC	2/20	Chi
Doug Moe, UNC	2/22	Chi
Doug Kistler, Duke	3/26	Det
Bob DiStefano, NCS	5/49	Bos
Bob McDonald, Md.	6/57	StL
Charley McNeil, Md.	7/65	Phl
Howard Hurt, Duke	1195	LAL
Dick Kepley, UNC	11/98	StL

1962 (6)

Len Chappell, WF	1/4	Syr
Lindbergh Moody, USC	5/38	Det
Art Whisnant, USC	5/42	LAL
Jim Hudock, UNC	6/50	Phl
Ken McComb, UNC	10/84	Phl
Donnie Walsh, UNC	11/89	Phl

1963 (5)

Art Heyman, Duke	**1/1**	**NY**
Jerry Greenspan, Md.	3/24	Syr
Bob Woolard, WF	7/54	NY
Larry Brown, UNC	7/55	Blt
Ken Rohloff, NCS	7/59	StL

1964 (3)

Jeff Mullins, Duke	1/5	StL
Jay Buckley, Duke	8/66	LAL
Jim Brennan, Clem.	9/73	Phl

1965 (4)

Billy Cunningham, UNC	1/5	Phl
Ronnie Watts, WF	2/17	Bos
Hack Tison, Duke	6/53	Bos
Jim Fox, USC	8/67	Cin

1966 (5)

Jack Marin, Duke	1/5	Blt
Steve Vacendak, Duke	4/33	SF
Jerry Ward, Md.	7/67	Bos
Bob Bennett, UNC	13/101	NY
Paul Long, WF	15/106	StL

1967 (15)

Randy Mahaffey, Clem.	2/16	LAL
Gary Gregor, USC	3/24	NY
Bob Verga, Duke	3/25	StL
Al Salvadori, USC	4/32	Blt
Bob Lewis, UNC	4/39	SF
Paul Long, WF	5/45	Det
Bob Reidy, Duke	6/56	Blt
Jim Connelley, UVa	8/89	Phl
Jay McMillan, Md.	9/94	LAL
Eddie Biedenbach, NCS	9/96	StL
Jim Boshart, WF	10/104	Chi
Mark Merkin, UNC	11/117	NY
Joe Harrington, Md.	11/120	Bos
Lyn Burkholder, USC	13/134	Blt
Jim Sutherland, Clem.	14/147	Sea

1968 (9)

Gary Gregor, USC	1/8	Phx
Skip Harlicka, USC	1/13	Atl
Jack Thompson, USC	3/33	Blt
Eddie Biedenbach, NCS	4/45	LAL
Larry Miller, UNC	5/62	Phl
Mike Lewis, Duke	7/88	Bos
Joe Kennedy, Duke	10/122	Sea
Frank Standrad, USC	13/169	Atl
Bobby Lewis, UNC	14/172	SD

1969 (7)

Bill Bunting, UNC	2/26	NY
Dick Grubar, UNC	6/83	LAL
Steve Vandeberg, Duke	7/89	Det
Fred Lind, Duke	11/142	Phx
Rusty Clark, UNC	11/145	Det
Norm Carmichael, UVa	15/193	Atl
Chip Case, UVa	18/211	Blt

1970 (6)

Chip Case, UVa	3/43	Buf
Vann Williford, NCS	3/48	Phx
Charlie Scott, UNC	7/106	Bos
Will Hetzel, Md.	9/151	Blt
Rick Anheuser, NCS	11/172	Det
Dick Walker, WF	11/177	Buf

1971 (10)

John Roche, USC	1/14	Phx
Tom Owens, USC	4/58	SD
Randy Denton, Duke	4/61	Bos
Lee Dedmon, UNC	5/81	LAL
Gil McGregor, WF	6/89	Cin
Charlie Davis, WF	8/120	Cle
Rick Katherman, Duke	8/126	SD
John Ribock, USC	8/129	Bos
Barry Yates, Md.	8/131	Phl
Larry Saunders, Duke	11/177	Det

1972 (9)

Bob McAdoo, UNC	1/2	Buf
Dennis Wuycik, UNC	2/27	Bos
Bill Chamberlain, UNC	3/43	GS
Steve Previs, UNC	7/111	Bos
Scott McCandlish, UVa	9/130	Por
Frank DeWitt, UVa	12/167	Buf
Kim Huband, UNC	13/176	Buf
Greg Corson, UNC	14/182	Buf
Rich Habegger, WF	15/188	Por

1973 (10)

Barry Parkhill, UVa	1/15	Por
Gary Melchionni, Duke	2/33	Phx
Jim O'Brien, Md.	3/37	Por
George Karl, UNC	4/66	NY
Joe Cafferty, NCS	6/103	Bos
Bob Bodell, Md.	10/155	Sea
Eddie Payne, WF	11/167	Por
Rick Holdt, NCS	12/177	Por
Howard White, Md.	14/192	Wsh
Don Johnson, UNC	18/207	Buf

1974 (7)

Tom Burleson, NCS	1/3	Sea
Bobby Jones, UNC	1/5	Hou
Tom McMillen, Md.	1/9	Buf
Len Elmore, Md.	1/13	Wsh
Darrell Elston, UNC	3/43	Atl
Tony Byers, WF	5/81	Buf
John O'Donnell, UNC	10/174	NY

1975 (10)

David Thompson, NCS	**1/1**	**Atl**
Tom Roy, Md.	3/42	Por
Gus Gerard, UVa	3/50	Por
Monte Towe, NCS	4/57	Atl
Bob Fleischer, Duke	4/70	Buf
Donald Washington, NC	5/80	NY
Ed Stahl, UNC	5/85	KC
Wayne Croft, Clem.	7/121	KC
Owen Brown, Md.	9/147	Phx
Mo Rivers, NCS	10/168	NY

1976 (7)

John Lucas, Md.	**1/1**	**Hou**
Wally Walker, UVa	1/5	Por
Mitch Kupchak, UNC	1/13	Wsh
Mo Howard, Md.	2/32	Cle
Willie Hodge, Duke	5/71	KC
Phil Spence, NCS	6/92	Mil
Daryl Peterson, WF	6/98	Sea

1977 (13)

Walter Davis, UNC	1/5	Phx
Kenny Carr, NCS	1/6	LAL
Tom LaGarde, UNC	1/9	Den
Tate Armstrong, Duke	1/13	Chi
Wayne Rollins, Clem.	1/14	Atl
Brad Davis, Md.	1/15	LAL
Steve Shepard, Md.	2/30	Chi
John Kuester, UNC	3/53	KC
Skip Brown, WF	3/56	Bos
Jerry Schellenberg, WF	3/61	Wsh
Billy Langloh, UVa	5/100	Bos
Mark Crow, Duke	6/111	NJ
Bruce Buckley, UNC	6/125	SA

1978 (8)

Phil Ford, UNC	1/2	KC
Rod Griffin, WF	1/17	Den
Marc Iavaroni, UVa	3/55	NY
Geoff Crompton, UNC	4/70	KC
Leroy McDonald, WF	4/76	Buf
Stan Rome, Clem.	4/78	Cle
Larry Boston, Md.	4/81	Wsh
Tom Zaligaris, UNC	8/164	Mil

1979 (8)

Dudley Bradley, UNC	1/13	Ind
Jim Spanarkel, Duke	1/16	Phl
Larry Gibson, Md.	3/52	Mil
Tiny Pinder, NCS	5/101	Atl
Bob Bender, Duke	6/119	SD
Steve Castellan, UVa	7/130	Bos
Glenn Sudhop, NCS	8/149	Bos
Tony Warren, NCS	8/153	Chi

1980 (10)

Mike O'Koren, UNC	1/6	NJ
Mike Gminski, Duke	1/7	NJ
Hawkeye Whitney, NCS	1/16	KC
Billy Williams, Clem.	2/43	Hou
Clyde Austin, NCS	2/44	Phl
John Virgil, UNC	3/49	GS
John Campbell, Clem.	3/59	Phx
Rich Yonakor, UNC	3/61	SA
Jeff Wolf, UNC	4/86	Mil
Dave Colescott, UNC	7/140	Uth

1981 (17)

Buck Williams, Md.	1/3	NJ
Al Wood, UNC	1/4	Atl
Albert King, Md.	1/10	NJ
Frank Johnson, WF	1/11	Wsh
Jeff Lamp, UVa	1/15	Por
Larry Nance, Clem.	1/20	Phx
Gene Banks, Duke	2/28	SA
Ernest Graham, Md.	3/68	Phl
Lee Raker, UVa	4/77	SD
Kenny Dennard, Duke	4/78	KC
Pete Budko, UNC	5/93	Dal
Craig Watts, NCS	5/111	LAL
Mike Pepper, UNC	6/123	SD
Greg Manning, Md.	7/147	Den
Lewis Lattimore, UVa	7/159	Mil
Art Jones, NCS	9/190	SD
Kenny Matthews, NCS	10/222	Bos

1982 (13)

James Worthy, UNC	**1/1**	**LAL**
Brook Steppe, GT	1/17	KC
Vince Taylor, Duke	2/34	NY
Guy Morgan, WF	2/40	Ind
Jim Johnstone, WF	3/51	KC
Jimmy Black, UNC	3/59	NJ
Charles Pittman, Md.	3/61	Phx
Chuck Nevitt, NCS	3/63	Hou
Jeff Jones, UVa	4/77	Ind
Chris Brust, UNC	6/131	Den
Horace Wyatt, Clem.	7/148	Atl
Jeb Barlow, UNC	7/153	Den
Mike Helms, WF	7/154	Hou

1983 (10)

Ralph Sampson, UVa	**1/1**	**Hou**
Thurl Bailey, NCS	1/7	Uth
Sidney Lowe, NCS	2/25	Chi
Derek Whittenburg, NCS	3/51	Phx
Craig Robinson, UVa	3/68	Bos
Jimmy Braddock, UNC	5/107	Den
Fred Gilliam, Clem.	6/122	Uth
Alvis Rogers, WF	6/130	KC
George Thomas, GT	8/173	Atl
Tom Emma, Duke	10/210	Chi

1984 (13)

Michael Jordan, UNC	1/3	Chi
Sam Perkins, UNC	1/4	Dal
Othell Wilson, UVa	2/35	GS
Ben Coleman, Md.	2/37	Chi
Danny Young, WF	2/39	Sea
Anthony Teachey, WF	2/40	Dal
Murray Jarman, Clem.	3/59	Phx
Rick Carlisle, UVa	3/70	Bos
Matt Doherty, UNC	6/119	Cle
Herman Veal, Md.	6/128	Phx
Kenton Edelin, UVa	7/140	Ind
Mark Fothergill, Md.	8/174	Phx
Cecil Exum, UNC	9/194	Den

1985 (12)

Kenny Green, WF	1/12	Wsh
Yvon Joseph, GT	2/36	NJ
Lorenzo Charles, NCS	2/41	Atl
Adrian Branch, Md.	2/46	Chi
Vince Hamilton, Clem.	4/72	Ind
Delaney Rudd, WF	4/83	Uth
Spud Webb, NCS	4/87	Det
Cozell McQueen, NCS	4/91	Mil
Dan Meagher, Duke	6/126	Chi
Jimmy Miller, UVa	6/129	Uth
Buzz Peterson, UNC	7/147	Cle
Jeff Adkins, Md.	7/149	Chi

NBA DRAFT BY YEAR

1986 (14)

Brad Daugherty, UNC	**•1/1**	**Cle**
Len Bias, Md.	•1/2	Bos
Chris Washburn, NCS	•1/3	GS
Johnny Dawkins, Duke	1/10	SA
John Salley, GT	1/11	Det
Mark Alarie, Duke	1/18	Den
Mark Price, GT	2/25	Dal
Nate McMillan, NCS	2/30	Sea
Panagiotis Fasoulas, NCS	2/37	Por
David Henderson, Duke	3/58	Wsh
Warren Martin, UNC	4/73	Cle
Steve Hale, UNC	4/81	NJ
Jay Bilas, Duke	5/108	Dal
Glen McCants, Clem.	7/145	Sea

1987 (14)

Kenny Smith, UNC	•1/6	Sac
Olden Polynice, UVa	1/8	Chi
Horace Grant, Clem.	1/10	Chi
Tyrone Bogues, WF	1/12	Wsh
Joe Wolf, UNC	1/13	LAC
Andrew Kennedy, UVa	2/43	Phl
Bruce Dalrymple, GT	2/46	Phx
Tommy Amaker, Duke	3/55	Sea
Tom Sheehey, UVa	4/70	Bos
Bennie Bolton, NCS	4/83	Uth
Dave Popson, UNC	4/88	Det
Michael Tait, Clem.	5/101	Sea
Martin Nessley, Duke	6/116	LAC
Curtis Hunter, UNC	7/156	Den

1988 (4)

Vinny Del Negro, NCS	2/29	Sac
Charles Shackleford, NCS	2/32	NJ
Derrick Lewis, Md.	3/62	Chi
Craig Neal, GT	3/71	Por

1989 (4)

Danny Ferry, Duke	•1/2	LAC
J.R. Reid, UNC	•1/5	Cha
Tom Hammonds, GT	•1/9	Wsh
Chucky Brown, NCS	2/43	Cle

1990 (7)

Dennis Scott, GT	•1/4	Orl
Jerrod Mustaf, Md.	1/17	NY
Alaa Abdelnaby, Duke	1/25	Por
Elden Campbell, Clem.	1/27	LAL
Brian Oliver, GT	2/32	Phl
Tony Massenburg, Md.	2/43	SA
Phil Henderson, Duke	2/49	Dal

1991 (6)

Kenny Anderson, GT	•1/2	NJ
Dale Davis, Clem.	1/13	Ind
Rick Fox, UNC	1/24	Bos
Pete Chilcutt, UNC	1/27	Sac
Rodney Monroe, NCS	2/30	Atl
Chris Corchiani, NCS	2/36	Orl

1992 (9)

Christian Laettner, Duke	•1/3	Minn
Tom Gugliotta, NCS	•1/6	Wsh
Walt Williams, Md.	•1/7	Sac
Bryant Stith, UVa	1/13	Den
Hubert Davis, UNC	1/20	NY
Jon Barry, GT	1/21	Bos
Matt Geiger, GT	2/42	Mia
Chris King, WF	2/45	Sea
Brian Davis, Duke	2/48	Phx

1993 (10)

Bobby Hurley, Duke	•1/7	Sac
Rodney Rogers, WF	•1/9	Den
George Lynch, UNC	1/12	LAL
Douglas Edwards, FSU	1/15	Atl
Sam Cassell, FSU	1/24	Atl
Malcolm Mackey, GT	1/27	Phx
Evers Burns, Md.	2/31	Sac
Thomas Hill, Duke	2/39	Ind
Chris Whitney, Clem.	2/47	SA
Kevin Thompson, NCS	2/48	Por

1994 (5)

Grant Hill, Duke	•1/3	Det
Sharone Wright, Clem.	•1/6	Phil
Eric Montross, UNC	•1/9	Bos
Charlie Ward, FSU	1/26	NY
Antonio Lang, Duke	2/29	Phx

1995 (10)

Joe Smith, Md.	**•1/1**	**GS**
Jerry Stackhouse, UNC	•1/3	Phl
Rasheed Wallace, UNC	•1/4	Wsh
Cherokee Parks, Duke	•1/12	Dal
Bob Sura, FSU	1/17	Cle
Randolph Childress, WF	1/19	Det
Travis Best, GT	1/23	Ind
Cory Alexander, UVa	1/29	SA
Junior Burrough, UVa	2/33	Bos
Erik Meek, Duke	2/41	Hou

1996 (4)

Stephon Marbury, GT	•1/4	Mil
Todd Fuller, NCS	•1/11	GS
Jeff McInnis, UNC	2/37	Den
Drew Barry, GT	2/57	Sea

1997 (5)

Tim Duncan, WF	**•1/1**	**SA**
Keith Booth, Md.	1/28	Chi
Serge Zwikker, UNC	2/29	Hou
James Collins, FSU	2/36	Phl
Eddie Elisma, GT	2/40	Sea

1998 (6)

Antawn Jamison, UNC	•1/4	Tor
Vince Carter, UNC	•1/5	GS
Matt Harpring, GT	1/15	Orl
Roshown McLeod, Duke	1/20	Atl
Shammond Williams, UNC	2/34	Chi
Greg Buckner, Clem.	2/53	Dal

1999 (8)

Elton Brand, Duke	**•1/1**	**Chi**
Steve Francis, Md.	•1/2	Van
Trajan Langdon, Duke	•1/11	Cle
Corey Maggette, Duke	•1/13	Sea
William Avery, Duke	1/14	Minn
Dion Glover, GT	1/20	Atl
Obinna Ekezie, Md.	2/37	Van
Laron Profit, Md.	2/38	Orl

2000 (2)

Jason Collier, GT	1/15	Mil
Chris Carrawell, Duke	2/41	SA

2001 (6)

Shane Battier, Duke	•1/6	Van
Brendan Haywood, UNC	1/20	Cle
Joseph Forte, UNC	1/21	Bos
Will Solomon, Clem.	2/32	Van
Terence Morris, Md.	2/33	Atl
Alvin Jones, GT	2/56	Phl

2002 (8)

Jason Williams, Duke	•1/2	Chi
Mike Dunleavy, Duke	•1/3	GS
Chris Wilcox, Md.	•1/8	LAC
Juan Dixon, Md.	1/17	Wsh
Roger Mason, UVa	2/30	Chi
Carlos Boozer, Duke	2/34	Cle
Lonny Baxter, Md.	2/43	Chi
Darius Songaila, WF	2/49	Bos

2003 (4)

Chris Bosh, GT	•1/4	Tor
Dahntay Jones, Duke	1/20	Bos
Josh Howard, WF	1/29	Dal
Steve Blake, Md.	2/38	Wsh

2004 (3)

Luol Deng, Duke	•1/7	Phx
Chris Duhon, Duke	2/38	Chi
Tim Pickett, FSU	2/44	NOH

2005 (9)

Marvin Williams, UNC	•1/2	Atl
Chris Paul, WF	•1/4	NO
Raymond Felton, UNC	•1/5	ChB
Sean May, UNC	•1/13	ChB
Rashad McCants, UNC	•1/14	Minn
Julius Hodges, NCS	1/20	Den
Jarrett Jack, GT	1/22	Den
Daniel Ewing, Duke	2/39	LAC
Von Wafer, FSU	2/39	LAL

2006 (7)

Shelden Williams, Duke	•1/5	Atl
J.J. Redick, Duke	•1/11	Orl
Cedric Simmons, NCS	1/15	NOH
Craig Smith, BC	2/36	Minn
David Noel, UNC	2/39	Mil
Alexander Johnson, FSU	2/45	Mem
Guillermo Diaz, Miami	2/52	LAC

2007 (9)

Brandan Wright, UNC	•1/8	ChB
Thaddeus Young, GT	•1/12	Phl
Al Thornton, FSU	•1/14	LAC
Sean Williams, BC	1/17	NJ
Javaris Crittenton, GT	1/19	LAL
Jared Dudley, BC	1/22	ChB
Josh McRoberts, Duke	2/37	Por
Reyshawn Terry, UNC	2/44	Orl
D.J. Strawberry, Md.	2/59	Phx

2008 (4)

J.J. Hickson, NCS	1/19	Cle
Sean Singletary, UVa	2/42	KC
James Gist, Md.	2/57	SA
Deron Washington, VT	2/59	Det

2009 (9)

Gerald Henderson, Duke	•1/12	ChB
Tyler Hansbrough, UNC	•1/13	Ind
James Johnson, WF	1/16	Chi
Ty Lawson, UNC	1/18	Minn
Jeff Teague, WF	1/19	Atl
Wayne Ellington, UNC	1/28	Minn
Toney Douglas, FSU	1/29	LAL
Danny Green, UNC	2/46	Cle
Jack McClinton, Miami	2/51	SA

2010 (9)

Derrick Favors, GT	•1/3	NJ
Al-Farouq Aminu, WF	•1/8	LAC
Ed Davis, UNC	•1/13	Tor
Trevor Booker, Clem.	1/23	Minn
Greivis Vasquez, Md.	1/28	Mem
Gani Lawal, GT	2/46	Phx
Solomon Alabi, FSU	2/50	Dal
Ryan Reid, FSU	2/57	Ind
Dwayne Collins, Miami	2/60	Phx

2011 (7)

Kyrie Irving, Duke	**•1/1**	**Cle**
Iman Shumpert, GT	1/17	NY
Chris Singleton, FSU	1/18	Wash
Nolan Smith, Duke	1/19	Port
Reggie Jackson, BC	1/19	Okla
Kyle Singler, Duke	2/33	Det
Jordan Williams, Md.	2/36	NJ

2012 (8)

Harrison Barnes, UNC	•1/7	GS
Austin Rivers, Duke	•1/10	NOH
Kendall Marshall, UNC	•1/13	Phx
John Henson, UNC	•1/14	Mil
Tyler Zeller, UNC	1/17	Dall
Miles Plumlee, Duke	1/26	Ind
Bernard James, FSU	2/33	Cle
Mike Scott, UVa	2/44	Atl

2013 (8)

Alex Len, Md.	•1/5	Phx
Shane Larkin, Miami	1/18	Dall
Mason Plumlee, Duke	1/22	Brk
Reggie Bullock, UNC	1/25	LAC
Glen Rice, Jr., GT	2/35	Phl
Erick Green, VT	2/46	Utah
Ryan Kelly, Duke	2/48	LAL
Lorenzo Brown, NCS	2/52	Minn

2014 (9)

Jabari Parker, Duke	•1/2	Mil
T.J. Warren, NCS	•1/14	Phx
Tyler Ennis, Syr.	1/18	Phx
Rodney Hood, Duke	1/23	Utah
P.J. Hairston, UNC	1/26	Mia
K.J. McDaniels, Clem.	2/32	Phl
Joe Harris, UVa	2/33	Cle
Jerami Grant, Syr.	2/39	Phl
Lamar Patterson, Pitt	2/48	Mil.

2015 (12)

Jahlil Oakfor, Duke	•1/3	Phl
Justise Winslow, Duke	•1/10	Mia
Terry Rozier, Lou.	1/16	Bos
Jerian Grant, ND	1/19	Wash
Justin Anderson, UVa	1/21	Dal
Tyus Jones, Duke	1/24	Cle
Chris McCullough, Syr.	1/29	Brk
Montrezl Harrell, Lou.	2/32	Hou
Rakeem Christmas, Syr.	2/36	Minn
Pat Connaughton, ND	2/41	Brk
Olivier Hanlan, BC	2/42	Utah
J.P. Tokoto, UNC	2/58	Phl

2016 (9)

Brandon Ingram, Duke	•1/2	LAL
Malik Beasley, FSU	1/19	Den
Malachi Richardson, Syr.	1/22	Chl
Brice Johnson, UNC	1/25	LAC
Malcolm Brogdon, UVa	2/36	Mil
Chinanu Onuaku, Lou.	2/37	Hou
Demetrius Jackson, ND	2/45	Bos
Michael Gbinije, Syr.	2/49	Det
Marcus Paige, UNC	2/55	Brk

2017 (14)

Jayson Tatum, Duke	•1/3	Bos
Jonathan Isaac, FSU	•1/6	Orl
Dennis Smith Jr., NCS	•1/9	Dal
Luke Kennard, Duke	•1/12	Det
Donovan Mitchell, Lou.	•1/13	Den
Justin Jackson, UNC	1/16	Port
John Collins, WF	1/19	Atl
Harry Giles, Duke	1/20	Port
Tyler Lydon, Syr.	1/24	Utah
Tony Bradley, UNC	1/28	LAL
Frank Jackson, Duke	2/31	Cha
Davon Reed, Miami	2/32	Phx
Dwayne Bacon, FSU	2/40	NOP
Jaron Blossomgame, Clem.	2/59	SA

2018 (10)

Marvin Bagley III, Duke	•1/2	Sac
Wendell Carter Jr., Duke	•1/7	Chi
Jerome Robinson, BC	•1/13	LAC
Lonnie Walker IV, Miami	1/18	SA
Josh Okogie, GT	1/20	Minn
Grayson Allen, Duke	1/21	Utah
Gary Trent Jr., Duke	2/37	Sac
Bruce Brown, Miami	2/42	Det
Devon Hall, UVa	2/53	OKC
Ray Spalding, Lou.	2/56	Phl

2019 (13)

Zion Williamson, Duke	**•1/1**	**NOP**
RJ Barrett, Duke	•1/3	NY
De'Andre Hunter, UVa	•1/4	LAL
Coby White, UNC	•1/7	Chi
Cam Reddish, Duke	•1/10	Atl
Cameron Johnson, UNC	•1/11	Min
Nickeil Alexander-Walker, VT	1/17	Brk
Ty Jerome, UVa	1/24	Phl
Nassir Little, UNC	1/25	Port
Mfiondu Kabengele, FSU	1/27	Brk
Terance Mann, FSU	2/48	LAC
Kyle Guy, UVa	2/55	NY
Dewan Hernandez, Miami	2/59	Tor

2020 (8)

Patrick Williams, FSU	•1/4	Chi
Devin Vassell, FSU	•1/11	SA
Cole Anthony, UNC	1/15	Orl
Vernon Carey Jr., Duke	2/32	Cha
Elijah Hughes, Syr.	2/39	NOP
Tre Jones, Duke	2/41	SA
Jordan Nwora, Lou.	2/45	Mil
Cassius Stanley, Duke	2/54	Ind

2021 (7)

Scottie Barnes, FSU	•1/4	Tor
Trey Murphy III, UVa	1/17	Mem
Jalen Johnson, Duke	1/20	Atl
Day'Ron Sharpe, UNC	1/29	Phx
David Johnson, Lou.	2/47	Tor
Balsa Koprivica, FSU	2/57	Cha
RaiQuan Gray, FSU	2/59	Brk

2022 (7)

Paolo Banchero, Duke	**•1/1**	**Orl**
Mark Williams, Duke	1/15	Cha
AJ Griffin, Duke	1/16	Atl
Jake LaRavia, WF	1/19	Minn
Blake Wesley, ND	1/25	SA
Wendell Moore Jr., Duke	1/26	Hou
Trevor Keels, Duke	2/42	NY

First overall selection is denoted in bold.
•Denotes Lottery Pick

BOSTON COLLEGE

34 Overall; 10 First Round

2018	Jerome Robinson	1	13	LAC
2015	Olivier Hanlan	2	42	Utah
2011	Reggie Jackson	1	19	OKC
2007	Sean Williams	1	17	NJ
2007	Jared Dudley	1	22	Char
2006	Craig Smith	2	36	Minn
2003	Troy Bell	1	16	Bos
1994	Bill Curley	1	22	SA
1994	Howard Eisley	2	30	Minn
1989	Dana Barros	1	16	Sea
1986	Dominic Pressley	5	99	Sea
1985	Michael Adams	3	66	Sac
1985	Stu Primus	6	118	Ind
1984	Jay Murphy	2	31	GS
1984	Martin Clark	10	227	Phl
1983	John Garris	2	27	Cle
1983	Ron Crevier	4	75	Chi
1982	John Bagley	1	12	Cle
1976	Bob Carrington	2	28	Atl
1976	Bill Collins	9	156	Bos
1974	Mark Raterink	9	156	Wsh
1971	Jimmy O'Brien	4	53	Buf
1971	Frank Fitzgerald	8	123	Cin
1970	Bob Duklet	11	181	LAL
1969	Terry Driscoll	1	4	Det
1969	Billy Evans	13	175	Bos
1968	Jim Kassane	5	55	Cin
1968	Steve Adelman	10	124	Blt
1967	Willie Wolters	8	91	Sea
1966	Johnny Austin	4	38	Bos
1963	Gerry Ward	1	5	StL
1962	Jim Hooley	6	52	Bos
1962	Chuck Chevalier	8	69	Bos
1954	Tony Daukas	10	85	Bos

CLEMSON

28 Overall; 7 First Round

2017	Jaron Blossomgame	2	59	SA
2014	K.J. McDaniels	2	32	Phl
2010	Trevor Booker	1	23	Minn
2001	Will Solomon	2	32	Van
1998	Greg Buckner	2	53	Dal
1994	Sharone Wright	1	6	Phl
1993	Chris Whitney	2	47	SA
1991	Dale Davis	1	13	Ind
1990	Elden Campbell	1	27	LAL
1987	Horace Grant	1	10	Chi
1987	Michael Tait	5	101	Sea
1986	Glen McCants	7	145	Sea
1985	Vince Hamilton	4	72	Ind
1984	Murray Jarman	3	59	Phx
1983	Fred Gilliam	6	122	Uth
1982	Horace Wyatt	7	148	Atl
1981	Larry Nance	1	20	Phx
1980	Billy Williams	2	43	Hou
1980	John Campbell	3	59	Phx
1978	Stan Rome	4	78	Cle
1977	Wayne Rollins	1	14	Atl
1975	Wayne Croft	7	121	KC
1967	Randy Mahaffey	2	16	LAL
1967	Jim Sutherland	14	147	Sea
1964	Jim Brennan	9	73	Phl
1960	George Krajack	18	97	NY
1958	Ed Brinkley	8	56	Minn
1952	John Snee	-	-	Mil

DUKE

107 Overall; 53 First Round

2022	Paolo Banchero	1	1	Orl
2022	Mark Williams	1	15	Cha
2022	AJ Griffin	1	16	Atl
2022	Wendell Moore Jr.	1	26	Hou
2022	Trevor Keels	2	42	NY
2021	Jalen Johnson	1	20	Atl
2020	Vernon Carey Jr.	2	32	Cha
2020	Tre Jones	2	41	SA
2020	Cassius Stanley	2	54	Ind
2019	Zion Williamson	1	1	NO
2019	RJ Barrett	1	3	NY
2019	Cam Reddish	1	10	Atl
2018	Marvin Bagley III	1	2	Sac
2018	Wendell Carter Jr.	1	7	Chic
2018	Grayson Allen	1	21	Utah
2018	Gary Trent Jr.	2	37	Sac
2017	Jayson Tatum	1	3	Bos
2017	Luke Kennard	1	12	Det
2017	Harry Giles	1	20	Port
2017	Frank Jackson	2	31	Char
2016	Brandon Ingram	1	2	LAL
2015	Jahlil Okafor	1	3	Phil
2015	Justise Winslow	1	10	Miami
2015	Tyus Jones	1	24	Cle
2014	Jabari Parker	1	2	Mil
2014	Rodney Hood	1	23	Utah
2013	Mason Plumlee	1	22	Brk
2013	Ryan Kelly	2	48	LAL
2012	Austin Rivers	1	10	NO
2012	Miles Plumlee	1	26	Ind
2011	Kyrie Irving	1	1	Cle
2011	Nolan Smith	1	19	Port
2011	Kyle Singler	2	33	Det
2009	Gerald Henderson	1	12	Char
2007	Josh McRoberts	2	37	Por
2006	J.J. Redick	1	11	Orl
2006	Shelden Williams	1	5	Atl
2005	Daniel Ewing	2	39	LAC
2004	Chris Duhon	2	38	Chi
2004	Luol Deng	1	7	Phx
2003	Dahntay Jones	1	20	Bos
2002	Jason Williams	1	2	Chi
2002	Mike Dunleavy	1	3	GS
2002	Carlos Boozer	2	34	Cle
2001	Shane Battier	1	6	Van
2000	Chris Carrawell	2	41	SA
1999	Elton Brand	1	1	Chi
1999	Trajan Langdon	1	11	Cle
1999	Corey Maggette	1	13	Sea
1999	William Avery	1	14	Minn
1998	Roshown McLeod	1	20	Atl
1995	Cherokee Parks	1	12	Dal
1995	Erik Meek	2	41	Hou
1994	Antonio Lang	2	29	Phx
1994	Grant Hill	1	3	Det
1993	Thomas Hill	2	39	Ind
1993	Bobby Hurley	1	7	Sac
1992	Christian Laettner	1	3	Minn
1992	Brian Davis	2	48	Phx
1990	Alaa Abdelnaby	1	25	Por
1990	Phil Henderson	2	49	Dal
1989	Danny Ferry	1	2	LAC
1987	Tommy Amaker	3	55	Sea
1987	Martin Nessley	6	116	LAC
1986	Johnny Dawkins	1	10	SA
1986	Mark Alarie	1	18	Den
1986	David Henderson	3	58	Wsh
1986	Jay Bilas	5	108	Dal
1985	Dan Meagher	6	126	Chi
1983	Tom Emma	10	210	Chi
1982	Vince Taylor	2	34	NY
1981	Gene Banks	2	28	SA
1981	Kenny Dennard	4	78	KC
1980	Mike Gminski	1	7	NJ
1979	Jim Spanarkel	1	16	Phl
1979	Bob Bender	6	119	SD
1977	Tate Armstrong	1	13	Chi
1977	Mark Crow	6	111	NJ
1976	Willie Hodge	5	71	KC
1975	Bob Fleischer	4	70	Buf
1973	Gary Melchionni	2	33	Phx
1971	Randy Denton	4	61	Bos
1971	Rick Katherman	8	126	SD
1971	Larry Saunders	11	177	Det
1969	Steve Vandeberg	7	89	Det
1969	Fred Lind	11	142	Phx
1968	Mike Lewis	7	88	Bos
1968	Joe Kennedy	10	122	Sea
1967	Bob Verga	3	25	StL
1967	Bob Reidy	6	56	Blt
1966	Jack Marin	1	5	Blt
1966	Steve Vacendak	4	33	SF
1965	Hack Tison	6	53	Bos
1964	Jeff Mullins	1	5	StL
1964	Jay Buckley	8	66	LAL
1963	Art Heyman	1	1	NY
1961	Doug Kistler	3	26	Det
1961	Howard Hurt	11	95	LAL
1958	Bucky Allen	6	44	Phl
1958	Jim Newcome	14	84	Cin
1956	Ronnie Mayer	4	43	NY
1956	Joe Belmont	5	50	Phl
1956	Junior Morgan	7	73	StL
1954	Rudy D'Emillo	5	39	Phl
1954	Bernie Janicki	7	58	FtW
1952	Dick Groat	1	3	FtW

FLORIDA STATE

50 Overall; 16 First Round

2021	Scottie Barnes	1	4	Tor
2021	Balsa Kovrivica	2	57	Cha
2021	RaiQuan Gray	2	59	Brk
2020	Patrick Williams	1	4	Chi
2020	Devin Vassell	1	11	SA
2019	Mfiondu Kabengele	1	27	Brk
2019	Terance Mann	2	48	LAC
2017	Jonathan Isaac	1	6	Orl
2017	Dwayne Bacon	2	40	NO
2016	Malik Beasley	1	19	Den
2012	Bernard James	2	33	Cle
2011	Chris Singleton	1	18	Wash
2010	Solomon Alabi	2	50	Dal
2010	Ryan Reid	2	57	Ind
2009	Toney Douglas	1	29	LAL
2007	Al Thornton	1	14	LAC
2006	Alexander Johnson	2	45	Mem
2005	Von Wafer	2	39	LAL
2004	Tim Pickett	2	44	NO
1997	James Collins	2	36	Phl
1995	Bob Sura	1	17	Cle
1994	Charlie Ward	1	26	NY
1993	Douglas Edwards	1	15	Atl
1993	Sam Cassell	1	24	Atl
1989	George McCloud	1	7	Ind
1987	Pee Wee Barber	4	86	Por
1986	David Shaffer	4	83	Por
1985	Dean Shaffer	5	104	Wsh
1985	Alton Lee Gipson	7	145	Sac
1984	Vince Martello	4	150	Atl
1984	Tony William	7	159	Mil
1983	Mitchell Wiggins	1	23	Ind
1981	Elvis Rolle	2	42	LAL
1981	Mickey Dillard	3	55	Cle
1981	Kris Anderson	4	90	Mil
1980	Murray Brown	4	77	Cle
1980	Tony Jackson	4	87	LAL
1978	Harry Davis	2	33	Cle
1978	David Thompson	5	90	SD
1974	Ben Clyde	5	89	Bos
1974	Lawrence McCray	6	100	NO
1973	Ron King	4	63	GS
1973	Reggie Royals	5	70	Phl
1972	Rowland Garrett	5	78	Chi
1971	Skip Young	7	112	Bos
1971	Vernell Ellzy	8	133	Phx
1970	Dave Cowens	1	4	Bos
1970	Willie Williams	3	38	Bos
1966	Gary Schull	7	65	Cin
1962	Dave Fedor	3	23	SF

GEORGIA TECH

45 Overall; 19 First Round

2018	Josh Okogie	1	20	Minn
2013	Glen Rice, Jr.	2	35	Phl
2011	Iman Shumpert	1	17	NY
2010	Derrick Favors	1	3	NJ
2010	Gani Lawal	2	46	Phx
2007	Thaddeus Young	1	12	Phl
2007	Javaris Crittenton	1	19	LAL
2005	Jarret Jack	1	22	Den
2003	Chris Bosh	1	4	Tor
2001	Alvin Jones	2	56	Phl
2000	Jason Collier	1	15	Mil
1999	Dion Glover	1	20	Atl
1998	Matt Harpring	1	15	Orl
1997	Eddie Elisma	2	40	Sea
1996	Stephon Marbury	1	4	Mil
1996	Drew Barry	2	57	Sea
1995	Travis Best	1	23	Ind
1993	Malcolm Mackey	1	27	Phx
1992	Jon Barry	1	21	Bos
1992	Matt Geiger	2	42	Mia
1991	Kenny Anderson	1	2	NJ
1990	Brian Oliver	2	32	Phl
1990	Dennis Scott	1	4	Orl
1989	Tom Hammonds	1	9	Wsh
1988	Craig Neal	3	71	Por
1987	Bruce Dalrymple	2	46	Phx
1986	John Salley	1	11	Det
1986	Mark Price	2	25	Dal
1985	Yvon Joseph	2	36	NJ
1983	George Thomas	8	173	Atl
1982	Brook Steppe	1	17	KC
1980	Len Horton	5	112	Sea
1979	Tico Brown	2	23	Uth
1979	Sammy Drummer	4	76	Hou
1971	Rich Yunkus	3	38	Cin
1970	Bob Seemer	10	169	Mil
1968	Phil Wagner	6	75	Atl
1965	Jim Caldwell	3	25	LAL
1965	Ronald Scharf	15	104	Cin
1961	Roger Kaiser	4	41	Chi
1960	David Denton	6	43	NY
1953	Pete Silas	6	52	Min
1950	Colin Anderson	10	115	Ind
1949	Jim Nolan	2	18	Phl

LOUISVILLE

76 Overall; 24 First Round

2021	David Johnson	2	47	Tor
2020	Jordan Nwora	2	45	Mil
2018	Ray Spalding	2	56	Phil
2017	Donovan Mitchell	1	13	Den
2016	Chinanu Onuaku	2	37	Hou
2015	Terry Rozier	1	16	Bos
2015	Montrezl Harrell	2	32	Hou
2014	Russ Smith	2	47	Phl
2013	Gorgui Dieng	1	47	Uth
2013	Peyton Siva	2	56	Det
2010	Derrick Caracter	2	58	LAL
2009	Terrence Williams	1	11	NJ
2009	Earl Clark	1	14	Phx
2005	Francisco Garcia	1	23	Sac
2003	Reece Gaines	1	15	Orl
1997	DeJuan Wheat	2	51	LAL
1996	Samaki Walker	1	9	Dal
1994	Greg Minor	1	25	LAC
1994	Clifford Rozier	1	16	GS
1994	Dwayne Morton	2	45	GS
1991	LaBradford Smith	1	19	Wsh
1990	Felton Spencer	1	6	Minn
1989	Pervis Ellison	1	1	Sac
1989	Kenny Payne	1	19	Phl
1988	Herbert Crook	3	61	Ind
1988	Barry Sumpter	3	56	SA
1986	Billy Thompson	1	19	Atl
1986	Milt Wagner	2	35	Dal
1986	Jeff Hall	6	118	Ind
1984	Lancaster Gordon	1	8	LAC
1984	Charles A. Jones	2	36	Phx
1983	Rodney McCray	1	3	Hou
1983	Scooter McCray	2	36	Sea

1982	Derek Smith	2	35	GS
1982	Jerry Eaves	3	55	Uth
1982	Poncho Wright	6	120	KC
1981	Roger Burkman	6	130	Chi
1980	Darrell Griffith	1	2	Uth
1980	Bobby Turner	7	150	NY
1979	Larry Williams	5	102	Den
1978	Rick Wilson	2	25	Atl
1978	Ricky Gallon	3	51	Buf
1977	Wesley Cox	1	18	GS
1977	Phil Bond	3	62	Hou
1975	Junior Bridgeman	1	8	LAL
1975	Allen Murphy	2	35	Phx
1974	Bill Butler	8	133	Atl
1972	Jim Price	2	16	LAL
1972	Ron Thomas	6	90	Sea
1972	Henry Bacon	6	93	GS
1972	Al Vilcheck	10	153	Phx
1969	Butch Beard	1	10	Atl
1969	Mike Grosso	3	42	Phl
1969	Jerry King	5	60	Sea
1968	Wes Unseld	1	2	Wsh
1968	Fred Holden	16	191	Chi
1967	Sam Smith	3	28	Cin
1962	Bud Olsen	2	13	Cin
1961	Fred Sawyer	2	13	LAL
1961	Jack Turner	2	18	Chi
1961	Howard Stacy	13	104	StL
1959	Don Goldstein	2	8	Det
1958	Jerry DuPont	13	82	Cin
1957	Charlie Tyra	1	2	FtW
1957	Jim Morgan	2	15	Syr
1957	Bill Darragh	8	59	StL
1956	Phil Rollins	2	15	Phl
1956	Jerry Moreman	10	70	Roc
1955	John Prudhoe	12	87	Roc
1954	Chuck Noble	4	30	Phl
1952	Bob Lochmueller	1	8	Syr
1952	Bob Brown	4	34	Phil
1950	Kenny Reeves	4	37	Bos
1948	Jack Coleman	3	25	Prov
1948	Dee Compton	4	47	Phl

MARYLAND

59 Overall; 18 First Round

2013	Alex Len	1	5	Phx
2011	Jordan Williams	2	36	NJ
2010	Greivis Vasquez	1	28	Mem
2008	James Gist	2	57	SA
2007	D.J. Strawberry	2	59	Phx
2003	Steve Blake	2	38	Wsh
2002	Juan Dixon	1	17	Wsh
2002	Lonny Baxter	2	43	Chi
2002	Chris Wilcox	1	8	LAC
2001	Terence Morris	2	33	Atl
1999	Steve Francis	1	2	Van
1999	Obinna Ekezie	2	37	Van
1999	Laron Profit	2	38	Orl
1997	Keith Booth	1	28	Chi
1995	Joe Smith	1	1	GS
1993	Evers Burns	2	31	Sac
1992	Walt Williams	1	7	Sac
1990	Jerrod Mustaf	1	17	NY
1990	Tony Massenburg	2	43	SA
1988	Derrick Lewis	3	62	Chi
1986	Len Bias	1	2	Bos
1985	Adrian Branch	2	46	Chi
1985	Jeff Adkins	7	149	Chi
1984	Ben Coleman	2	37	Chi
1984	Herman Veal	6	128	Phx
1984	Mark Fothergill	8	174	Phx
1982	Charles Pittman	3	61	Phx
1981	Buck Williams	1	3	NJ
1981	Albert King	1	10	NJ
1981	Ernest Graham	3	68	Phl
1981	Greg Manning	7	147	Den
1979	Larry Gibson	3	52	Mil
1978	Larry Boston	4	81	Wsh
1977	Brad Davis	1	15	LAL
1977	Steve Shepard	2	30	Chi
1976	John Lucas	1	1	Hou
1976	Mo Howard	2	32	Cle
1975	Tom Roy	3	42	Por
1975	Owen Brown	9	147	Phx
1974	Tom McMillen	1	9	Buf
1974	Len Elmore	1	13	Wsh
1973	Jim O'Brien	3	37	Por
1973	Bob Bodell	10	155	Sea
1973	Howard White	14	192	Wsh
1971	Barry Yates	8	131	Phl
1970	Will Hetzel	9	151	Blt
1967	Jay McMillan	9	94	LAL
1967	Joe Harrington	11	120	Bos
1966	Jerry Ward	6	67	Bos
1963	Jerry Greenspan	3	24	Syr
1961	Bob McDonald	6	57	StL
1961	Charley McNeil	7	65	Phl
1960	Al Bunge	1	7	Phl
1960	Charley McNeil	6	35	NY
1960	Jerry Bechtle	15	91	NY
1958	John Nacincik	3	21	Syr
1958	Nick Davis	9	67	Phl
1956	Bob Kessler	2	19	FtW
1954	Gene Shue	1	3	Phl

MIAMI

23 Overall; 5 First Round

2019	Dewan Hernandez	2	59	Tor
2018	Lonnie Walker IV	1	18	SA
2018	Bruce Brown	2	42	Det
2017	Davon Reed	2	32	Phx
2013	Shane Larkin	1	18	Dall
2010	Dwayne Collins	2	60	Phx
2009	Jack McClinton	2	51	SA
2006	Guillermo Diaz	2	52	LAC
2003	James Jones	2	49	Ind
2002	John Salmons	1	26	SA
1999	Tim James	1	25	Mia
1995	Constantin Popa	2	53	LAC
1991	Joe Wylie	2	38	LAC
1988	Tito Horford	2	39	Mil
1971	Willie Allen	4	60	Wsh
1970	Dan Curnutt	10	170	NY
1970	Wayne Canady	15	218	Por
1968	Rusty Parker	5	61	StL
1968	Bill Soens	11	145	Phl
1967	Mike Wittman	5	49	StL
1965	Rick Barry	1	2	GS
1963	Mike McCoy	3	21	Det
1956	Dick Miani	11	79	NY

NORTH CAROLINA

117 Overall; 54 First Round

2021	Day'Ron Sharpe	1	29	Phx
2020	Cole Anthony	1	15	Orl
2019	Coby White	1	7	Chi
2019	Cameron Johnson	1	11	Min
2019	Nassir Little	1	25	Port
2017	Justin Jackson	1	16	Port
2017	Tony Bradley	1	28	LAL
2016	Brice Johnson	1	25	LAC
2016	Marcus Paige	2	55	Bkl
2015	J.P. Tokoto	2	58	Phil
2014	P.J. Hairston	1	26	Mia
2013	Reggie Bullock	1	25	LAC
2012	Harrison Barnes	1	7	GS
2012	Kendall Marshall	1	13	Phx
2012	John Henson	1	14	Mil
2012	Tyler Zeller	1	17	Dall
2010	Ed Davis	1	13	Tor
2009	Tyler Hansbrough	1	13	Ind
2009	Ty Lawson	1	18	Min
2009	Wayne Ellington	1	28	Min
2009	Danny Green	2	46	Cle
2007	Reyshawn Terry	2	44	Orl
2007	Brandan Wright	1	8	ChB
2006	David Noel	2	39	Mil
2005	Sean May	1	13	ChB
2005	Rashad McCants	1	14	Minn
2005	Marvin Williams	1	2	Atl
2005	Raymond Felton	1	5	ChB
2001	Brendan Haywood	1	20	Cle
2001	Joseph Forte	1	21	Bos
1998	Shammond Williams	2	34	Chi
1998	Antawn Jamison	1	4	Tor
1998	Vince Carter	1	5	GS
1997	Serge Zwikker	2	29	Hou
1996	Jeff McInnis	2	37	Den
1995	Jerry Stackhouse	1	3	Phl
1995	Rasheed Wallace	1	4	Wsh
1994	Eric Montross	1	9	Bos
1993	George Lynch	1	12	LAL
1992	Hubert Davis	1	20	NY
1991	Rick Fox	1	24	Bos
1991	Pete Chilcutt	1	27	Sac
1989	J.R. Reid	1	5	Cha
1987	Kenny Smith	1	6	Sac
1987	Joe Wolf	1	13	LAC
1987	Dave Popson	4	88	Det
1987	Curtis Hunter	7	156	Den
1986	Brad Daugherty	1	1	Cle
1986	Warren Martin	4	73	Cle
1986	Steve Hale	4	81	NJ
1985	Buzzy Peterson	7	147	Cle
1984	Michael Jordan	1	3	Chi
1984	Sam Perkins	1	4	Dal
1984	Matt Doherty	6	119	Cle
1984	Cecil Exum	9	194	Den
1983	Jimmy Braddock	5	107	Den
1982	James Worthy	1	1	LAL
1982	Jimmy Black	3	59	NJ
1982	Chris Brust	6	131	Den
1982	Jeb Barlow	7	153	Den
1981	Al Wood	1	4	Atl
1981	Pete Budko	5	93	Dal
1981	Mike Pepper	6	123	SD
1980	Mike O'Koren	1	6	NJ
1980	John Virgil	3	49	GS
1980	Rich Yonakor	3	61	SA
1980	Jeff Wolf	4	86	Mil
1980	Dave Colescott	7	140	Uth
1979	Dudley Bradley	1	13	Ind
1978	Phil Ford	1	2	KC
1978	Geoff Crompton	4	70	KC
1978	Tom Zaligaris	8	164	Mil
1977	Walter Davis	1	5	Phx
1977	Tom LaGarde	1	9	Den
1977	John Kuester	3	53	KC
1977	Bruce Buckley	6	125	SA
1976	Mitch Kupchak	1	13	Wsh
1975	Donald Washington	5	80	NY
1975	Ed Stahl	5	85	KC
1974	Bobby Jones	1	5	Hou
1974	Darrell Elston	3	43	Atl
1974	John O'Donnell	10	174	NY
1973	George Karl	4	66	NY
1973	Don Johnson	18	207	Buf
1972	Bob McAdoo	1	2	Buf
1972	Dennis Wuycik	2	27	Bos
1972	Bill Chamberlain	3	43	GS
1972	Steve Previs	7	111	Bos
1972	Kim Huband	13	176	Buf
1972	Greg Corson	14	182	Buf
1971	Lee Dedmon	5	81	LAL
1970	Charlie Scott	7	106	Bos
1969	Bill Bunting	2	26	NY
1969	Dick Grubar	6	83	LAL
1969	Rusty Clark	11	145	Det
1968	Larry Miller	5	62	Phl
1968	Bobby Lewis	14	172	SD
1967	Bob Lewis	4	39	SF
1967	Mark Merkin	11	117	NY
1966	Bob Bennett	13	101	NY
1965	Billy Cunningham	1	5	Phl
1963	Larry Brown	7	55	Blt
1962	Jim Hudock	6	50	Phl
1962	Ken McComb	10	84	Phl
1962	Donnie Walsh	11	89	Phl
1961	York Larese	2	20	Chi
1961	Doug Moe	2	22	Chi
1961	Dick Kepley	11	98	StL
1960	Lee Shaffer	1	5	Syr
1960	Doug Moe	7	52	Det
1958	Pete Brennan	1	4	NY
1958	Joe Quigg	2	11	NY
1958	Tommy Kearns	4	29	Syr
1957	Lennie Rosenbluth	1	6	Phl
1947	Fritz Nagy	*	11	Pitt

NC STATE

65 Overall; 17 First Round

2017	Dennis Smith Jr.	1	9	Dal
2014	T.J. Warren	1	14	Phx
2013	Lorenzo Brown	2	52	Minn
2008	J.J. Hickson	1	19	Cle
2006	Cedric Simmons	1	15	NO
2005	Julius Hodges	1	20	Den
1996	Todd Fuller	1	11	GS
1993	Kevin Thompson	2	48	Por
1992	Tom Gugliotta	1	6	Wsh
1991	Rodney Monroe	2	30	Atl
1991	Chris Corchiani	2	36	Orl
1989	Chucky Brown	2	43	Cle
1988	Vinny Del Negro	2	29	Sac
1988	Charles Shackleford	2	32	NJ
1987	Bennie Bolton	4	83	Uth
1987	Mike Giomi	7	147	Sea
1986	Chris Washburn	1	3	GS
1986	Nate McMillan	2	30	Sea
1986	Panagiotis Fasoulas	2	37	Por
1985	Lorenzo Charles	2	41	Atl
1985	Spud Webb	4	87	Det
1985	Cozell McQueen	4	91	Mil
1983	Thurl Bailey	1	7	Uth
1983	Sidney Lowe	2	25	Chi
1983	Derek Whittenburg	3	51	Phx
1982	Chuck Nevitt	3	63	Hou
1981	Craig Watts	5	111	LAL
1981	Art Jones	9	190	SD
1981	Kenny Matthews	10	222	Bos
1980	Hawkeye Whitney	1	16	KC
1980	Clyde Austin	2	44	Phl
1979	Tiny Pinder	5	101	Atl
1979	Glenn Sudhop	8	149	Bos
1979	Tony Warren	8	153	Chi
1977	Kenny Carr	1	6	LAL
1976	Phil Spence	6	92	Mil
1975	David Thompson	1	1	Atl
1975	Monte Towe	4	57	Atl
1975	Mo Rivers	10	168	NY
1974	Tom Burleson	1	3	Sea
1973	Joe Cafferty	6	103	Bos
1973	Rick Holdt	12	177	Por
1970	Vann Williford	3	48	Phx
1970	Rick Anheuser	11	172	Det
1968	Eddie Biedenbach	4	45	LAL
1967	Eddie Biedenbach	9	96	StL
1963	Ken Rohloff	7	59	StL
1961	Bob DiStefano	5	49	Bos
1959	John Richter	1	6	Bos
1959	Lou Pucillo	9	65	StL
1957	John Maglio	6	41	Cin
1957	Cliff Hafer	11	76	Cin
1957	Bob Seitz	12	80	StL
1956	Ronnie Shavlik	1	4	NY
1956	Vic Molodet	8	15	Bos
1955	Cliff Dwyer	4	90	Syr
1954	Mel Thompson	4	31	FtW
1953	Bob Speight	2	10	Mil
1953	Bob Goss	13	104	Roc
1952	Lee Terrill	7	63	FtW
1951	Sam Ranzino	1	8	Roc

1951	Paul Horvath	4	35	Syr
1951	Hugo Kappler	8	76	Bos
1950	Doug Dickey	3	26	Blt
1950	Warren Cartier	6	65	Wsh

NOTRE DAME

60 Overall; 30 First Round

2022	Blake Wesley	1	25	SA
2016	Demetrius Jackson	2	45	Bos
2015	Jerian Grant	1	19	Wsh
2015	Pat Connaughton	2	41	Brk
2010	Luke Harangody	2	52	Bos
2002	Ryan Humphrey	1	19	Uth
2001	Troy Murphy	1	14	GS
1998	Pat Garrity	1	19	Mil
1994	Monty Williams	1	24	NY
1992	LaPhonso Ellis	1	5	Den
1992	Elmer Bennett	2	38	Atl
1988	David Rivers	1	25	LAL
1987	Donald Royal	3	52	Cle
1986	Ken Barlow	1	23	LAL
1986	Tim Kempton	6	124	LAC
1986	Joseph Price	7	150	Wsh
1986	Jim Dolan	7	151	NJ
1984	Tom Sluby	2	41	Dall
1983	John Paxson	1	19	SA
1983	Tim Andree	5	98	Chi
1983	Bill Varner	8	202	Mil
1981	Orlando Woolridge	1	6	Chi
1981	Kelly Tripucka	1	12	Det
1981	Tracy Jackson	2	25	Bos
1981	Gilbert Salinas	8	167	Atl
1980	Bill Hanzlik	1	20	Sea
1980	Rich Branning	4	78	Ind
1979	Bruce Flowers	2	26	Cle
1979	Bill Laimbeer	3	65	Cle
1978	Dave Batton	3	62	NJ
1978	Dave Williams	5	96	NO
1977	Toby Knight	2	32	NY
1977	Bill Paterno	3	45	KC
1976	Adrian Dantley	1	6	Buff
1974	John Shumate	1	4	Phx
1974	Gary Brokaw	1	18	Mil
1971	Austin Carr	1	1	Cle
1971	Collis Jones	1	17	Mil
1971	Sid Catlett	4	55	Cin
1969	Bob Arnzen	8	103	Det
1969	Bob Whitmore	8	108	Bos
1965	Ron Reed	3	20	Det
1965	Walt Sahm	13	88	Wsh
1960	Mike Graney	3	24	Bos
1959	Tom Hawkins	1	3	Mina
1958	John McCarthy	9	65	NY
1957	John Smyth	3	20	StL
1956	Lloyd Aubrey	4	26	Mina
1956	John Fannon	7	55	Phil
1955	Jack Stephens	2	7	Mil
1954	Dick Rosenthal	1	4	FW
1954	Joe Bertrand	10	82	Mil
1954	Bill Sullivan	10	83	Phil
1953	Norb Lewinski	6	47	FW
1952	Leroy Leslie	5	49	Roch
1951	Dan Bagley	7	79	NY
1950	Kevin O'Shea	1	11	Mina
1949	Leo Barnhorst	2	14	Ind.
1949	Jim O'Halloran	7	60	Ind.
1949	Don Bagley	5	51	NY

PITT

28 Overall; 5 First Round

2014	Lamar Patterson	2	48	Mil
2013	Steven Adams	1	12	OKC
2009	Sam Young	2	36	Mem
2009	DeJuan Blair	2	37	SA
2007	Aaron Gray	2	49	Chi
2005	Chris Taft	2	42	GS
1999	Vonteego Cummings	1	26	Ind
1997	Mark Blount	2	54	Sea
1994	Eric Mobley	1	18	Mil
1992	Darren Morningstar	2	47	Bos
1988	Charles Smith	1	3	Phl
1988	Jerome Lane	1	23	Den
1984	Clyde Vaughan	6	117	Ind
1983	Trent Johnson	8	183	Bos
1981	Carlton Neverson	3	56	GS
1981	Sam Clancy	3	62	Phx
1980	Sammie Ellis	4	73	Den
1979	Terry Knight	6	125	SA
1978	Larry Harris	4	73	Buff
1976	Keith Starr	4	52	Chi
1974	Billy Knight	2	21	LAL
1974	Mickey Martin	4	69	Det
1964	Brian Generalovich	3	17	NY
1959	Don Hennon	6	38	Cin
1958	Julius Peques	4	30	StL
1957	Bob Lazer	9	64	FtW
1954	Dutch Burch	5	40	FtW

SYRACUSE

71 Overall; 24 First Round

2020	Elijah Hughes	2	39	NOP
2017	Tyler Lydon	1	24	Utah
2016	Malachi Richardson	1	22	Chi
2016	Michael Gbinije	2	49	Det
2015	Chris McCullough	1	29	Brk
2015	Rakeem Christmas	2	36	Minn
2014	Tyler Ennis	1	18	Phx
2014	Jerami Grant	2	39	Phl
2013	Michael Carter-Williams	1	11	Phl
2012	Dion Waiters	1	4	Cle
2012	Fab Melo	1	22	Bos
2012	Kris Joseph	2	51	Bos
2010	Wesley Johnson	1	4	Minn
2010	Andy Rautins	2	38	NY
2009	Jonny Flynn	1	6	Minn
2008	Donte Green	1	28	Mem
2007	Demetris Nichols	2	53	Port
2005	Hakim Warrick	1	19	Mem
2003	Carmelo Anthony	1	3	Den
2001	Damone Brown	2	36	Phl
2000	Etan Thomas	1	12	Dall
2000	Jason Hart	2	49	Mil
1996	John Wallace	1	18	NY
1995	Lawrence Moten	2	36	Van
1993	Conrad McRae	2	38	Wsh
1992	David Johnson	1	26	Port
1991	Billy Owens	1	3	Sac
1991	LeRon Ellis	1	22	LAC
1990	Derrick Coleman	1	1	NJ
1989	Sherman Douglas	2	28	Mia
1988	Rony Seikaly	1	9	Mia
1987	Howard Triche	6	117	NY
1986	Dwayne Washington	1	13	NJ
1986	Rafael Addison	2	39	Phx
1986	Wendell Alexis	3	59	GS
1984	Sean Kerins	7	155	NJ
1983	Leo Rautins	1	17	Phl
1983	Erich Santifer	3	55	Det
1983	Tony Bruin	7	162	Phil
1981	Dan Schayes	1	13	Uth
1981	Eddie Moss	4	70	Dall
1981	Marty Headd	9	198	NY
1980	Louis Orr	2	29	Ind
1980	Roosevelt Bouie	2	34	Dall
1979	Dale Shackleford	6	127	Phx
1978	Marty Byrnes	1	19	Phx
1975	Rudy Hackett	3	37	NO
1975	Jim Lee	5	79	Port
1974	Dennis DuVal	2	30	Wsh
1974	Fred Saunders	2	31	Phx
1973	Mike Lee	11	168	Buff
1972	Greg Kohls	7	99	Buff
1971	Bill Smith	3	42	Port
1968	George Hicker	14	180	Stl
1967	Vaughn Harper	6	57	Det
1967	Rick Dean	9	98	SF
1966	Dave Bing	1	2	Det
1961	Pete Chudy	10	88	Syr
1959	Jon Cincebox	3	19	Syr
1957	Gary Clark	3	21	NY
1957	Vince Cohen	3	23	Syr
1957	Jim Brown	9	68	Syr
1954	Mel Besdin	8	69	Syr
1953	Franklin Reddout	3	21	Roch
1952	Eddie Miller	2	11	Mil
1952	Bob Roche	7	68	Syr
1951	Jack Kiley	2	14	FW
1951	Tom Jockle	8	75	Syr
1950	Bob Savage	9	108	Syr
1948	Billy Gabor	2	22	Roch
1948	Ed Stickel	9	99	Roch

SOUTH CAROLINA

15 Overall; 3 First Round

1971	John Roche	1	14	Phx
1971	Tom Owens	4	58	SD
1971	John Ribock	8	129	Bos
1968	Gary Gregor	1	8	Phx
1968	Skip Harlicka	1	13	Atl
1968	Jack Thompson	3	33	Blt
1968	Frank Standrad	13	169	Atl
1967	Gary Gregor	3	24	NY
1967	Al Salvadori	4	32	Blt
1967	Lyn Burkholder	13	134	Blt
1965	Jim Fox	8	67	Cin
1962	Lindbergh Moody	5	38	Det
1962	Art Whisnant	5	42	LAL
1957	Bob McCoy	2	10	Det
1957	Grady Wallace	5	40	Bos

VIRGINIA

42 Overall; 11 First Round

2021	Trey Murphy III	1	17	Mem
2019	De'Andre Hunter	1	4	LAL
2019	Ty Jerome	1	24	Phi
2019	Kyle Guy	2	55	NY
2018	Devin Hall	2	53	OKC
2016	Malcolm Brogdon	2	36	Mil
2015	Justin Anderson	1	21	Dall
2014	Joe Harris	2	33	Cle
2012	Mike Scott	2	44	Atl
2008	Sean Singletary	2	42	KC
2002	Roger Mason	2	30	Chi
1995	Cory Alexander	1	29	SA
1995	Junior Burrough	2	33	Bos
1992	Bryant Stith	1	13	Den
1987	Olden Polynice	1	8	Chi
1987	Andrew Kennedy	2	43	Phl
1987	Tom Sheehey	4	70	Bos
1985	Jimmy Miller	6	129	Uth
1984	Othell Wilson	2	35	GS
1984	Rick Carlisle	3	70	Bos
1984	Kenton Edelin	7	140	Ind
1983	Ralph Sampson	1	1	Hou
1983	Craig Robinson	3	68	Bos
1982	Jeff Jones	4	77	Ind
1981	Jeff Lamp	1	15	Por
1981	Lee Raker	4	77	SD
1981	Lewis Lattimore	7	159	Mil
1979	Steve Castellan	7	130	Bos
1978	Marc Iavaroni	3	55	NY
1977	Billy Langloh	5	100	Bos
1976	Wally Walker	1	5	Por
1975	Gus Gerard	3	50	Por
1973	Barry Parkhill	1	15	Por
1972	Scott McCandlish	9	130	Por
1972	Frank DeWitt	12	167	Buf
1970	Chip Case	3	43	Buf
1969	Norm Carmichael	15	193	Atl
1969	Chip Case	18	211	Blt
1967	Jim Connelley	8	89	Phl
1959	Herb Busch	5	36	NY
1955	Buzzy Wilkinson	3	18	Bos
1950	Joe Noertker	10	113	Wsh

VIRGINIA TECH

26 Overall; 2 First Round

2019	Nickeil Alexander-Walker	1	17	Brk
2013	Erick Green	2	46	Uth
2008	Deron Washington	2	59	Det
1999	Eddie Lucas	2	58	Uth
1990	Bimbo Coles	2	40	Sac
1986	Dell Curry	1	15	Uth
1986	Keith Colbert	3	56	Phl
1986	Boby Beecher	4	91	Sac
1985	Perry Young	3	61	Por
1985	Al Young	7	152	SA
1982	Dale Solomon	3	68	Phl
1982	Jeff Schneider	5	107	Hou
1980	Wayne Robinson	2	31	LAL
1980	Les Henson	7	160	Bos
1979	Marshall Ashford	5	108	Wsh
1978	Ron Bell	6	123	Cle
1977	Ernest Wansley	6	127	Wsh
1976	Larry Cooke	3	46	Atl
1976	Russell Davis	6	90	Det
1973	Allan Bristow	2	21	Phl
1971	Lloyd King	15	224	Mil
1969	Chris Ellis	5	62	Chi
1968	Glen Combs	5	51	SD
1966	John Wetzel	8	75	LAL
1962	Bucky Keller	6	51	LAL
1961	Chris Smith	2	14	Syr

WAKE FOREST

41 Overall; 15 First Round

2022	Jake LaRavia	1	19	Min
2017	John Collins	1	19	Atl
2010	Al-Farouq Aminu	1	8	LAC
2009	James Johnson	1	16	Chi
2009	Jeff Teague	1	19	Atl
2005	Chris Paul	1	4	NO
2003	Josh Howard	1	29	Dal
2002	Darius Songaila	2	49	Bos
1997	Tim Duncan	1	1	SA
1995	Randolph Childress	1	19	Det
1993	Rodney Rogers	1	9	Den
1992	Chris King	2	45	Sea
1987	Tyrone Bogues	1	12	Wsh
1985	Kenny Green	1	12	Wsh
1985	Delaney Rudd	4	83	Uth
1984	Danny Young	2	39	Sea
1984	Anthony Teachey	2	40	Dal
1983	Alvis Rogers	6	130	KC
1982	Guy Morgan	2	40	Ind
1982	Jim Johnstone	3	51	KC
1982	Mike Helms	7	154	Hou
1981	Frank Johnson	1	11	Wsh
1978	Rod Griffin	1	17	Den
1978	Leroy McDonald	4	76	Buf
1977	Skip Brown	3	56	Bos
1977	Jerry Schellenberg	3	61	Wsh
1976	Daryl Peterson	6	98	Sea
1974	Tony Byers	5	81	Buf
1973	Eddie Payne	11	167	Por
1972	Rich Habegger	15	188	Por
1971	Gil McGregor	6	89	Cin
1971	Charlie Davis	8	120	Cle
1970	Dick Walker	11	177	Buf
1967	Paul Long	5	45	Det
1967	Jim Boshart	10	104	Chi
1966	Paul Long	15	106	StL
1965	Ronnie Watts	2	17	Bos
1963	Bob Woolard	7	54	NY
1962	Len Chappell	1	4	Syr
1960	Dave Budd	2	10	NY
1955	Dickie Hemric	1	10	Bos

ACC IN PRO BASKETBALL

Eighty-eight alumni from current ACC schools appeared in at least one NBA game during the 2021-22 season. In all, 644 players from the 15 current ACC schools have appeared in at least one NBA, ABA or NBL regular-season game (NBA was formed in 1946).

School	2021-22	All-Time
North Carolina	13	94
Duke	23	88
Notre Dame	1	67
Syracuse	4	52
Louisville	8	60
NC State	2	44
Florida State	7	42
Georgia Tech	5	41
Virginia	12	33
Wake Forest	5	30
Boston College	1	24
Pitt	2	19
Clemson	0	18
Miami	3	16
Virginia Tech	2	16
Total	**88**	**644**

BOSTON COLLEGE (24) JOINED ACC IN JULY 2005

Adams, Michael
Sacramento Kings 1986
Washington Bullets....1987
Denver Nuggets....1988-91
Washington Bullets....1992-94
Charlotte Hornets 1995-96

Austin, Johnny
Baltimore Bullets 1967
New Jersey Americans 1968

Bagley, John
Cleveland Cavaliers....1983-87
New Jersey Nets....1988-89
Boston Celtics....1990, 1992-93
Atlanta Hawks....1994

Barros, Dana
Seattle SuperSonics 1990-93
Philadelphia 76ers 1994-95
Boston Celtics....1996-00; 2004
Detroit Pistons....2001-02

Bell, Troy
Memphis Grizzlies 2004

Bowman, Ky
Golden State Warriors 2020

Carrington, Bob
New Jersey Nets....1978
Indiana Pacers....1978
San Diego Clippers 1980

Crevier, Ron
Golden State Warriors 1986
Detroit Pistons....1986

Curley, Bill
Detroit Pistons....1995
Minnesota Timberwolves....1998-99
Golden State Warriors 2000, 2001
Houston Rockets 2000
Golden State Warriors 2001

Driscoll, Terry
Detroit Pistons....1971
Baltimore Bullets 1972-73
Milwaukee Bucks....1973-75
Spirits of St. Louis....1975

Dudley, Jared
Charlotte Bobcats 2008-09
Phoenix Suns 2009-13, 2017-18
Los Angeles Clippers 2014
Milwaukee Bucks....2015
Washington Wizards....2016
Brooklyn Nets....2019
Los Angeles Lakers 2020-21

Eisley, Howard
Minnesota Timberwolves....1995
San Antonio Spurs....1995
Utah Jazz 1996-00; 2005
Dallas Mavericks....2001
New York Knicks 2002-04
Phoenix Suns 2004
Los Angeles Clippers 2006
Denver Nuggets....2006

Evans, Billy
New York Nets....1970

Garris, John
Cleveland Cavaliers....1984

Gunther, Colby
Pittsburgh Ironmen 1947
St. Louis Bombers....1949

Jackson, Reggie
Oklahoma City Thunder 2012-15
Detroit Pistons....2015-20
Los Angeles Clippers 2020-22

Kissane, Jim
Minnesota Pipers....1969

Murphy, Jay
Los Angeles Clippers 1985-86
Washington Bullets....1987-88

O'Brien, Jim
Pittsburgh Condors 1972
Kentucky Colonels 1972-74
San Diego Conquistadors 1974-75

Pressley, Dominic
Washington Bullets....1989
Chicago Bulls....1989

Robinson, Jerome
Los Angeles Clippers 2019-20
Washington Wizards....2020-21

Smith, Craig
Minnesota Timberwolves....2007-09
Los Angeles Clippers 2011
Portland Trail Blazers....2012

Ward, Gerry
St. Louis Hawks....1964
Boston Celtics....1965
Philadelphia 76ers 1966
Chicago Bulls....1967

Williams, Sean
New Jersey Nets 2008-10
Dallas Mavericks....2012
Boston Celtics....2012

CLEMSON (18)

Blossomgame, Jaron
Cleveland Cavaliers....2019

Booker, Trevor
Washington Wizards....2011-14
Utah Jazz 2015-16
Brooklyn Nets 2017-18
Philadelphia 76ers 2018
Indiana Pacers....2018

Buckner, Greg
Dallas Mavericks....2000-02, 2007
Philadelphia 76ers 2003-04
Denver Nuggets....2005-06
Minnesota Timberwolves....2008
Memphis Grizzlies 2009

Campbell, Elden
Los Angeles Lakers 1991-99
Charlotte Hornets 1999-02
New Orleans Hornets....2003
Seattle SuperSonics 2003
Detroit Pistons....2004-05
New Jersey Nets....2005

Davis, Dale
Indiana Pacers....1992-00, 2005
Portland Trail Blazers....2001-04
Golden State Warriors 2005
Detroit Pistons....2006-07

Ford, Sharrod
Phoenix Suns 2006

Grant, Horace
Chicago Bulls....1988-94
Orlando Magic 1995-99, 2002-03
Seattle SuperSonics 2000
Los Angeles Lakers 2001, 2004

Grantham, Donte
Oklahoma City Thunder 2019

Grey, Devin
San Antonio Spurs 1997
Sacramento Kings 1997
Houston Rockets 2000

Jamison, Harold
Miami Heat 2000
Los Angeles Clippers 2002

Mahaffey, Randy
Kentucky Colonels 1968-69
New York Nets....1969
Carolina Cougars 1970-71

McDaniels, K.J.
Philadelphia 76ers 2015
Houston Rockets 2015-17
Brooklyn Nets 2017

Nance, Larry
Phoenix Suns 1982-88
Cleveland Cavaliers....1988-94

Rollins, Wayne (Tree)
Atlanta Hawks....1978-88
Cleveland Cavaliers....1989-90
Detroit Pistons....1991
Houston Rockets 1992-93
Orlando Magic 1994-95

Solomon, Will
Memphis Grizzlies 2002
Toronto Raptors 2009
Sacramento Kings 2009

Whitney, Chris
San Antonio Spurs....1994-95
Washington Bullets/Wizards ... 1996-02, 2004
Orlando Magic 2003
Denver Nuggets....2003

Wise, Skip
San Antonio Spurs....1976

Wright, Sharone
Philadelphia 76ers 1995-96
Toronto Raptors 1996-98

DUKE (88)

Abdelnaby, Alaa
Portland Trail Blazers....1991-92
Milwaukee Bucks....1993
Boston Celtics....1993-94
Sacramento Kings 1995
Philadelphia 76ers 1995

Alarie, Mark
Denver Nuggets....1987
Washington Bullets....1988-91

Allen, Grayson
Utah Jazz 2019
Memphis Grizzlies 2020-21
Milwaukee Bucks....2022

Armstrong, Tate
Chicago Bulls....1978-79

Avery, William
Minnesota Timberwolves....2000-02

Bagley, Marvin
Sacramento Kings 2019-22
Detroit Pistons....2022

Banks, Gene
San Antonio Spurs....1982-85
Chicago Bulls....1986-87

Barrett, RJ
New York Knicks 2020-22

Battier, Shane
Memphis Grizzlies 2002-06, 2011
Houston Rockets 2007-11
Miami Heat 2012-14

Bolden, Marques
Cleveland Cavaliers....2020-21

Boozer, Carlos
Cleveland Cavaliers....2003-04
Utah Jazz 2005-10
Chicago Bulls....2011-14
Los Angeles Lakers 2015

Brand, Elton
Chicago Bulls....2000-01
Los Angeles Clippers 2002-08
Philadelphia 76ers 2009-12, 2016
Dallas Mavericks....2013
Atlanta Hawks....2014-15

Carey Jr., Vernon
Charlotte Hornets 2021-22
Washington Wizards....2022

Carter Jr., Wendell
Chicago Bulls....2019-21
Orlando Magic 2021-22

Cook, Quinn
Dallas Mavericks....2017
New Orleans Pelicans 2017
Golden State Warriors 2018-19
Los Angeles Lakers 2020-21
Cleveland Cavaliers....2021

Crow, Mark
New Jersey Nets....1978

Curry, Seth
Memphis Grizzlies 2014
Cleveland Cavaliers....2014
Phoenix Suns 2015
Sacramento Kings 2016
Dallas Mavericks....2017, 2020
Portland Trail Blazers....2019
Philadelphia 76ers 2021-22
Brooklyn Nets....2022

Davis, Brian
Minnesota Timberwolves....1994

Dawkins, Andre
Miami Heat 2015

Dawkins, Johnny
San Antonio Spurs....1987-89
Philadelphia 76ers 1990-94
Detroit Pistons....1995

Deng, Luol
Chicago Bulls....2005-14
Cleveland Cavaliers....2014
Miami Heat 2015-16
Los Angeles Lakers 2017-18
Minnesota Timberwolves....2019

DeLaurier, Javin
Milwaukee Bucks....2022

Dennard, Kenny
Kansas City Kings....1982-83
Denver Nuggets....1984

Denton, Randy
Carolina Cougars 1972
Memphis Pros....1972
Memphis Tams....1973-74
Utah Stars....1975-76
St. Louis Spirits....1976
Atlanta Hawks....1977

Duhon, Chris
Chicago Bulls....2005-08
New York Knicks 2009-10
Orlando Magic 2011-12
Los Angeles Lakers 2013

Dunleavy, Mike
Golden State Warriors 2003-07
Indiana Pacers....2007-11
Milwaukee Bucks....2012-13
Chicago Bulls....2014-16
Cleveland Cavaliers....2017
Atlanta Hawks....2017

Duval, Trevon
Milwaukee Bucks....2019

Ewing, Daniel
Los Angeles Clippers 2006-07

Ferry, Danny
Cleveland Cavaliers....1991-00
San Antonio Spurs....2001-03

Gantt, Robert
Washington Capitols....1947

Giles, Harry
Sacramento Kings 2019-20
Portland Trail Blazers....2021

Gminski, Mike
New Jersey Nets....1981-88
Philadelphia 76ers 1988-91
Charlotte Hornets 1991-94
Milwaukee Bucks....1994

Groat, Dick
Fort Wayne Pistons 1953

Henderson, David
Philadelphia 76ers 1988

Henderson, Gerald
Charlotte Bobcats/Hornets....2010-15
Portland Trail Blazers....2016
Philadelphia 76ers 2017

Heyman, Art
New York Knicks 1964-65
Cincinnati Royals....1966
Philadelphia 76ers 1966
New Jersey Americans 1968
Pittsburgh Pipers....1968, 1970
Minnesota Muskies....1969
Miami Floridians 1970

Hill, Grant
Detroit Pistons....1995-00
Orlando Magic 2001-07
Phoenix Suns 2008-12
Los Angeles Clippers 2013

Hood, Rodney
Utah Jazz 2015-18
Cleveland Cavaliers....2018-19
Portland Trail Blazers....2019-21
Toronto Raptors 2021
Milwaukee Bucks....2022
Los Angeles Clippers 2022

Hurley, Bobby
Sacramento Kings 1994-98
Vancouver Grizzlies 1998

Ingram, Brandon
Los Angeles Lakers 2017-19
New Orleans Pelicans 2020-22

Irving, Kyrie
Cleveland Cavaliers....2012-17
Boston Celtics....2018-19
Brooklyn Nets....2020-22

Jackson, Frank
New Orleans Pelicans 2019-20
Detroit Pistons....2021-22

Jefferson, Amile
Orlando Magic 2019-20

Johnson, Jalen
Atlanta Hawks....2022

Jones, Dahntay
Memphis Grizzlies 2004-07
Sacramento Kings 2008
Denver Nuggets....2009
Indiana Pacers....2010-12
Dallas Mavericks....2013
Atlanta Hawks....2013
Los Angeles Clippers 2015
Cleveland Cavaliers....2016-17

Jones, Tre
San Antonio Spurs....2021-22

Jones, Tyus
Minnesota Timberwolves....2016-19
Memphis Grizzlies 2020-22

Kelly, Ryan
Los Angeles Lakers 2014-16
Atlanta Hawks 2017
Kennard, Luke
Detroit Pistons 2018-20
Los Angeles Clippers 2021-22
Kennedy, Joe
Seattle SuperSonics 1969-70
Pittsburgh Pipers 1971
Kistler, Doug
New York Knicks 1962
Laettner, Christian
Minnesota Timberwolves 1993-96
Atlanta Hawks 1996-98
Detroit Pistons 1999-00
Dallas Mavericks 2001
Washington Wizards 2001-04
Miami Heat 2005
Lang, Antonio
Phoenix Suns 1995
Cleveland Cavaliers 1996-97, 1999
Miami Heat 1998
Toronto Raptors 2000
Philadelphia 76ers 2000
Langdon, Trajan
Cleveland Cavaliers 2000-02
Lewis, Mike
Indiana Pacers 1969
Minnesota Pipers 1969
Pittsburgh Pipers 1970
Pittsburgh Condors 1971-72
Carolina Cougars 1973-74
Maggette, Corey
Orlando Magic 2000
Los Angeles Clippers 2001-08
Golden State Warriors 2009-10
Milwaukee Bucks 2011
Charlotte Bobcats 2012
Detroit Pistons 2013
Marin, Jack
Baltimore Bullets 1967-72
Houston Rockets 1973-74
Buffalo Braves 1974-76
Chicago Bulls 1976-77
McLeod, Roshown
Atlanta Hawks 1999-01
Philadelphia 76ers 2001
McRoberts, Josh
Portland Trail Blazers 2008
Indiana Pacers 2009-11
Los Angeles Lakers 2012
Orlando Magic 2013
Charlotte Bobcats 2013-14
Miami Heat 2015-17
Dallas Mavericks 2018
Melchionni, Gary
Phoenix Suns 1974-75
Mullins, Jeff
St. Louis Hawks 1965-66
San Francisco Warriors 1967-71
Golden State Warriors 1972-76
Nelson, DeMarcus
Golden State Warriors 2009
Nessley, Martin
Los Angeles Clippers 1988
Sacramento Kings 1988
Okafor, Jahlil
Philadelphia 76ers 2016-18
Brooklyn Nets 2018
New Orleans Pelicans 2019-20
Detroit Pistons 2021
Parker, Jabari
Milwaukee Bucks 2015-18
Chicago Bulls 2019
Washington Wizards 2019
Atlanta Hawks 2020
Sacramento Kings 2020-21
Boston Celtics 2021-22
Parks, Cherokee
Dallas Mavericks 1996
Minnesota Timberwolves 1997-98
Vancouver Grizzlies 1999-00
Los Angeles Clippers 2001, 2003
Washington Wizards 2001
San Antonio Spurs 2002
Golden State Warriors 2004
Plumlee, Marshall
New York Knicks 2017
Milwaukee Bucks 2018
Plumlee, Mason
Brooklyn Nets 2014-15
Portland Trail Blazers 2016-17
Denver Nuggets 2017-20
Detroit Pistons 2021
Charlotte Hornets 2022
Plumlee, Miles
Indiana Pacers 2013
Phoenix Suns 2014-15
Milwaukee Bucks 2015-16
Charlotte Hornets 2017
Atlanta Hawks 2018-19
Randolph, Shavlik
Philadelphia 76ers 2006-08
Portland Trail Blazers 2009-10
Miami Heat 2010
Boston Celtics 2013, 2015
Phoenix Suns 2014-15
Reddish, Cam
Atlanta Hawks 2020-22
New York Knicks 2022
Redick, J.J.
Orlando Magic 2007-13
Milwaukee Bucks 2013
Los Angeles Clippers 2014-17
Philadelphia 76ers 2018-19
New Orleans Pelicans 2020-21
Dallas Mavericks 2021
Riedy, Robert
Houston Mavericks 1968
Rivers, Austin
New Orleans Hornets/Pelicans 2013-15
Los Angeles Clippers 2015-18
Washington Wizards 2019
Houston Rockets 2019-20
New York Knicks 2021
Denver Nuggets 2021-22
Singler, Kyle
Detroit Pistons 2013-15
Oklahoma City Thunder 2015-18
Smith, Nolan
Portland Trail Blazers 2012-13
Spanarkel, Jim
Philadelphia 76ers 1980
Dallas Mavericks 1981-84
Stanley, Cassius
Indiana Pacers 2021
Detroit Pistons 2022
Tatum, Jayson
Boston Celtics 2018-22
Taylor, Vince
New York Knicks 1983
Thomas, Lance
New Orleans Hornets/Pelicans 2012-14
Oklahoma City Thunder 2015
New York Knicks 2015-19
Brooklyn Nets 2020
Trent Jr., Gary
Portland Trail Blazers 2019-21
Toronto Raptors 2021-22
Vacendak, Steve
Pittsburgh Pipers 1968, 1970
Minnesota Pipers 1969-70
Miami Floridians 1970
Verga, Bob
Dallas Chaparrals 1968
Denver Rockets 1969
New York Nets 1969
Houston Mavericks 1969
Carolina Cougars 1970-72
Pittsburgh Condors 1972
Portland Trail Blazers 1974
Williams, Jay
Chicago Bulls 2003
Williams, Shelden
Atlanta Hawks 2007-08
Sacramento Kings 2008-09
Minnesota Timberwolves 2009
Boston Celtics 2010
Denver Nuggets 2011
New York Knicks 2011
New Jersey Nets 2012
Williamson, Zion
New Orleans Pelicans 2020-22
Winslow, Justise
Miami Heat 2016-20
Memphis Grizzlies 2021
Los Angeles Clippers 2022
Portland Trail Blazers 2022

FLORIDA STATE (42) JOINED ACC IN JULY 1991

Alabi, Solomon
Toronto Raptors 2011-12
Allen, Randy
Sacramento Kings 1989-90
Bacon, Dwayne
Charlotte Hornets 2018-20
Orlando Magic 2021
Barnes, Scottie
Toronto Raptors 2022
Beasley, Malik
Denver Nuggets 2017-20
Minnesota Timberwolves 2020-22
Cassell, Sam
Houston Rockets 1994-96
Phoenix Suns 1997
Dallas Mavericks 1997
New Jersey Nets 1997-99
Milwaukee Bucks 1999-03
Minnesota Timberwolves 2004-05
Los Angeles Clippers 2006-08
Boston Celtics 2008
Clyde, Benji
Boston Celtics 1975
Collins, James
Los Angeles Lakers 1998
Cowens, Dave
Boston Celtics 1971-80
Milwaukee Bucks 1983
Davis, Harry
Cleveland Cavaliers 1979
San Antonio Spurs 1980
Dawson, Tony
Sacramento Kings 1991
Boston Celtics 1995
Dillard, Mickey
Cleveland Cavaliers 1982
Douglas, Toney
New York Knicks 2010-12
Houston Rockets 2013
Sacramento Kings 2013
Golden State Warriors 2014
Miami Heat 2014
New Orleans Pelicans 2015-16
Memphis Grizzlies 2017
Edwards, Douglas
Atlanta Hawks 1994-95
Vancouver Grizzlies 1996
Fedor, Dave
San Francisco Warriors 1963
Forrest, Trent
Utah Jazz 2021-22
Garrett, Rowland
Chicago Bulls 1973-76
Cleveland Cavaliers 1976-77
Milwaukee Bucks 1977
Isaac, Jonathan
Orlando Magic 2018-20
Jackson, Randell
Washington Wizards 1999
Dallas Mavericks 2000
Jackson, Tony
Los Angeles Lakers 1981
James, Bernard
Dallas Mavericks 2013-15
Johnson, Alexander
Memphis Grizzlies 2007
Miami Heat 2008
Kabengele, Mfiondu
Los Angeles Clippers 2020-21
Cleveland Cavaliers 2021
King, Ron
Kentucky Colonels 1974
Mann, Terance
Los Angeles Clippers 2020-22
Mayes, Tharon
Philadelphia 76ers 1992
Los Angeles Clippers 1992
McCloud, George
Indiana Pacers 1990-93
Dallas Mavericks 1995-97
Los Angeles Lakers 1997
Phoenix Suns 1998-99
Denver Nuggets 2000-02
Rathan-Mayes, Xavier
Memphis Grizzlies 2018
Reid, Ryan
Oklahoma City Thunder 2012
Royals, Reggie
San Diego Conquistadors 1975
Singleton, Chris
Washington Wizards 2012-14
Sura, Bob
Cleveland Cavaliers 1996-00
Golden State Warriors 2001-03
Detroit Pistons 2004
Atlanta Hawks 2004
Houston Rockets 2005
Thomas, Irv
Los Angeles Lakers 1991
Thornton, Al
Los Angeles Clippers 2008-10
Washington Wizards 2010-11
Golden State Warriors 2011
Vassell, Devin
San Antonio Spurs 2021-22
Wafer, Von
Los Angeles Lakers 2006
Los Angeles Clippers 2007
Denver Nuggets 2008
Portland Trail Blazers 2008
Houston Rockets 2009
Boston Celtics 2011
Orlando Magic 2012
Walker, M.J.
Phoenix Suns 2022
Ward, Charlie
New York Knicks 1995-04
San Antonio Spurs 2004
Houston Rockets 2005
White, Okaro
Miami Heat 2017-18
Washington Wizards 2019
Williams, Patrick
Chicago Bulls 2021-22
Wiggins, Mitchell
Chicago Bulls 1984
Houston Rockets 1985-87, 1990
Philadelphia 76ers 1992
Williams, Willie Earl
Boston Celtics 1971
Cincinnati Royals 1971

GEORGIA TECH (41) JOINED ACC IN APRIL 1978

Alvarado, Jose
New Orleans Pelicans 2022
Anderson, Kenny
New Jersey Nets 1992-96
Charlotte Hornets 1996
Portland Trail Blazers 1997-98
Boston Celtics 1998-02
Seattle SuperSonics 2003
New Orleans Hornets 2003
Indiana Pacers 2004
Atlanta Hawks 2005
Los Angeles Clippers 2005
Barry, Drew
Atlanta Hawks 1998, 2000
Seattle SuperSonics 1999
Golden State Warriors 2000
Barry, Jon
Milwaukee Bucks 1993-95
Golden State Warriors 1996
Atlanta Hawks 1997, 2005
Los Angeles Lakers 1998
Sacramento Kings 1999-01
Detroit Pistons 2002-03
Denver Nuggets 2004
Houston Rockets 2005-06
Best, Travis
Indiana Pacers 1996-02
Chicago Bulls 2002
Miami Heat 2003
Dallas Mavericks 2004
New Jersey Nets 2005
Bosh, Chris
Toronto Raptors 2004-10
Miami Heat 2011-16
Bynum, Will
Golden State Warriors 2006
Detroit Pistons 2009-14
Washington Wizards 2015
Caldwell, Jim
New York Knicks 1968
New Jersey Americans 1968
Kentucky Colonels 1968-69
Collier, Jason
Houston Rockets 2001-03
Atlanta Hawks 2004-05
Crittenton, Javaris
Los Angeles Lakers 2008
Memphis Grizzlies 2008-09
Washington Wizards 2009
Favors, Derrick
New Jersey Nets 2011
Utah Jazz 2011-19, 2021
New Orleans Pelicans 2020
Oklahoma City Thunder 2022
Ferrell, Duane
Atlanta Hawks 1989-94
Indiana Pacers 1995-97
Golden State Warriors 1998-99
Geiger, Matt
Miami Heat 1993-95
Charlotte Hornets 1996-98
Philadelphia 76ers 1999-02
Georges-Hunt, Marcus
Orlando Magic 2017
Minnesota Timberwolves 2018
Glover, Dion
Atlanta Hawks 2000-04
Toronto Raptors 2004
San Antonio Spurs 2005
Hammonds, Tom
Washington Bullets 1990-92
Charlotte Hornets 1993
Denver Nuggets 1993-97
Minnesota Timberwolves 1998-01
Harpring, Matt
Orlando Magic 1999-00
Cleveland Cavaliers 2001
Philadelphia 76ers 2002
Utah Jazz 2003-09
Jack, Jarrett
Portland Trail Blazers 2006-08
Indiana Pacers 2009
Toronto Raptors 2010-11
New Orleans Hornets 2011-12
Golden State Warriors 2013
Cleveland Cavaliers 2014

Brooklyn Nets 2015-16
New Orleans Pelicans 2017
New York Knicks 2018

Jones, Alvin
Philadelphia 76ers 2002

Joseph, Yvon
New Jersey Nets 1986

Lawal, Gani
Phoenix Suns 2011

Mackey, Malcolm
Phoenix Suns 1994

Marbury, Stephon
Minnesota Timberwolves 1997-99
New Jersey Nets 1999-01
Phoenix Suns 2002-04
New York Knicks 2004-08
Boston Celtics 2009

Morrow, Anthony
Golden State Warriors 2009-10
New Jersey Nets 2011-12
Atlanta Hawks 2013
Dallas Mavericks 2013
New Orleans Pelicans 2014
Oklahoma City Thunder 2015-17
Chicago Bulls 2017

Neal, Craig
Portland Trail Blazers 1989
Miami Heat 1989
Denver Nuggets 1991

Newbill, Ivano
Detroit Pistons 1995
Atlanta Hawks 1997
Vancouver Grizzlies 1998

Nolan, James
Philadelphia Warriors 1950

Okogie, Josh
Minnesota Timberwolves 2019-22

Oliver, Brian
Philadelphia 76ers 1991-92
Washington Bullets 1995
Atlanta Hawks 1998

Price, Mark
Cleveland Cavaliers 1987-95
Washington Bullets 1996
Golden State Warriors 1997
Orlando Magic 1998

Rice Jr., Glen
Washington Wizards 2014-15

Salley, John
Detroit Pistons 1987-92
Miami Heat 1993-95
Chicago Bulls 1996
Toronto Raptors 1996
Los Angeles Lakers 2000

Schenscher, Luke
Chicago Bulls 2006
Portland Trail Blazers 2007

Scott, Dennis
Orlando Magic 1991-97
Dallas Mavericks 1998
Phoenix Suns 1998
New York Knicks 1999
Minnesota Timberwolves 1999
Vancouver Grizzlies 2000

Shumpert, Iman
New York Knicks 2012-15
Cleveland Cavaliers 2015-18
Sacramento Kings 2019
Houston Rockets 2019
Brooklyn Nets 2020-21

Steppe, Brook
Kansas City Kings 1983
Indiana Pacers 1984
Detroit Pistons 1985
Sacramento Kings 1987
Portland Trail Blazers 1989

Vinson, Fred
Atlanta Hawks 1995
Seattle SuperSonics 2000

Wagner, Phil
Indiana Pacers 1969

West, Mario
Atlanta Hawks 2008-10
New Jersey Nets 2011

Wright, Moses
Los Angeles Clippers 2022
Dallas Mavericks 2022

Young, Thaddeus
Philadelphia 76ers 2008-14
Minnesota Timberwolves 2015
Brooklyn Nets 2016
Indiana Pacers 2017-19
Chicago Bulls 2020-21
San Antonio Spurs 2022
Toronto Raptors 2022

LOUISVILLE (60) JOINED ACC IN JULY 2014

Adel, Deng
Cleveland Cavaliers 2019

Bacon, Henry
San Diego Conquistadors 1973

Beard, Butch
Atlanta Hawks 1970
Cleveland Cavaliers 1972, 1976
Seattle SuperSonics 1973
Golden State Warriors 1974-75
New York Knicks 1976-79

Bond, Phillip
Houston Rockets 1978

Bridgeman, Junior
Milwaukee Bucks 1976-84, 1987
Los Angeles Clippers 1985-86

Burkman, Roger
Chicago Bulls 1982

Clark, Earl
Phoenix Suns 2010-11
Orlando Magic 2011-12
Los Angeles Lakers 2013
Cleveland Cavaliers 2014
New York Knicks 2014
Brooklyn Nets 2015

Coleman, Jack
Rochester Royals 1950-56
St. Louis Hawks 1956-58

Cox, Wesley
Golden State Warriors 1978-79

Dieng, Gorgui
Minnesota Timberwolves 2014-20
Memphis Grizzlies 2020-21
San Antonio Spurs 2021
Atlanta Hawks 2022

Eaves, Jerry
Utah Jazz 1983-84
Atlanta Hawks 1985
Sacramento Kings 1987

Ellison, Pervis
Sacramento Kings 1990
Washington Bullets 1991-94
Boston Celtics 1995-00
Seattle SuperSonics 2001

Gaines, Reece
Orlando Magic 2004
Houston Rockets 2005
Milwaukee Bucks 2005-06

Garcia, Francisco
Sacramento Kings 2006-13
Houston Rockets 2013-15

Gordon, Lancaster
Los Angeles Clippers 1985-88

Griffith, Darrell
Utah Jazz 1981-91

Grosso, Mike
Pittsburgh Condors 1972

Harmon, Jerome
Philadelphia 76ers 1995

Harrell, Montrezl
Houston Rockets 2016-17
Los Angeles Clippers 2018-20
Los Angeles Lakers 2021
Washington Wizards 2022
Charlotte Hornets 2022

Johnson, David
Toronto Raptors 2022

Jones, Carlik
Dallas Mavericks 2022
Denver Nuggets 2022

Jones, Charles
Phoenix Suns 1985-86
Portland Trail Blazers 1988
Washington Bullets 1989

Lee, Damion
Atlanta Hawks 2018
Golden State Warriors 2019-22

Mathiang, Mangok
Charlotte Hornets 2018

McCray, Rodney
Houston Rockets 1984-88
Sacramento Kings 1989-90
Dallas Mavericks 1991-92
Chicago Bulls 1993

McCray, Scooter
Seattle SuperSonics 1984-85
Cleveland Cavaliers 1987

Minor, Greg
Boston Celtics 1995-99

Mitchell, Donovan
Utah Jazz 2018-22

Morton, Dwayne
Golden State Warriors 1995

Murphy, Allen
Kentucky Colonels 1976
Los Angeles Lakers 1977

Naber, Bob
Indianapolis Olympians 1953

Noble, Chuck
Fort Wayne Pistons 1956-57
Detroit Pistons 1958-62

Nwora, Jordan
Milwaukee Bucks 2021-22

Olsen, Bud
Cincinnati Royals 1963-66
San Francisco Warriors 1966-67
Seattle SuperSonics 1968
Boston Celtics 1969
Detroit Pistons 1969
Kentucky Colonels 1970

Onuaku, Chinanu
Houston Rockets 2017-18

Payne, Kenny
Philadelphia 76ers 1990-93

Price, Jim
Los Angeles Lakers 1973-75
Milwaukee Bucks 1975-77
Buffalo Braves 1977
Denver Nuggets 1977-78
Detroit Pistons 1978
Los Angeles Lakers 1979

Rollins, Phil
Philadelphia Warriors 1959
Cincinnati Royals 1959-61
St. Louis Hawks 1961
New York Knicks 1961

Rozier, Clifford
Golden State Warriors 1995-97
Toronto Raptors 1997
Minnesota Timberwolves 1998

Rozier, Terry
Boston Celtics 2016-19
Charlotte Hornets 2020-22

Samuels, Samardo
Cleveland Cavaliers 2011-13

Sims, Alvin
Phoenix Suns 1999

Siva, Peyton
Detroit Pistons 2014

Smith, Chris
New York Knicks 2014

Smith, Derek
Golden State Warriors 1983
San Diego/Los Angeles Clippers 1984-86
Sacramento Kings 1987-89
Philadelphia 76ers 1989-90
Boston Celtics 1991

Smith, Jerry
New Jersey Nets 2012

Smith, LaBradford
Washington Bullets 1992-94
Sacramento Kings 1994

Smith, Russ
New Orleans Pelicans 2015
Memphis Grizzlies 2015-16

Spalding, Ray
Dallas Mavericks 2019
Phoenix Suns 2019
Houston Rockets 2021

Spencer, Felton
Minnesota Timberwolves 1990-93
Utah Jazz 1994-96
Orlando Magic 1997
Golden State Warriors 1997-99
San Antonio Spurs 2000
New York Knicks 2001-02

Thomas, Ron
Kentucky Colonels 1973-76

Thompson, Billy
Los Angeles Lakers 1987-88
Miami Heat 1989-91
Golden State Warriors 1992

Turner, John
Chicago Packers 1962

Tyra, Charlie
New York Knicks 1958-61
Chicago Packers 1962

Unseld, Wes
Baltimore/Washington Bullets 1969-81

Wagner, Milt
Los Angeles Lakers 1988
Miami Heat 1991

Walker, Samaki
Dallas Mavericks 1997-99
San Antonio Spurs 2000-01
Los Angeles Lakers 2002-03
Miami Heat 2004
Washington Wizards 2005
Indiana Pacers 2006

Wheat, DeJuan
Minnesota Timberwolves 1998
Vancouver Grizzlies 1999

Williams, Terrance
New Jersey Nets 2010-11
Houston Rockets 2011-12
Sacramento Kings 2012
Boston Celtics 2013

Wilson, Rick
Atlanta Hawks 1979-80

MIAMI (16) JOINED ACC IN JULY 2004

Allen, Willie
Miami Floridians 1972

Barry, Rick
San Francisco Warriors 1966-67
Oakland Oaks 1969
Washington Capitols 1970
New York Nets 1971-72
Golden State Warriors 1973-78
Houston Rockets 1979-80

Brown, Bruce
Detroit Pistons 2019-20
Brooklyn Nets 2021-22

Diaz, Guillermo
Los Angeles Clippers 2008

Hernandez, Dewan
Toronto Raptors 2020

Hite, Robert
Miami Heat 2007

Horford, Tito
Milwaukee Bucks 1989-90
Washington Bullets 1994

James, Tim
Miami Heat 2000
Charlotte Hornets 2001
Philadelphia 76ers 2002

Jones, DeQuan
Orlando Magic 2013

Jones, James
Indiana Pacers 2004-05
Phoenix Suns 2006-07
Portland Trail Blazers 2008
Miami Heat 2009-14
Cleveland Cavaliers 2015-17

Larkin, Shane
Dallas Mavericks 2014
New York Knicks 2015
Brooklyn Nets 2016
Boston Celtics 2018

Mac, Sheldon
Washington Wizards 2017

McKinney-Jones, Trey
Indiana Pacers 2018

Reed, Davon
Phoenix Suns 2018
Indiana Pacers 2019
Denver Nuggets 2022

Salmons, John
Philadelphia 76ers 2003-06
Sacramento Kings 2007-09, 2012-14
Chicago Bulls 2009-10
Milwaukee Bucks 2010-11
Toronto Raptors 2014
New Orleans Pelicans 2015

Walker IV, Lonnie
San Antonio Spurs 2019-22

NORTH CAROLINA (94)

Anthony, Cole
Orlando Magic 2021-22

Barnes, Harrison
Golden State Warriors 2013-16
Dallas Mavericks 2017-19
Sacramento Kings 2019-22

Bradley, Dudley
Indiana Pacers 1980-81
Phoenix Suns 1982
Chicago Bulls 1983
Washington Bullets 1985-86
Milwaukee Bucks 1987-88
New Jersey Nets 1988
Atlanta Hawks 1989

Bradley, Tony
Utah Jazz 2018-20
Philadelphia 76ers 2021
Oklahoma City Thunder 2021
Chicago Bulls 2022

Brennan, Pete
New York Knicks 1959

Brown, Larry
New Orleans Buccaneers 1968
Oakland Oaks 1969
Washington Caps 1970
Virginia Squires 1971
Denver Rockets 1971-72

Bucknall, Steve
Los Angeles Lakers 1990

Bullock, Reggie
Los Angeles Clippers 2014-15
Phoenix Suns 2015
Detroit Pistons 2016-19
Los Angeles Lakers 2019
New York Knicks 2020-21
Dallas Mavericks 2022

Bunting, Bill
Carolina Cougars 1970

New York Nets....1971
Virginia Squires....1971-72
Carter, Vince
Toronto Raptors....1999-05
New Jersey Nets....2005-09
Orlando Magic....2010-11
Phoenix Suns....2011
Dallas Mavericks....2012-14
Memphis Grizzlies....2015-17
Sacramento Kings....2018
Atlanta Hawks....2019-20
Chamberlain, Bill
Kentucky Colonels....1973
Memphis Tams....1973
Phoenix Suns....1974
Chilcutt, Pete
Sacramento Kings....1992-94
Detroit Pistons....1994
Houston Rockets....1995-96
Vancouver Grizzlies....1997-99
Utah Jazz....2000
Cleveland Cavaliers....2000
Los Angeles Clippers....2000-01
Crompton, Geoff
Denver Nuggets....1979
Portland Trail Blazers....1981
Milwaukee Bucks....1982
San Antonio Spurs....1983
Cleveland Cavaliers....1984
Cunningham, Billy
Philadelphia 76ers....1966-72, 1975-76
Carolina Cougars....1973-74
Daugherty, Brad
Cleveland Cavaliers....1987-94
Davis, Ed
Toronto Raptors....2011-12
Memphis Grizzlies....2013-14
Los Angeles Lakers....2015
Portland Trail Blazers....2016-18
Brooklyn Nets....2019
Utah Jazz....2020
Minnesota Timberwolves....2021
Cleveland Cavaliers....2022
Davis, Hubert
New York Knicks....1993-96
Toronto Raptors....1997
Dallas Mavericks....1998-01
Washington Wizards....2001-02
Detroit Pistons....2003-04
New Jersey Nets....2004
Davis, Walter
Phoenix Suns....1978-88
Denver Nuggets....1989-91, 1992
Portland Trail Blazers....1991
Dillon, John
Washington Capitals....1950
Ellington, Wayne
Minnesota Timberwolves....2010-12
Memphis Grizzlies....2013
Cleveland Cavaliers....2013
Dallas Mavericks....2014
Los Angeles Lakers....2015, 2022
Brooklyn Nets....2016
Miami Heat....2017-19
Detroit Pistons....2019, 2021
New York Knicks....2020
Elston, Darrell
Virginia Squires....1975
Indiana Pacers....1977
Felton, Raymond
Charlotte Bobcats....2006-10
New York Knicks....2011, 2013-14
Denver Nuggets....2011
Portland Trail Blazers....2012
Dallas Mavericks....2015-16
Los Angeles Clippers....2017
Oklahoma City Thunder....2018-19
Ford, Phil
Kansas City Kings....1979-82
New Jersey Nets....1983
Milwaukee Bucks....1983
Houston Rockets....1984-85
Forte, Joseph
Boston Celtics....2002
Seattle SuperSonics....2003
Fox, Rick
Boston Celtics....1992-97
Los Angeles Lakers....1998-04
Glamack, George
Akron Firestones....1942
Rochester Royals....1946-47
Indianapolis Kautskys....1948
Hammond Aces....1949
Indianapolis Jets....1949
Green, Danny
Cleveland Cavaliers....2010
San Antonio Spurs....2011-18
Toronto Raptors....2019
Los Angeles Lakers....2020
Philadelphia 76ers....2021-22
Grubar, Dick
Indiana Pacers....1970
Hairston, P.J.
Charlotte Hornets....2015-16
Memphis Grizzlies....2016
Hansbrough, Tyler
Indiana Pacers....2010-13
Toronto Raptors....2014-15
Charlotte Hornets....2016
Haywood, Brendan
Washington Wizards....2002-10
Dallas Mavericks....2010-12
Charlotte Hornets....2013-14
Cleveland Cavaliers....2015
Henson, John
Milwaukee Bucks....2013-19
Cleveland Cavaliers....2020
Detroit Pistons....2020
Hicks, Isaiah
New York Knicks....2018-19
Jackson, Justin
Sacramento Kings....2018-19
Dallas Mavericks....2019-20
Milwaukee Bucks....2021
Boston Celtics....2022
Phoenix Suns....2022
Jamison, Antawn
Golden State Warriors....1999-03
Dallas Mavericks....2004
Washington Wizards....2005-10
Cleveland Cavaliers....2010-12
Los Angeles Lakers....2013
Los Angeles Clippers....2014
Johnson, Brice
Los Angeles Clippers....2017-18
Memphis Grizzlies....2018
Johnson, Cameron
Phoenix Suns....2020-22
Jones, Bobby
Denver Nuggets....1975-78
Philadelphia 76ers....1979-86
Jordan, Michael
Chicago Bulls....1985-93, 1995-98
Washington Wizards....2002-03
Karl, George
San Antonio Spurs....1974-78
Kearns, Tommy
Syracuse Nationals....1959
Kuester, John
Kansas City Kings....1978
Denver Nuggets....1979
Indiana Pacers....1980
Kupchak, Mitch
Washington Bullets....1977-81
Los Angeles Lakers....1982, 1984-86
LaGarde, Tommy
Denver Nuggets....1978
Seattle SuperSonics....1979-80
Dallas Mavericks....1981-82
New Jersey Nets....1985
Larese, York
Chicago Packers....1962
Philadelphia Warriors....1962
Lawson, Ty
Denver Nuggets....2010-15
Indiana Pacers....2016
Houston Rockets....2016
Sacramento Kings....2017
Lebo, Jeff
San Antonio Spurs....1990
Lewis, Bob
San Francisco Warriors....1968-70
Cleveland Cavaliers....1971
Little, Nassir
Portland Trail Blazers....2020-22
Lynch, George
Los Angeles Lakers....1994-96
Vancouver Grizzlies....1997-98
Philadelphia 76ers....1999-01
Charlotte Hornets....2002
New Orleans Hornets....2003-05
Marshall, Kendall
Phoenix Suns....2013
Los Angeles Lakers....2014
Milwaukee Bucks....2015
Philadelphia 76ers....2016
May, Sean
Charlotte Bobcats....2006-09
Sacramento Kings....2010
McAdoo, James Michael
Golden State Warriors....2015-17
Philadelphia 76ers....2018
McAdoo, Robert
Buffalo Braves....1973-77
New York Knicks....1977-79
Boston Celtics....1979
Detroit Pistons....1980-81
New Jersey Nets....1981
Los Angeles Lakers....1982-85
Philadelphia 76ers....1986
McCants, Rashad
Minnesota Timberwolves....2006-00
Sacramento Kings....2009
McInnis, Jeff
Denver Nuggets....1997
Washington Wizards....1999
Los Angeles Clippers....2000-02
Portland Trail Blazers....2003-04
Cleveland Cavaliers....2004-05
New Jersey Nets....2006
Charlotte Bobcats....2007-08
McKinney, Horace (Bones)
Washington Capitals....1947-51
Boston Celtics....1951-52
Miller, Bill
Chicago Stags....1949
St. Louis Bombers....1949
Miller, Harry
Toronto Huskies....1947
Miller, Larry
Los Angeles Stars....1969-70
Carolina Cougars....1970-72
San Diego Conquistadors....1973-74
Virginia Squires....1974
Utah Stars....1975
Moe, Doug
New Orleans Buccaneers....1968
Oakland Oaks....1969
Carolina Cougars....1970
Virginia Squires....1971-72
Montross, Eric
Boston Celtics....1995-96
Dallas Mavericks....1997
New Jersey Nets....1997
Philadelphia 76ers....1998
Detroit Pistons....1998-01
Toronto Raptors....2001-02
Ndiaye, Makhtar
Vancouver Grizzlies....1999
Noel, David
Milwaukee Bucks....2007
O'Koren, Mike
New Jersey Nets....1981-86, 1988
Washington Bullets....1987
Paige, Marcus
Charlotte Hornets....2018
Perkins, Sam
Dallas Mavericks....1985-90
Los Angeles Lakers....1991-93
Seattle SuperSonics....1993-98
Indiana Pacers....1999-01
Phelps, Derrick
Sacramento Kings....1995
Pinson, Theo
Brooklyn Nets....2019-20
New York Knicks....2021
Dallas Mavericks....2022
Popson, Dave
Los Angeles Clippers....1989
Miami Heat....1989
Boston Celtics....1991
Milwaukee Bucks....1992
Previs, Steve
Carolina Cougars....1973
Reid, Herman (J.R.)
Charlotte Hornets....1990-93, 1998
San Antonio Spurs....1993-96
New York Knicks....1996
Charlotte Hornets....1998
Los Angeles Lakers....1999
Milwaukee Bucks....2000
Cleveland Cavaliers....2001
Rosenbluth, Len
Philadelphia Warriors....1958-59
Salvadori, Kevin
Sacramento Kings....1997-98
Scott, Charlie
Virginia Squires....1971-72
Phoenix Suns....1972-75
Boston Celtics....1976-78
Los Angeles Lakers....1978
Denver Nuggets....1979-80
Shaffer, Lee
Syracuse Nationals....1962-63
Philadelphia 76ers....1964
Sharpe, Day'Ron
Brooklyn Nets....2022
Smith, Kenny
Sacramento Kings....1988-90
Atlanta Hawks....1990
Houston Rockets....1991-96
Detroit Pistons....1997
Orlando Magic....1997
Denver Nuggets....1997
Stackhouse, Jerry
Philadelphia 76ers....1996-98
Detroit Pistons....1998-02
Washington Wizards....2003-04
Dallas Mavericks....2005-09
Milwaukee Bucks....2010
Miami Heat....2011
Atlanta Hawks....2012
Brooklyn Nets....2013
Wallace, Rasheed
Washington Bullets....1996
Portland Trail Blazers....1997-04
Atlanta Hawks....2004
Detroit Pistons....2004-09
Boston Celtics....2010
New York Knicks....2013
Washington, Donald
Denver Nuggets....1975
Utah Stars....1976
Wenstrom, Matt
Boston Celtics....1994
White, Coby
Chicago Bulls....2020-22
Williams, Jawad
Cleveland Cavaliers....2009-11
Williams, Marvin
Atlanta Hawks....2006-12
Utah Jazz....2013-14
Charlotte Hornets....2015-19
Milwaukee Bucks....2020
Williams, Scott
Chicago Bulls....1991-94
Philadelphia 76ers....1995-99
Milwaukee Bucks....1999-01
Denver Nuggets....2002
Phoenix Suns....2003-04
Dallas Mavericks....2004
Cleveland Cavaliers....2005
Williams, Shammond
Atlanta Hawks....1999
Seattle SuperSonics....2000-02
Boston Celtics....2003
Denver Nuggets....2003
Orlando Magic....2004
New Orleans Hornets....2004
Los Angeles Lakers....2007
Wolf, Joe
Los Angeles Clippers....1988-90
Denver Nuggets....1991-92, 1998
Portland Trail Blazers....1993
Boston Celtics....1993
Charlotte Hornets....1995-96, 1999
Orlando Magic....1996
Milwaukee Bucks....1997
Wood, Al
Atlanta Hawks....1982
San Diego Clippers....1982-83
Seattle SuperSonics....1984-86
Dallas Mavericks....1987
Worthy, James
Los Angeles Lakers....1983-94
Wright, Brandan
Golden State Warriors....2008-09, 2011
New Jersey Nets....2011
Dallas Mavericks....2012-15
Memphis Grizzlies....2016-18
Houston Rockets....2018
Wuycik, Dennis
Carolina Cougars....1973-74
St. Louis Spirits....1975
Yonakor, Rich
San Antonio Spurs....1982
Zeller, Tyler
Cleveland Cavaliers....2013-14
Boston Celtics....2015-17
Brooklyn Nets....2018
Milwaukee Bucks....2018
Atlanta Hawks....2019
Memphis Grizzlies....2019
San Antonio Spurs....2020

NC STATE (44)

Bailey, Thurl
Utah Jazz....1984-92
Minnesota Timberwolves....1992-94
Utah Jazz....1999
Barber, Cat
Atlanta Hawks....2022
Bartels, Eddie
Denver Nuggets....1950
New York Knicks....1950
Washington Capitals....1951
Bell, Whitey
New York Knicks....1960-61
Biedenbach, Eddie
Phoenix Suns....1969
Brown, Charles (Chucky)
Cleveland Cavaliers....1990-92, 2001
Los Angeles Lakers....1992
New Jersey Nets....1993
Dallas Mavericks....1994
Houston Rockets....1995-96

Milwaukee Bucks 1997
Phoenix Suns 1997
Atlanta Hawks 1998
Charlotte Hornets 1999-00
San Antonio Spurs 2002

Brown, Lorenzo
Philadelphia 76ers 2014
Minnesota Timberwolves 2015
Phoenix Suns 2016
Toronto Raptors 2018-19

Burleson, Tom
Seattle SuperSonics 1975-77
Kansas City Kings 1978-80
Atlanta Hawks 1981

Carr, Kenny
Los Angeles Lakers 1978-80
Cleveland Cavaliers 1980-82
Detroit Pistons 1982
Portland Trail Blazers 1983-87

Charles, Lorenzo
Atlanta Hawks 1986

Corchiani, Chris
Orlando Magic 1992-93
Washington Bullets 1993
Boston Celtics 1994

Del Negro, Vinny
Sacramento Kings 1989-90
San Antonio Spurs 1993-98
Milwaukee Bucks 1999-00
Golden State Warriors 2001
Phoenix Suns 2001-02

Dickey, Dick
Boston Celtics 1952

Fuller, Todd
Golden State Warriors 1997-98
Utah Jazz 1999
Charlotte Hornets 2000
Miami Heat 2001

Grundy, Anthony
Atlanta Hawks 2006

Gugliotta, Tom
Washington Bullets 1993-95
Golden State Warriors 1995
Minnesota Timberwolves 1995-98
Phoenix Suns 1999-04
Utah Jazz 2004
Boston Celtics 2005
Atlanta Hawks 2005

Hahn, Robert
Chicago Stags 1950

Hickson, J.J.
Cleveland Cavaliers 2009-11
Sacramento Kings 2012
Portland Trail Blazers 2012-13
Denver Nuggets 2014-16
Washington Wizards 2016

Hodge, Julius
Denver Nuggets 2006-07
Milwaukee Bucks 2007

Horner, Dennis
New Jersey Nets 2012

Howard, Brian
Dallas Mavericks 1992-93

Katkaveck, Leo
Washington Capitols 1949-50
Baltimore Bullets 1950

Lowe, Sidney
Indiana Pacers 1984
Detroit Pistons 1985
Atlanta Hawks 1985
Charlotte Hornets 1989
Minnesota Timberwolves 1990

McMillan, Nate
Seattle SuperSonics 1987-98

McQueen, Cozell
Detroit Pistons 1987

Monroe, Rodney
Atlanta Hawks 1992

Nevitt, Chuck
Houston Rockets 1983, 1989-90
Los Angeles Lakers 1985-86
Detroit Pistons 1986-88
Chicago Bulls 1992
San Antonio Spurs 1994

Powell, Josh
Dallas Mavericks 2006
Indiana Pacers 2007
Golden State Warriors 2007
Los Angeles Clippers 2008
Los Angeles Lakers 2009-10
Atlanta Hawks 2011
Houston Rockets 2014

Ranzino, Sammy
Rochester Royals 1952

Richter, John
Boston Celtics 1960

Rohloff, Ken
St. Louis Hawks 1964

Shackleford, Charles
New Jersey Nets 1989-90
Philadelphia 76ers 1992-93
Minnesota Timberwolves 1995
Charlotte Hornets 1999

Shavlik, Ron
New York Knicks 1957-58

Simmons, Cedric
New Orleans Hornets 2007
Cleveland Cavaliers 2008
Chicago Bulls 2008-09
Sacramento Kings 2009

Smith Jr., Dennis
Dallas Mavericks 2018-19
New York Knicks 2019-21
Detroit Pistons 2021
Portland Trail Blazers 2022

Thompson, David
Denver Nuggets 1976-82
Seattle SuperSonics 1983-84

Thompson, Kevin
Portland Trail Blazers 1994

Towe, Monte
Denver Nuggets 1976-77

Warren, T.J.
Phoenix Suns 2015-19
Indiana Pacers 2020-21

Washburn, Chris
Golden State Warriors 1987-88
Atlanta Hawks 1988

Webb, Anthony (Spud)
Atlanta Hawks 1986-91, 1996
Sacramento Kings 1992-95
Minnesota Timberwolves 1996
Orlando Magic 1998

Whitney, Charles (Hawkeye)
Kansas City Kings 1981-82

Williams, C.J.
Los Angeles Clippers 2018
Minnesota Timberwolves 2019

Williford, Vann
Carolina Cougars 1971

NOTRE DAME (67) JOINED ACC IN JULY 2013

Arnzen, Bob
New York Nets 1970
Cincinnati Royals 1971
Indiana Pacers 1973-74

Barnhorst, Leo
Chicago Stags 1950
Indianapolis Olympians 1951-53
Baltimore Bullets 1954
Fort Wayne Pistons 1954

Batton, Dave
Washington Bullets 1983
San Antonio Spurs 1984

Bennett, Elmer
Cleveland Cavaliers 1995
Philadelphia 76ers 1996
Houston Rockets 1997
Denver Nuggets 1997

Boryla, Vince
New York Knicks 1950-54

Brokaw, Gary
Milwaukee Bucks 1974-77
Cleveland Cavaliers 1977
Buffalo Braves 1978

Carr, Austin
Cleveland Cavaliers 1972-80
Dallas Mavericks 1981
Washington Bullets 1981

Carroll,Matt
Portland Trail Blazers 2004
San Antonio Spurs 2004
Charlotte Bobcats 2005-09, 2011-13
Dallas Mavericks 2009-10

Catlett, Sid
Cincinnati Royals 1972

Colson, Bonzie
Milwaukee Bucks 2019

Connaughton, Pat
Portland Trail Blazers 2016-18
Milwaukee Bucks 2019-22

Cooley, Jack
Utah Jazz 2015
Sacramento Kings 2018

Corley, Ray
Syracuse Nationals 1950
Baltimore Bullets 1951
Tri-Cities Blackhawks 1951
Fort Wayne Pistons 1953

Curran, Frannie
Rochester Royals 1949-50

Dantley, Adrian
Buffalo Braves 1977
Indiana Pacers 1978
Los Angeles Lakers 1978-79
Utah Jazz 1980-86
Detroit Pistons 1987-89
Dallas Mavericks 1989-90
Milwaukee Bucks 1991

Davis, William
Chicago Stags 1947

Ellis, LaPhonso
Denver Nuggets 1993-98
Atlanta Hawks 1999-00
Minnesota Timberwolves 2001
Miami Heat 2002-03

Ertel, Mark
Indianapolis Katuskys (NBL) 1941

Faught, Bob
Cleveland Rebels 1947

Flowers, Bruce
Cleveland Cavaliers 1983

Garrity, Pat
Phoenix Suns 1999
Orlando Magic 2000-08

Gordon, Paul
Baltimore Bullets 1950

Grant, Jerian
New York Knicks 2016
Chicago Bulls 2017-18
Orlando Magic 2019
Washington Wizards 2020

Hansbrough, Ben
Indiana Pacers 2013

Hanzlik, Bill
Seattle SuperSonics 1981-82
Denver Nuggets 1983-90

Harangody, Luke
Boston Celtics 2011
Cleveland Cavaliers 2011-12

Hassett, Bill
Buffalo Bisons (NBL) 1947
Tri-Cities Blackhawks (NBL) 1947, 1950
Minneapolis Lakers 1950
Baltimore Bullets 1951

Hawkins, Tom
Minneapolis Lakers 1960
Los Angeles Lakers 1961-62, 1967-69
Cincinnati Royals 1963-66

Humphrey, Ryan
Orlando Magic 2003
Memphis Grizzlies 2003-05

Jackson, Demetrius
Boston Celtics 2017
Houston Rockets 2018
Philadelphia 76ers 2018-19

Jackson, Tracy
Boston Celtics 1982
Chicago Bulls 1982-83
Indiana Pacers 1984

Jones, Collis
Dallas Chaparrals 1972-73
Kentucky Colonels 1974
Memphis Sounds 1975

Kempton, Tim
Los Angeles Clippers 1987
Charlotte Hornets 1989, 1994
Denver Nuggets 1990
Phoenix Suns 1993
Cleveland Cavaliers 1994
Atlanta Hawks 1996
San Antonio Spurs 1997
Orlando Magic 1998
Toronto Raptors 1998

Kleine, Joe
Sacramento Kings 1986-89
Boston Celtics 1989-93
Phoenix Suns 1994-97, 1999
Los Angeles Lakers 1997
New Jersey Nets 1997
Chicago Bulls 1998
Portland Trail Blazers 2000

Klier, Leo
Fort Wayne Pistons 1949-50

Knight, Toby
New York Knicks 1978-80, 1982

Kuka, Ray
New York Knicks 1948-49

Kurz, Rob
Golden State Warriors 2009

Laimbeer, Bill
Cleveland Cavaliers 1981-82
Detroit Pistons 1982-94

Miller, Jay
St. Louis Hawks 1968
Milwaukee Bucks 1969
Los Angeles Stars 1969
Indiana Pacers 1969-71

Moir, John
Akron Firestones (NBL) 1939-1941
Cleveland Allmen (NBL) 1946

Murphy, Troy
Golden State Warriors 2002-07
Indiana Pacers 2007-10
New Jersey Nets 2011
Boston Celtics 2011
Los Angeles Lakers 2012
Dallas Mavericks 2013

Niemiera, John (Richie)
Fort Wayne Pistons 1949-50
Anderson Packers 1950

Nowak, Paul
Akron Firestones (NBL) 1939-42

O'Keefe, Thomas
Baltimore Bullets 1951
Washington Capitols 1951

O'Shea, Kevin
Minneapolis Lakers 1951
Milwaukee Hawks 1952
Baltimore Bullets 1952-53

Paxson, John
San Antonio Spurs 1984-85
Chicago Bulls 1986-94

Quinn, Chris
Miami Heat 2007-09
New Jersey Nets 2010
San Antonio Spurs 2011
Cleveland Cavaliers 2013

Reed, Ron
Detroit Pistons 1966-67

Rensberger, Bob
Chicago Stags 1947

Riska, Eddie
Oshkosh All-Stars (NBL) 1942, 1946-49

Rivers, David
Los Angeles Lakers 1989
Los Angeles Clippers 1990, 1992

Rosenthal, Dick
Fort Wayne Pistons 1955, 1957

Royal, Donald
Minnesota Timberwolves 1990
San Antonio Spurs 1992
Orlando Magic 1993-97, 1998
Golden State Warriors 1997
Charlotte Hornets 1997-98

Shumate, John
Phoenix Suns 1976
Buffalo Braves 1976-78
Detroit Pistons 1978, 1980
Houston Rockets 1980
San Antonio Spurs 1980-81
Seattle SuperSonics 1981

Sluby, Tom
Dallas Mavericks 1985

Sobek, George
Sheboygan Redskins 1950

Stephens, Jack
St. Louis Hawks 1956

Todorovich, Marko
St. Louis Bombers 1950
Tri-Cities Blackhawks 1950-51

Tower, Keith
Orlando Magic 1994-95
Los Angeles Clippers 1996
Milwaukee Bucks 1997

Tripucka, Kelly
Detroit Pistons 1982-86
Utah Jazz 1987-88
Charlotte Hornets 1989-91

Voce, Gary
Cleveland Cavaliers 1990

Williams, Don
Utah Jazz 1980

Williams, Monty
New York Knicks 1995-96
San Antonio Spurs 1996-98
Denver Nuggets 1999
Orlando Magic 2000-02
Philadelphia 76ers 2003

Wukovits, Tom
Akron Firestones (NBL) 1940-41
Toledo Chevrolets (NBL) 1942
Cleveland Allmen (NBL) 1945-46

Woolridge, Orlando
Chicago Bulls 1982-86
New Jersey Nets 1987-88
Los Angeles Lakers 1989-90
Denver Nuggets 1991
Detroit Pistons 1992-93
Milwaukee Bucks 1993
Philadelphia 76ers 1994

Zeller, Luke
Phoenix Suns 2013

PITT (19) JOINED ACC IN JULY 2013

Adams, Steven
Oklahoma City Thunder 2014-20
New Orleans Pelicans 2021
Memphis Grizzlies 2022

Artis, Jamel
Orlando Magic 2018

Bennett, Mel
Virginia Squires 1976
Indiana Pacers 1977-78
Utah Jazz 1981
Cleveland Cavaliers 1982

Blair, DeJaun
San Antonio Spurs....2010-13
Dallas Mavericks....2014
Washington Wizards....2015-16
Blount, Mark
Boston Celtics....2001-02, 2003-06
Denver Nuggets....2003
Minnesota Timberwolves....2006-07
Miami Heat....2009-09
Champagnie, Justin
Toronto Raptors....2022
Cummings, Vonteego
Golden State Warriors....2000-01
Philadelphia 76ers....2002
Gray, Aaron
Chicago Bulls....2008-10
New Orleans Hornets....2010-11
Toronto Raptors....2012-14
Sacramento Kings....2014
Knight, Billy
Indiana Pacers....1975-77, 1979-83
Buffalo Braves....1978
Boston Celtics....1979
Kansas City Kings....1984-85
San Antonio Spurs....1985
Knight, Brandin
Houston Rockets....2005
Lane, Jerome
Denver Nuggets....1989-92
Indiana Pacers....1992
Milwaukee Bucks....1992
Cleveland Cavaliers....1993
Eric Mobley
Milwaukee Bucks....1995-96
Vancouver Grizzlies....1996-97
Morningstar, Darren
Dallas Mavericks....1994
Utah Jazz....1994
Patterson, Lamar
Atlanta Hawks....2016-17
Smith, Charles
Los Angeles Clippers....1989-92
New York Knicks....1993-96
San Antonio Spurs....1996-97
Starr, Keith
Chicago Bulls....1977
Taft, Chris
Golden State Warriors....2006
Wanamaker, Brad
Boston Celtics....2019-20
Golden State Warriors....2021
Charlotte Hornets....2021
Indiana Pacers....2022
Washington Wizards....2022
Young, Sam
Memphis Grizzlies....2010-12
Philadelphia 76ers....2012
Indiana Pacers....2013

SYRACUSE (52) JOINED ACC IN JULY 2013

Addison, Rafael
Phoenix Suns....1987
New Jersey Nets....1992-93
Detroit Pistons....1995
Charlotte Hornets....1996-97
Anthony, Carmelo
Denver Nuggets....2004-11
New York Knicks....2011-17
Oklahoma City Thunder....2018
Houston Rockets....2019
Portland Trail Blazers....2020-21
Los Angeles Lakers....2022
Bing, Dave
Detroit Pistons....1967-75
Washington Bullets....1976-77
Boston Celtics....1978
Brissett, Oshae
Toronto Raptors....2020
Indiana Pacers....2021-22
Brown, Damone
Philadelphia 76ers....2002
Toronto Raptors....2003
New Jersey Nets....2004
Washington Wizards....2005
Byrnes, Marty
Phoenix Suns....1979
New Orleans Jazz....1979
Los Angeles Lakers....1980
Dallas Mavericks....1981
Indiana Pacers....1983
Carter-Williams, Michael
Philadelphia 76ers....2014-15
Milwaukee Bucks....2015-16
Chicago Bulls....2017
Charlotte Hornets....2018
Orlando Magic....2019-21
Christmas, Rakeem
Indiana Pacers....2016-17
Coleman, Derrick
New Jersey Nets....1991-95
Philadelphia 76ers....1996-98, 2002-04
Charlotte Hornets....1999-01
Detroit Pistons....2005
Douglas, Sherman
Miami Heat....1990-92
Boston Celtics....1992-96
Milwaukee Bucks....1996-97
New Jersey Nets....1998, 2000-01
Los Angeles Clippers....1999
DuVal, Dennis
Washington Bullets....1975
Atlanta Hawks....1976
Ellis, LeRon
Los Angeles Clippers....1992
Charlotte Hornets....1994
Miami Heat....1996
Ennis, Tyler
Phoenix Suns....2015
Milwaukee Bucks....2015-16
Houston Rockets....2017
Los Angeles Lakers....2017-18
Flynn, Jonny
Minnesota Timberwolves....2010-11
Houston Rockets....2012
Portland Trail Blazers....2012
Gabor, Billy
Syracuse Nationals....1950-55
Gbinije, Michael
Detroit Pistons....2017
Grant, Jerami
Philadelphia 76ers....2015-17
Oklahoma City Thunder....2017-19
Denver Nuggets....2020
Detroit Pistons....2021-22
Greene, Donte
Sacramento Kings....2009-12
Hackett, Rudy
St. Louis Spirit....1976
New York Nets....1977
Indiana Pacers....1977
Hart, Jason
Milwaukee Bucks....2001
San Antonio Spurs....2002, 2004
Charlotte Hornets....2005
Sacramento Kings....2006-07
Los Angeles Clippers....2007, 2009
Utah Jazz....2008
Denver Nuggets....2009
Minnesota Timberwolves....2010
New Orleans Hornets....2010
Hughes, Elijah
Utah Jazz....2021-22
Portland Trail Blazers....2022
Johnson, Dave
Portland Trail Blazers....1993
Chicago Bulls....1994
Johnson, Wesley
Minnesota Timberwolves....2011-12
Phoenix Suns....2013
Los Angeles Lakers....2014-15
Los Angeles Clippers....2016-18
New Orleans Pelicans....2019
Washington Wizards....2019
Joseph, Kris
Boston Celtics....2013
Brooklyn Nets....2013
Kiley, Jack
Fort Wayne Pistons....1952-53
Lydon, Tyler
Denver Nuggets....2018-19
McCullough, Chris
Brooklyn Nets....2016-17
Washington Wizards....2017-18
Melo, Fab
Boston Celtics....2013
Miller, Edwin
Milwaukee Bucks....1953
Baltimore Bullets....1953-54
Moten, Lawrence
Vancouver Grizzlies....1996-97
Washington Wizards....1998
Nichols, Demetris
Cleveland Cavaliers....2008
Chicago Bulls....2008-09
New York Knicks....2009
Onuaku, Arinze
New Orleans Pelicans....2014
Cleveland Cavaliers....2014
Minnesota Timberwolves....2015
Orlando Magic....2017
Orr, Louis
Indiana Pacers....1981-82
New York Knicks....1983-88
Owens, Billy
Golden State Warriors....1992-94, 2000
Miami Heat....1995-96
Sacramento Kings....1996-98
Seattle SuperSonics....1999
Philadelphia 76ers....2000
Detroit Pistons....2001
Rautins, Andy
New York Knicks....2011
Rautins, Leo
Philadelphia 76ers....1984
Atlanta Hawks....1985
Reddout, Franklin
Rochester Royals....1954
Richardson, Malachi
Sacramento Kings....2017-18
Toronto Raptors....2018-19
Saunders, Fred
Phoenix Suns....1975-76
Boston Celtics....1977-78
New Orleans Jazz....1978
Schayes, Danny
Utah Jazz....1982-83
Denver Nuggets....1983-90
Milwaukee Bucks....1991-94
Los Angeles Lakers....1994
Phoenix Suns....1995
Miami Heat....1996
Orlando Magic....1997-99
Seikaly, Rony
Miami Heat....1989-94
Golden State Warriors....1995-96
Orlando Magic....1997-98
New Jersey Nets....1998-99
Smith, Bill
Portland Trail Blazers....1972-73
Southerland, James
Charlotte Hornets....2014
New Orleans Pelicans....2014
Spicer, Lou
Providence Steam Rollers....1947
Thomas, Etan
Washington Wizards....2002-09
Oklahoma City Thunder....2010
Atlanta Hawks....2011
Thompson, Stephen
Orlando Magic....1992
Sacramento Kings....1992
Waiters, Dion
Cleveland Cavaliers....2013-15
Oklahoma City Thunder....2015-16
Miami Heat....2017-20
Wallace, John
New York Knicks....1997, 2000
Toronto Raptors....1998-99
Detroit Pistons....2001
Phoenix Suns....2002
Miami Heat....2004
Warrick, Hakim
Memphis Grizzlies....2006-09
Milwaukee Bucks....2010
Chicago Bulls....2010
Phoenix Suns....2011-12
New Orleans Hornets....2013
Charlotte Bobcats....2013
Washington, Dwayne
New Jersey Nets....1987-88
Miami Heat....1989
Watkins, Darryl
Sacramento KIngs....2008
New Orleans Hornets....2012
White II, Andrew
Atlanta Hawks....2018

VIRGINIA (33)

Alexander, Cory
San Antonio Spurs....1996-98
Denver Nuggets....1998-00
Orlando Magic....2001
Charlotte Bobcats....2005
Anderson, Justin
Dallas Mavericks....2016-17
Philadelphia 76ers....2017-18
Atlanta Hawks....2019
Brooklyn Nets....2020
Cleveland Cavaliers....2022
Indiana Pacers....2022
Brogdon, Malcolm
Milwaukee Bucks....2017-19
Indiana Pacers....2020-22
Burrough, Junior
Boston Celtics....1996
Carlisle, Rick
Boston Celtics....1985-87
New York Knicks....1988
New Jersey Nets....1990
Crotty, John
Utah Jazz....1993-95, 2001-02
Cleveland Cavaliers....1996
Miami Heat....1997
Portland Trail Blazers....1998-99
Seattle SuperSonics....1999
Detroit Pistons....2000
Denver Nuggets....2003
Crotty, John
Utah Jazz....1993-95, 2001-02
Diakite, Mamadi
Milwaukee Bucks....2021
Oklahoma City Thunder....2022
Gerard, Gus
St. Louis Spirits....1975-76
Denver Nuggets....1976-77
Buffalo Braves....1977-78
Detroit Pistons....1978-79
Kansas City Kings....1979-81
San Antonio Spurs....1981
Gill, Anthony
Washington Wizards....2021-22
Guy, Kyle
Sacramento Kings....2020-21
Miami Heat....2022
Hall, Devon
Oklahoma City Thunder....2020
Harris, Joe
Cleveland Cavaliers....2015-16
Brooklyn Nets....2017-22
Hauser, Sam
Boston Celtics....2022
Huff, Jay
Los Angeles Lakers....2022
Hunter, De'Andre
Atlanta Hawks....2020-22
Iavaroni, Marc
Philadelphia 76ers....1983-85
San Antonio Spurs....1985-86
Utah Jazz....1986-89
Jerome, Ty
Phoenix Suns....2020
Oklahoma City Thunder....2021-22
Key, Braxton
Philadelphia 76ers....2022
Detroit Pistons....2022
Lamp, Jeff
Portland Trail Blazers....1982-84
Milwaukee Bucks....1986
San Antonio Spurs....1986
Los Angeles Lakers....1988-89
Mason, Roger
Chicago Bulls....2003-04
Toronto Raptors....2004
Washington Wizards....2007-08, 2012
San Antonio Spurs....2009-10
New York Knicks....2011
Washington Wizards....2012
New Orleans Hornets....2013
Miami Heat....2014
Murphy III, Trey
New Orleans Pelicans....2022
Parkhill, Barry
Virginia Squires....1974-75
St. Louis Spirits....1976
Perrantes, London
Cleveland Cavaliers....2018
Polynice, Olden
Seattle SuperSonics....1988-91, 1999
Los Angeles Clippers....1991-92, 2004
Detroit Pistons....1993-94
Sacramento Kings....1994-98
Utah Jazz....2000-01
Robinson, Jamal
Miami Heat....2001
Sampson, Ralph
Houston Rockets....1984-88
Golden State Warriors....1988-89
Sacramento Kings....1990-91
Washington Bullets....1992
Scott, Mike
Atlanta Hawks....2013-18
Los Angeles Clippers....2019
Philadelphia 76ers....2019-21
Singletary, Sean
Phoenix Suns....2009
Charlotte Bobcats....2009
Stith, Bryant
Denver Nuggets....1993-00
Boston Celtics....2001
Cleveland Cavaliers....2002
Tobey, Mike
Charlotte Hornets....2017
Walker, Wally
Portland Trail Blazers....1977-78
Seattle SuperSonics....1978-82
Houston Rockets....1983-84
Wilson, Othell
Golden State Warriors....1985
Sacramento Kings....1987

VIRGINIA TECH (16) JOINED ACC IN JULY 2004

Alexander-Walker, Nickeil
New Orleans Pelicans 2020-22
Utah Jazz 2022
Bristow, Allan
Philadelphia 76ers 1974-75
San Antonio Spurs 1976-79
Utah Jazz 1980-81
Dallas Mavericks 1982-83
Carruth, Jimmy
Milwaukee Bucks 1997
Coles, Bimbo
Miami Heat 1991-96, 2004
Golden State Warriors 1996-99
Atlanta Hawks 2000
Cleveland Cavaliers 2001-03
Boston Celtics 2003
Combs, Glen
Dallas Chaparrals 1969-70
Texas Chaparrals 1971
Utah Stars 1971-74
Memphis Pros 1974
Virginia Squires 1975
Curry, Dell
Utah Jazz 1987
Cleveland Cavaliers 1988
Charlotte Hornets 1989-98
Milwaukee Bucks 1999
Toronto Raptors 2000-02
Delaney, Malcolm
Atlanta Hawks 2017-18
Dowdell, Zabian
Phoenix Suns 2011
Eddie, Jarrell
Washington Wizards 2016
Phoenix Suns 2017
Boston Celtics 2018
Chicago Bulls 2018
Green, Erick
Denver Nuggets 2015-16
Utah Jazz 2016
King, Loyd
Memphis Pros 1972-73
Perry, Ron
Minnesota Muskies 1968
Miami Floridians 1969
New York Nets 1969
Indiana Pacers 1969
Carolina Cougars 1970
New Orleans Buccaneers 1970
Robinson, Justin
Washington Wizards 2020
Oklahoma City Thunder 2021
Milwaukee Bucks 2022
Sacramento Kings 2022
Detroit Pistons 2022
Robinson, Wayne
Detroit Pistons 1981
Wetzel, John
Los Angeles Lakers 1968
Phoenix Suns 1971-72, 1976
Atlanta Hawks 1973-75
Young, Perry
Chicago Bulls 1987
Portland Trail Blazers 1987

WAKE FOREST (30)

Aminu, Al-Farouq
Los Angeles Clippers 2011
New Orleans Hornets/Pelicans 2012-14
Dallas Mavericks 2015
Portland Trail Blazers 2016-19
Orlando Magic 2020-21
Chicago Bulls 2021
Bogues, Tyrone (Muggsy)
Washington Bullets 1988
Charlotte Hornets 1989-98
Golden State Warriors 1998-99
Toronto Raptors 2000-01
Budd, David
New York Knicks 1961-65
Chappell, Len
Syracuse Nationals 1963
Philadelphia 76ers 1964
New York Knicks 1964-66
Chicago Bulls 1967
Cincinnati Royals 1967-68
Detroit Pistons 1968
Milwaukee Bucks 1969-70
Cleveland Cavaliers 1971
Atlanta Hawks 1971
Dallas Chaparrals 1972
Childress, Randolph
Portland Trail Blazers 1996-97
Detroit Pistons 1997
Collins, John
Atlanta Hawks 2018-22
Davis, Charlie
Cleveland Cavaliers 1972-73
Portland Trail Blazers 1973-74
Duncan, Tim
San Antonio Spurs 1998-2016
Green, Kenny
Washington Bullets 1986
Philadelphia 76ers 1986-87
Hemric, Dickie
Boston Celtics 1956-57
Hoard, Jaylen
Portland Trail Blazers 2020
Oklahoma City Thunder 2021-22
Howard, Josh
Dallas Mavericks 2004-10
Washington Wizards 2010-11
Utah Jazz 2012
Minnesota Timberwolves 2013
Johnson, Frank
Washington Bullets 1982-88
Houston Rockets 1989
Phoenix Suns 1993-94
Johnson, James
Chicago Bulls 2010-11
Toronto Raptors 2011-12, 2015-16
Sacramento Kings 2013
Memphis Grizzlies 2014
Miami Heat 2017-20
Minnesota Timberwolves 2020
Dallas Mavericks 2021
New Orleans Pelicans 2021
Brooklyn Nets 2022
Johnstone, Jim
San Antonio Spurs 1983
Detroit Pistons 1983
King, Chris
Seattle SuperSonics 1994
Vancouver Grizzlies 1996
Utah Jazz 1999
LaRue, Rusty
Chicago Bulls 1998-00
Utah Jazz 2002
Golden State Warriors 2004
Long, Paul
Detroit Pistons 1968, 1970
Kentucky Colonels 1969
Buffalo Braves 1971
McGregor, Gil
Cincinnati Royals 1972
Morgan, Guy
Indiana Pacers 1983
Paul, Chris
New Orleans Hornets 2006-11
Los Angeles Clippers 2012-17
Houston Rockets 2018-19
Oklahoma City Thunder 2020
Phoenix Suns 2021-22
Rogers, Rodney
Denver Nuggets 1994-95
Los Angeles Clippers 1996-99
Phoenix Suns 2000-02
Boston Celtics 2002
New Jersey Nets 2003-04
New Orleans Hornets 2005
Philadelphia 76ers 2005
Rudd, Delaney
Utah Jazz 1990-92
Portland Trail Blazers 1993
Smith, Ishmael
Houston Rockets 2011
Memphis Grizzlies 2011
Golden State Warriors 2012
Orlando Magic 2012-13
Milwaukee Bucks 2013
Phoenix Suns 2014
Oklahoma City Thunder 2015
Philadelphia 76ers 2015-16
New Orleans Pelicans 2016
Detroit Pistons 2017-19
Washington Wizards 2020-22
Charlotte Hornets 2022
Songaila, Darius
Sacramento Kings 2004-05
Chicago Bulls 2006
Washington Wizards 2007-09
New Orleans Hornets 2010
Philadelphia 76ers 2011
Teague, Jeff
Atlanta Hawks 2010-16, 2020
Indiana Pacers 2017
Minnesota Timberwolves 2018-20
Boston Celtics 2021
Milwaukee Bucks 2021
Tucker, Anthony
Washington Bullets 1995
Watts, Ron
Boston Celtics 1966-67
Woollard, Bob
Miami Floridians 1970
Young, Danny
Seattle SuperSonics 1985-88
Portland Trail Blazers 1989-92
Los Angeles Clippers 1992
Detroit Pistons 1993
Milwaukee Bucks 1995

MARYLAND (38) ACC MEMBER UNTIL 2014

Baxter, Lonny
Chicago Bulls 2003-04
Washington Wizards 2004
Toronto Raptors 2004
New Orleans Hornets 2005
Houston Rockets 2006
Charlotte Bobcats 2006
Blake, Steve
Washington Wizards 2004-05
Portland Trail Blazers 2006, 2008-10
Milwaukee Bucks 2007
Denver Nuggets 2007
Los Angeles Clippers 2010
Los Angeles Lakers 2011-14
Golden State Warriors 2014
Booth, Keith
Chicago Bulls 1999
Boston, Lawrence
Washington Bullets 1980
Branch, Adrian
Los Angeles Lakers 1987
New Jersey Nets 1988
Portland Trail Blazers 1989
Minnesota Timberwolves 1990
Burns, Evers
Sacramento Kings 1994
Coleman, Ben
New Jersey Nets 1987-88
Philadelphia 76ers 1988-89
Milwaukee Bucks 1991
Detroit Pistons 1994
Davis, Brad
Los Angeles Lakers 1978-79
Indiana Pacers 1979-80
Utah Jazz 1980
Dallas Mavericks 1981-92
Davis, Mike
New York Knicks 1983
Dixon, Juan
Washington Wizards 2003-05, 2009
Portland Trail Blazers 2006-07
Toronto Raptors 2007
Detroit Pistons 2008
Ekezie, Obinna
Vancouver Grizzlies 2000
Dallas Mavericks 2001
Washington Wizards 2001
Los Angeles Clippers 2002
Elmore, Len
Indiana Pacers 1975-79
Kansas City Kings 1980
Milwaukee Bucks 1981
New Jersey Nets 1982-83
New York Knicks 1984
Francis, Steve
Houston Rockets 2000-04, 2008
Orlando Magic 2005-06
New York Knicks 2006-07
Greenspan, Jerry
Philadelphia 76ers 1964-65
Howard, Maurice
Cleveland Cavaliers 1977
Jasikevicius, Sarunas
Indiana Pacers 2006-07
Golden State Warriors 2007
King, Albert
New Jersey Nets 1982-87
Philadelphia 76ers 1988
San Antonio Spurs 1989
Washington Bullets 1992
Len, Alex
Phoenix Suns 2014
Lewis, Cedric
Washington Bullets 1996
Lucas, John
Houston Rockets 1977-78, 1985-86, 1990
Golden State Warriors 1979-81
Washington Bullets 1982-83
San Antonio Spurs 1984
Milwaukee Bucks 1987-88
Seattle SuperSonics 1989
Massenburg, Tony
San Antonio Spurs 1991-92, 2005
Charlotte Hornets 1992
Boston Celtics 1992
Golden State Warriors 1992
Los Angeles Clippers 1995
Toronto Raptors 1996
Philadelphia 76ers 1996
New Jersey Nets 1997
Vancouver Grizzlies 1998-99; 2001
Houston Rockets 2000
Memphis Grizzlies 2002
Utah Jazz 2003
Sacramento Kings 2004
McCray, Chris
Milwaukee Bucks 2007
McMillen, Tom
Buffalo Braves 1976-77
New York Knicks 1977
Atlanta Hawks 1978-83
Washington Bullets 1984-86
Morris, Terence
Houston Rockets 2002-03
Orlando Magic 2006
Mustaf, Jerrod
New York Knicks 1991
Phoenix Suns 1992-94
O'Brien, Jim
New York Nets 1974
Memphis Sounds 1975
Pittman, Charles
Phoenix Suns 1983-86
Profit, Laron
Washington Wizards 2000-01, 2005
Los Angeles Lakers 2006
Sheppard, Steve
Chicago Bulls 1978-79
Detroit Pistons 1979
Shue, Gene
Philadelphia Warriors 1955
New York Knicks 1955-56, 1963
Fort Wayne Pistons 1957
Detroit Pistons 1958-62
Baltimore Bullets 1964
Smith, Joe
Golden State Warriors 1996-98
Philadelphia 76ers 1998, 2007
Minnesota Timberwolves 1999-00, 2002-03
Detroit Pistons 2001
Milwaukee Bucks 2004-06
Denver Nuggets 2007
Cleveland Cavaliers 2008-09
Atlanta Hawks 2010
Strawberry, D.J.
Phoenix Suns 2008
Vasquez, Greivis
Memphis Grizzlies 2011
New Orleans Hornets 2012-13
Wilcox, Chris
Los Angeles Clippers 2003-05
Seattle SuperSonics 2006-08
New York Knicks 2009
Detroit Pistons 2010-11
Boston Celtics 2012-13
Williams, Charles (Buck)
New Jersey Nets 1982-89
Portland Trail Blazers 1990-96
New York Knicks 1997-98
Williams, Jordan
New Jersey Nets 2012
Williams, Walt
Sacramento Kings 1993-96
Miami Heat 1996
Toronto Raptors 1997-98
Portland Trail Blazers 1998-99
Houston Rockets 2000-02
Dallas Mavericks 2003
Yates, Barry
Philadelphia 76ers 1972

NATIONAL BASKETBALL ASSOCIATION (NBA)

NBA Most Valuable Player

1969	Wes Unseld	Washington
1973	Dave Cowens	Boston
1975	Bob McAdoo	Buffalo
1989	Michael Jordan	Chicago
1991	Michael Jordan	Chicago
1992	Michael Jordan	Chicago
1996	Michael Jordan	Chicago
1998	Michael Jordan	Chicago
2002	Tim Duncan	San Antonio
2003	Tim Duncan	San Antonio

NBA Rookie of the Year

1966	Rick Barry	San Francisco
1967	Dave Bing	Syracuse
1969	Wes Unseld	Washington
1971	Dave Cowens	Boston
1973	Bob McAdoo	Buffalo
1977	Adrian Dantley	Buffalo
1978	Walter Davis	Phoenix
1979	Phil Ford	Kansas City
1981	Darrell Griffith	Utah
1982	Buck Williams	New Jersey
1984	Ralph Sampson	Houston
1985	Michael Jordan	Chicago
1991	Derrick Coleman	New Jersey
1995	Grant Hill	Detroit
1998	Tim Duncan	San Antonio
1999	Vince Carter	Toronto
2000	Elton Brand	Chicago
2000	Steve Francis	Houston
2006	Chris Paul	New Orleans
2012	Kyrie Irving	Cleveland
2014	Michael-Carter Williams	Phil.
2017	Malcolm Brogdon	Milwaukee
2022	Scottie Barnes	Toronto

NBA Defensive Player of the Year

1988	Michael Jordan	Chicago

NBA Sixth Man of the Year

1983	Bobby Jones	Philadelphia
1994	Dell Curry	Charlotte
2000	Rodney Rogers	Phoenix
2004	Antawn Jamison	Dallas
2020	Montrezl Harrell	L.A. Clippers

NBA Most Improved Player

1990	Rony Seikaly	Miami
1992	Pervis Ellison	Washington
1995	Dana Barros	Philadelphia
2020	Brandon Ingram	New Orleans

NBA Coach of the Year

1969	Gene Shue	Baltimore
1982	Gene Shue	Washington
1988	Doug Moe	Denver
2001	Larry Brown	Philadelphia
2002	Rick Carlisle	Detroit
2013	George Karl	Denver

NBA Sportsmanship Award

2005	Grant Hill	Orlando
2006	Elton Brand	LA Clippers
2007	Luol Deng	Chicago
2008	Grant Hill	Phoenix
2010	Grant Hill	Phoenix
2020	Vince Carter	Atlanta

All-NBA First Team

1947	Bones McKinney	Wash.
1960	Gene Shue	Detroit
1966	Rick Barry	San Francisco
1967	Rick Barry	San Francisco
1968	Dave Bing	Detroit
1969	Billy Cunningham	Philadelphia
1970	Billy Cunningham	Philadelphia
1971	Billy Cunningham	Philadelphia
1971	Dave Bing	Detroit
1975	Bob McAdoo	Buffalo
1975	Rick Barry	Golden State
1976	Rick Barry	Golden State
1978	David Thompson	Denver
1987	Michael Jordan	Chicago
1988	Michael Jordan	Chicago
1989	Michael Jordan	Chicago
1990	Michael Jordan	Chicago
1991	Michael Jordan	Chicago
1992	Michael Jordan	Chicago
1993	Michael Jordan	Chicago
1993	Mark Price	Cleveland
1996	Michael Jordan	Chicago
1997	Michael Jordan	Chicago
1998	Michael Jordan	Chicago
1998	Tim Duncan	San Antonio
1999	Tim Duncan	San Antonio
2000	Tim Duncan	San Antonio
2001	Tim Duncan	San Antonio
2002	Tim Duncan	San Antonio
2003	Tim Duncan	San Antonio
2004	Tim Duncan	San Antonio
2005	Tim Duncan	San Antonio
2007	Tim Duncan	San Antonio
2008	Chris Paul	New Orleans
2012	Chris Paul	L.A. Clippers
2013	Chris Paul	L.A. Clippers
2013	Tim Duncan	San Antonio
2014	Chris Paul	L.A. Clippers
2022	Jayson Tatum	Boston

All-NBA Second Team

1949	Bones McKinney	Wash.
1961	Gene Shue	Detroit
1972	Billy Cunningham	Philadelphia
1973	Rick Barry	Golden State
1973	Dave Cowens	Boston
1974	Bob McAdoo	Buffalo
1975	Dave Cowens	Boston
1976	Dave Cowens	Boston
1978	Walter Davis	Phoenix
1979	Walter Davis	Phoenix
1979	Phil Ford	Kansas City
1981	Adrian Dantley	Utah
1983	Buck Williams	New Jersey
1985	Ralph Sampson	Houston
1996	Grant Hill	Detroit
1997	Grant Hill	Detroit
1998	Grant Hill	Detroit
1999	Grant Hill	Detroit
2000	Grant Hill	Detroit
2001	Vince Carter	Toronto
2004	Sam Cassell	Minnesota
2006	Elton Brand	L.A. Clippers
2006	Tim Duncan	San Antonio
2007	Chris Bosh	Toronto
2008	Tim Duncan	San Antonio
2009	Tim Duncan	San Antonio
2009	Chris Paul	New Orleans
2010	Carmelo Anthony	NY Knicks
2013	Carmelo Anthony	NY Knicks
2015	Chris Paul	LA Clippers
2016	Chris Paul	LA Clippers
2019	Kyrie Irving	Boston
2020	Chris Paul	Oklahoma City
2021	Chris Paul	Phoenix

All-NBA Third Team

1989	Mark Price	Cleveland
1990	James Worthy	L.A. Lakers
1991	James Worthy	L.A. Lakers
1992	Mark Price	Cleveland
1992	Brad Daugherty	Cleveland
1994	Mark Price	Cleveland
1993	Derrick Coleman	New Jersey
1994	Derrick Coleman	New Jersey
2000	Vince Carter	Toronto
2006	Carmelo Anthony	Denver
2008	Carlos Boozer	Utah
2011	Chris Paul	New Orleans
2012	Carmelo Anthony	NY Knicks
2015	Tim Duncan	San Antonio
2015	Kyrie Irving	Cleveland
2020	Jayson Tatum	Boston
2021	Kyrie Irving	Brooklyn
2022	Chris Paul	Phoenix

NBA Finals MVP

1975	Rick Barry	San Francisco
1978	Wes Unseld	Washington
1988	James Worthy	L.A. Lakers
1991	Michael Jordan	Chicago
1992	Michael Jordan	Chicago
1993	Michael Jordan	Chicago
1996	Michael Jordan	Chicago
1997	Michael Jordan	Chicago
1998	Michael Jordan	Chicago
1999	Tim Duncan	San Antonio
2003	Tim Duncan	San Antonio
2005	Tim Duncan	San Antonio

All-NBA Rookie - First Team

1964	Art Heyman	New York
1966	Billy Cunningham	Philadelphia
1966	Rick Barry	San Francisco
1967	Jack Marin	Baltimore
1967	Dave Bing	Detroit
1968	Gary Gregor	Phoenix
1971	Dave Cowens	Boston
1972	Austin Carr	Cleveland
1975	Tom Burleson	Kansas City
1976	John Shumate	Phoenix
1977	Mitch Kupchak	Washington
1977	John Lucas	Houston
1977	Adrian Dantley	Buffalo
1978	Walter Davis	Phoenix
1979	Phil Ford	Kansas City
1982	Buck Williams	New Jersey
1982	Kelly Tripuka	Detroit
1983	James Worthy	L.A. Lakers
1984	Ralph Sampson	Houston
1984	Thurl Bailey	Utah
1985	Michael Jordan	Chicago
1985	Sam Perkins	Dallas
1987	Brad Daugherty	Cleveland
1988	Kenny Smith	Sacramento
1990	Sherman Douglas	Miami
1991	Derrick Coleman	New Jersey
1992	Billy Owens	Golden State
1993	Tom Gugliotta	Wash.
1995	Grant Hill	Detroit
1996	Joe Smith	Golden State
1996	Jerry Stackhouse	Philadelphia
1997	Stephon Marbury	Minnesota
1998	Tim Duncan	San Antonio
1999	Vince Carter	Toronto
1999	Matt Harpring	Orlando
2000	Elton Brand	Chicago
2000	Steve Francis	Houston
2002	Shane Battier	Memphis
2004	Chris Bosh	Toronto
2004	Carmelo Anthony	Denver
2005	Josh Howard	Dallas
2005	Luol Deng	Chicago
2006	Chris Paul	New Orleans
2008	Al Thornton	LA Clippers
2012	Kyrie Irving	Cleveland
2012	Iman Shumpert	NY Knicks
2013	Dion Waiters	Cleveland
2013	Harrison Barnes	Golden State
2014	Michael-Carter Williams	Phil.
2014	Mason Plumlee	Brooklyn
2016	Jahlil Okafor	Philadelphia
2017	Malcolm Brogdon	Milwaukee
2018	Donovan Mitchell	Utah
2018	Jayson Tatum	Boston
2019	Marvin Bagley III	Sacramento
2020	Zion Williamson	New Orleans
2022	Scottie Barnes	Toronto

All-NBA Rookie - Second Team

1990	J.R. Reid	Charlotte
1991	Dennis Scott	Orlando
1992	Rick Fox	Boston
1995	Eric Montross	Boston
1995	Sharone Wright	Philadelphia
1996	Rasheed Wallace	Washington
1999	Antawn Jamison	Golden St.
2003	Carlos Boozer	Cleveland
2003	Jay Williams	Chicago
2004	Josh Howard	Dallas
2006	Raymond Felton	Charlotte
2006	Marvin Williams	Atlanta
2007	Craig Smith	Minnesota
2008	Thaddeus Young	Philadelphia
2010	DuJuan Blair	San Antonio
2011	Derrick Favors	Utah
2013	Kyle Singler	Detroit
2013	Tyler Zeller	Cleveland
2014	Stephen Adams	Okla. City
2014	Gorgui Deng	Minnesota
2016	Justise Winslow	Miami
2017	Brandon Ingram	LA Lakers
2018	Dennis Smith	Denver
2018	John Collins	Atlanta
2020	Coby White	Chicago
2021	Patrick Williams	Chicago

All-NBA Defensive - First Team

1976	Dave Cowens	Boston
1977	Bobby Jones	Denver
1978	Bobby Jones	Denver
1979	Bobby Jones	Philadelphia
1980	Bobby Jones	Philadelphia
1981	Bobby Jones	Philadelphia
1982	Bobby Jones	Philadelphia
1983	Bobby Jones	Philadelphia
1984	Bobby Jones	Philadelphia
1984	Tree Rollins	Atlanta
1988	Michael Jordan	Chicago
1989	Michael Jordan	Chicago
1989	Larry Nance	Cleveland
1990	Buck Williams	New Jersey
1990	Michael Jordan	Chicago
1991	Michael Jordan	Chicago
1991	Buck Williams	New Jersey
1992	Michael Jordan	Chicago
1993	Michael Jordan	Chicago
1996	Michael Jordan	Chicago
1998	Michael Jordan	Chicago
1999	Tim Duncan	San Antonio
2000	Tim Duncan	San Antonio
2001	Tim Duncan	San Antonio
2002	Tim Duncan	San Antonio
2003	Tim Duncan	San Antonio
2005	Tim Duncan	San Antonio
2007	Tim Duncan	San Antonio
2008	Tim Duncan	San Antonio
2009	Chris Paul	New Orleans
2012	Chris Paul	LA Clippers
2015	Chris Paul	LA Clippers
2016	Chris Paul	LA Clippers
2017	Chris Paul	LA Clippers

All-NBA Defensive - Second Team

1975	Dave Cowens	Boston
1980	Dave Cowens	Boston
1981	Dudley Bradley	Indiana
1985	Bobby Jones	Philadelphia
1988	Buck Williams	New Jersey
1992	Buck Williams	Portland
1992	Larry Nance	Cleveland
1993	Larry Nance	Cleveland
1993	Horace Grant	Chicago
1994	Horace Grant	Chicago
1995	Horace Grant	Orlando
1995	Nate McMillan	Seattle
1996	Horace Grant	Orlando
1998	Tim Duncan	San Antonio
2004	Tim Duncan	San Antonio
2006	Tim Duncan	San Antonio
2008	Chris Paul	New Orleans
2008	Shane Battier	Houston
2009	Tim Duncan	San Antonio
2009	Shane Battier	Houston
2010	Tim Duncan	San Antonio
2011	Chris Paul	New Orleans
2015	Tim Duncan	San Antonio
2017	Danny Green	San Antonio

NBA Scoring Leaders

1967	Rick Barry, SF	35.6
1974	Bob McAdoo, Buffalo	30.6
1975	Bob McAdoo, Buffalo	34.5
1976	Bob McAdoo, Buffalo	31.1
1981	Adrian Dantley, Utah	30.7
1984	Adrian Dantley, Utah	30.6
1987	Michael Jordan, Chi.	37.1
1988	Michael Jordan, Chi.	35.0
1989	Michael Jordan, Chi.	32.5
1990	Michael Jordan, Chi.	33.6
1991	Michael Jordan, Chi.	31.5
1992	Michael Jordan, Chi.	30.1
1993	Michael Jordan, Chi.	32.6
1996	Michael Jordan, Chi.	30.4
1997	Michael Jordan, Chi.	29.6
1998	Michael Jordan, Chi.	28.7
2013	Carmelo Anthony, NY	28.7

NBA Rebounding Leaders

1975	Wes Unseld, Wash	14.8
1986	Bill Laimbeer, Det.	13.1

NBA Assists Leaders

2008	Chris Paul, NO	11.6
2009	Chris Paul, NO	11.0
2014	Chris Paul, LAC	10.7
2014	Chris Paul, Phoenix	10.8

NBA Steals Leaders

1988	Michael Jordan, Chi.	3.2
1990	Michael Jordan, Chi.	2.8
1993	Michael Jordan, Chi.	2.8
1994	Nate McMillan, Seattle	3.0
2008	Chris Paul, NO	2.7
2009	Chris Paul, NO	2.8
2011	Chris Paul, NO	2.4
2012	Chris Paul, LAC	2.5
2013	Chris Paul, LAC	2.4
2014	Chris Paul, LAC	2.5

NBA Blocked Shots Leaders

1983	"Tree" Rollins, Atl.	4.3
2002	Tim Duncan, SA	4.3

NBA FG Percentage Leaders

1974	Bob McAdoo, Buffalo	.547
1976	Wes Unseld, Wash.	.561
1978	Bobby Jones, Phil.	.578
1991	Buck Williams, Port.	.602
1992	Buck Williams, Port.	.604

NBA FT Percentage Leaders

1972	Jack Marin, Balt.	.894
1973	Rick Barry, GS	.902
1975	Rick Barry, GS	904
1976	Rick Barry, GS	923
1978	Rick Barry, GS	.924
1979	Rick Barry, Hou.	947
1980	Rick Barry, Hou.	935
1992	Mark Price, Cleve.	.947
1993	Mark Price, Cleve.	.948
1995	Spud Webb, Sac.	.934
1997	Mark Price, GS	.906
2019	Malcolm Brogdon, Mil.	.928

AMERICAN BASKETBALL ASSOCIATION (ABA)

ABA Player of the Year

1973	Billy Cunningham	Carolina

ABA Rookie of the Year

1971	Charlie Scott	Virginia
1976	David Thompson	Denver

ABA Coach of the Year

1970	Joe Belmont	Denver
1973	Larry Brown	Carolina

ABA Scoring Leaders

1972	Charlie Scott, Virginia	34.6

ABA FG Percentage Leaders

1975	Bobby Jones, Denver	.604
1976	Bobby Jones, Denver	.581

ABA Assists Leaders

1968	Larry Brown, New Orleans	6.5
1969	Larry Brown, Oakland	7.1
1970	Larry Brown, Wash.	7.1

SCORING

POINTS SCORED

Game:
58 by Danny Ferry, Duke vs. Miami (Fla.), Dec. 12, 1988 (36 minutes, 23-26 FG, 2-3 3FG 10-12 FT, 7 assists)
ACC Game:
50 by Len Chappell, Wake Forest vs. Virginia, Feb. 12, 1962 (38 minutes, 18-24 FG, 14-19 FT, 24 reb.)
Season:
970 by Dennis Scott, Georgia Tech, 1990 (336 FGs, 161 FTs, 35 games, 27.7 ppg)
Season - ACC Games:
473 by Walt Williams, Maryland, 1992 (473 FGs, 62 3FGs, 85 FTs, 29.6 ppg)
Career:
2,872 by Tyler Hansbrough, North Carolina, 2006-09 (939 FGs, 12 3FGs, 982 FTs, 142 games, 20.2 ppg)

POINTS PER GAME

Season:
32.1 by Buzzy Wilkinson, Virginia, 1955 (898 points in 28 games, 308-740 FGs, 366-282 FTs.)
Season - ACC Games:
32.9 by Buzzy Wilkinson, Virginia, 1955 & Len Chappell, Wake Forest, 1961 (460 points in 14)
Career:
28.1 by Buzzy Wilkinson, Virginia, 1953-55 (2,233 points in 78 games (784 FGs, 665 FTs)

GAMES SCORING IN DOUBLE FIGURES

Career:
133 by Tyler Hansbrough, UNC (2006-09)
129 by Kyle Singler, Duke (2008-11)
129 by Johnny Dawkins, Duke (1983-86)
Consecutive:
86 by Jeff Mullins, Duke 1962-64 (each of his 86 career games)
Consecutive Games with 30 Points or More:
8 by Len Chappell, Wake Forest 1961-62

40-POINT GAMES

Career:
10 by Buzzy Wilkinson, Virginia, 1954-55
Season:
5 by Buzzy Wilkinson, Virginia, 1954 & 1955

REBOUNDING

Game:
36 by Dickie Hemric, Wake Forest vs. Clemson, Feb. 4, 1955
ACC Game:
36 by Dickie Hemric, Wake Forest vs. Clemson, Feb. 4, 1955
Season:
581 by Ronnie Shavlik, NC State, 1955 (32 games, 18.1 average)
Season - ACC Games:
239 by Tim Duncan, Wake Forest, 1997 (239 rebounds in 16 games)
Career:
1,802 by Dickie Hemric, Wake Forest, 1952-55 (104 games, 17.3 average)

REBOUNDS PER GAME

Season:
19.5 by Ronnie Shavlik, NC State, 1956 (545 rebounds in 28 games)
Season - ACC Games:
16.0 by Billy Cunningham, North Carolina, 1964 (224 rebounds in 14 games)
Career:
17.3 by Dickie Hemric, Wake Forest, 1952-55 (1,802 rebounds, 104 games)

FIELD GOALS

FIELD GOALS MADE

Game:
27 by David Thompson, NC State vs. Buffalo, Dec. 5, 1974 (34 minutes, 57 points, 27-37 FGs, 17 Reb.)
ACC Game:
19 by Lennie Rosenbluth, North Carolina vs. Clemson, March 7, 1957 (39 minutes, 45 points, 19-31 FGs)
19 by Butch Zatezalo, Clemson vs. Wake Forest, Feb. 18, 1969 (40 minutes, 46 points, 19-38 FGs, 6 Reb.)



Clemson's Butch Zatezalo tied a school record with a 46-point effort in a 100-84 loss at Wake Forest on Feb. 18, 1969. The Aliquippa, Pa., junior made 19 of 38 from the floor against the Demon Deacons.

Season:
347 by David Thompson, NC State, 1975 (635 attempts, .546 pct.)
Career:
1,026 by Johnny Dawkins, Duke, 1983-86 (2,019 attempts, .508 pct.)

FIELD GOAL ATTEMPTS

Game:
44 by Buzzy Wilkinson, Virginia vs. Duke, March 4, 1954 (40 min., 42 points, 13-44, 16-22 FTs)
44 by Grady Wallace, South Carolina vs. NC State, Feb. 9, 1957 (40 min., 45 points, 19-44)
ACC Game:
44 by Buzzy Wilkinson, Virginia vs. Duke, March 4, 1954 (40 min., 42 points, 13-44, 16-22 FTs)
44 by Grady Wallace, South Carolina vs. NC State, Feb. 9, 1957 (40 min., 45 points, 19-44 FGs)
Season:
767 by Buzzy Wilkinson, Virginia, 1954 (288 field goals made, .375 pct., 28.4 FG attempts per game)
Career:
2,019 by Johnny Dawkins, Duke, 1983-86 (made 1,026, .508 pct.)

FIELD GOAL PERCENTAGE

Game:
1.000 by Brad Daugherty, North Carolina vs. UCLA, 11-24-85 (13 of 13; most attempts)
ACC Game:
1.000 by Scott Williams, North Carolina vs. Virginia, Jan. 13, 1990 (12 of 12, 31 points, 6 Reb.)
Season:
.697 by Brendan Haywood, North Carolina, 2000 (191 of 274)
Season - ACC Games:
.733 by Brendan Haywood, North Carolina, 2000 (88 of 120)
Career:
.637 by Brendan Haywood, North Carolina, 1997-2001 (541 of 849)

CONSECUTIVE FIELD GOALS

Game:
13 by Brad Daugherty, North Carolina vs. UCLA, Nov. 24, 1985 (13 of 13)
ACC Game:
12 by Scott Williams, North Carolina vs. Virginia, Jan. 13, 1990 (12 of 12)
12 by Ernie Wiggins, Wake Forest vs. NC State, Feb. 25, 1956 (12 of 13)
Season:
20 by Alaa Abdelnaby, Duke, 1989

3-POINT FIELD GOALS

THREE-POINT FIELD GOALS MADE

Game:
11 by Dennis Scott, Georgia Tech vs. Houston, Dec. 28, 1988 (39 points, 11 of 19)
11 by Craig Dawson, Wake Forest vs. Clemson, (2ot) Feb. 13, 2002 (38 points, 11 of 17)
ACC Game:
11 by Craig Dawson, Wake Forest vs. Clemson, (2ot) Feb. 13, 2002 (38 points, 11 of 17)
Season:
139 by J.J. Redick, Duke, 2006 (330 attempts, .421 pct., 36 games, 3.9 made per game)
Season - ACC Games:
78 by Curtis Staples, Virginia, 1998 (196 attempts, .397 pct., 16 games, 4.9 made per game)
Career:
457 by J.J. Redick, Duke, 2003-06 (1,126 attempts, .405 pct., 139 games, 3.3 made per game)

THREE-POINT FIELD GOAL ATTEMPTS

Game:
22 by Walt Williams, Maryland vs. Clemson, Feb. 22, 1992 (39 min., 34 points, 6 of 22)
ACC Game:
22 by Walt Williams, Maryland vs. Clemson, Feb. 22, 1992 (39 min., 34 points, 6 of 22)
Season:
333 by Curtis Staples, Virginia, 1998 (130 made, .390 pct., 30 games, 11.1 attempts per game)
Season - ACC Games:
196 by Curtis Staples, Virginia, 1998 (79 made, .397 pct., 16 games, 12.3 attempts per game)
Career:
1,126 by J.J. Redick, Duke, 2003-06 (457 made, .405 pct, 139 games, 8.1 attempts per game)

3-POINT FIELD PERCENTAGE

Game (minimum 7 made):
1.000 by James Collins, Florida State (95) vs. South Florida (88), Nov. 29, 1994 (7 of 7, 29 points)
1.000 by Sam Cassell, Florida State (94) vs. Tulane (63), March 20, 1993 (7 of 7, 31 points)
1.000 by Allerik Freeman, NC State (95) vs. North Carolina (91) ot, January 27, 2018 (7 of 7, 29 points)
ACC Game (minimum 7 made):
1.000 by Allerik Freeman, NC State (95) vs. North Carolina (91) ot, January 27, 2018 (7 of 7, 29 points)
Season:
.557 by Christian Laettner, Duke, 1992 (54 of 97)
Season - ACC Games:
.625 by Christian Laettner, Duke, 1992 (30 of 48)
Career:
.461 by Ty Outlaw, Virginia Tech 2017, '19 (136 of 291)
Consecutive 3-Point Field Goals Made:
12 by Raymond Felton, North Carolina, 2005

THREE-POINT FIELD GOALS - 1983 (17'9")

Game:
1.000 by Marc Campbell, Clemson vs. Maryland, Feb. 19, 1983 (7 of 7)
1.000 by Marc Campbell, Clemson vs. Virginia, Feb. 23, 1983 (7 of 7), 1983
Season Percentage:
.586 by Steve Rivers, Maryland (17 of 29), 1983
Consecutive Made:
14 by Marc Campbell, Clemson, 1983

FREE THROWS

FREE THROWS MADE
Game:
21 by Grady Wallace, South Carolina vs. Duke, Feb. 23, 1957 (23 attempts, 43 points)
21 by York Larese, North Carolina vs. Duke, Dec. 29, 1959 (21 attempts, 37 points)
ACC Game:
21 by Grady Wallace, South Carolina vs. Duke, Feb. 23, 1957 (23 attempts, 43 points)
21 by York Larese, North Carolina vs. Duke, Dec. 29, 1959 (21 attempts, 37 points)
Season:
304 by Tyler Hansbrough, North Carolina, 2008 (377 attempts, .806 pct., 11.2 made per game)
Career:
982 by Tyler Hansbrough, North Carolina, 2009 (1,241 attempts, .791 pct., 6.9 made per game)

FREE THROWS ATTEMPTED
Game:
26 by Ronnie Shavlik, NC State vs. Villanova, Jan. 29, 1955 (made 17, 49 points)
26 by Dickie Hemric, Wake Forest vs. Duke, Feb. 19, 1955 (made 20, 43 points)
ACC Game:
26 by Dickie Hemric, Wake Forest vs. Duke, Feb. 19, 1955 (made 20, 43 points)
Season:
403 by Dickie Hemric, Wake Forest, 1955 (made 302, .749 pct., 14.9 attempts per game)
Career:
1,359 by Dickie Hemric, Wake Forest, 1952-1955 (made 905, .666 pct., 13.1 attempts per game)

FREE THROW PERCENTAGE
Game (Most attempts):
21 of 21 by York Larese, North Carolina vs. Duke, Dec. 29, 1959 (37 points; most attempts)
Season:
.953 by J.J. Redick, Duke, 2004 (143 of 150)
Career:
.912 by J.J. Redick, Duke, 2003-06 (662 of 726)

CONSECUTIVE FREE THROWS
Game:
21 by York Larese, North Carolina vs. Duke, Dec. 29, 1959 (21 of 21, 37 points)
Season:
66 by Scott Wood, NC State, 2011-12

ASSISTS

Game:
20 by Chris Corchiani, NC State vs. Maryland, Feb. 27, 1991 (36 minutes, 8 pts., 6 TOs)
20 by Grayson Marshall, Clemson vs. Maryland-Eastern Shore, Feb. 25, 1985 (35 minutes, 6 pts., 6 TOs)
ACC Game:
20 by Chris Corchiani, NC State vs. Maryland, Feb. 27, 1991 (36 min., 8 pts., 6 TOs)
Season:
351 by Kendall Marshall, North Carolina, 2012 (9.8 assists per game, 2.48:1 assists/turnover ratio)
Career:
1,076 by Bobby Hurley, Duke, 1990-93 (7.7 assists per game, 2.01:1 assists/turnover ratio)

ASSISTS PER GAME
Season:
9.8 by Kendall Marshall, North Carolina, 2012 (351 assists, 36 games; 2.48:1 assists/turnover ratio)
Career:
8.4 by Chris Corchiani, NC State, 1988-91 (1,038 assists, 124 games; 2.60:1 assists/turnover ratio)
ASSISTS TO TURNOVER RATIO
Season:
4.11-to-1 by James Robinson, Pittsburgh, 2014 (36 games, 148 assists, 36 turnovers, 4.1 per game)
Career:
3.64-to-1 by James Robinson, Pittsburgh, 2014-16 (488 assists, 134 turnovers)
MOST ASSISTS WITHOUT A TURNOVER
Game:
15 by Ishua Benjamin, NC State vs. Sam Houston State, Dec. 18, 1997.

BLOCKED SHOTS

Game:
13 by Sean Williams, Boston College vs. Duquesne, Dec. 28, 2006 (45 min., 19 pts., 10 rebs.)
13 by Anthony King, Miami vs. Florida Atlantic, Nov. 29 2004 (30 min., 11 pts., 10 rebs.)
ACC Game:
11 by Tyrelle Blair, Boston College vs. Maryland, Dec. 9, 2007 (31 minutes, 6 rebs., 10 pts.)
Season:
157 by Ralph Sampson, Virginia, 1980 (34 games, 4.6 blocks per game)
Season - ACC Games:
68 by Sharone Wright, Clemson, 1993 (16 games, 4.3 blocks per game)
68 by Shelden Williams, Duke, 2006 (16 games, 4.3 blocks per game)
Career:
462 by Ralph Sampson, Virginia, 1980-83 (132 games, 3.5 blocks per game)

BLOCKED SHOTS PER GAME
Season:
5.1 by Cedric Lewis, Maryland, 1991 (143 blocks in 28 games)
Season - ACC Games:
4.4 by Cedric Lewis, Maryland, 1991 (62 blocks in 14 games)
Career:
4.1 by Tree Rollins, Clemson, 1974-77 (450 blocks in 110 games)

STEALS

Game:
11 by Kenny Dennard, Duke vs. Maryland, Feb. 2, 1979 (32 min., 13 pts., 5 rebs.)
ACC Game:
11 by Kenny Dennard, Duke vs. Maryland, Feb. 2, 1979 (32 min., 13 pts., 5 rebs.)
Season:
110 by Johnny Rhodes, Maryland, 1996 (30 games, 3.7 steals per game)
Season - ACC Games:
53 by Johnny Rhodes, Maryland, 1996 (16 games, 3.3 steals per game)
Career:
344 by Johnny Rhodes, Maryland, 1993-96 (122 games)

STEALS PER GAME
Season:
3.7 by Johnny Rhodes, Maryland, 1996 (110 in 37 games)
Season - ACC Games:
3.3 by Johnny Rhodes, Maryland, 1996 (53 steals in 16 games)
Career:
2.8 by Johnny Rhodes, Maryland, 1996 (344 in 122 games)

MISCELLANEOUS

DOUBLE-DOUBLES
Season:
29 by Tim Duncan, Wake Forest, 1997 (31 games, 20.8 points, 14.7 rebounds, 3.3 blocked shots)
Career:
87 by Tim Duncan, Wake Forest, 1994-97 (128 games, 16.5 points, 12.3 rebounds, 3.8 blocked shots)

GAMES PLAYED
Season:
40 by Justin Jackson, Kennedy Meeks, Nate Britt and Seventh Woods, North Carolina, 2017
40 by Brice Johnson, Joel Berry II, Justin Jackson, Theo Pinson, North Carolina, 2016
40 by Jon Scheyer, Kyle Singler, Brian Zoubek, Lance Thomas, Miles Plumlee, Duke, 2010
40 by Mark Alarie, Tommy Amaker, Johnny Dawkins, Danny Ferry, Billy King, Duke, 1986.
Career:
152 by Deon Thompson, North Carolina, 2007-10

MINUTES PLAYED
Season:
1,470 by Jon Scheyer, Duke, 2010 (40 games, 36.8 minutes per game)
Per Game:
39.1 by Dennis Scott, Georgia Tech, 1990 (1,368 minutes, 35 games)
Career:
4,887 by Kyle Singler, Duke, 2008-11 (147 games, 33.2 minutes per game)

PERSONAL FOULS
Season:
138 by Brian Zoubek, Duke, 2010 (40 games)
Fouls Per Game - Season:
4.23 by Lee Collins, South Carolina, 1954 (110 fouls in 26 games)
Career:
443 Scott Williams, North Carolina, 1987-90 (138 games)
Fouls Per Game - Career:
4.04 by Lee Collins, South Carolina, 1954-56 (307 in 76 games)

GAMES DISQUALIFIED
Season:
14 by Willie Hodge, Duke, 1976 (27 games, 106 fouls)
Career:
35 by Lee Collins, South Carolina, 1954-56 (307 in 76 games)
Most Games Played Without Fouling Out:
138 by Ed Cota, North Carolina, 1997-2000

SCORING

Points:
144 by NC State vs. Georgia Southern (100), Dec. 4, 1972; by NC State vs. Buffalo State (88), Dec. 5, 1974

ACC Game:
136 by Duke vs. Virginia (72), Feb. 11, 1965.

Points by Losing Team:
120 by Georgia Tech vs. Georgia State (123) 4ot, Nov. 25, 2020
115 by Wake Forest vs. Clemson (118) 2ot, Feb. 13, 2002.
114 by North Carolina vs. Wake Forest (119) 3ot, Dec. 20, 2003.

Points by Losing Team in ACC Game:
115 by Wake Forest vs. Clemson (118) 2ot, Feb. 13, 2002.

Most Points Two Teams:
244 by NC State (144) vs. Georgia Southern (100), Dec. 4, 1972

Most Points Two ACC Teams:
234 by Maryland (124) vs. NC State (110), Dec. 20, 1978.
233 by Clemson (118) vs. Wake Forest (115) 2ot, Feb. 13, 2002.
233 by North Carolina (114) vs. Wake Forest (119) 3ot, Dec. 20, 2003.

Most Points One Half:
85 by Maryland (138) vs. Morgan State (72), Dec. 23, 1994 (53 1st half, 85 2nd half)

Most Points One Half ACC Game:
74 by NC State (130) vs. Wake Forest (89), March 5, 1983 (56 1st half, 74 2nd half)

Most Points One Half - Two Teams:
145 by Maryland (77) vs. NC State (68), Dec. 20, 1978

Fewest Points Scored:
10 by Duke vs. NC State (12), March 8, 1968

Fewest Points Two Teams:
22 by Duke (10) vs. NC State (12), March 8, 1968

Fewest Points Allowed One Half:
0 by Duke (47) vs. North Carolina (40), Feb. 24, 1979 (Duke led 7-0 at the half)

Longest Time Holding Opponent Scoreless:
20:48 by Duke (47) vs. North Carolina (40), Feb. 24, 1970 (UNC first points at 19:12 of 2nd half)

Widest Margin of Victory:
84 by North Carolina (129) vs. Manhattan (45), Dec. 6, 1986

Widest Margin of Victory ACC Game:
64 by Duke (136) vs. Virginia (72), Feb. 11, 1965

Deficit Overcome to Win Game:
23 by Virginia (91) vs. Duke (88) in 2OT [trailed 46-23, 17:37 in 2nd Half], Jan. 14, 1995
23 by Duke (71) at Louisville (69) [trailed 59-36, 9:55 in 2nd Half], Feb. 12, 2019
23 by Boston College (70) at Clemson (68) [trailed 34-11, 7:11 in 1st Half], Jan. 15, 2022

Halftime Deficit Overcome to Win Game:
21 by Virginia (91) vs. Duke (88) in 2OT [trailed 40-19 at half], Jan. 14, 1995

Deficit Overcome with 5 Mins Left on Clock to Win Game:
13 by Duke (98) at North Carolina (96) in OT [trailed 77-64, 3:40 in 2nd Half], Feb. 8, 2020

Deficit Overcome with Less Than 1 Min Left on Clock to Win Game:
10 by Duke (98) at Maryland (96) in OT [trailed 90-80, :55 in 2nd Half], Jan. 27, 2001

FIELD GOALS

Field Goals Made:
68 by NC State (144) vs. Buffalo State (88), Dec. 5, 1974 (112 attempted, .607 pct.)

Field Goals Made ACC Game:
55 by Duke (136) vs. Virginia (72), Feb. 11, 1965 (93 attempted, .591 pct.)

Most Field Goals Attempted:
119 by NC State (119) vs. Clemson (85), Feb. 5, 1955 (52 made, .437 pct.)

Most Field Goals Attempted ACC Game:
119 by NC State (119) vs. Clemson (85), Feb. 5, 1955 (52 made, .437 pct.)

Fewest Field Goals Made:
2 by Duke (10) vs. NC State (12), March 8, 1968 (11 attempted, .182 pct%)

Fewest Field Goals Made ACC Game:
2 by Duke (10) vs. NC State (12), March 8, 1968 (11 attempted, .182 pct%)

Fewest Field Goals Attempted:
11 by Duke (10) vs. NC State (12), March 8, 1968 (2 made, .182 pct.)

Highest Field Goal Percentage:
.833 by Maryland (31) vs. South Carolina (30), Jan. 9, 1971 (15 of 18)

Lowest Field Goal Percentage:
.167 by NC State (24) vs. Virginia Tech (47), Feb. 2, 2019 (9 of 54)

Lowest Field Goal Percentage Two Teams:
.250 by Duke (10) vs. NC State (12), (6 of 24, Duke 2-11, NC State 4-13)

Highest Field Goal Percentage, Half:
.941 by North Carolina (76) vs. Virginia (61), Jan. 7, 1978 (16 of 17, 2nd half)

3-POINT FIELD GOALS

3-Point Field Goals Made:
19'9": 20 by Florida State (95) vs. Maine (55), Dec. 8, 2007 (35 attempts)
20'9": 19 by Notre Dame (107) vs. North Carolina A&T (53), Dec. 4, 2016 (35 attempts)
19 by Florida State (98) vs. Southern Miss (45), Dec. 21, 2017 (36 attempts)
19 by NC State (116) vs. Jacksonville (65), Dec. 22, 2017 (38 attempts)
22'1-3/4": 21 by Virginia Tech (100) vs. Delaware State (64), Nov. 20, 2019 (37 attempts)

3-Point Field Goals Made ACC Game:
19 by Boston College (71) vs. Syracuse (84), 3/3/20 (42 attempts)

3-Point Field Goals Attempted:
19'9": 43 by Wake Forest (73) vs. North Carolina (79), Jan. 31, 1998 (18 made, .419 pct.)
20'9": 43 by Duke (91) vs. Syracuse (95) OT, Jan. 14, 2019 (9 made, .209 pct.)
22'1-3/4": 42 by Boston College (71) vs. Syracuse (84), March 3, 2020 (19 made, .452 pct.)

3-Point Field Goals Attempted ACC Game:
43 by Wake Forest (73) vs. North Carolina (79), Jan. 31, 1998 (18 made, .419 pct.)
43 by Duke (91) vs. Syracuse (95) OT, Jan. 14, 2019 (9 made, .209 pct.)

3-Point Field Goal Percentage:
19'9": .909 by Duke (101) vs. Clemson (63), Feb. 1, 1988 (10 of 11)
20'9": .733 by North Carolina (105) vs. Wake Forest (72), Feb. 22, 2014 (11 of 15)
22'1-3/4": .720 by Virginia Tech (85) at Florida State (72), Jan. 29, 2022 (18 of 25)

FREE THROWS

Free Throws Made:
47 by NC State (89) vs. Penn State (74), Dec. 19, 1954 (59 attempted, .797 pct.)

Free Throws Made ACC Game:
43 by North Carolina (93) vs. South Carolina (56), Dec. 5, 1959 (53 attempted, .811 pct.)
43 by North Carolina (83) at NC State (57), Jan. 15, 1957 (56 attempted, .767 pct.)

Free Throws Attempted:
67 by Maryland (138) vs. Morgan State (72). Dec. 23, 1994 (41 made, .612 pct.)

Free Throws Attempted ACC Game:
59 by North Carolina (88) vs. Clemson (79), Jan. 28, 1998 (41 made, .695 pct.)
59 by North Carolina (103) at Clemson (99), Jan. 14, 1956 (33 made, .559 pct.)

Fewest Free Throws Made:
0 by Miami (58) at Virginia (71), Feb. 5, 2022 (0 att.); by Clemson (67) at Duke (69), Jan. 25, 2022 (1 att.); by Virginia (49) vs. Wisconsin (37), Nov. 27, 2017 (0 att.); by Duke (99) vs. Georgia Southern (65), Dec. 15, 2015 (4 att.); by Notre Dame (81) vs. Loyola Chicago (61), Dec. 13, 2015 (3 att.); by Maryland (60) vs. Wake Forest (62), Feb. 28, 1973 (1 att.); by Maryland (70) vs. Duke (81), Feb. 18, 1978 (1 att.); by Georgia Tech (46) vs. Duke (47), Feb. 3, 1982 (7 att.); by Wake Forest (45) vs. Virginia (59), Feb. 25, 1987 (1 att.)

Fewest Free Throws Attempted:
0 by Miami (58) at Virginia (71), Feb. 5, 2022
0 by Virginia (49) vs. Wisconsin (37), Nov. 27, 2017

Highest Free Throw Percentage (most attempts):
1.000 by Wake Forest (95) vs. North Carolina (82), Jan. 15, 2005 (32 of 32)

Lowest Free Throw Percentage (most attempts):
.000 by Georgia Tech (46) vs. Duke (47), Feb. 3, 1982 (0 of 7)

REBOUNDS

Rebounds:
92 by NC State (95) vs. South Carolina (68), Feb. 11, 1956 (+49 margin)

Rebound Margin
49 by NC State (95) vs. South Carolina (68), Feb. 11, 1956 (92 to 43)

Fewest Rebounds:
9 by North Carolina (20) vs. Duke (21), March 4, 1966

Fewest Rebounds Two Teams:
23 by Duke (10) vs. NC State (12), March 8, 1968 (Duke 14, NC State 9)

ASSISTS

Assists:
41 by North Carolina (129) vs. Manhattan (45), Dec. 27, 1985; 36 by Clemson (109) vs. Bowling Green (91), Nov. 27, 1981; by Clemson (124) vs. West Virginia Tech (70), Dec. 16, 1980

Assists ACC Game:
35 by NC State (130) vs. Wake Forest (89), March 5, 1983

BLOCKED SHOTS

Blocked Shots:
18 by Boston College (93) vs. Duquesne (98), OT, Dec. 28, 2006; North Carolina (89) vs. Stanford (55), Dec. 20, 1985; by Duke (88) vs. Illinois-Chicago (55), Dec. 14, 2004.

Blocked Shots ACC Game:
17 by Duke (115) vs. Virginia (69), Jan. 10, 1999

STEALS

Steals:
26 by NC State (96) vs. Clemson (68), Jan. 12, 1974 (Clemson had 38 turnovers)

TURNOVERS

Most Turnovers:
38 by Clemson (68) vs. NC State (94), Jan. 12, 1974 (NC State had 24 steals)

Fewest Turnovers:
1 by NC State (77) vs. Clemson (74), Feb. 20, 2016; NC State (12), Duke (10), March 8, 1968

Fewest Turnovers Two Teams:
5 by NC State (12), Duke (10), March 8, 1968 (NC State 1, Duke 4)

Most Turnovers by Opponent:
47 by Appalachian State (57) vs. Clemson (103), Dec. 7, 1974

PERSONAL FOULS

Personal Fouls:
41 by Clemson (79) vs. North Carolina (88), Jan. 28, 1998 (6 players disqualified)

Players Disqualified:
6 by Clemson (79) vs. North Carolina (88), Jan. 28, 1998 (41 fouls)

OVERTIME

Overtime Periods
4 by NC State (104) vs. Nebraska (100), Dec. 1, 2021; Georgia Tech (120) vs. Georgia State (123), Nov. 25, 2020; NC State (110) vs. Wake Forest (103), March 4, 1989; North Carolina (113) vs. Tulane (106), Feb. 14, 1976; NC State (78) vs. Canisius (79), March 6, 1956

Total Points - One Overtime Period
24 by Clemson (95) vs. Georgia Tech (78), Feb. 5, 1992

POINTS SCORED

Most Points Scored:
3,581 by Duke, 1999 (39 games, 91.8 per game average)
Highest Scoring Average:
92.9 by NC State, 1973 (2,509 points in 27 games)
Scoring Margin:
24.7 by Duke, 1999 (91.8 to 67.1in 39 games)
Most Games at Least 100 Points:
10 by NC State, 1973
Consecutive Games at Least 100 Points:
5 by Clemson, 1977
Fewest Points Scored:
1,127 by NC State, 1973 (19 games)
Lowest Defense Scoring Average:
49.1 by NC State, 1982 (1,570 in 32 games)
Highest Opponent Scoring Average:
95.0 vs. Clemson, 1955 (2,186 in 23)

FIELD GOALS

Most Field Goals Made:
1,250 by North Carolina, 2008 (2,564 attempts, .488 pct.)
Most Field Goals Attempted:
2,677 by NC State, 1955 (32 games, 81.2 per game)
Highest Field Goal Percentage:
.559 by North Carolina, 1986 (1,197 of 2,140)
Lowest Field Goal Percentage:
.349 by NC State, 1954 (999 of 2,864)
Field Goals Made Per Game:
37.3 by NC State, 1974 (1,157 field goals, 32 games)
Field Goal Attempts Per Game:
83.0 by NC State, 1955 (2.656 attempts, 32 games)

3-POINT FIELD GOALS

Most 3-Point Field Goals Made:
407 by Duke, 2001 (1,057 attempted, .385 pct.)
Most 3-Point Field Goals Attempted:
1,057 by Duke, 2001 (407 made, .385 pct.)
Highest 3-Point Field Goal Percentage:
.448 by Clemson, 1987 (203 of 453)
Lowest 3-Point Field Goal Percentage:
.283 by Maryland, 1989 (88 of 311)
Fewest 3-Point Field Goals Made Per Game:
1.4 by Virginia, 1977 (43 of 130, 31 games)
Fewest 3-Point Field Goals Attempts Per Game:
4.2 by Virginia, 1977 (43 of 130, 31 games)
Most 3-Point Field Goals Made Per Game:
10.4 by Duke, 2001 (407 made in 39 games)
Most 3-Point Field Goals Attempts Per Game:
27.1 by Duke, 2001 (1,057 attempted in 39 games)

FREE THROWS

Most Free Throws Made:
888 by Duke, 1990 (1,165 attempts)
Most Free Throws Attempted:
1,167 by North Carolina, 1957 (817 made)
Highest Free Throw Percentage:
.800 by Notre Dame, 2017 (489 of 611)
Lowest Free Throw Percentage:
.578 by Clemson, 2007 (354 of 612)
Consecutive Free Throws Made:
50 by Wake Forest, 2005, Jan. 15 & Jan. 18, 2005
Free Throws Made Per Game:
26.3 by Wake Forest, 1954 (709 of 938, 27 games)
Free Throws Attempted Per Game:
36.5 by NC State, 1954 (809 of 1,277, 35 games)

REBOUNDS

Rebound Margin:
+19.3 by NC State, 1955 (58.3 to 39.0)
Rebounds Per Game:
59.4 by NC State, 1956 (1,663 rebounds in 28 games)
Rebounds:
1,735 by NC State, 1954 (35 games, 49.6 per game)

OVERALL GAMES WON

Duke	1999	37-2
Duke	1986	37-3
North Carolina	2008	36-3
Virginia	2019	35-3
Duke	2015	35-4
Duke	2001	35-4
Duke	2010	35-5
Duke	1992	34-2
North Carolina	2009	34-4
North Carolina	1993	34-4
North Carolina	1998	34-4

ACC REGULAR-SEASON GAMES WON

Virginia	2018	17-1
Duke	1999	16-0
North Carolina	2019	16-2
Virginia	2019	16-2
Virginia	2015	16-2
Virginia	2014	16-2
Duke	2022	16-4
Florida State	2020	16-4
Maryland	2002	15-1
Duke	2000	15-1
Duke	2015	15-3
Miami	2013	15-3
Duke	2020	15-5
Louisville	2020	15-5
Virginia	2020	15-5

PERFECT SEASON - ALL GAMES

North Carolina	1957	32-0
NC State	1973	27-0

PERFECT SEASON - ACC GAMES

Duke	1999	16-0
North Carolina	1987	14-0
North Carolina	1984	14-0
Duke	1963	14-0
North Carolina	1957	14-0
NC State	1973	12-0
NC State	1974	12-0

CONSECUTIVE GAMES WON - ALL GAMES

North Carolina	1957 & 1958	37
NC State	1974 & 1975	36
Duke	1999	32
NC State	1973 & 1974	29
Virginia	1980 & 1981	28
Duke	2010 & 2011	25
Duke	1992 & 1993	23
Duke	1991 & 1992	23
NC State	1955 & 1956	23
Duke	2001 & 2002	22
North Carolina	1984	21
Duke	1986	21
North Carolina	1986	21
Duke	1963	20
North Carolina	1968	20

CONSECUTIVE ACC REGULAR-SEASON WINS

Duke	1998, 1999, 2000	31
NC State	1972, 1973, 1974, 1975	27
Duke	1962, 1963, 1964	26
North Carolina	1956, 1957, 1958	19
Wake Forest	1962 & 1963	16
Virginia	2017 & 2018	15
Duke	2006	14
Maryland	2002 & 2003	14

CONSECUTIVE ACC REGULAR-SEASON DEFEATS

Clemson	1954, 1955, 1956	26
Wake Forest	1985, 1986, 1987	22
Pitt	2017, 2018, 2019	21
Georgia Tech	1980 & 1981	16
Virginia	1960 & 1961	16

ASSISTS

Most Assists:
855 by North Carolina, 1973 (33 games, 25.9 per game)
Assists Per Game:
25.9 by North Carolina, 1973 (855 assists in 33 games)

BLOCKED SHOTS

Most Blocked Shots:
257 by Duke, 2019 (38 games)
Blocked Shots Per Game:
6.8 by Duke, 2019 (257 in 38).

STEALS

Most Steals:
432 by Maryland, 1999 (34 games)
Steals Per Game:
12.7 by Maryland, 1999 (432 steals, 34 games)

PERSONAL FOULS

Most Personal Fouls:
767 by Duke, 1986 (40 games)
Fewest Personal Fouls:
323 by Virginia, 2021 (25 games)
Players Disqualified:
42 by Duke, 1976 (615 fouls, 27 games)
Fewest Players Disqualified:
1 by Virginia, 2014 (594 fouls, 37 games);
Opponents Disqualified:
44 vs. Virginia, 1976 (309 fouls, 30 games)

POINTS SCORED

58	Danny Ferry, Duke at Miami		12-10-88
57	David Thompson, NC State vs. Buffalo State		12-5-74
56	John Roche, South Carolina vs. Furman		2-5-71
55	Ronnie Shavlik, NC State vs. William & Mary		12-6-55
54	Grady Wallace, South Carolina vs. Georgia		12-21-56
51	Charlie Davis, Wake Forest vs. American		2-15-69
51	Barry Parkhill, Virginia vs. Baldwin-Wallace		12-12-71
50	Len Chappell, Wake Forest vs. Virginia	ACC	2-12-62
50	Kenny Anderson, Georgia Tech vs. Loyola Marymount		12-22-90
49	Dickie Hemric, Wake Forest vs. Virginia	ACC	12-11-54
49	Ronnie Shavlik, NC State at Villanova		1-1-55
49	Bob Lewis, North Carolina vs. Florida State		12-16-65
48	Buzzy Wilkinson, Virginia vs. Hampden-Sydney		12-1-54
48	Billy Cunningham, North Carolina vs. Tulane		12-10-64
48	Rodney Monroe, NC State vs. Georgia Tech	ACC	1-13-91
47	Lennie Rosenbluth, North Carolina vs. Furman		12-3-56
46	Jerome Robinson, Boston College at Notre Dame	ACC	2-6-18
46	Tyrese Rice, Boston College vs. North Carolina	ACC	3-1-08
46	Bill Yarborough, Clemson vs. South Carolina	ACC	1-18-55
46	Butch Zatelzalo, Clemson vs. Wake Forest	ACC	2-18-69
45	Lennie Rosenbluth, North Carolina at Clemson	ACC	1-14-56
45	Lennie Rosenbluth, North Carolina vs. William & Mary		2-7-56
45	Grady Wallace, South Carolina at NC State	ACC	2-9-57
45	Lennie Rosenbluth, North Carolina vs. Clemson[1]	ACCT	3-7-57
45	Al Thornton, Florida State vs. Miami	ACC	3-3-07

FIELD GOALS MADE

27	David Thompson, NC State vs. Buffalo State (37 att.)		12-5-74
23	Danny Ferry, Duke at Miami (26 att.)		12-10-88
22	Ronnie Shavlik, NC State vs. William & Mary		12-1-54
21	Billy Cunningham, North Carolina vs. Tulane		12-10-64
21	John Roche, South Carolina vs. Furman (34 att.)		2-4-71
20	Lennie Rosenbluth, North Carolina vs. Furman		12-4-56
20	Grady Wallace, South Carolina vs. Georgia		12-21-56
19	Lennie Rosenbluth, North Carolina vs. Clemson (31 att.)	ACCT	3-7-57
19	Butch Zatezalo, Clemson at Wake Forest (38 att)	ACC	2-18-69
19	Tony Laquintano, Virginia vs. West Virginia[6]		12-17-60
19	Jeff Mullins, Duke vs. Villanova (28 att)		3-13-64
19	Jim Connelly, Virginia at William & Mary		12-1-65
19	Charlie Davis, Wake Forest vs. American		2-15-69
19	Barry Parkhill, Virginia vs. Baldwin-Wallace		12-11-71
19	David Thompson, NC State vs. Davidson[2] (32 att)		12-21-74

FIELD GOALS ATTEMPTED

44	Buzzy Wilkinson, Virginia vs. Duke[1] (13 made)	ACCT	3-4-54
42	Bill Yarborough, Clemson vs. NC State[1] (15 made)	ACCT	3-3-55
42	Lennie Rosenbluth, UNC vs. Michigan State.[17] (11 made)		3-22-57
40	Grady Wallace, South Carolina vs. Duke[1] (13 made)	ACCT	3-3-55
38	Butch Zatezalo, Clemson at Wake Forest (19 made)	ACC	2-18-69
37	Butch Zatezalo, Clemson vs. Furman (11 made)		1-4-68
37	David Thompson, NC State vs. Buffalo St. (27 made)		12-5-74
37	Rodney Monroe, NC State vs. Georgia Tech (17 made)	ACC	1-13-91
36	Ronnie Shavlik, NC State vs. Villanova (17 made)		1-29-55
34	John Roche, South Carolina vs. Furman (21 made)		2-4-71

FIELD GOAL PERCENTAGE

(Minimum 10 made)

13-13	Zion Williamson, Duke vs. Syracuse	ACCT	3-14-19
13-13	Brad Daugherty, North Carolina vs. UCLA		11-24-85
12-12	Corey Raji, Boston College vs. Maine		12-23-08
12-12	Scott Williams, North Carolina vs. Virginia	ACC	1-13-90
12-12	J.J. Hickson, NC State vs. William & Mary		11-15-07
11-11	Carlos Boozer, Duke at Portland		12-19-00
10-10	Mike Lewis, Duke vs. Penn State		1-3-66
10-10	Mike Gminski, Duke vs. Johns Hopkins		11-30-76
10-10	Doug Edwards, Florida State vs. UNC-Asheville		1-2-92
10-10	Matt Geiger, Georgia Tech vs. Clemson	ACC	3-8-92
10-10	Christian Laettner, Duke vs. Kentucky[5]	NCAA	3-28-92
10-10	Jeff McInnis North Carolina vs. Cincinnati[2]		12-3-94
10-10	Lonny Baxter, Maryland vs. North Texas		12-23-98

THREE-POINT FIELD GOALS MADE

11	Dennis Scott, Georgia Tech vs. Houston (19 att)[7]		12-28-88
11	Craig Dawson, Wake Forest at Clemson (17 att)	ACC	2-13-02
10	Matt Farrell, Notre Dame at Boston College (13 att)	ACC	2-17-18
9	Hunter Cattoor, Virginia Tech at Florida State (11 att)	ACC	1-29-22
9	Justin Robinson, Virginia Tech vs. Syracuse (13 att)	ACC	1-26-19
9	Jordan Chatman, Boston College at Virginia Tech (11 att)	ACC	1-29-17
9	John Gillon, Syracuse at NC State (10 att)	ACC	2-1-17
9	Trevor Cooney, Syracuse vs. Notre Dame (12 att.)	ACC	2-3-14
9	Shane Battier, Duke vs. Princeton (12 att)		11-14-00
9	Mike Jones, Maryland vs. Missouri-Kansas City (13 att)		12-13-06
9	Isaiah Swann, Florida State vs. Mississippi State (13 att)		3-20-07
9	Tony Akins, Georgia Tech at Florida State (14 att)	ACC	2-21-00
9	Rodney Monroe, NC State vs. UNC-Asheville (14 att)		12-21-89
9	Curtis Staples, Virginia at Georgia Tech (15 att)	ACC	2-15-98
9	Lewis Clinch, Georgia Tech vs. Miami (16 att)	ACC	3-4-09
9	J.J. Redick, Duke vs. Texas (16 att)		12-10-05
9	Curtis Staples, Virginia vs. UNLV (16 att)		2-12-95
9	Drew Berry, Georgia Tech at North Carolina (17 att)	ACC	2-10-96
9	Randolph Childress, Wake Forest vs. UNC[3] (17 att)	ACCT	3-12-95
9	Dennis Scott, Georgia Tech at North Carolina (18 att)	ACC	1-28-89

THREE-POINT FIELD GOALS ATTEMPTED

22	Walt Williams, Maryland at Clemson (6 made)	ACC	2-22-92
20	Marcquise Reed, Clemson at Virginia Tech (8 made)	ACC	2-21-18
20	Terrell Stoglin, Maryland at Miami (6 made)	ACC	2-1-12
19	Dennis Scott, Georgia Tech vs. Houston[7] (11made)		12-28-88
18	Dennis Scott, Georgia Tech at North Carolina (9 made)	ACC	1-28-89
18	Maverick Rowan, NC State vs. Syracuse (8 made)	ACC	2-1-17
18	Justin Gray, Wake Forest vs. Texas (8 made)		1-13-04
18	Lewis Clinch, Georgia Tech vs. Florida State[16] (7 made)	ACCT	3-13-09
18	Bobby Hurley, Duke vs. California[8] (7 made)		3-20-93
17	RJ Barrett, Duke vs. Syracuse (4 made)	ACC	1-14-19
17	Ralston Turner, NC State vs. Tennessee (8 made)		12-17-14
17	Craig Dawson, Wake Forest at Clemson (11 made)	ACC	2-13-02
17	Randolph Childress, Wake Forest vs. UNC[3] (9 made)	ACCT	3-12-95
17	Drew Berry, Georgia Tech at North Carolina (9 made)	ACC	2-10-96
17	Chris Corchiani, NC State at Maryland (6 made)	ACC	1-26-91
17	Curtis Staples, Virginia vs. North Carolina (6 made)	ACC	2-11-98

THREE-POINT FIELD GOAL PERCENTAGE

(minimum 6 made)

7-7	Devin Vassell, Florida State at Virginia Tech	ACC	2-1-20
7-7	Allerik Freeman, NC State at North Carolina	ACC	1-27-18
7-7	James Collins, Florida State vs. South Florida		11-29-94
7-7	Sam Cassell, Florida State vs. Tulane[9]		3-20-93
6-6	John Mooney, Notre Dame at North Carolina	ACC	2-12-18
6-6	Ahmed Hill, Virginia Tech vs. Washington		11-17-17
6-6	Luke Kennard, Duke at Wake Forest	ACC	1-28-17
6-6	C.J. Harris, Wake Forest vs. Virginia Tech	ACC	3-10-13
6-6	Joe Rahon, Boston College vs. Dartmouth		12-31-12
6-6	Nate Johnson, Florida State vs. Stetson		12-30-03
6-6	Keith Gatlin, Maryland vs. Georgia Tech[3]	ACCT	3-11-88
6-6	Migjen Bakalli, NC State vs. Southern Miss[10]		3-14-91
6-6	Sam Cassell, Florida State at Clemson	ACC	1-20-93
6-6	Jason Capel, North Carolina vs. Clemson[16]	ACCT	3-9-01

FREE THROWS MADE

21	Grady Wallace, South Carolina at Duke (23 att)	ACC	2-23-57
21	York Larese, North Carolina vs. Duke[1] (21 att)		12-29-59
20	Tyler Zeller, North Carolina vs. Maryland (23 att)	ACC	2-29-12
20	Dorenzo Hudson, Virginia Tech vs. Seton Hall (21 att)		1-2-10
20	Malcolm Delaney, Virginia Tech vs. Clemson (23 att)	ACC	2-6-10
20	Bucky Allen, Duke vs. NC State (23 att)	ACC	1-5-57
20	Mike Cullahan, South Carolina at Tennessee (23 att)		12-17-59
20	Dickie Hemric, Wake Forest at Duke (26 att)	ACC	2-19-55

FREE THROWS ATTEMPTED

26	Dickie Hemric, Wake Forest at Duke (20 made)	ACC	2-19-55
26	Ronnie Shavlik, NC State vs. Villanova (17 made)		1-29-55
25	Buzzy Wilkinson, Virginia vs. Duke (18 made)	ACC	2-22-55
24	Joe Belmont, Duke at Pennsylvania (19 made)		12-16-55
24	Lennie Rosenbluth, North Carolina vs. Clemson (19 made)	ACC	1-14-56
24	Art Heyman, Duke at Navy (16 made)		2-18-61
24	Billy Cunningham, North Carolina vs. Maryland (17 made)	ACC	1-13-64
24	Keith Booth, Maryland vs. George Washington[12] (15 made)		12-9-96

FREE THROW PERCENTAGE

21-21	York Larese, North Carolina vs. Duke[1]		12-29-59
17-17	Buzzy Wilkinson, Virginia vs. Washington & Lee[13]		1-14-55
17-17	Butch Zatezalo, Clemson vs. Maryland	ACC	1-15-68
16-16	Oshae Brissett, Syracuse vs. Buffalo		12-19-17
16-16	Erick Green, Virginia Tech vs. UNC-Greensboro[3]		11-19-12
16-16	Jack McClinton, Miami vs. NC State	ACC	3-7-09
16-16	Charlie Davis, Wake Forest at Clemson	ACC	2-28-70
16-16	Paul Long, Wake Forest vs. Clemson	ACC	1-31-67
16-16	John Roche, South Carolina vs. Davidson		2-11-70
16-16	John Roche, South Carolina at Notre Dame		12-5-70
16-16	Bob Sura, Florida State vs. South Florida		11-29-94
15-15	Bryant Crawford, Wake Forest vs. Duke	ACC	1-28-17
15-15	John Roche, South Carolina vs. Wake Forest	ACC	2-3-69
15-15	John Roche, South Carolina vs. Duke	ACC	12-12-70
14-14	13 times, last by Isaiah Wong, Miami at Virginia Tech	ACC	2-19-20

REBOUNDS

36	Dickie Hemric, Wake Forest vs. Clemson	ACC	2-4-55
35	Ronnie Shavlik, NC State at Villanova		1-1-55
35	Gary Gregor, South Carolina vs. Elon[2]		12-19-66
34	Ronnie Shavlik, NC State vs. South Carolina	ACC	2-11-56
33	Lee Collins, South Carolina at The Citadel		2-4-56
30	Rusty Clark, North Carolina vs. Maryland	ACC	2-21-68
30	Tommy Smith, Clemson vs. Georgia		2-21-55
29	Ronnie Shavlik, NC State vs. BYU		12-21-55
28	Ronnie Shavlik, NC State vs. Virginia	ACC	2-1-55
28	Ronnie Shavlik, NC State vs. Clemson	ACC	2-4-56
28	Fred Lentz, South Carolina vs. Clemson	ACC	3-2-57
28	Billy Cunningham, North Carolina vs. Maryland	ACC	1-13-64
28	Tom Owens, South Carolina vs. Erskine		12-8-69
27	Lee Collins, South Carolina at Furman		2-25-56
27	Billy Cunningham, North Carolina vs. Clemson[2]	ACC	2-16-63
26	Len Elmore, Maryland vs. Wake Forest	ACC	2-27-74
25	Lennie Rosenbluth, North Carolina vs. South Carolina	ACC	12-9-54
25	Lennie Rosenbluth, North Carolina vs. Virginia	ACC	1-11-55
25	Ronnie Shavlik, NC State vs. Eastern Kentucky		12-10-55
25	Donnie Mahaffey, Clemson vs. Georgia		1-3-63
25	Bob Mortell, Virginia vs. Washington-Lee		2-27-63
25	Billy Cunningham, North Carolina vs. South Carolina[2]	ACC	2-15-64
25	Randy Denton, Duke vs. Northwestern		12-29-70
25	Tom Owens, South Carolina vs. Clemson[2]	ACC	2-13-70

ASSISTS

20	Chris Corchiani, NC State vs. Maryland	ACC	2-27-91
20	Grayson Marshall, Clemson vs. UMES		11-25-85
19	Craig Neal, Georgia Tech vs. Duke	ACC	2-28-88
18	Derrick Johnson, Clemson vs. Boston College[14]		12-28-76
18	Sidney Lowe, NC State vs. Western Carolina		22-29-82
18	Spud Webb, NC State vs. Northeastern		2-15-84
18	Kenny Anderson, Georgia Tech vs. Pittsburgh[15]		12-28-89
18	Raymond Felton, North Carolina vs. George Mason		12-7-03
17	Tyrone Bogues, Wake Forest at North Carolina	ACC	2-8-86
17	Tyrone Bogues, Wake Forest vs. Clemson[3]	ACC	1-10-87
17	Craig Neal, Georgia Tech vs. Virginia	ACC	2-25-88
17	Jeff Lebo, North Carolina vs. Chattanooga		11-18-88
17	Ed Cota, North Carolina vs. UNLV[2]		12-4-99
17	Kenny Anderson Georgia Tech vs. North Carolina	ACC	2-1-90
16	Dennis Smith Jr., NC State vs. Rider		12-28-16
16	Kendall Marshall, North Carolina vs. Maryland	ACC	2-4-12
16	Kendall Marshall, North Carolina vs. Long Beach State		12-10-11
16	Kendall Marshall, North Carolina vs. Florida State	ACC	2-6-11
16	Derrick Johnson, Clemson vs. Buffalo		12-14-76
16	Bobby Hurley, Duke vs. Florida State	ACC	2-24-93
16	Ed Scott, Clemson vs. Wake Forest	ACC	2-13-02
16	Chris Corchiani, NC State vs. Alabama State		12-20-88
16	Chris Corchiani, NC State vs. Florida State	ACC	12-27-89
16	Chris Corchiani, NC State vs. Akron		11-28-88

STEALS

11	Kenny Dennard, Duke vs. Maryland	ACC	2-3-79
10	Chris Singleton, Florida State vs. UNCG		11-14-10
10	Mo Rivers, NC State vs. Clemson	ACC	1-12-74
9	Jose Alvarado, Georgia Tech vs. NC State	ACC	1-25-20
9	Justin Gainey, NC State vs. Virginia[2]	ACCT	3-10-00
9	Derrick Phelps, North Carolina at Georgia Tech	ACC	2-2-92
9	Johnny Rhodes, Maryland vs. American		12-23-95
9	Johnny Rhodes, Maryland at North Carolina	ACC	2-7-96
9	Bob Sura, Florida State at Georgia Tech	ACC	3-2-95
8	Trent Forrest, Florida State at Duke	ACC	2-10-20
8	Quinn Cook, Duke vs. UCLA		12-19-13
8	Lorenzo Brown, NC State vs. UNC-Asheville		11-11-11
8	Ty Lawson, North Carolina vs. Michigan State[18]		4-6-09
8	Kenny Anderson, Georgia Tech vs. Duke	ACC	1-30-91
8	Tyrone Bogues, Wake Forest vs. Georgia Southern		12-17-85
8	Tyrone Bogues, Wake Forest at Davidson		12-5-84
8	Dudley Bradley, North Carolina vs. Oregon State		11-30-77
8	Tyler Hansbrough, North Carolina vs. UNC-Asheville		1-7-06
8	Grant Hill, Duke vs. California[8]		3-20-93
8	Quentin Jackson, NC State at Maryland	ACC	2-25-87
8	Derrick Phelps, North Carolina vs. Central Florida		12-7-91
8	Charlie Ward, Florida State at Wake Forest	ACC	1-11-92
8	Steve Wojciechowski, Duke vs. Vanderbilt		11-22-96

BLOCKED SHOTS

13	Sean Williams, Boston College vs. Duquesne		12-28-06
13	Anthony King, Miami vs. Florida Atlantic		11-29-04
12	Sean Williams, Boston College vs. Providence		11-22-06
12	Derrick Lewis, Maryland vs. James Madison		1-28-87
12	Cedric Lewis, Maryland vs. South Florida		1-19-91
12	Ralph Sampson, Virginia vs. Army		12-22-79
11	Tyree Walker, Wake Forest vs. Marist		11-23-10
11	Tyrelle Blair, Boston College vs. Maryland	ACC	12-9-07
11	Alvin Jones, Georgia Tech vs. Winthrop		11-24-97
10	Jay Huff, Virginia vs. Duke	ACC	2-29-20
10	BeeJay Anya, NC State vs. Jacksonville		11-26-14
10	Tim Duncan, Wake Forest vs. Maryland	ACC	1-13-96
10	Brendan Haywood, North Carolina vs. Miami		12-4-00
10	Cherokee Parks, Duke vs. Clemson[2]	ACCT	3-11-94
10	Tree Rollins, Clemson vs. Presbyterian		12-13-75
10	Tree Rollins, Clemson vs. Jacksonville		12-16-76
10	Tree Rollins, Clemson vs. Duke	ACC	2-23-77
10	Shelden Williams, Duke vs. Maryland	ACC	1-11-06
10	Sharone Wright, Clemson vs. UNC Greensboro		12-12-92
10	Sharone Wright, Clemson vs. Maryland	ACC	1-26-93

CONSECUTIVE FREE THROWS MADE

66	Scott Wood, NC State	2011-12
54	J.J. Redick, Duke	2003-04
48	John Gillon, Syracuse	2016-17
48	Jeff Lamp, Virginia	1979-80
45	Roger Mason, Virginia	2000-01
43	J.J. Redick, Duke	2002-03
43	Skip Brown, Wake Forest	1976-77
41	Jim Brennan, Clemson	1963-64
41	Jeff Lebo, North Carolina	1998-89
40	Juan Dixon, Maryland	2000-01
40	Jon Scheyer, Duke	2006-07
39	Malcolm Delaney, Virginia Tech	2008-09
39	Bob Lewis, North Carolina	1965-66
39	Sean Singletary, Virginia	2006-07
35	Greivis Vasquez, Maryland	2008-09
35	Christian Laettner, Duke	1991-92

LEGEND: 1-Raleigh, N.C.; 2-Charlotte, N.C; 3-Greensboro, N.C.; 4-Knoxville, Tenn., 5-Philadelphia, Pa.; 6-Charleston, WVa.; 7-Honolulu, HI; 8-Chicago, Ill., 9-Orlando, Fla.; 10-College Park, Md.; 11-East Rutherford, N.J., 12-Landover, Md.; 13-Fayetteville, WVa.; 14-Milwaukee, Wis.; 15-Hartford, Conn. 16-Atlanta, Ga.; 17-Kansas City, Mo.; 18-Detroit, Mich. (Final Four).

CAREER POINTS SCORED

• includes season(s) in the Southern Conference

Player, School	Years	G	Avg.	Pts.
1. Tyler Hansbrough, North Carolina	2006-09	142	20.2	2,872
2. J.J. Redick, Duke	2003-06	139	19.9	2,769
3. Dickie Hemric, Wake Forest	•1952-55	104	24.9	2,587
4. Johnny Dawkins, Duke	1983-86	133	19.2	2,556
5. Rodney Monroe, NC State	1988-91	124	20.6	2,551
6. Bryant Stith, Virginia	1989-92	131	19.2	2,516
7. Christian Laettner, Duke	1989-92	148	16.6	2,460
8. Kyle Singler, Duke	2008-11	148	16.2	2,392
9. Mike Gminski, Duke	1977-80	122	19.0	2,323
10. Jeff Lamp, Virginia	1978-81	123	18.8	2,317
11. David Thompson, NC State	1973-75	86	26.8	2,309
12. Phil Ford, North Carolina	1975-78	123	18.6	2,290
13. Juan Dixon, Maryland	1998-02	141	16.1	2,269
14. Malcolm Delaney, Virginia Tech	2088-11	136	16.6	2,255
15. Buzzy Wilkinson, Virginia	•1953-55	78	28.6	2,233
16. Ralph Sampson, Virginia	1980-83	132	16.9	2,228
17. Matt Harpring, Georgia Tech	1995-98	124	17.9	2,225
18. Randolph Childress, Wake Forest	1991,93-95	120	18.4	2,208
19. Mark Price, Georgia Tech	1983-86	126	17.4	2,193
20. Greivis Vasquez, Maryland	2007-10	136	16.0	2,171
21. Len Chappell, Wake Forest	1960-62	87	24.9	2,165
22. Danny Ferry, Duke	1986-89	143	15.1	2,155
23. Len Bias, Maryland	1983-86	131	16.4	2,149
24. Sam Perkins, North Carolina	1981-84	135	15.9	2,145
25. Mark Alarie, Duke	1983-86	133	16.0	2,136

CAREER REBOUNDS

• includes season(s) in the Southern Conference

Player, School	Years	G	Avg.	Reb.
1. Dickie Hemric, Wake Forest	•1952-55	104	17.3	1,802
2. Ron Shavlik, NC State	1954-56	95	16.8	1,598
3. Tim Duncan, Wake Forest	1994-97	128	12.3	1,570
4. Ralph Sampson, Virginia	1980-83	132	11.4	1,511
5. Wayne Rollins, Clemson	1974-77	110	11.9	1,311
6. Shelden Williams, Duke	2003-06	139	9.1	1,262
7. Mike Gminski, Duke	1977-80	122	10.2	1,242
8. Tyler Hansbrough, North Carolina	2006-09	142	8.6	1,219
9. Dale Davis, Clemson	1988-91	121	10.0	1,216
10. Len Chappell, Wake Forest	1960-62	87	13.9	1,213
11. Malcolm Mackey, Georgia Tech	1990-93	130	9.3	1,205
12. Sam Perkins, North Carolina	1981-84	135	8.6	1,167
13. Lee Collins, South Carolina	1953-56	93	12.5	1,159
14. Christian Laettner, Duke	1989-92	148	7.8	1,149
15. Tom Owens, South Carolina	1969-71	84	13.3	1,116
16. Travis Watson, Virginia	2000-03	119	9.4	1,115
17. Jeff Allen, Virginia Tech	2088-11	134	8.3	1,111
18. George Lynch, North Carolina	1990-93	140	7.8	1,097
19. Mason Plumlee, Duke	2010-13	141	7.7	1,085
20. Alvin Jones, Georgia Tech	1998-01	124	8.7	1,075
21. Randy Denton, Duke	1969-71	84	12.7	1,067
22. Tom Burleson, NC State	1972-74	84	12.7	1,066
23. Billy Cunningham, North Carolina	1963-65	69	15.4	1,062
24. Trevor Booker, Clemson	2007-10	134	7.9	1,060
25. Kennedy Meeks, North Carolina	2013-17	144	7.3	1,052

CAREER POINTS PER GAME

(minimum two years played & 75 percent of team's games played)

Player, School	Years	G	Pts.	Avg.
1. Buzzy Wilkinson, Virginia	•1953-55	78	2,233	28.63
2. Grady Wallace, South Carolina	1955-57	52	1,456	28.00
3. Lennie Rosenbluth, North Carolina	1955-57	76	2,045	26.91
4. David Thompson, NC State	1973-75	86	2,309	26.85
5. Art Heyman, Duke	1961-63	79	1,984	25.11
6. Charlie Davis, Wake Forest	1969-71	79	1,970	24.94
7. Len Chappell, Wake Forest	1960-62	87	2,165	24.89
8. Dickie Hemric, Wake Forest	•1953-55	104	2,587	24.85
9. Billy Cunningham, North Carolina	1963-65	69	1,709	24.77
10. Butch Zatezalo, Clemson	1968-70	75	1,761	23.48
11. Paul Long, Wake Forest	1966-67	53	1,225	23.11
12. Kenny Anderson, Georgia Tech	1990-91	65	1,497	23.03
13. John Roche, South Carolina	1969-71	85	1,910	22.47
14. Bob Lewis, North Carolina	1965-67	83	1,836	22.12
15. Charlie Scott, North Carolina	1975-77	91	2,007	22.05
16. Bob Verga, Duke	1965-67	80	1,758	21.98
17. Jeff Mullins, Duke	1962-64	86	1,888	21.95
18. Larry Miller, North Carolina	1966-68	91	1,982	21.78
19. Dennis Scott, Georgia Tech	1988-90	99	2,115	21.36
20. Kenny Carr, NC State	1975-77	86	1,772	20.60
21. Rodney Monroe, NC State	1988-91	124	2,551	20.57
22. Tom McMillen, Maryland	1972-74	88	1,807	20.53
23. Bob Leonard, Wake Forest	1964-66	80	1,637	20.46
24. Tyler Hansbrough, North Carolina	2006-09	142	2,872	20.23
25. Joe Smith, Maryland	1994-95	64	1,290	20.16

CAREER REBOUNDS PER GAME

(minimum two years played & 75 percent of team's games played)

Player, School	Years	G	Reb.	Avg.
1. Dickie Hemric, Wake Forest	•1952-55	104	1,802	17.32
2. Ron Shavlik, NC State	1954-56	95	1,598	16.82
3. Billy Cunningham, North Carolina	1963-65	69	1,062	15.39
4. Len Chappell, Wake Forest	1960-62	87	1,213	13.94
5. Tom Owens, South Carolina	1969-71	84	1,116	13.28
6. Grady Wallace, South Carolina	1956-57	52	669	12.86
7. Randy Denton, Duke	1969-71	84	1,067	12.70
8. Tom Burleson, NC State	1972-74	84	1,066	12.69
9. John Richter, NC State	1957-59	74	936	12.64
10. Gary Gregor, South Carolina	1965-68	54	678	12.56
11. Mike Lewis, Duke	1966-68	84	1,051	12.51
12. Lee Collins, South Carolina	•1953-56	93	1,159	12.46
13. Tim Duncan, Wake Forest	1994-97	115	1,570	12.27
14. Len Elmore, Maryland	1972-74	86	1,053	12.24
15. Wayne Rollins, Clemson	1974-77	110	1,311	11.92
16. Ralph Sampson, Virginia	1980-83	132	1,511	11.45
17. Bernie Janicki, Duke	•1952-54	83	923	11.12
18. Art Heyman, Duke	1961-63	79	865	10.95
19. Buck Williams, Maryland	1979-81	85	928	10.91
20. Bob Kessler, Maryland	1954-56	78	849	10.88
21. Frank Standard, South Carolina	1966-68	67	720	10.75
22. Joe Smith, Maryland	1994-95	64	683	10.67
23. Gil McGregor, Wake Forest	1969-71	80	850	10.63
24. Al Bunge, Maryland	1958-60	75	795	10.60
25. Doug Moe, North Carolina	1958-61	60	635	10.58

20-Point Games - Season

T.J. Warren, NCS	2014	31
Erick Green, VT	2013	28
Rodney Monroe, NCS	1991	28
J.J. Redick, Duke	2006	28
Lennie Rosenbluth, UNC	1957	28
David Thompson, NCS	1973	28
Tyler Hansbrough, UNC	2008	27
RJ Barrett, Duke	2019	26
Johnny Dawkins, Duke	1986	26
Antawn Jamison, UNC	1998	26
Buzzy Wilkinson, UVa	1955	26

30-Point Games - Season

Buzzy Wilkinson, UVa	1955	20
Len Chappell, WF	1962	15
David Thompson, NCS	1975	15
J.J. Redick, Duke	2006	14
Dennis Scott, GT	1990	13
Lennie Rosenbluth, UNC	1957	13
Walt Williams, Md.	1992	11
Len Chappell, WF	1961	10
Bob Verga, Duke	1967	10
Rodney Monroe, NCS	1990	10

20-Point Games - Career

Tyler Hansbrough, UNC	'06-09	79
J.J. Redick, Duke	'03-06	70
Rodney Monroe, NCS	'88-91	69
David Thompson, NCS	'73-75	65
Mike Gminski, Duke	'77-80	64
Art Heyman, Duke	'61-63	63
Johnny Dawkins, Duke	'83-86	60
Jeff Mullins, Duke	'62-64	56
Bryant Stith, UVa	'89-92	55
Buzzy Wilkinson, UVa	'54-55	51
Bob Verga, Duke	'65-67	50

30-Point Games - Career

David Thompson, NCS	'73-75	33
Buzzy Wilkinson, UVa	'54-55	33
Lennie Rosenbluth, UNC	'55-57	28
Len Chappell, WF	'60-62	26
Charlie Davis, WF	'69-71	22
Rodney Monroe, NCS	'88-91	21
J.J. Redick, Duke	'03-06	20
Dennis Scott, GT	'88-90	20
Billy Cunningham, UNC	'63-65	19
Art Heyman, Duke	'61-63	19
Walt Williams, Md.	'89-92	14

CAREER ASSISTS

Player, School	Years	G	Avg.	Ast.
1. Bobby Hurley, Duke	1990-93	140	7.7	1,076
2. Chris Corchiani, NC State	1988-91	124	8.4	1,038
3. Ed Cota, North Carolina	1997-00	138	7.5	1,030
4. Steve Blake, Maryland	2000-03	138	7.0	972
5. Grayson Marshall, Clemson	1985-88	122	7.0	857
6. Chris Duhon, Duke	2001-04	144	5.7	819
7. Tyrone Bogues, Wake Forest	1984-87	119	6.6	781
8. Greivis Vasquez, Maryland	2007-10	136	5.7	772
9. Kenny Smith, North Carolina	1984-87	127	6.1	768
10. Sidney Lowe, NC State	1980-83	120	6.4	762
11. Phil Ford, North Carolina	1975-78	123	6.1	753
12. Drew Barry, Georgia Tech	1993-96	117	6.2	724
13. Tommy Amaker, Duke	1984-87	138	5.1	708
14. Raymond Felton, North Carolina	2003-05	101	6.9	698
15. Travis Best, Georgia Tech	1992-95	119	5.6	692
16. Delvon Arrington, Florida State	1998-02	118	5.8	688
17. John Crotty, Virginia	1988-91	129	5.3	683
18. Craig Neal, Georgia Tech	1984-88	127	5.2	659
19. Keith Gatlin, Maryland	1984-88	122	5.3	649
20. Jason Williams, Duke	1999-02	108	6.0	644
21. Derrick Phelps, North Carolina	1991-94	132	4.8	637
22. King Rice, North Carolina	1988-91	140	4.5	629
23. Ishamel Smith, Wake Forest	2007-10	121	5.1	612
24. Ty Lawson, North Carolina	2007-09	105	5.8	608
25. Markell Johnson, NC State	2017-20	120	5.1	607

CAREER STEALS

Player, School	Years	G	Avg.	Stl.
1. Johnny Rhodes, Maryland	1993-96	122	2.8	344
2. Juan Dixon, Maryland	1999-02	141	2.4	333
3. Chris Corchiani, NC State	1988-91	124	2.6	328
4. Chris Duhon, Duke	2001-04	144	2.1	301
5. Tyrone Bogues, Wake Forest	1984-87	119	2.3	275
6. Vernon Hamilton, Clemson	2004-07	127	2.1	271
7. Shane Battier, Duke	1998-01	146	1.8	266
8. Tommy Amaker, Duke	1984-87	138	1.9	259
9. Jim Spanarkel, Duke	1976-79	114	2.2	253
10. Laron Profit, Maryland	1996-99	125	2.0	251
11. Derrick Phelps, North Carolina	1991-94	132	1.9	247
12. Christian Laettner, Duke	1989-92	148	1.6	243
13. George Lynch, North Carolina	1990-93	140	1.7	241
14. Mark Price, Georgia Tech	1983-86	126	1.9	240
15. Anthony Grundy, NC State	1998-02	121	1.9	239
16. Jason Williams, Duke	2000-02	108	2.2	235
17. Steve Blake, Maryland	2000-03	138	1.7	234
18. Jeff Allen, Virginia Tech	2088-11	134	1.7	233
19. Bruce Dalrymple, Georgia Tech	1984-87	126	1.8	227
20. Jose Alvarado, Georgia Tech	2017-21	106	2.1	226
21. Cliff Hammonds, Clemson	2005-08	134	1.7	225
Delvon Arrington, Florida State	1999-02	118	1.9	225
23. Trent Forrest, Florida State	2017-20	137	1.6	224
Jamon Gordon, Virginia Tech	2005-07	93	2.4	224
25. Othell Wilson, Virginia	1981-84	127	1.8	222

CAREER ASSISTS PER GAME

(minimum of two years played or 300 assists)

Player, School	Years	G	Ast.	Avg.
1. Chris Corchiani, NC State	1988-91	124	1,038	8.37
2. Kendall Marshall, North Carolina	2011-12	73	581	7.96
3. Bobby Hurley, Duke	1990-93	140	1,076	7.68
4, Ed Cota, North Carolina	1997-00	138	1,030	7.46
5. Steve Blake, Maryland	2000-03	138	972	7.04
6. Grayson Marshall, Clemson	1985-88	122	857	7.02
7. Kenny Anderson, Georgia Tech	1990-91	65	454	6.98
8. Raymond Felton, North Carolina	2003-05	101	698	6.91
9. Tyrone Bogues, Wake Forest	1984-87	119	781	6.56
10. Jerian Grant, Notre Dame	2014-15	50	327	6.54
11. Sidney Lowe, NC State	1980-83	120	762	6.35
12. Chris Paul, Wake Forest	2004-05	63	395	6.26
13. Drew Barry, Georgia Tech	1993-96	117	724	6.19
14. Phil Ford, North Carolina	1975-78	123	753	6.12
15. Chris Whitney, Clemson	1992-93	58	354	6.10
16. Kenny Smith, North Carolina	1984-87	127	768	6.05
17. Jason Williams, Duke	2000-02	108	644	5.96
18. Lorenzo Brown, NC State	2011-13	101	589	5.831
19. Delvon Arrington, Florida State	1999-02	118	688	5.830
20. Tre Jones, Duke	2019-20	65	377	5.80
21. Ty Lawson, North Carolina	2007-09	105	608	5.79
22. Chris Duhon, Duke	2001-04	144	819	5.69
23. Greivis Vasquez, Maryland	2007-10	136	772	5.68
24. Travis Best, Georgia Tech	1992-95	124	692	5.58
25. Jarrett Jack, Georgia Tech	2003-05	101	543	5.38

CAREER STEALS PER GAME

(minimum of two years played or 100 steals)

Player, School	Years	G	Stl.	Avg.
1. Johnny Rhodes, Maryland	1993-96	122	344	2.82
2. Chris Corchiani, NC State	1988-91	124	328	2.64
Tim Pickett, Florida State	2003-04	62	164	2.64
4. Kenny Anderson, Georgia Tech	1990-91	65	168	2.58
5. Chris Paul, Wake Forest	2004-05	63	160	2.54
6. Walter Davis, North Carolina	1975-77	61	149	2.44
7. Jamon Gordon, Virginia Tech	2005-07	93	224	2.41
8. Juan Dixon, Maryland	1999-02	141	333	2.36
9. Sam Cassell, Florida State	1993-94	66	153	2.32
10. Tyrone Bogues, Wake Forest	1984-87	119	275	2.31
11. Terrell Baker, Florida State	1998-99	61	139	2.28
12. Iman Shumpert, Georgia Tech	2009-11	92	207	2.25
13. Nate McMillan, NC State	1985-86	67	149	2.22
14. Jim Spanarkel, Duke	1976-79	114	253	2.21
15. Jason Williams, Duke	2000-02	108	235	2.18
16. Vernon Hamilton, Clemson	2004-07	127	271	2.134
17. Jose Alvarado, Georgia Tech	2017-21	106	226	2.132
18. Chris Duhon, Duke	2001-04	144	301	2.09
19. Phil Ford, North Carolina	1975-77	81	163	2.01
20. Laron Profit, Maryland	1996-99	125	251	2.00
21. Anthony Grundy, NC State	1999-02	121	239	1.98
22. Chris Whitney, Clemson	1993-94	58	114	1.96
23. Trey McGowens, Pitt	2019-20	66	127	1.92
Spud Webb, NC State	1984-85	66	127	1.92
25. Delvon Arrington, Florida State	1999-02	118	225	1.91

20-Point Games - Consecutive

Len Chappell, WF	1962	27
Rodney Monroe, NCS	1991	22
Len Chappell, WF	1961-62	20
T.J. Warren, NCS	2014	19
Bill Yarborough, Clem.	1954-55	19
Art Heyman, Duke	1961-62	17
Buzzy Wilkinson, UVa	1955	17
J.J. Redick, Duke	2006	16
Bob Verga, Duke	1967	16
Buzzy Wilkinson, UVa	1954	13

30-Point Games - Consecutive

Len Chappell, WF	1962	8
Walt Williams, Md.	1992	7
Buzzy Wilkinson, UVa	1955	6
Buzzy Wilkinson, UVa	1954-55	6
Buzzy Wilkinson, UVa	1955	5
Bobby Lewis, UNC	1965	5
J.J. Redick, Duke	2006	5

20-Rebound Games - Season

Ronnie Shavlik, NCS	1956	10
Ronnie Shavlik, NCS	1955	7
Ronnie Shavlik, NCS	1954	5
Len Chappell, WF	1962	5
Billy Cunningham, UNC	1964	5
Tim Duncan, WF	1997	5
Mike Lewis, Duke	1968	5
Len Elmore, Md.	1974	5

20-Rebound Games - Career

Ronnie Shavlik, NCS	'54-56	22
Billy Cunningham, UNC	'63-65	12
Len Chappell, WF	'60-62	11
Tim Duncan, WF	'94-97	10
Mike Lewis, Duke	'66-68	8
Randy Denton, Duke	'69-71	8
Ralph Sampson, UVa	'80-83	7
Len Elmore, Md.	'72-74	6

CAREER FIELD GOAL PERCENTAGE

(minimum two years; minimum 5.0 FG per game or 400 field goals made)

Player, School	Years	FG	FGA	Pct.
1. Brendan Haywood, North Carolina	1998-01	541	849	.637
2. Rasheed Wallace, North Carolina	1994-95	377	594	.635
3. Carlos Boozer, Duke	1999-02	554	878	.631
4. Amile Jefferson, Duke	2013-17	426	687	.6201
5. Brad Daugherty, North Carolina	1983-86	760	1,226	.6199
6. Buck Williams, Maryland	1979-81	446	725	.615
7. Elton Brand, Duke	1998-99	355	580	.612
8. Harold Jamison, Clemson	1996-99	454	746	.609
9. Bobby Jones, North Carolina	1972-74	522	859	.608
10. Jim Johnstone, Wake Forest	1979-82	472	780	.605
11. J.R. Reid, North Carolina	1987-89	584	972	.601
12. Alaa Abdelnaby, Duke	1987-90	448	748	.599
13. Horace Grant, Clemson	1984-87	660	1,104	.598
14. Rodney Dobard, Florida State	1992-93	308	518	.595
15. Eric Williams, Wake Forest	2003-06	676	1,140	.593
16. Dennis Wuycik, North Carolina	1970-72	519	880	.590
17. Dale Davis, Clemson	1988-91	633	1,076	.588
18. Kevin Thompson, NC State	1990-93	530	901	.588
19. John Salley, Georgia Tech	1983-86	595	1,013	.587
20. Mitch Kupchak, North Carolina	1973-76	651	1,110	.586
21. Eric Montross, North Carolina	1991-94	626	1,070	.585
22. Greg Manning, Maryland	1978-81	623	1,068	.583
23. Anthony Gill, Virginia	2014-16	442	759	.582
24. Kevin Madden, North Carolina	1986-90	519	893	.581
25. Rodney Rogers, Wake Forest	1991-93	683	1,179	.579

CAREER BLOCKED SHOTS

Player, School	Years	G	Avg.	Blk.
1. Tim Duncan, Wake Forest	1994-97	128	3.8	481
2. Ralph Sampson, Virginia	1980-83	132	3.5	462
3. Tree Rollins, Clemson	1974-77	110	4.1	450
4. Alvin Jones, Georgia Tech	1998-01	124	3.4	425
5. Shelden Williams, Duke	2003-06	139	3.0	422
6. Mike Gminski, Duke	1977-80	122	2.8	345
7. Derrick Lewis, Maryland	1985-88	127	2.7	339
8. Elden Campbell, Clemson	1987-90	123	2.7	334
9. Brendan Haywood, North Carolina	1998-01	141	2.1	304
10. Sharone Wright, Clemson	1992-94	92	3.1	288
11. Daniel Miller, Georgia Tech	2011-14	126	2.3	286
12. John Henson, North Carolina	2010-12	109	2.6	279
13. Terence Morris, Maryland	1998-01	136	1.9	256
14. Ben Lammers, Georgia Tech	2015-18	124	2.1	254
Shane Battier, Duke	1998-01	146	1.7	254
16. Trevor Booker, Clemson	2007-10	134	1.9	250
17. Sam Perkins, North Carolina	1981-84	135	1.8	245
18. John Salley, Georgia Tech	1983-86	125	1.9	243
Beejay Anya, NC State	2014-17	129	1.9	243
20. Cedric Lewis, Maryland	1988-91	95	2.5	239
21. James Gist, Maryland	2005-08	130	1.8	231
22. Ekene Ibekwe, Maryland	2004-07	127	1.8	230
Cherokee Parks, Duke	1992-95	131	1.8	230
24. Lonny Baxter, Maryland	1998-02	138	1.6	227
25. Anas Mahmoud, Louisville	2015-18	119	1.8	218

CAREER FREE THROW PERCENTAGE

(minimum two years played, 200 free throws made or 2.5 made per game)

Player, School	Years	FT	FTA	Pct.
1. J.J. Redick, Duke	2003-06	662	726	.912
2. Jack McClinton, Miami	2007-09	332	369	.900
3. Scott Wood, NC State	2010-13	233	263	.886
4. Malcolm Brogdon, Virginia	2013-16	422	482	.876
5. Charlie Davis, Wake Forest	1969-71	578	662	.873
6. Roger Mason, Virginia	2000-02	318	366	.869
7. Luke Kennard, Duke	2016-17	248	286	.867
8. Joseph Girard III, Syracuse	**2020-22**	**205**	**237**	**.865**
9. Trajan Langdon, Duke	1995,96-99	386	448	.862
10. Jon Scheyer, Duke	2007-10	608	706	.861
11. Marcquise Reed, Clemson	2017-19	366	426	.859
12. Greg Manning, Maryland	1978-81	315	367	.8583
13. Jackie Murdock, Wake Forest	1955-57	465	542	.8579
14. Chris McCray, Maryland	2003-06	275	322	.854
15. Steve Vasturia, Notre Dame	2014-17	244	286	.8531
16. Quinn Cook, Duke	2012-15	267	313	.8530
17. Paul Long, Wake Forest	1966-67	285	335	.851
18. Juan Dixon, Maryland	1999-02	426	501	.8503
19. Mark Price, Georgia Tech	1983-86	424	499	.84969
20. Jim Sutherland, Clemson	1965-67	260	306	.84967
21. Jeff Lamp, Virginia	1978-81	635	748	.8489
22. Shammond Williams, North Carolina	1995-98	292	344	.8488
23. Taron Downey, Wake Forest	2002-05	226	267	.8464
24. Sean Singletary, Virginia	2005-08	573	677	.8463
25. Malcolm Delaney, Virginia Tech	2007-10	721	853	.84525

CAREER BLOCKED SHOTS PER GAME

(minimum two years played & 100 blocked shots)

Player, School	Years	G	Blk.	Avg.
1. Tree Rollins, Clemson	1974-77	110	450	4.09
2. Tim Duncan, Wake Forest	1994-97	128	481	3.75
3. Ralph Sampson, Virginia	1980-83	132	462	3.50
4. Alvin Jones, Georgia Tech	1998-01	124	425	3.43
5. Sharone Wright, Clemson	1992-94	92	288	3.13
6. Shelden Williams, Duke	2003-06	139	422	3.03
7. Joe Smith, Maryland	1994-95	64	190	2.97
8. Mike Gminski, Duke	1977-80	122	345	2.83
9. Tyrelle Blair, Boston College	2007-08	61	167	2.74
10. Manny Bates, NC State	2020-22	54	147	2.722
11. Elden Campbell, Clemson	1987-90	123	334	2.715
12. Derrick Lewis, Maryland	1985-88	127	339	2.67
13. John Henson, North Carolina	2010-12	109	279	2.56
14. Cedric Lewis, Maryland	1988-91	95	239	2.52
15. James Banks III, Georgia Tech	2019-20	62	154	2.48
16. Rodney Dobard, Florida State	1992-93	64	157	2.45
17. Bernard James, Florida State	2011-12	69	164	2.38
18. Mark Williams, Duke	2021-22	62	142	2.29
19. Daniel Miller, Georgia Tech	2011-14	126	286	2.27
20. Rasheed Wallace, North Carolina	1994-95	69	156	2.26
21. Rakeem Christmas, Syracuse	2014-15	65	144	2.22
22. Solomon Alabi, Florida State	2008-10	68	150	2.21
23. Brendan Haywood, North Carolina	1998-01	141	304	2.13
24. Paschal Chukwu, Syracuse	2016-19	77	162	2.10
25. Juwan Durham, Notre Dame	2019-21	85	178	2.09

10-Assist Games - Season

Kendall Marshall, UNC	2012	17
Chris Corchiani, NCS	1991	15
Chris Corchiani, NCS	1990	13
Chris Corchiani, NCS	1989	13
Ed Cota, UNC	1998	12
Kenny Anderson, GT	1990	11
Tyrone Bogues, WF	1987	11
Tyrone Bogues, WF	1986	11
Grayson Marshall, Clem.	1986	11
Chris Corchiani, NCS	1988	10

10-Assist Games - Career

Chris Corchiani, NCS	'88-91	51
Bobby Hurley, Duke	'90-93	33
Ed Cota, UNC	'96-00	32
Tyrone Bogues, WF	'84-87	28
Grayson Marshall, Clem.	'85-88	25
Steve Blake, Md.	'00-03	23
Kendall Marshall, UNC	'11-12	23
Raymond Felton, UNC	'03-05	18
Phil Ford, UNC	'75-78	16
Markell Johnson, NCS	'17-20	15

FGs Made Per Game - Career

David Thompson, NCS	'73-75	10.9
Buzzy Wilkinson UVa	'53-55	10.8
Grady Wallace, USC	'55-57	10.6
Billy Cunningham, UNC	'63-65	9.5
Lennie Rosenbluth, UNC	'55-57	9.5
Bob Verga, Duke	'65-67	9.1
Jeff Mullins, Duke	'62-64	9.0
Paul Long, WF	'66-67	8.9
Charlie Scott, GT	'88-90	8.8
Charlie Davis, WF	'69-71	8.8

FG Attempts Per Game - Career

Buzzy Wilkinson, UVa	'53-55	27.4
Grady Wallace, USC	'55-57	24.5
Lennie Rosenbluth, UNC	'55-57	20.7
Bill Yarborough, Clem.	'54-57	20.5
Butch Zatezalo, Clem.	'68-70	20.5
Billy Cunningham, UNC	'63-65	20.1
David Thompson, NCS	'73-75	19.7
Art Heyman, Duke	'61-63	19.5
Anthony Laquintano, UVa	'60-62	19.4
Charlie Davis, WF	'69-71	19.1

CAREER ASSIST TO TURNOVER RATIO

(minimum of two years and 300 assists)

Player, School	Years	Ast.	TO	Ratio
1. James Robinson, Pitt	2014-16	488	134	3.64
2. Jerian Grant, Notre Dame	2014-15	327	104	3.14
3. Kendall Marshall, North Carolina	2011-12	581	193	3.01
4. Sidney Lowe, NC State	1980-83	762	259	2.94
5. Tre Jones, Duke	2019-20	377	131	2.88
6. Ty Lawson, North Carolina	2007-09	608	219	2.78
7. Wabissa Bede, Virginia Tech	2018-21	351	129	2.72
8. London Perrantes, Virginia	2014-17	569	211	2.70
9. Ty Jerome, Virginia	2017-19	384	145	2.65
10. Keith Gatlin, Maryland	1984-87	649	246	2.64
11. Tyrone Bogues, Wake Forest	1985-87	781	297	2.62
12. Chris Corchiani, NC State	1988-91	1,038	400	2.60
13. Quinn Cook, Duke	2012-15	509	202	2.52
14. Quentin Snider, Louisville	2015-18	415	166	2.50
Steve Wojciechowski, Duke	1995-98	505	202	2.50
16. Grayson Marshall, Clemson	1985-88	857	347	2.47
17. T.J. Gibbs, Notre Dame	2017-20	382	159	2.40
18. Danny Young, Wake Forest	1981-84	493	207	2.38
19. Chris Paul, Wake Forest	2004-05	395	171	2.309
20. Chris Duhon, Duke	2001-04	819	355	2.307
21. Spud Webb, NC State	1984-85	373	162	2.30
22. Rex Pfleuger, Notre Dame	2016-20	344	151	2.28
23. Matt Farrell, Notre Dame	2015-18	417	185	2.254
24. Marc Campbell, Clemson	1981-84	364	162	2.247
25. Theo Pinson, North Carolina	2015-18	416	186	2.236

CAREER MINUTES PLAYED

Player, School	Years	GP	Min.
1. Kyle Singler, Duke	2008-11	148	4,887
2. Chris Duhon, Duke	2001-04	144	4,813
3. Bobby Hurley, Duke	1990-93	140	4,802
4. Jon Scheyer, Duke	2007-10	144	4,459
5. Johnny Dawkins, Duke	1983-86	133	4,749
6. J.J. Redick, Duke	2003-06	139	4,732
7. Malcolm Delaney, Virginia Tech	2008-11	136	4,692
8. Tommy Amaker, Duke	1984-87	138	4,666
9. Ed Cota, North Carolina	1997-00	138	4,631
10. Mark Price, Georgia Tech	1983-86	126	4,604
11. Marcus Paige, North Carolina	2013-16	141	4,570
12. Greivis Vasquez, Maryland	2007-10	136	4,568
13. Matt Harpring, Georgia Tech	1995-98	124	4,506
14. Travis Best, Georgia Tech	1992-95	124	4,504
15. Tim Duncan, Wake Forest	1994-97	128	4,496
16. London Perrantes, Virginia	2014-17	138	4,425
Brian Oliver, Georgia Tech	1987-90	127	4,425
18. Steve Vasturia, Notre Dame	2014-17	137	4,402
19. Tyler Hansbrough, North Carolina	2006-09	142	4,394
20. Bryant Stith, Virginia	1989-92	131	4,391
21. Ademola Okulaja, North Carolina	1996-99	139	4,390
22. Tom Hammonds, Georgia Tech	1986-89	123	4,387
23. Prentiss Hubb, Notre Dame	2018-22	126	4,372
Scott Wood, NC State	2010-13	138	4,372
25. Shane Battier, Duke	1998-01	146	4,337

CAREER 3-POINT FIELD GOAL PERCENTAGE

(minimum two years played; minimum 150 3FGs made or 1.5 per game)

Player, School	Years	3FG	FGA	Pct.
1. Ty Outlaw, Virginia Tech	2017, 19	136	291	.467
2. Jack McClinton, Miami	2007-09	286	650	.440
3. Rodney Monroe, NC State	1988-91	322	739	.436
4. Hubert Davis, North Carolina	1989-92	197	453	.435
5. Rusty LaRue, Wake Forest	1993-96	151	349	.433
6. Archie Miller, NC State	1998, 2000-02	218	509	.4288
7. Jeff Lebo, North Carolina	1987-89	211	493	.4287
8. Trajan Langdon, Duke	1995, 96-98	342	802	.426
9. Kyle Guy, Virginia	2017-19	254	597	.425
10. Justin Bibbs, Virginia Tech	2015-18	254	599	.424
11. Dennis Scott, Georgia Tech	1988-90	351	831	.422
12. Keith Friel, Virginia	2000-01	107	254	.4212
13. Anthony Morrow, Georgia Tech	2005-08	258	613	.4208
14. Matthew Hurt, Duke	2020-21	98	233	.4206
15. Seth Curry, Duke	2011-13	223	531	.4199
16. Devin Bookert, Florida State	2013-16	188	449	.419
17. Hunter Cattoor, Virginia Tech	**2020-22**	**173**	**416**	**.4158**
18. Shane Battier, Duke	1998-01	246	592	.4155
19. Rashad McCants, North Carolina	2003-05	221	533	.4146
20. Chris Whitney, Clemson	1992-93	167	404	.4134
21. Scott Wood, NC State	2010-13	334	809	.4129
22. Dante Calabria, North Carolina	1993-96	193	469	.411
23. Adam Smith, Virginia Tech/Georgia Tech	2014-16	214	521	.4107
24. Mike Jones, Maryland	2004-07	203	495	.4101
25. London Perrantes, Virginia	2014-17	211	516	.409

CAREER 3-POINT FIELD GOALS MADE

Player, School	Years	Pct.	Att.	3FG
1. J.J. Redick, Duke	2003-06	.406	1,126	457
2. Curtis Staples, Virginia	1995-98	.383	1,079	413
3. Dennis Scott, Georgia Tech	1988-90	.452	831	351
4. Trajan Langdon, Duke	1995, 96-99	,426	802	342
5. Scott Wood, NC State	2010-13	.413	809	334
6. Randolph Childress, Wake Forest	1991, 93-95	.395	832	329
7. Rodney Monroe, NC State	1988-91	.436	739	322
8. Justin Gray, Wake Forest	2003-06	.371	860	319
9. Jason Williams, Duke	2000-02	.393	797	313
10. Buddy Boeheim, Syracuse	2018-22	.362	854	309
11. Tony Akins, Georgia Tech	1998-02	.371	812	301
12. Marcus Paige, North Carolina	2013-16	.375	798	299
13. Jon Scheyer, Duke	2007-10	.381	780	297
14. Grayson Allen, Duke	2015-18	.380	766	291
15. Robert O'Kelley, Wake Forest	1998-01	.396	801	288
16. Jack McClinton, Miami	2007-09	.440	650	286
17. K.C. Rivers, Clemson	2006-09	.385	729	281
18. DJ Vasiljevic, Miami	2017-20	.367	742	272
19. A.D. Vassallo, Virginia Tech	2006-09	.385	694	267
Kyle Singler, Duke	2008-11	.363	736	267
21. Joel Berry II, North Carolina	2015-18	365	734	266
22. Malcolm Delaney, Virginia Tech	2008-11	.363	727	264
Bobby Hurley, Duke	1990-93	.405	652	264
24. Joe Harris, Virginia	2011-14	.407	646	263
25. Cameron Johnson, Pitt/UNC	2015-19	.405	639	259
Terrell McIntyre, Clemson	1995-99	.372	696	259

FTs Made Per Game - Career

Dickie Hemric, WF	'53-55	9.7
Buzzy Wilkinson, UVa	'53-55	9.5
Lennie Rosenbluth, UNC	'55-57	7.9
Len Chappell, WF	'60-62	7.3
Charlie Davis, WF	'69-71	7.3
Art Whisnant, USC	'60-62	7.2
Art Heyman, Duke	'61-63	6.9
Tyler Hansbrough, UNC	'06-09	6.9
John Roche, USC	'69-71	6.8
Grady Wallace, USC	'55-57	6.7
Butch Zatezalo, Clem.	'68-70	6.7

FT Attempts Per Game - Career

Dickie Hemric, WF	'53-55	13.0
Buzzy Wilkinson, UVa	'53-55	12.2
Art Whisnant, USC	'60-62	11.1
Lennie Rosenbluth, UNC	'55-57	10.7
Art Heyman, Duke	'61-63	10.5
Len Chappell, WF	'60-62	10.3
Mel Thompson, NCS	'53-54	9.6
Billy Cunningham, UNC	'63-65	9.2
Pete Brennan, UNC	'56-58	8.8
Tyler Hansbrough, UNC	'06-09	8.7
Grady Wallace, USC	'55-57	8.7

3-Pt. FG Made Per Game - Career

Dennis Scott, GT	'88-90	3.6
Curtis Staples, UVa	'95-98	3.4
J.J. Redick, Duke	'03-06	3.3
Tim Pickett, FSU	'03-04	3.1
Jack McClinton, UM	'07-09	3.0
Jason Williams, Duke	'00-02	2.9
Chris Whitney, Clem.	'92-93	2.9
Randolph Childress, WF	'91,'93-95	2.7
Jon Barry, GT	'92-92	2.7
Justin Gray, WF	'03-06	2.7

3-Pt. FGA Per Game - Career

Curtis Staples, UVa	'95-98	8.8
Tim Pickett, FSU	'03-04	8.5
Dennis Scott, GT	'88-90	8.4
J.J. Redick, Duke	'03-06	8.1
Jason Williams, Duke	'00-02	7.4
Jon Barry, GT	'92-92	7.3
Justin Gray, WF	'03-06	7.2
Trevor Cooney, Syr.	'14-16	7.2
Buddy Boeheim, Syr.	'19-22	7.1
Tony Stockman, Clem.	'01-02	7.1

ACC ALL-TIME 3-POINT FIELD GOAL CONSECUTIVE GAMES STREAKS

Player, School	Seasons	No.
1. Dennis Scott, Georgia Tech	1988,89,90	69
2. Justin Gray, Wake Forest	2004,05	51
3. Curtis Staples, Virginia	1995,96,97	50
4. Quinn Cook, Duke	2014,15	45
Cliff Hammonds, Clemson	2006,07,08	45
6. Rodney Monroe, NC State	1990,91	43
7. Matt Harpring, Georgia Tech	1995,96	42
8. Anthony Morrow, Georgia Tech	2007,08	41
Marcus Paige, North Carolina	2014-16	41
10. Luke Kennard, Duke	2016,17	40
11. Travis Best, Georgia Tech	1992,93	38
12. Sean Singletary, Virginia	2007,08	37
Trajan Langdon, Duke	1995,96	37
14. Jose Alvarado, Georgia Tech	2020,21	35
Malcolm Grant, Miami	2011,12	35
Jack McClinton, Miami	2008,09	35
J.J. Redick, Duke	2006	35
18. Rashad McCants, North Carolina	2004,05	34
Jason Williams, Duke	2001,02	34
Shammond Williams, North Carolina	1997,98	34
Hubert Davis, North Carolina	1991,92	34
22. DJ Vasiljevic, Miami	2018,19	33
Jon Scheyer, Duke	2010	33
Trajan Langdon, Duke	1998,99	33
Randolph Childress, Wake Forest	1994,95	33

ACC CANADIAN SCORING LEADERS

Boston College's Olivier Hanlan (Ayler, Quebec) is the ACC's all-time Canadian leading scorer with 1,725 points.

Duke's RJ Barrett (Mississauga, Ontario) recorded the highest-scoring season for a Canadian-born player at an ACC school during the 2018-19 campaign. He scored 860 points and averaged 22.6 ppg.

ACC Canadian Career Scoring Leaders

Player, School	Years	G	PPG	Pts.
Olivier Hanlan, BC	2013-15	97	17.8	1,725
Xavier Rathan-Mayes, FSU	2015-17	100	12.4	1,236
Oshae Brissett, Syr.	2018-19	71	13.7	976
Nickeil Alexander-Walker, VT	2018-19	67	13.5	902
RJ Barrett, Duke	2019	38	22.6	860
Greg Newton, Duke	1994-97	107	7.6	812
Dan Meagher, Duke	1982-85	118	6.4	756
Mfiondu Kabengele, FSU	2018	71	10.3	734
Quincy Guerrier, Syr.	2020-21	60	10.1	603
Marial Shayok, UVa	2015-17	103	5.7	584

ACC Canadian Single-Season Scoring

Player, School	Year	G	Pts.	PPG
RJ Barrett, Duke	2019	38	860	22.6
Olivier Hanlan, BC	2014	32	592	18.5
Nickeil Alexander-Walker, VT	2019	34	550	16.2
Olivier Hanlan, BC	2013	33	508	15.4
Oshae Brissett, Syr.	2018	37	553	14.9
Xavier Rathan-Mayes, FSU	2015	32	476	14.9
Quincy Guerrier, Syr.	2021	28	383	13.7
Mfiondu Kabengele, FSU	2019	37	489	13.2
Oshae Brissett, Syr.	2019	34	423	12.4
Greg Newton, Duke	1996	31	379	12.2

ACC ALL-TIME SINGLE-SEASON SCORING IMPROVEMENT

Player, School	1st Yr PPG	2nd Year	2nd PPG	Imp.
Grayson Allen, Duke	4.4	2015	21.6	+17.2
Will Solomon, Clem.	6.3	2000	20.9	+14.6
Tate Armstrong, Duke	9.7	1976	24.2	+14.5
Brandon Costner, NCS	2.8	2007	16.8	+14.0
John Johnson, Md.	2.2	1989	15.6	+13.4
Bill Gerry, UVa	4.5	1970	17.7	+13.2
T.J. Warren, NCS	12.1	2014	24.9	+12.8
Kenny Carr, NCS	13.8	1976	26.6	+12.8
Chris Collins, Duke	3.9	1996	16.3	+12.4
Donald Hand, UVa	4.7	1999	17.1	+12.4
Reyshawn Terry, UNC	2.3	2006	14.3	+12.2
Dereon Seabron, ST	5.2	2022	17.3	+12.1
Donald Williams, UNC	2.2	1993	14.3	+12.1
PJ Hall, Clem.	3.5	2022	15.5	+12.0
Kyle Visser, WF	5.0	2007	17.0	+12.0
John Collins, WF	7.3	2017	19.2	+11.9
Rakeem Christmas, Syr.	5.8	2015	17.5	+11.7
Derrick Lewis, Md.	7.9	1987	19.6	+11.7
Matt Farrell, Jr., ND	2.6	2017	14.1	+11.5
Luke Maye, Jr., UNC	5.5	2018	16.9	+11.4
Cat Barber, NCS	12.1	2016	23.5	+11.4
Jon Speaks, NCS	6.0	1962	17.4	+11.4
Jordan Nwora, So., UL	5.7	2019	17.0	+11.3
Jack Marin, Duke	7.9	1965	19.1	+11.2
Ben Lammers, GT	3.6	2017	14.4	+10.8
Brian Asbury, Miami	1.0	2007	11.7	+10.7
Bob Kessler, Md.	9.6	1955	20.3	+10.7
Drew Nicholas, Md.	7.1	1003	17.8	+10.7
Steve Vacendak, Duke	5.5	1965	16.2	+10.7
T.J. Gibbs, So., ND	4.7	2018	15.3	+10.6
Dorenzo Hudson, VT	4.6	2009	15.2	+10.6
Juan Dixon, Md.	7.4	2000	18.0	+10.6
John Gilchrist, Md.	4.8	2004	15.4	+10.6
Michael Tait, Clem.	2.5	1987	12.9	+10.4
Rodney Monroe, NCS	11.1	1989	21.4	+10.3
Anthony Morrow, GT	5.7	2006	16.0	+10.3
Vann Williford, NCS	11.3	1969	21.6	+10.3
Terrell Stoglin, Md.	11.4	2011	21.6	+10.2
Donnie Walsh, UNC	3.2	1962	13.4	+10.2
Bill Bunting, UNC	7.9	1969	18.0	+10.1
Chucky Brown, NCS	6.6	1988	16.6	+10.0
Elden Campbell, Clem.	8.8	1988	18.8	+10.0

**minimum of 75% of team's games played each year*

DOUBLE-FIGURE SCORING STREAKS

Duke All-America guard Jeff Mullins holds the ACC record for consecutive games scoring 10 or more points having scored in double-figures over a 86-game streak between the 1962 and 1964 seasons. The Lexington, Ky., native scored in double figures in every game of his three-year career. A three-time first-team All-ACC selection, Mullins currently ranks 17th on the ACC career per game scoring list with a 22.0 per game average, having scored 1,888 points in 86 games.

ACC Double-Figure Scoring Streaks
(50 or more games)

Player, School	Seasons	No.
1. Jeff Mullins, Duke	1962,63,64	86
2. Tom McMillen, Maryland	1972,73,74	74
3. Rodney Monroe, NC State	1989,90,91	69
Kenny Carr, NC State	1975,76,77	69
5. Danny Ferry, Duke	1987,88,89	68
6. Rodney Rogers, Wake Forest	1991,92,93	66
7. Larry Miller, North Carolina	1967,68	64
8. Bob Leonard, Wake Forest	1964,65,66	61
9. Tim Duncan, Wake Forest	1996,97	59
10. Len Chappell, Wake Forest	1961,62	56
11. Tyler Hansbrough, North Carolina	2008,09	55
Sean Singletary, Virginia	2007,08	55
Dennis Scott, Georgia Tech	1989,90	55
David Thompson, NC State	1973,74	55
15. Juan Dixon, Maryland	2001,02	54
16. Randolph Childress, WF	1991,93,94	53
Paul Long, Wake Forest	1966,67	53
18. Will Solomon, Clemson	2000,01	52
Charlie Scott, North Carolina	1968,69,70	52
Len Bias, Maryland	1984,85,86	52
21. Johnny Dawkins, Duke	1983,84,85	51
Bryant Stith, Virginia	1991,92	51

Rodney Monroe would have scored 10 or more points in 94 straight games if not for a 9-point game versus UNC Asheville (12/21/89) ... **Rodney Rogers** had double digits in 86 of his 89 career games and nine points the other three times ... **Tim Duncan** would have had 73 straight double-figure games except for a 9-point effort versus UMass (12/14/96) ... **David Thompson's** only single-digit game in his career came against Pitt in the 1974 East Regional finals when he was taken to Rex Hospital with a head injury. He had scored eight points in 10 minutes. Thompson scored in double figures in 85 of 86 career games.

ACC PLAYER CAREER WINS

Duke's Shane Battier is the ACC's all-time leader in overall career wins (131) and league game victories (70). The career totals below take into account the actual number of wins in which the individual played. The ACC win totals include both conference regular-season and ACC Tournament games.

CAREER WINS - OVERALL

1.	Shane Battier, Duke, 1998-01	131
2.	Kyle Singler, Duke, 2008-11	125
3.	Amile Jefferson, Duke, 2013-17	124
4.	Danny Green, North Carolina, 2006-09	123
	Chris Duhon, Duke, 2001-04	123
6.	Christian Laettner, Duke, 1989-92	122
7.	Nolan Smith, Duke, 2008-11	121
	Deon Thompson, North Carolina, 2007-10	121
9.	Tyler Hansbrough, North Carolina, 2006-09	120
10.	Mason Plumlee, Duke, 2010-13	118
11.	Quinn Cook, Duke, 2012-15	117
	Andre Dawkins, Duke, 2010-12, 14	117
	Nate James, Duke, 1997-01	117
	Danny Ferry, Duke, 1986-89	117
15.	Nate Britt, North Carolina, 2014-17	116
	Isaiah Hicks, North Carolina, 2014-17	116
	Miles Plumlee, Duke 2009-12	116
	J.J. Redick, Duke, 2003-06	116
	Shelden Williams, Duke, 2003-06	116
	Chris Carrawell, Duke, 1997-00	116
	Greg Koubek, Duke, 1988-91	116
	Thomas Hill, Duke, 1990-93	116
	Brian Davis, Duke, 1989-92	116
24.	Jon Scheyer, Duke 2007-10	115
	Daniel Ewing, Duke, 2002-05	115
	Bobby Hurley, Duke, 1990-93	115
	Sam Perkins, North Carolina, 1981-84	115

CAREER WINS - ACC GAMES ONLY (Conference Games and ACC Tournament)

1.	Shane Battier, Duke, 1998-01	70
2.	Chris Carrawell, Duke, 1997-00	66
3.	Mamadi Diakite, Virginia, 2017-20	64
4.	Chris Duhon, Duke, 2001-04	62
5.	Andre Dawkins, Duke, 2010-12, 14	61
	Nate James, Duke, 1997-01	61
7.	Mason Plumlee, Duke, 2010-13	60
	J.J. Redick, Duke, 2003-06	60
	Kyle Singler, Duke, 2008-11	60
	Shelden Williams, Duke, 2003-06	60
11.	Nate Britt, North Carolina, 2014-17	59
	Isaiah Hicks, North Carolina, 2014-17	59
	Amile Jefferson, Duke, 2013-17	59
	Malcolm Brogdon, Virginia, 2012, 14-16	59
	Daniel Ewing, Duke 2002-05	59
	Nick Horvath, Duke, 2000-04	59
	Mike Tobey, Virginia, 2013-16	59
18.	Jack Salt, Virginia, 2016-19	58
	Evan Nolte, Virginia, 2013-16	58
	Quinn Cook, Duke 2012-15	58
	Andre Thornton, Duke, 2011-14	58
	Nolan Smith, Duke, 2008-11	58
	Danny Green, North Carolina, 2006-09	58
	Tyler Hansbrough, North Carolina, 2006-09	58
	Casey Sanders, Duke, 2000-03	58

FATHER-SON COMBINATIONS

Former Wake Forest guards Randolph and Brandon Childress comprise the highest-scoring father-son duo in ACC history with 3,623 career points. There have been 33 father-son combinations that have played in the league while their respective schools have been members of the conference.

ACC FATHER-SON CAREER POINTS SCORED

Childress	Randolph, WF ('95), Brandon, WF ('20)	3,623
Oliver/ Tokoto	Brian, GT ('90), J.P., UNC ('15)	2,570
Stith	Bryant, UVa ('92), B.J., UVa ('15)	2,529
Sampson	Ralph, UVa ('83), Robert, GT ('15)	2,398
Grant	Harvey, Clem. ('85), Jerai, Clem. ('11) Jerami, SU ('14), Jerian, ND ('15)	2,242
Warren	Tony, NCS ('79), T.J., NCS ('14)	2,121
Crotty	John, UNC ('60), John, UVa ('91)	1,713
Smith	Kenny, UNC ('87), K.J., UNC ('21)	1,678
Graham	Ernest, Md. ('81), Jonathan, Md. ('14)	1,653
Lebo	**Jeff, UNC ('89), Creighton (active)**	**1,571**
Wright	Sharone, Clem. ('94), Sharone Jr., WF ('20)	1,571
Shaffer	Lee, UNC ('60), Dean, UNC ('81) David, Clem. ('84)	1,529
Corchiani	Chris, NCS ('91), Chris, Jr. ('17)	1,435
Salvadori	Al, USC ('67), Kevin, UNC ('94)	1,427
Melchionni	Gary, Duke ('73), Lee, Duke ('06)	1,324
Harlicka	Skip, USC ('68), Todd, GT ('95)	1,238
Buckley	Jay, Duke ('64), Clay, Duke ('91)	1,074
Bilas	Jay, Duke ('86), Anthony, WF ('19)	1,067
McGregor	Gil, WF ('71), Gil, WF ('16)	1,040
Kepley	Dick, NC ('61), Chuck, WF ('85)	880
Jones	Jeff, UVa ('82), Jeff, UVa ('17)	860
Gardner	Ken, Clem. ('67), Geoff ('95)	697
Lambiotte	Jay, UVa ('64), Ken, UVa ('84), Walker, NCS ('87)	669
DiNardo	Phil, NCS ('54), Tommy, NCS ('84)	650
O'Connell	Dave, Duke ('73), Alex, Duke ('20)	614
McAdoo	Bob, UNC ('72), Ryan, UNC ('22)	605
Kretzer	Bill, NCS ('68), Billy, NCS ('96)	527
Densmore	Walter, UVa ('61), Walt, NCS ('84)	438
Katstra	Richard UVa ('64), Dirk, UVa ('91), Austin ('21)	434
Johnston	Don, UNC ('73), D.J., UNC ('11)	373
Driesell	Charles, Duke ('54), Chuck, Md. ('85)	223
Hahn	Billy, Md. ('75), Matt, Md. (2000)	133
Campbell	Greg, UNC ('66), Marc, UNC ('10)	28

ACC BROTHER COMBINATIONS

Since the league's inaugural campaign in 1953-54, a total of 44 brother combinations have played in the ACC, totaling 49,474 points. Eleven of the brother combinations have played at different ACC schools.

	Player, School	Points
1.	Tom, Donnie, Randy, Richie Mahaffey, Clem.	3,555
2.	Jay & Tom McMillen, Md.	3,107
3.	Jeff (Duke) & Jason (UNC) Capel	3,048
4.	Trevor & Devin Booker, Clem.	2,879
5.	Miles, Mason, Marshall Plumlee, Duke	2,461
6.	Jon & Drew Barry, GT	2,333
7.	Matt & Pat Harpring, GT	2,228
8.	Buddy and Jimmy Boeheim, Syr.	2,218
9.	Jerai (CU), Jerami (SU), Jerian (ND) Grant	2,098
10.	Derrick & Cedric Lewis, Md.	1,993
11.	Horace & Harvey Grant, Clem.	1,840
12.	Greg & Andre Buckner, Clem.	1,809
13.	Jeff & Joe Wolf, UNC	1,590
14.	Alade (GT) & Al-Farouq (WF) Aminu	1,587
15.	George & Ed Krajack, Clem.	1,496
16.	Vasco (UNC) & Ilian (NCS) Evtimov	1,319
17.	Bobby & Ricky Stokes, UVa	1,318
18.	Tyus & Tre Jones, Duke	1,270
19.	Jay (Duke) & Bruce (UNC) Buckley	1,210
20.	Doug & Donnie Moe, UNC	1,018
21.	Ryan & Sean Kelly, Duke	949
22.	Jerry (WF) & Roger (Md.) Montgomery	909
23.	Jack & Walt Hudson, USC	837
24.	Caleb & Cody Martin, NCS	815
25.	Alan (Syr.) and A.J. (Duke) Griffin	777
26.	Olin & Jim Broadway, WF	640
27.	Jared & Jairus Hamilton, BC	541
28.	Pat & Ryan Sullivan, UNC	502
29.	Dean (UNC) & David (Clem.) Shaffer	476
30.	Clarke & Edward Bynum, Clem.	474
31.	Steve & Brian Walker, NCS	414
32.	Ken (UVa) & Walker (NCS) Lambiotte	406
33.	Wes & Walker Miller, UNC	395
34.	Mark (Duke) & Matt (GT) Causey	240
35.	Stacy & Solomon Poole, GT	235
36.	Gerald & Richard Tuttle, UNC	209
37.	Travis & David Wear, UNC	190
38.	George (NCS) & Jim (USC) Finnegan	115
39.	Chris & Matt Brust, UNC	105
40.	Larry & Donnie Seitz, Clem.	96
41.	Jim & Joe Everett, UNC	22
42.	Justin & Ryan Caldbeck, Duke	21
43.	Joe & Nick Pagliuca, Duke	3
44.	Jack & Daniel Nauseef, Clem.	0

FOUR-YEAR STARTERS

Since freshmen became eligible in the 1972-73 season, there have been only 10 players to start 100 percent of their team's games over a four-year career.

Player, School	Years	Games
Tommy Amaker, Duke	1984-87	138 of 138
Trevor Booker, Clemson	2007-10	134
Mark Alarie, Duke	1983-86	133
Johnny Dawkins, Duke	1983-86	133
Travis McKie, Wake Forest	2011-14	127
Daniel Miller, Georgia Tech	2011-14	126
Keith Booth, Maryland	1994-97	126
Mark Price, Georgia Tech	1983-86	126
Greg Buckner, Clemson	1995-98	122
Tree Rollins, Clemson	1974-77	110

ACC TRIPLE-DOUBLES

Justyn Mutts (Sr.) Virginia Tech vs. Syracuse..... W ..... 71-59 . Feb. 12, 2022
12 points, 14 rebounds, 11 assists
Alondes Williams (Sr.) Wake Forest vs. USC Upstate . W..... 79-53...Dec. 11, 2021
16 points, 14 rebounds, 10 assists
Wendell Moore Jr. (Jr.) Duke vs. Army West Point..... W..... 82-56.. Nov. 12, 2021
19 points, 10 rebounds, 10 assists
RJ Barrett (Fr.) Duke vs. NC State..... W ..... 94-78 . Feb. 16, 2019
23 points, 11 rebounds, 10 assists
Markell Johnson (Sr.) NC State vs. The Citadel..... W..... 83-63...Dec. 22, 2019
11 points, 10 rebounds, 10 assists
Dennis Smith Jr. (Fr.) NC State vs. Syracuse..... L ot 93-100 .. Feb. 1, 2017
13 points, 11 rebounds, 15 assists
Dennis Smith Jr. (Fr.) NC State vs. #21 Virginia Tech W ....104-78 ...Jan. 4, 2017
27 points, 11 rebounds, 11 assists
Bruce Brown (So.) Miami vs. Gardner-Webb..... W..... 77-45.. Nov. 19, 2017
10 points, 11 rebounds, 10 assists
Chris Clarke (So.) Virginia Tech vs. The Citadel ..... W..... 113-71...Dec. 17, 2016
13 points, 12 rebounds, 10 assists
Bruce Brown (Fr.) Miami vs. South Carolina State..... W..... 82-46.....Dec. 6, 2016
11 points, 11 rebounds, 10 assists
Iman Shumpert (Jr.) Georgia Tech vs. Virginia Tech . W ..... 72-57 . Jan. 25, 2011
22 points, 12, rebounds, 11 assists
Chris Singleton (Jr.) Florida State vs. UNC Greensboro.. W..... 97-73.. Nov. 14, 2010
22 points, 11 rebounds, 10 steals
Greivis Vasquez (Jr.) Maryland vs. #3 N. Carolina .. W . ot 88-85 . Feb. 21, 2009
35 points, 11 rebounds, 11 assists
Shelden Williams (Sr.) Duke vs. #23 Maryland..... W ..... 76-52 . Jan. 11, 2006
19 points, 11 rebounds, 10 blocked shots
Sean Williams (Jr.) Boston College vs. Duquesne .....L.... ot 93-98...Dec. 28, 2006
19 points, 10 rebounds, 13 blocked shots
Anthony King (So.) Miami vs. Florida Atlantic..... W..... 84-68.. Nov. 29, 2004
11 points, 10 rebounds, 13 blocked shots
Julius Hodge (So.) NC State vs. North Carolina A&T .. W..... 101-63...Dec. 14, 2002
12 rebounds, 11 points, 10 assists
Jason Capel (Jr.) North Carolina vs. Buffalo ..... W..... 95-74...Dec. 17, 2000
16 points, 11 rebounds, 10 assists
Brendan Haywood (Sr.) North Carolina vs. Miami ..... W..... 67-45.....Dec. 4, 2000
18 points, 14 rebounds, 10 blocked shots
Tim Duncan (Jr.) Wake Forest vs. Maryland ..... W ..... 77-64 . Jan. 13, 1996
14 points, 15 rebounds, 10 blocked shots
Bob Sura (Sr.) Florida State vs. NC State ..... W ....107-79 . Jan. 15, 1995
19 points, 12 rebounds, 12 assists
Sharone Wright (So.) Clemson vs. Maryland ..... W ..... 82-72 . Jan. 26, 1993
14 rebounds, 12 points, 10 blocked shots
Sharone Wright (So.) Clemson vs. UNC Greensboro.. W..... 88-62...Dec. 12, 1992
21 points, 15 rebounds, 10 blocked shots
Kenny Anderson (Fr.) Georgia Tech vs. Pitt ..... W..... 111-92...Dec. 28, 1989
32 points, 12 rebounds, 18 assists
Dennis Scott (Fr.) Georgia Tech vs. Alcorn State ..... W..... 114-71.. Nov. 20, 1987
17 points, 10 rebounds, 10 assists
Derrick Lewis (Jr.) Maryland vs. UMBC ..... W..... 78-64... Feb. 18, 1987
32 points, 10 rebounds, 10 blocked shots
Derrick Lewis (Jr.) Maryland vs. James Madison ..... W..... 90-76... Jan. 28, 1987
29 points, 23 rebounds, 12 blocked shots
Bruce Dalrymple (Jr.) Georgia Tech vs. UNC Charlotte.. W..... 87-76..... Feb. 6, 1986
14 points, 10 rebounds, 10 assists
Ralph Sampson (Fr.) Virginia vs. Old Dominion..... W..... 79-58...Dec. 29, 1979
15 points, 22 rebounds, 10 blocked shots
Ralph Sampson (Fr.) Virginia vs. Army..... W..... 84-60...Dec. 22, 1979
16 points, 14 rebounds, 12 blocked shots
Gene Banks (Fr.) Duke vs. Lehigh ..... W..... 105-63..... Jan. 9, 1978
13 points, 12 rebounds, 11 assists
Tree Rollins (Sr.) Clemson vs. Duke ..... W ..... 67-63 . Feb. 23, 1977
16 points, 15 rebounds, 10 blocked shots
Tree Rollins (Jr.) Clemson vs. Presbyterian..... W..... 103-64...Dec. 13, 1975
20 points, 14 rebounds, 10 blocked shots
Art Heyman (Sr.) Duke vs. Virginia (ACC Tourn.) .... W ..... 89-70 . Feb. 28, 1963
21 points, 18 rebounds, 10 assists
Len Chappell (Jr.) Wake Forest vs. Penn State ..... W..... 84-78...Dec. 10, 1960
13 rebounds, 12 points, 12 assists
Bill Miller (So.) Virginia vs. #6 NC State ..... L ..... 91-98 .. Feb. 1, 1955
11 points, 10 rebounds, 10 assists
Bold denotes ACC game

Noting Triple-Doubles: There have been 36 triple-doubles by 30 different players in ACC history. Six players – NC State's Dennis Smith Jr., Clemson's Sharone Wright, Miami's Bruce Brown, Maryland's Derrick Lewis, Virginia's Ralph Sampson and Clemson's Tree Rollins – have recorded two triple-doubles with Smith Jr., the only player to have two triple-doubles in ACC play. Thirteen triples-doubles have occurred in league games, including one by Duke's Art Heyman in the 1963 ACC Tournament. Eleven triple-doubles have been turned in by juniors, nine by freshmen, nine by seniors and seven by sophomores. Teams are 33-3 in games in which their player had a double-double. Four of the triple-doubles have come against ranked opponents.

DOUBLE-DOUBLE YEARLY LEADERS

1954	Ronnie Shavlik, So., NCS	22
1955	Ronnie Shavlik, Jr., NCS	21
1956	Ronnie Shavlik, Sr., NCS	25
1957	John Richter, So., NCS	17
1958	John Richter, Jr., NCS	15
1959	John Richter, Sr., NCS	20
1960	Len Chappell, So., WF	16
1961	Len Chappell, Jr., WF	24
1962	Len Chappell, Sr., WF	26
1963	Billy Cunningham, So., UNC	20
1964	Billy Cunningham, Jr., UNC	22
1965	Billy Cunningham, Sr., UNC	18
1966	Mike Lewis, So., Duke	15
1967	Larry Miller, Jr., UNC	19
1968	Mike Lewis, Sr., Duke	24
1969	Randy Denton, So., Duke	19
	Tom Owens, So., SC	19
1970	Tom Owens, Jr., SC	19
1971	Randy Denton, Sr., Duke	22
1972	Robert McAdoo, Jr., UNC	14
	Tom McMillen, So., Md.	14
1973	Tom Burleson, Jr., NCS	20
1974	Tom Burleson, Sr., NCS	26
1975	Mitch Kupchak, Jr., UNC	20
1976	Kenny Carr, So., NCS	17
1977	Tree Rollins, Sr., Clem.	19
1978	Mike Gminski, So., Duke	21
1979	Buck Williams, Fr., Md.	11
1980	Ralph Sampson, Fr., UVa	21
1981	Ralph Sampson, So., UVa	21
1982	Ralph Sampson, Jr., UVa	18
1983	Ralph Sampson, Sr., UVa	24
1984	Sam Perkins, Sr., UNC	17
	Anthony Teachey, Sr., WF	17
1985	Brad Daugherty, Jr., UNC	17
1986	Horace Grant, Jr., Clem.	16
1987	Horace Grant, Sr., Clem.	13
1988	Charles Shackleford, Jr., NCS	14
1989	Danny Ferry, Sr., Duke	10
	Brian Oliver, Sr., GT	10
1990	Dale Davis, Jr., Clem.	20
1991	Dale Davis, Sr., Clem.	19
1992	Malcolm Mackey, Jr., GT	17
1993	George Lynch, Sr., UNC	17
1994	Joe Smith, Fr., Md.	20
1995	Tim Duncan, So., WF	21
1996	Tim Duncan, Jr., WF	24
1997	Tim Duncan, Sr., WF	29
1998	Antawn Jamison, Jr., UNC	22
1999	Elton Brand, So., Duke	17
2000	Terence Morris, Sr., Md.	12
	Jason Collier, Sr., GT	12
2001	Travis Watson, So., UVa	13
2002	Travis Watson, Jr., UVa	17
2003	Travis Watson, Sr., UVa	16
2004	Sean May, Jr., UNC	13
2005	Shelden Williams, Jr., Duke	20
2006	Shelden Williams, Sr., Duke	21
2007	Jared Dudley, Sr., BC	10
2008	Tyler Hansbrough, Jr., UNC	19
2009	Gani Lawal, Jr., GT	15
2010	Al-Farouq Aminu, So., WF	19
2011	Jordan Williams, So., Md.	25
2012	John Henson, Jr., UNC	18
2013	Richard Howell, Sr., NCS	18
	Mason Plumlee, Sr., Duke	18
2014	Jabari Parker, Fr., Duke	14
2015	Montrezl Harrell, Jr., UL	13
2016	Brice Johnson, Jr., UNC	23
2017	Bonzie Colson, Jr., ND	19
2018	Marvin Bagley III, Fr., Duke	22
2019	John Mooney, Jr., ND	20
2020	John Mooney, Sr., ND	25
2021	Justin Champagnie, So., Pitt	14
2022	**Armando Bacot, Jr., UNC**	**31**

DOUBLE-DOUBLE LEADERS

Single-Season Double-Doubles

Armando Bacot, NC	Jr.	2022	31
Tim Duncan, WF	Sr.	1997	29
Tom Burleson, NCS	Sr.	1974	26
Len Chappell, WF	Sr.	1962	26
John Mooney, ND	Sr.	2020	25
Jordan Williams, Md.	So.	2011	25
Ronnie Shavlik, NCS	Sr.	1956	25
Len Chappell, WF	Jr.	1961	24
Tim Duncan, WF	Jr.	1996	24
Mike Lewis, Duke	Sr.	1968	24
Ralph Sampson, UVa	Sr.	1983	24
Brice Johnson, UNC	Sr.	2016	23
Marvin Bagley III, Duke	Fr.	2018	22
Billy Cunningham, UNC	Jr.	1964	22
Randy Denton, Duke	Sr.	1971	22
Len Elmore, Md.	Sr.	1974	22
Antawn Jamison, UNC	Sr.	1998	22
Ronnie Shavlik, NCS	So.	1954	22
Tim Duncan, WF	So.	1995	21
Mike Gminski, Duke	So.	1978	21
Antawn Jamison, UNC	Jr.	1998	21
Ralph Sampson, UVa	So.	1981	21
Ralph Sampson, UVa	Fr.	1980	21
Ronnie Shavlik, NCS	Jr.	1955	21
Ronny Watts, WF	Jr.	1964	21
Shelden Williams, Duke	Sr.	2006	21
Tom Burleson, NCS	Jr.	1973	20
Norm Carmichael, UVa	Jr.	1968	20
Billy Cunnigham, UNC	So.	1963	20
Dale Davis, Clem.	Jr.	1990	20
Mike Gminski, Duke	Sr.	1980	20
Mitch Kupchak, UNC	Jr.	1975	20
John Richter, Sr., NCS	Sr.	1959	20
Joe Smith, Md.	Fr.	1994	20
Shelden Williams, Duke	Jr.	2005	20
John Mooney, ND	Jr.	2019	20

Career Double-Doubles

Tim Duncan, WF	1994-97	87
Ralph Sampson, UVa	1980-83	84
Ronnie Shavlik, NCS	1954-56	68
Tom Burleson, NCS	1972-74	67
Len Chappell, WF	1960-62	66
Mike Gminski, Duke	1977-80	63
Tree Rollins, Clem.	1974-77	61
Billy Cunningham, UNC	1962-65	60
Shelden Williams, Duke	2003-06	59
Randy Denton, Duke	1969-71	58
Tom Owens, USC	1969-71	57
Travis Watson, UVa	2000-04	54
Dale Davis, Clem.	1988-91	52
Mike Lewis, Duke	1966-68	52
John Richter, NCS	1957-59	52
Antawn Jamison, UNC	1996-98	51

Consecutive Double-Doubles

Billy Cunningham, UNC	1962-64	40
Tim Duncan, WF	1996-97	26
Mike Lewis, Duke	1967-68	21
Len Chappell, WF	1961-62	16

Leaders by Class

Fr.:	Marvin Bagley III, Duke	2018	22
So.:	Jordan Williams, Md.	2011	25
Jr.:	Armando Bacot, UNC	2022	31
Sr.:	Tim Duncan, WF	1997	29

POINTS PER GAME

Year	Player, School	Cl.	G	Pts	PG
1954	Buzzy Wilkinson, UVa	Jr.	27	814	30.1
1955	**Buzzy Wilkinson, UVa**	**Sr.**	**28**	**898**	**32.1**
1956	Lennie Rosenbluth, UNC	Jr.	23	614	26.6
1957	Grady Wallace, SC	Sr.	29	906	31.2
1958	Pete Brennan, UNC	Sr.	26	554	21.3
1959	John Richter, NCS	Sr.	26	443	17.0
1960	Lee Shaffer,NC	Sr.	24	437	18.2
1961	Len Chappell, WF	Jr.	28	745	26.6
1962	Len Chappell, WF	Sr.	31	932	30.1
1963	Art Heyman, Duke	Sr.	30	747	24.9
1964	Billy Cunningham, UNC	Jr.	24	623	26.0
1965	Billy Cunningham, UNC	Sr.	24	609	25.4
1966	Bob Lewis, UNC	Jr.	27	740	27.4
1967	Bob Verga, Duke	Sr.	27	705	26.1
1968	Butch Zatezalo, Clem.	So.	24	552	23.0
1969	Butch Zatezalo, Clem.	Jr.	25	645	25.8
1970	Charlie Scott, UNC	Sr.	27	731	27.1
1971	Charlie Davis, WF	Sr.	26	690	26.5
1972	Barry Parkhill, UVa	Jr.	28	605	21.6
1973	David Thompson, NCS	So.	27	666	24.7
1974	David Thompson, NCS	Jr.	32	805	26.0
1975	David Thompson, NCS	Sr.	28	838	29.9
1976	Kenny Carr, NCS	Jr.	30	798	26.6
1977	Kenny Carr, NCS	Sr.	28	588	21.0
1978	Rod Griffin, WF	Sr.	29	623	21.5
1979	Jeff Lamp, UVa	So.	28	641	22.9
1980	Albert King, Md	Jr.	31	674	21.7
1981	Gene Banks, Duke	Sr.	27	499	18.5
1982	Vince Taylor, Duke	Sr.	27	549	20.3
1983	Mark Price, GT	Fr.	28	568	20.3
1984	Michael Jordan, UNC	Jr.	31	607	19.6
1985	Len Bias, Md.	Jr.	37	701	18.9
1986	Len Bias, Md.	Sr.	37	743	23.2
1987	Horace Grant, Clem.	Sr.	31	651	21.0
1988	Danny Ferry, Duke	Jr.	35	667	19.1
1989	Danny Ferry, Duke	Sr.	35	791	22.6
1990	Dennis Scott, GT	Jr.	35	970	27.7
1991	Rodney Monroe, NCS	Sr.	31	836	27.0
1992	Walt Williams, Md.	Sr.	29	776	26.8
1993	Rodney Rogers, WF	Jr.	30	636	21.2
1994	Bob Sura, FSU	Jr.	27	573	21.2
1995	Joe Smith, Md.	So.	34	708	20.8
1996	Todd Fuller, NCS	Sr.	31	649	20.9
1997	Tim Duncan, WF	Sr.	31	645	20.8
1998	Antawn Jamison, UNC	Jr.	37	822	22.2
1999	Terrell McIntyre, Clem.	Sr.	35	627	17.9
2000	Will Solomon, Clem.	So.	30	627	20.9
2001	Jason Williams, Duke	So.	39	841	21.6
2002	Jason Williams, Duke	Jr.	35	746	21.3
2003	Josh Howard, WF	Sr.	31	606	19.5
2004	Rashad McCants, UNC	So.	30	599	20.0
2005	J.J. Redick, Duke	Jr.	33	721	21.8
2006	J.J. Redick, Duke	Sr.	36	964	26.8
2007	Al Thornton, FSU	Sr.	35	690	19.7
2008	Tyler Hansbrough, UNC	Jr.	39	882	22.6
2009	Toney Douglas, FSU	Sr.	35	751	21.5
2010	Malcolm Delaney, VT	Jr.	33	667	20.2
2011	Nolan Smith, Duke	Sr.	37	764	20.6
2012	Terrell Stoglin, Md.	So.	32	690	21.6
2013	Erick Green, VT	Sr.	32	801	25.0
2014	T.J. Warren, NCS	So.	35	871	24.9
2015	Olivier Hanlan, BC	Jr.	32	625	19.5
2016	Cat Barber, NCS	Jr.	33	776	23.5
2017	Michael Young, Pitt	Sr.	33	648	19.6
2018	Marvin Bagley III, Duke	Fr.	33	694	21.0
2019	RJ Barrett, Duke	Fr.	38	860	22.6
2020	Elijah Hughes, Syr.	Jr.	32	609	19.0
2021	Matthew Hurt, Duke	So.	24	439	18.3
2022	Buddy Boeheim, Syr.	Sr.	32	613	19.2

ACC GAMES ONLY

1988	Danny Ferry, Duke	Jr.	14	304	21.7
1989	Danny Ferry, Duke	Sr.	13	307	23.6
1990	Dennis Scott, GT	Jr.	14	382	27.3
1991	Rodney Monroe, NCS	Sr.	14	397	28.4
1992	Walt Williams, Md.	Sr.	16	473	29.6
1993	Rodney Rogers, WF	Jr.	16	346	21.6
1994	James Forrest, GT	Jr.	14	288	20.6
1995	Joe Smith, Md.	So.	16	335	20.9
1996	Todd Fuller, NCS	Sr.	16	318	19.9
1997	Tim Duncan, WF	Sr.	16	347	21.7
1998	Antawn Jamison, UNC	Jr.	16	388	24.3
1999	Jason Collier, GT	Jr.	16	300	18.8
2000	Will Solomon, Clem.	So.	16	340	21.3
2001	Joseph Forte, UNC	So.	16	379	23.7
2002	Jason Williams, Duke	Jr.	16	348	21.8
2003	Josh Howard, WF	Sr.	16	360	22.5
2004	Rashad McCants, UNC	So.	16	346	21.6
2005	J.J. Redick, Duke	Jr.	16	383	23.9
2006	J.J. Redick, Duke	Sr.	16	470	29.4
2007	Al Thornton, FSU	Sr.	16	376	23.5
2008	Tyler Hansbrough, UNC	Jr.	16	379	23.7
2009	Toney Douglas, FSU	Sr.	16	369	23.1
2010	Malcolm Delaney, VT	Jr.	16	363	22.7
2011	Nolan Smith, Duke	Sr.	16	375	23.4
2012	Terrell Stoglin, Md.	So.	16	340	21.3
2013	Erick Green, VT	Sr.	18	469	26.1
2014	T.J. Warren, NCS	So.	17	434	25.5
2015	Olivier Hanlan, BC	Jr.	18	395	21.9
2016	Cat Barber, NCS	Jr.	18	425	23.6
2017	John Collins, WF	So.	18	365	20.3
2018	Jerome Robinson, BC	Jr.	18	438	24.3
2019	RJ Barrett, Duke	Fr.	18	424	23.6
2020	Garrison Brooks, UNC	Jr.	20	357	18.8
2021	Matthew Hurt, Duke	So.	18	335	18.6
2022	Buddy Boeheim, Syr.	Sr.	20	379	19.0

REBOUNDS PER GAME

Year	Player, School	Cl.	G	Reb	PG
1954	Dickie Hemric, WF	Jr.	28	424	15.1
1955	Dickie Hemric, WF	Sr.	27	515	19.0
1956	**Ron Shavlik, NCS**	**Sr.**	**28**	**545**	**19.5**
1957	Grady Wallace, USC	Sr.	29	419	14.4
1958	Pete Brennan, UNC	Sr.	26	303	11.7
1959	John Richter, NCS	Sr.	26	370	14.2
1960	Bob Mortell, UVa	Sr.	24	350	14.6
1961	Len Chappell, WF	Jr.	28	393	14.0
1962	Len Chappell, WF	Sr.	31	470	15.2
1963	Billy Cunningham, UNC	So.	23	339	16.1
1964	Billy Cunningham, UNC	Jr.	24	379	15.8
1965	Billy Cunningham, UNC	Sr.	24	344	14.3
1966	Mike Lewis, Duke	Jr.	30	329	11.0
1967	Gary Gregor, USC	Jr.	23	305	13.3
1968	Mike Lewis, Duke	Jr.	28	402	14.4
1969	Tom Owens, USC	So.	28	363	13.0
1970	Tom Owens, USC	Jr.	28	393	14.9
1971	Tom Owens, USC	Sr.	28	360	12.8
1972	Tom Burleson, NCS	So.	26	365	14.0
1973	Tom Burleson, NCS	Jr.	27	324	12.0
1974	Len Elmore, Md.	Sr.	28	412	14.7
1975	Wayne Rollins, Clem.	So.	28	328	11.7
1976	Mitch Kupchak, UNC	Sr.	28	316	11.3
1977	Wayne Rollins, Clem.	Sr,	28	328	11.7
1978	Rod Griffin, WF	Sr.	29	291	10.0
	Mike Gminski, Duke	So.	32	319	10.0
1979	Buck Williams, Md.	Fr.	30	323	10.8
1980	Ralph Sampson, UVa	Fr.	34	381	11.2
1981	Buck Williams, Md.	Jr.	31	363	11.7
1982	Ralph Sampson, UVa	Jr.	32	366	11.4
1983	Ralph Sampson, UVa	Sr.	33	386	11.7
1984	Anthony Teachey, WF	Sr.	32	321	10.0
1985	Brad Daugherty, UNC	Jr.	36	349	9.7
1986	Horace Grant, Clem.	Jr.	34	357	10.5
1987	Horace Grant, Clem.	Sr.	31	299	9.6
1988	Charles Shackleford, NCS	Jr.	31	297	9.6
1989	Dale Davis, Clem.	So.	29	258	8.9
1990	Dale Davis, Clem.	Jr.	35	395	11.3
1991	Dale Davis, Clem.	Sr.	28	340	12.1
1992	Tom Gugliotta, NCS	Sr.	30	293	9.8
1993	Sharone Wright, Clem.	So.	30	314	10.5
1994	Joe Smith, Md.	Fr.	30	321	10.7
1995	Tim Duncan, WF	So.	32	401	12.5
1996	Tim Duncan, WF	Jr.	32	395	12.3
1997	Tim Duncan, WF	Sr.	31	457	14.7
1998	Antawn Jamison, UNC	Jr.	31	389	10.5
1999	Harold Jamison, Clem.	Sr.	35	346	9.9
2000	Jason Collier, GT	Sr.	30	276	9.2
2001	Alvin Jones, GT	Sr.	30	312	10.4
2002	Travis Watson, UVa	Jr.	28	272	9.7
2003	Travis Watson, UVa	Sr.	31	321	10.4
2004	Sean May, UNC	So.	29	285	9.8
2005	Shelden Williams, Duke	Jr.	33	369	11.2
2006	Shelden Williams, Duke	Sr.	36	384	10.7
2007	Jared Dudley, BC	Sr.	30	248	8.3
2008	Tyler Hansbrough, UNC	Jr.	39	399	10.2
2009	Trevor Booker, Clem.	Jr.	32	311	9.7
2010	Al-Farouq Aminu, WF	So.	31	332	10.7
2011	Jordan Williams, Md.	So.	33	388	11.8
2012	John Henson, UNC	Jr.	35	348	9.9
2013	Richard Howell, NCS	Sr.	35	380	10.9
2014	Jabari Parker, Duke	Fr.	35	306	8.7
2015	Tonye Jekiri, Miami	Jr.	37	366	9.9
2016	Zach Auguste, ND	Sr.	36	386	10.7
2017	Bonzie Colson, ND	Jr.	36	362	10.1
2018	Marvin Bagley III, Duke	Fr.	33	366	11.1
2019	John Mooney, ND	Jr.	33	370	11.2
2020	John Mooney, ND	Sr.	31	394	12.7
2021	Justin Champagnie, Pitt	So.	20	221	11.1
2022	Armando Baco, UNC	Jr.	39	511	13.1

ACC GAMES ONLY

1988	Charles Shackleford, NCS	Jr.	13	130	10.0
1989	Dale Davis, Clem.	So.	13	117	9.0
1990	Dale Davis, Clem.	Jr.	14	164	11.7
1991	Dale Davis, Clem.	Sr.	14	167	11.9
1992	Malcolm Mackey, GT	Jr.	16	148	9.3
1993	Derrick Hicks, WF	Sr.	16	163	10.2
1994	Joe Smith, Md.	Fr.	16	179	11.2
1995	Tim Duncan, WF	So.	16	195	12.2
1996	Tim Duncan, WF	Jr.	16	181	11.3
1997	Tim Duncan, WF	Sr.	16	239	14.9
1998	Antawn Jamison, UNC	Jr.	16	169	10.6
1999	Elton Brand, Duke	So.	16	164	10.3
2000	Terence Morris, Md.	Jr.	16	135	9.0
2001	Alvin Jones, GT	Sr.	16	169	10.6
2002	Travis Watson, UVa	Jr.	16	157	9.8
2003	Travis Watson, UVa	Sr.	16	182	11.4
2004	Sean May, UNC	So.	16	157	9.8
2005	Sean May, UNC	Jr.	16	196	12.3
2006	Shelden Williams, Duke	Sr.	16	184	11.5
2007	Al Thornton, FSU	Sr.	16	140	8.8
2008	Tyler Hansbrough, UNC	Jr.	16	184	11.5
2009	Trevor Booker, Clem.	Jr.	16	168	10.5
2010	Al-Farouq Aminu, WF	So.	16	165	10.3
2011	Jordan Williams, Md.	So.	16	182	11.4
2012	John Henson, UNC	Jr.	16	170	10.6
2013	Richard Howell, NCS	Sr.	18	205	11.4
2014	Jabari Parker, Duke	Fr.	18	176	9.8
2015	Tonye Jekiri, Miami	Jr.	18	196	10.9
2016	Brice Johnson, UNC	Sr.	18	208	11.6
2017	Bonzie Colson, ND	Jr.	18	189	10.5
2018	Marvin Bagley III, Duke	Fr.	14	166	11.9
2019	John Mooney, ND	Jr.	18	227	12.6
2020	John Mooney, ND	Sr.	20	247	12.4
2021	Justin Champagnie, Pitt	So.	14	146	10.4
2022	Armando Bacot, UNC	Jr.	20	282	14.1

FIELD GOAL PERCENTAGE

Year	Player, School	Cl.	FG	FGA	Pct.
1954	Gene Shue, Md.	Sr.	237	469	.505
1955	Bob McCarty, UVa	Jr.	235	444	.531
1956	Ernie Wiggins, WF	Jr.	136	272	.500
	Jack Murdock, WF	Jr.	124	248	.500
1957	John Richter, NCS	So.	136	262	.519
1958	Paul Schmidt, Duke	Sr.	102	195	.523
1959	Carroll Youngkin, Duke	So.	136	266	.511
1960	Carroll Youngkin, Duke	Jr.	131	246	.533
1961	Carroll Youngkin, Duke	Sr.	146	253	.577
1962	Don Walsh, UNC	Sr.	85	152	.559
1963	Jay Buckley, Duke	Jr.	130	217	.600
1964	Larry Lakins, NCS	Jr.	97	162	.599
1965	Jack Marin, Duke	Jr.	195	357	.546
1966	Rick Wise, Md.	Sr.	87	140	.621
1967	Rusty Clark, UNC	So.	181	328	.552
1968	Vann Williford, NCS	So.	109	190	.573
1969	Bill Bunting, UNC	Sr.	363	217	.598
1970	Larry Saunders, Duke	Jr.	98	154	.636
1971	Dennis Wuycik, UNC	Jr.	182	300	.607
1972	Bobby Jones, UNC	So.	127	190	.668
1973	Bobby Jones, UNC	Jr.	206	343	.601
1974	Bobby Jones, UNC	Sr.	189	326	.580
1975	Bob Fleisher, Duke	Sr.	178	287	.620
1976	Tommy LaGarde, UNC	Jr.	156	255	.612
1977	Rod Griffin, WF	Jr.	198	319	.621
1978	Mike O'Koren, UNC	So.	173	269	.643
1979	Al Wood, UNC	So.	210	367	.572
1980	Greg Manning, Md.	Jr.	196	305	.643
1981	Buck Williams, Md.	Jr.	183	283	.647
1982	Vince Hamilton, Clem.	So.	181	309	.586
1983	Ralph Sampson, UVa	Sr.	250	414	.604
1984	Ben Coleman, Md.	Sr.	194	319	.608
1985	John Salley, GT	Jr.	193	308	.627
1986	Brad Daugherty, UNC	Sr.	284	438	.648
1987	Horace Grant, Clem.	Sr.	256	390	.656
1988	Elden Campbell, Clem.	So.	217	345	.629
1989	Dale Davis, Clem.	So.	146	218	.670
1990	Dale Davis, Clem.	Jr.	205	328	.525
1991	Christian Laettner, Duke	Jr.	271	471	.575
1992	Kevin Thompson, NCS	Jr.	194	311	.624
1993	Cherokee Parks, Duke	So.	161	247	.652
1994	Devin Gray, Clem.	Jr.	178	311	.572
1995	Rasheed Wallace, UNC	So.	238	364	.654
1996	Antawn Jamison, UNC	Fr.	322	201	.624
1997	Tim Duncan, WF	Sr.	234	385	.608
1998	Vince Carter, UNC	Jr.	224	379	.591
1999	Elton Brand, Duke	So.	255	411	.620
2000	**Brendan Haywood UNC**	**Jr.**	**191**	**274**	**.697**
2001	Carlos Boozer, Duke	So.	160	265	.604
2002	Carlos Boozer, Duke	Jr.	230	346	.665
2003	Chris Bosh, GT	Fr.	168	300	.560
2004	Julius Hodge, NCS	Jr.	189	373	.507
2005	Eric Williams, WF	Jr.	201	319	.630
2006	Eric Williams, WF	Sr.	223	360	.619
2007	Brandan Wright, UNC	Fr.	228	353	.646
2008	J.J. Hickson, NCS	Fr.	163	276	.591
2009	Trevor Booker, Clem.	Jr.	189	331	.571
2010	Tracy Smith, NCS	Jr.	222	424	.524
2011	Tyler Zeller, UNC	Jr.	210	384	.547
2012	Mike Scott, UVa	Sr.	215	382	.563
2013	T.J. Warren, NCS	Fr.	186	299	.622
2014	T.J. Warren, NCS	So.	342	652	.525
2015	Jahlil Okafor, Duke	Fr.	279	420	.664
2016	Brice Johnson, UNC	Sr.	267	435	.614
2017	John Collins, WF	So.	234	376	.622
2018	Marvin Bagley III, Duke	Fr.	270	440	.614
2019	Zion Williamson, Duke	Fr.	296	435	.680
2020	Vernon Carey Jr., Duke	Fr.	199	345	.577
2021	Jay Huff, UVa	Sr.	127	217	.585
2022	Paul Atkinson Jr., ND	Gr.	176	300	.587

ACC GAMES ONLY

1988	J.R. Reid, UNC	So.	88	150	.587
1989	Dale Davis, Clem.	So.	73	107	.682
1990	Dale Davis, Clem.	Jr.	96	150	.640
1991	Christian Laettner, Duke	Jr.	96	163	.589
1992	Rodney Dobard, FSU	Sr.	79	122	.648
1993	Cherokee Parks, Duke	So.	82	127	.646
1994	Eric Montross, UNC	Sr.	82	146	.562

1995	Rasheed Wallace, UNC	So.	112	173	.647
1996	Antawn Jamison, UNC	Fr.	108	183	.590
1997	Tim Duncan, WF	Sr.	125	219	.571
1998	Antawn Jamison, UNC	Jr.	143	234	.611
1999	Elton Brand, Duke	So.	113	186	.608
2000	Brendan Haywood, UNC	Jr.	88	120	.733
2001	Lonny Baxter, Md.	Jr.	93	170	.547
2002	Carlos Boozer, Duke	Jr.	110	156	.705
2003	Chris Bosh, GT	Fr.	85	161	.528
2004	Julius Hodge, NCS	Jr.	94	182	.516
2005	Shelden Williams, Duke	Jr.	104	171	.608
2006	Ra'Sean Dickey, GT	So.	90	149	.604
2007	Brandan Wright, UNC	Fr.	99	153	.647
2008	DeMarcus Nelson, Duke	Sr.	92	179	.514
2009	James Johnson, WF	So.	101	181	.558
2010	Derrick Favors, GT	Fr.	80	128	.625
2011	Tyler Zeller, UNC	Jr.	87	150	.580
2012	Tyler Zeller, UNC	Sr.	103	181	.569
2013	Mason Plumlee, Duke	Sr.	104	187	.556
2014	T.J. Warren, NCS	So.	167	318	.525
2015	Jahlil Okafor, Duke	Fr.	116	178	.652
2016	Brice Johnson, UNC	Sr.	122	213	.573
2017	John Collins, WF	So.	138	216	.639
2018	Doral Moore, WF	Jr.	96	151	.636
2019	Elijah Thomas, Clem.	Sr.	97	163	.595
2020	Vernon Carey Jr., Duke	Fr.	120	216	.556
2021	Juwan Durham, ND	Sr.	93	143	.650
2022	Mark Williams, Duke	So.	104	143	.727

FREE THROW PERCENTAGE

Year	Player, School	Cl.	FT	FTA	Pct.
1954	Al DePorter, WF	Sr.	96	119	.807
1955	Jack Murdock, WF	So.	101	121	.835
1956	Jack Murdock, WF	Jr.	203	237	.857
1957	Ernie Wiggins, WF	Sr.	93	106	.877
1958	Bill Metzger, UVa	Jr.	66	78	.846
1959	Dickie Odom, WF	Sr.	109	137	.796
1960	York Larese, UNC	Jr.	131	151	.868
1961	Bob McDonald, Md.	Sr.	69	79	.873
1962	Ronnie Collins, USC	So.	84	95	.884
1963	Scotti Ward, USC	Sr.	118	136	.868
1964	Gary Burnisky, Clem.	Sr.	79	88	.898
1965	Mac Caldwell, UVa	Sr.	76	90	.844
1966	Paul Long, WF	Jr.	153	176	.869
1967	Jim Sutherland, Clem.	Sr.	104	116	.897
1968	Jerry Montgomery,WF	Jr.	134	157	.854
1969	Charlie Davis, WF	So.	194	220	.882
1970	Charlie Davis, WF	Jr.	196	224	.875
1971	Charlie Davis, WF	Sr.	188	218	.862
1972	Dennis Wuycik, UNC	Sr.	181	212	.854
1973	Chris Redding, Duke	Jr.	124	147	.844
1974	Kevin Billerman, Duke	Jr.	84	101	.832
1975	John Lucas, Md.	Jr.	97	116	.836
1976	Skip Brown, WF	Jr.	97	111	.874
1977	Phil Ford, UNC	Jr.	157	184	.853
1978	Jim Spanarkel, Duke	Jr.	220	255	.863
1979	Jeff Lamp, UVa	So.	181	214	.846
1980	Greg Manning, Md.	Jr.	79	87	.908
1981	Jeff Lamp, UVa	Sr.	154	178	.865
1982	Chip Engelland, Duke	Jr.	77	88	.875
1983	Mark Price, GT	Fr.	93	106	.877
1984	Sam Perkins, UNC	Sr.	155	181	.856
1985	Steve Hale, UNC	Jr.	85	97	.876
1986	Len Bias, Md.	Sr.	209	242	.864
1987	Danny Ferry, Duke	So.	92	109	.844
1988	Jeff Lebo, UNC	Jr.	86	98	.878
1989	Richard Morgan, UVa	Sr.	121	140	.864
1990	Christian Laettner, Duke	So.	225	269	.836
1991	Rodney Monroe, NCS	Sr.	162	183	.885
1992	Hubert Davis, UNC	Sr.	140	169	.828
1993	Donald Williams, UNC	So.	97	117	.829
1994	Travis Best, GT	Jr.	123	142	.866
1995	Travis Best, GT	Sr.	116	137	.847
1996	Duane Simpkins, Md.	Sr.	87	103	.845
1997	Trajan Langdon, Duke	So.	113	126	.897
1998	Shammond Williams, UNC	Sr.	133	146	.911
1999	Donald Hand, UVa	So.	162	188	.862
2000	Darius Songaila, WF	So.	157	188	.835
2001	Roger Mason, UVa	So.	122	138	.884
2002	Juan Dixon, Md.	Sr.	141	157	.898
2003	J.J. Redick, Duke	Fr.	102	111	.919
2004	**J.J. Redick, Duke**	**So.**	**143**	**150**	**.953**
2005	J.J. Redick, Duke	Jr.	196	209	.938
2006	Shawan Robinson, Clem.	Sr.	84	92	.913
2007	Jack McClinton, Miami	So.	102	114	.895
2008	Jack McClinton, Miami	Jr.	114	124	.919
2009	Jack McClinton, Miami	Sr.	116	131	.885
2010	Jon Scheyer, Duke	Sr.	194	221	.878
2011	Malcolm Grant, Miami	Jr.	122	143	.853
2012	Seth Curry, Duke	Jr.	103	118	.873
2013	C.J. Harris, WF	Sr.	138	163	.847
2014	Marcus Paige, UNC	So.	128	146	.877
2015	Quinn Cook, Duke	Sr.	98	110	.891
2016	Malcolm Brogdon, UVa	Sr.	140	156	.897
2017	Steve Vasturia, ND	Sr.	91	100	.910
2018	Joel Berry II, UNC	Sr.	108	121	.893
2019	Marcquise Reed, Clem.	Sr.	150	178	.843
2020	Joseph Girard III, Syr.	Fr.	84	94	.894
2021	Marek Dolezaj, Syr.	Sr.	87	102	.853
2022	Buddy Boeheim, Syr.	Sr.	99	112	.884

ACC GAMES ONLY

1988	David Carlyle, WF	Sr.	48	57	.842
1989	Richard Morgan, UVa	Sr.	54	63	.857
1990	Christian Laettner, Duke	So.	82	95	.863
1991	Rodney Monroe, NCS	Sr.	79	89	.889
1992	Hubert Davis, UNC	Sr.	69	83	.831
1993	Sam Cassell, FSU	Sr.	58	71	.817
1994	Travis Best, GT	Jr.	67	75	.893
1995	Duane Simpkins, Md.	Jr.	54	60	.900
1996	Terrell McIntyre, Clem.	Fr.	55	66	.833
1997	Merl Code, Clem.	Sr.	45	51	.882
1998	Shammond Williams, UNC	Sr.	64	70	.914
1999	Donald Hand, UVa	So.	82	93	.882
2000	Darius Songaila, WF	So.	87	99	.879
2001	Juan Dixon, Md.	Jr.	67	74	.905
2002	Juan Dixon, Md.	Sr.	76	84	.905
2003	J.J. Redick, Duke	Fr.	49	52	.942
2004	J.J. Redick, Duke	So.	79	82	.963
2005	Chris McCray, Md.	Jr.	65	69	.942
2006	J.J. Redick, Duke	Sr.	123	135	.911
2007	Jack McClinton, Miami	So.	44	49	.898
2008	Jack McClinton, Miami	Jr.	57	62	.919
2009	Uche Echefu, FSU	Sr.	50	55	.909
2010	Jon Scheyer, Duke	Sr.	78	91	.857
2011	Nolan Smith, Duke	Sr.	87	98	.888
2012	C.J. Harris, WF	Jr.	72	76	.947
2013	Scott Wood, NCS	Sr.	47	51	.922
2014	Malcolm Brogdon, UVa	So.	71	80	.888
2015	Malcolm Brogdon, UVa	Jr.	52	58	.897
2016	Malcolm Brogdon, UVa	Sr.	70	77	.909
2017	John Gillon, Syr.	Sr.	67	73	.918
2018	TJ Gibbs, ND	So.	75	84	.893
2019	Marcquise Reed, Clem.	Sr.	89	105	.848
2020	Joseph Girard III, Syr.	Fr.	51	59	.864
2021	Marek Dolezaj, Syr.	Sr.	54	62	.871
2022	Jamarius Burton, Pitt		59	65	.908

ASSISTS PER GAME

Year	Player, School	Cl.	G	Ast	Avg
1973	John Lucas, Md.	So.	30	178	5.9
1974	John Lucas, Md.	Jr.	28	159	5.7
1975	Skip Brown, WF	So.	26	177	6.8
1976	Phil Ford, UNC	So.	29	203	7.0
1977	Phil Ford, UNC	Jr.	33	217	6.6
1978	Phil Ford, UNC	Sr.	30	172	5.7
1979	Jeff Jones, UVa	Fr.	28	136	4.9
1980	Jeff Jones, UVa	So.	34	200	5.9
1981	Sidney Lowe, NCS	So.	24	184	7.7
1982	Jimmy Black, UNC	Sr.	34	213	6.3
1983	Sidney Lowe, NCS	Sr.	36	271	7.5
1984	Spud Webb, NCS	Jr.	33	199	6.0
1985	Tyrone Bogues, WF	So.	29	207	7.1
1986	Tyrone Bogues, WF	Jr.	29	245	8.4
1987	Tyrone Bogues, WF	Sr.	29	276	9.5
1988	Craig Neal, GT	Sr.	32	303	9.5
1989	Chris Corchiani, NCS	So.	31	266	8.6
1990	Kenny Anderson, GT	Fr.	35	285	8.1
1991	Chris Corchiani, NCS	Sr.	31	299	9.6
1992	Bobby Hurley, Duke	Jr.	31	237	7.6
1993	Bobby Hurley, Duke	Sr.	32	262	8.2
1994	Drew Barry, GT	So.	24	141	5.9
1995	Drew Barry, GT	Jr.	27	181	6.7
1996	Drew Barry, GT	Sr.	36	238	6.6
1997	Ed Cota, UNC	Fr.	34	234	6.9
1998	Ed Cota, UNC	So.	37	274	7.4
1999	Ed Cota, UNC	Jr.	32	238	7.4
2000	Ed Cota, UNC	Sr.	35	284	8.1
2001	Steve Blake, Md.	So.	36	248	6.9
2002	Steve Blake, Md.	Jr.	36	286	7.9
2003	Steve Blake, Md.	Sr.	31	221	7.1
2004	Raymond Felton, UNC	So.	30	212	7.1
2005	Raymond Felton, UNC	Jr.	36	249	6.9
2006	Greg Paulus, Duke	Fr.	36	187	5.2
2007	Ishmael Smith, WF	Fr.	31	186	6.0
2008	Greivis Vasquez, Md.	So.	34	231	6.8
2009	Ty Lawson, UNC	Jr.	35	230	6.6
2010	Greivis Vasquez, Md.	Sr.	33	208	6.3
2011	Kendall Marshall, UNC	Fr.	37	230	6.2
2012	**Kendall Marshall, UNC**	**So.**	**36**	**351**	**9.8**
2013	Lorenzo Brown, NCS	Jr.	33	239	7.2
2014	Tyler Ennis, Syr.	Fr.	34	188	5.5
2015	Jerian Grant, ND	Sr.	38	253	6.7
2016	James Robinson, Pitt	Sr.	33	166	5.1
2017	Dennis Smith Jr., NCS	Fr.	32	197	6.2
2018	Markell Johnson, NCS	So.	26	190	7.3
2019	Ty Jerome, UVa	Jr.	37	202	5.4
2020	Markell Johnson, NCS	Sr.	31	210	6.8
2021	Prentiss Hubb, ND	Jr.	26	152	5.9
2022	Reece Beekman, UVa	So.	35	181	5.2
	Alondes Williams, WF	Sr.	35	181	5.2

ACC GAMES ONLY

1988	Craig Neal, GT	Sr.	14	162	11.6
1989	Chris Corchiani, NCS	So.	14	102	7.3
1990	Kenny Anderson, GT	Fr.	14	120	8.6
1991	Chris Corchiani, NCS	Sr.	14	134	9.6
1992	Derrick Phelps, UNC	So.	16	104	6.5
1993	Bobby Hurley, Duke	Sr.	16	127	7.9
1994	Travis Best, GT	Jr.	16	100	6.3
1995	Jeff McInnis, UNC	Sr.	16	103	6.4
1996	Drew Barry, GT	Sr.	16	93	5.8
1997	Ed Cota, UNC	Fr.	16	108	6.8
1998	Ed Cota, UNC	So.	16	139	8.7
1999	Ed Cota, UNC	Jr.	15	105	7.0
2000	Ed Cota, UNC	Sr.	16	117	7.8
2001	Jason Williams, Duke	So.	16	104	6.5
2002	Steve Blake, Md.	Jr.	16	141	8.8
2003	Steve Blake, Md.	Sr.	16	107	6.7
2004	Raymond Felton, UNC	So.	16	109	6.8
2005	Chris Paul, WF	So.	16	112	7.0
2006	Greg Paulus, Duke	Fr.	16	83	5.2
2007	Javaris Crittenton, GT	Fr.	16	86	5.4
2008	Greivis Vasquez, Md.	So.	16	120	7.5
2009	Ty Lawson, UNC	Jr.	16	102	6.4
2010	Greivis Vasquez, Md.	Sr.	16	107	6.7
2011	Kendall Marshall, UNC	Fr.	16	108	6.8
2012	Kendall Marshall, UNC	So.	16	149	9.3
2013	Lorenzo Brown, NCS	Jr.	16	122	7.6
2014	Tyler Ennis, Syr.	Fr.	18	102	5.7
2015	Jerian Grant, ND	Sr.	18	125	6.9
2016	Demetrius Jackson, ND	Jr.	17	86	5.1
2017	John Gillon, Syr.	Sr.	18	113	6.3
2018	Markell Johnson, NCS	So.	14	114	8.1
2019	Ty Jerome, UVa	Jr.	17	103	6.0
2020	Markell Johnson, NCS	Sr.	19	124	6.5
2021	Prentiss Hubb, ND	Jr.	18	120	6.7
2022	Alondes Williams, WF	Sr.	20	113	5.7

STEALS PER GAME

Year	Player, School	Cl.	G	Stl.	PG
1977	Jim Spanarkel, Duke	So.	27	73	2.7
1978	Jim Spanarkel, Duke	Jr.	34	93	2.7
1979	Dudley Bradley, UNC	Sr.	29	97	3.3
1980	Dutch Morley, Md.	So.	31	64	2.1
1981	Sidney Lowe, NCS	So.	24	53	2.2
1982	Othell Wilson, UVa	So.	29	69	2.4
1983	Sidney Lowe, NCS	Sr.	36	87	2.4
1984	Othell Wilson, Va.	Sr.	29	69	2.4
1985	Tyrone Bogues, WF	So.	29	85	2.9
1986	Tyrone Bogues, WF	Jr.	29	89	3.1
1987	Tyrone Bogues, WF	Sr.	29	70	2.4
1988	Chris Corchiani, NCS	Fr.	32	61	1.9
1989	Chris Corchiani, NCS	So.	31	81	2.6
1990	Chris Corchiani, NCS	Jr.	30	95	3.2
1991	Kenny Anderson, GT	So.	30	89	3.0
1992	Charlie Ward, FSU	So.	28	75	2.7
1993	Sam Cassell, FSU	Sr.	35	97	2.8
1994	Johnny Rhodes, Md.	So.	30	78	2.6
1995	Johnny Rhodes, Md.	Jr.	34	85	2.5
1996	**Johnny Rhodes, Md.**	**Sr.**	**30**	**110**	**3.7**
1997	Steve Wojciechowski, Duke	Jr.	33	82	2.5
1998	Laron Profit, Md.	Jr.	32	87	2.7
1999	Steve Francis, Md.	Jr.	34	95	2.8
2000	Juan Dixon, Md.	So.	35	96	2.7
2001	Juan Dixon, Md.	Jr.	36	95	2.6
2002	Juan Dixon, MD.	Sr.	36	92	2.6
2003	Tim Pickett, FSU	Jr.	29	82	2.8
2004	Chris Paul, WF	Fr.	31	84	2.7
2005	Chris Paul, WF	So.	32	76	2.4
2006	Vernon Hamilton, Clm.	Jr.	31	83	2.7
2007	Jamon Gordon, VT	Sr.	34	94	2.8
2008	Toney Douglas, FSU	Jr.	34	90	2.7
2009	Ty Lawson, UNC	Jr.	35	75	2.1
2010	Chris Singleton, FSU	So.	32	71	2.2
2011	Iman Shumpert, GT	Jr.	31	85	2.7
2012	Lorenzo Brown, NCS	So.	37	67	1.8
2013	Shane Larkin, Miami	So.	36	71	2.0
2014	Tyler Ennis, Syr.	Fr.	34	72	2.1
2015	Terry Rozier, Louis.	So.	36	72	2.0
2016	Michael Gbinije, Syr.	Sr.	37	71	1.9
2017	Donovan Mitchell, Louis	So.	34	70	2.1
2018	Frank Howard, Syr.	Jr.	37	68	1.8
2019	Marcquise Reed, Clem.	Sr.	31	66	2.1
2020	Jose Alvarado, GT	Jr.	24	53	2.2
2021	Jose Alvarado, GT	Sr.	26	74	2.9
2022	Reece Beekman, UVa	So.	35	73	2.1

ACC GAMES ONLY

1988	Billy King, Duke	Sr.	14	29	2.1
1989	Chris Corchiani, NCS	So.	14	37	2.6
1990	Chris Corchiani, NCS	Jr.	14	44	3.1
1991	Chris Corchiani, NCS	Sr.	14	46	3.3
1992	Charlie Ward, FSU	So.	16	45	2.8
1993	George Lynch, UNC	Sr.	16	44	2.8
1994	Johnny Rhodes, Md.	So.	16	39	2.4
1995	Greg Buckner, Clem.	Fr.	16	38	2.4
1996	Johnny Rhodes, Md.	Sr.	16	53	3.3
1997	Steve Wojciechowski, Duke	Jr.	16	39	2.4
1998	Laron Profit, Md.	Jr.	16	48	3.0
1999	Steve Francis, Md.	Jr.	16	49	3.1
2000	Juan Dixon, Md.	So.	16	45	2.8
2001	Juan Dixon, Md.	Jr.	16	41	2.6
2002	Mike Dunleavy, Duke	Jr.	16	45	2.8
2003	Tim Pickett, FSU	Jr.	16	37	2.3
2004	Tim Pickett, FSU	Sr.	16	37	2.3
2005	Chris Paul, WF	So.	16	40	2.5

2006	Vernon Hamilton, Clem.	Jr.	16	47	4.1
2007	Jamon Gordon, VT	Sr.	16	38	2.4
2008	Toney Douglas, FSU	Jr.	16	48	3.0
2009	Iman Shumpert, GT	Fr.	16	36	2.3
2010	Chris Singleton, FSU	So.	16	37	2.3
2011	Iman Shumpert, GT	Jr.	16	46	2.9
2012	Tanner Smith, Clem.	Sr.	16	30	1.9
2013	Shane Larkin, Miami	So.	18	32	1.8
2014	T.J. Warren, NCS	So.	17	32	1.9
2015	Jerian Grant, ND	Sr.	18	37	2.1
	Michael Gbinije, Syr.	Jr.	18	37	2.1
2016	Bryant Crawford, WF	Fr.	18	31	1.7
2017	Donovan Mitchell, Louis.	So.	18	38	2.1
2018	Grayson Allen, Duke	Sr.	18	40	2.2
2019	Marcquise Reed, Clem.	Sr.	18	42	2.3
2020	Jose Alvarado, GT	Jr.	19	45	2.4
2021	Jose Alvarado, GT	Sr.	17	53	3.1
2022	Charlie Moore, Miami	Gr.	20	44	2.2

BLOCKED SHOTS PER GAME

Year	Player, School	Cl.	G	Blk	PG
1977	Tree Rollins, Clem.	Sr.	28	108	3.9
1978	Mike Gminski, Duke	So.	32	92	2.9
1979	Mike Gminski, Duke	Jr.	30	66	2.2
1980	Ralph Sampson, UVa	Fr.	34	157	4.6
1981	Ralph Sampson, UVa	So.	33	103	3.1
1982	Ralph Sampson, UVa	Jr.	32	99	2.7
1983	Ralph Sampson, UVa	Sr.	33	103	3.1
1984	John Salley, GT	So.	29	67	2.3
1985	Derrick Lewis, Md.	Fr.	37	99	2.7
1986	Derrick Lewis, Md.	So.	33	71	2.2
1987	Derrick Lewis, Md.	Jr.	26	112	4.3
1988	Elden Campbell, Clem.	So.	28	88	3.1
1989	Elden Campbell, Clem.	Jr.	29	87	3.0
1990	Elden Campbell, Clem.	Sr.	35	97	2.8
1991	**Cedric Lewis, Md.**	**Sr.**	**28**	**143**	**5.1**
1992	Sharone Wright, Clem.	Fr.	28	63	2.3
1993	Sharone Wright, Clem.	So.	30	124	4.1
1994	Tim Duncan, WF	Fr.	33	124	3.8
1995	Tim Duncan, WF	So.	32	135	4.2
1996	Tim Duncan, WF	Jr.	32	120	3.8
1997	Tim Duncan, WF	Sr.	31	102	3.5
1998	Alvin Jones, GT	Fr.	33	141	4.3
1999	Alvin Jones, GT	So.	31	107	3.5
2000	Alvin Jones, GT	Jr.	30	76	2.5
2001	Brendan Haywood, UNC	Sr.	33	120	3.6
2002	Lonny Baxter, Md.	Sr.	35	69	1.9
2003	Chris Bosh, GT	Fr.	31	67	2.2
2004	Shelden Williams, Duke	So.	37	111	3.0
2005	Shelden Williams, Duke	Jr.	33	127	3.9
2006	Shelden Williams, Duke	Sr.	36	137	3.8
2007	Ekene Ibekwe, Md.	Sr.	33	88	2.7
2008	Tyrelle Blair, BC	Sr.	31	105	3.4
2009	Solomon Alabi, FSU	Fr.	35	73	2.1
2010	Solomon Alabi, FSU	So.	32	75	2.3
2011	John Henson, UNC	So.	37	118	3.2
2012	John Henson, UNC	Jr.	35	101	2.9
2013	K.J. McDaniels, Clem.	So.	28	58	2.1
2014	K.J. McDaniels, Clem.	Jr.	36	100	2.8
2015	BeeJay Anya, NCS	So.	36	91	2.5
2016	Landry Nnoko, Clem.	Sr.	31	71	2.3
2017	Ben Lammers, GT	Jr.	37	125	3.4
2018	Anas Mahmoud, UL	Sr.	36	104	2.9
2019	James Banks III, GT	Jr.	31	78	2.5
2020	Manny Bates, NCS	Fr.	29	83	2.9
2021	Manny Bates, NCS	So.	24	64	2.7
2022	Mark Williams, Duke	So.	39	110	2.8

ACC GAMES ONLY

1988	Elden Campbell, Clem.	So.	13	36	2.8
1989	Elden Campbell, Clem.	Jr.	14	33	2.4
1990	Elden Campbell, Clem.	Sr.	14	41	2.9
1991	Cedric Lewis, Md.	Sr.	14	62	4.4
1992	Sharone Wright, Clem.	Fr.	16	36	2.3
1993	Sharone Wright, Clem.	So.	16	68	4.3
1994	Tim Duncan, WF	Fr.	16	62	3.9
1995	Tim Duncan, WF	So.	16	62	3.9
1996	Tim Duncan, WF	Jr.	16	56	3.5
1997	Tim Duncan, WF	Sr.	16	55	3.4
1998	Alvin Jones, GT	Fr.	16	53	3.3
1999	Kris Hunter, UVa	Jr.	16	47	2.9
2000	Lonny Baxter, Md.	So.	16	40	2.5
2001	Brendan Haywood, UNC	Sr.	16	65	4.0
2002	Lonny Baxter, Md.	Sr.	16	35	2.2
2003	Chris Bosh, GT	Fr.	16	40	2.5
2004	Shelden Williams, Duke	So.	16	41	2.6
2005	Shelden Williams, Duke	Je.	16	64	4.0
2006	Shelden Williams, Duke	Sr.	16	68	4.3
2007	Trevor Booker, Clem.	Fr.	16	38	2.4
2008	Tyrelle Blair, BC	Sr.	16	56	3.5
2009	Solomon Alabi, FSU	Fr.	16	36	2.3
2010	Derrick Favors, GT	Fr.	16	32	2.0
2011	John Henson, UNC	So.	16	54	3.4

2012	Ty Walker, WF	Sr.	15	45	3.0
2013	Julian Gamble, Miami	Sr.	18	41	2.3
2014	Daniel Miller, GT	Sr.	18	51	2.8
2015	Rakeem Christmas, Syr.	Sr.	18	49	2.7
2016	Landry Nnoko, Clem.	Sr.	18	42	2.3
2017	Ben Lammers, GT	Jr.	18	54	3.0
2018	Wendell Carter Jr., Duke	Fr.	18	41	2.3
	Elijah Thomas, Clem.	Jr.	18	41	2.3
2019	James Banks, GT	Jr.	18	46	2.5
	Elijah Thomas, Clem.	Sr.	18	46	2.5
2020	Manny Bates, NCS	Fr.	17	48	2.8
2021	Manny Bates, NCS	So.	16	44	2.8
2022	Mark Williams, Duke	So.	20	54	2.7

THREE-POINT FG PERCENTAGE

Year	Player, School	Cl.	FG	Att	Pct.
	17'9"				
1983	Terry Gannon, NCS	So.	53	90	.589
	19'9"				
1987	Michael Tait, Clem.	Sr.	70	136	.515
1988	Dennis Scott, GT	Fr.	98	208	.464
1989	Cal Boyd, WF	Sr.	54	108	.500
1990	Rodney Monroe, NCS	Jr.	84	174	.483
1991	Hubert Davis, UNC	Jr.	64	131	.489
1992	**Christian Laettner, Duke**	**Sr.**	**54**	**97**	**.557**
1993	Travis Best, GT	So.	80	175	.457
1994	Marc Blucas, WF	Sr.	52	109	.477
1995	Dante Calabria, UNC	Jr.	66	133	.496
1996	Riccardo Peral, WF	Jr.	51	100	.510
1997	Courtney Alexander, UVa	So.	40	90	.444
1998	Clint Harrison, NCS	Sr.	80	183	.437
1999	Trajan Langdon, Duke	Sr.	112	254	.441
2000	Shane Battier, Duke	Jr.	79	178	.444
2001	Keith Friel, UVa	Sr.	62	145	.428
2002	Craig Dawson, WF	Sr.	100	227	.441
2003	Todd Billet, UVa	Jr.	94	225	.418
2004	Daniel Ewing, Duke	Jr.	74	180	.411
2005	Raymond Felton, UNC	Jr.	70	159	.440
2006	Anthony Morrow, GT	So.	78	182	.429
2007	Jack McClinton, Miami	So.	91	207	.440
2008	Anthony Morrow, GT	Sr.	81	181	.448
	20'9"				
2009	Jack McClinton, Miami	Sr.	101	223	.453
2010	Adrian Thomas, Miami	Sr.	67	159	.421
2011	Malcolm Grant, Miami	Jr.	94	222	.423
2012	Scott Wood, NCS	Jr.	95	232	.409
2013	Scott Wood, NCS	Sr.	104	236	.441
2014	Rodney Hood, Duke	So.	71	169	.420
2015	Adam Smith, VT	Sr.	81	191	.424
2016	London Perrantes, UVa	Jr.	78	160	.488
2017	Avry Holmes, Clem.	Sr.	69	156	.442
2018	DJ Vasiljevic, Miami	So.	67	163	.411
2019	Cameron Johnson, UNC	Sr.	96	210	.457
	22'1-3/4"				
2020	Buddy Boeheim, Syr.	So.	97	262	.370
2021	Sam Hauser, UVa	Sr.	63	151	.417
2022	Brady Manek, UNC	Gr.	98	243	.403

ACC GAMES ONLY

1988	Teyon McCoy, Md.	Sr.	16	31	.516
1989	Cal Boyd, WF	Sr.	18	41	.439
1990	Brian Oliver, GT	Sr.	31	69	.449
1991	Robert Siler, WF	Sr.	25	55	.455
1992	Christian Laettner, Duke.	Sr.	30	48	.625
1993	Travis Best, GT	So.	46	90	.511
1994	Marc Blucas, WF	Sr.	30	57	.526
1995	Dante Calabria, UNC	Jr.	32	62	.516
1996	Rusty LaRue, WF	Sr.	32	68	.471
1997	Trajan Langdon, Duke	So.	46	103	.447
1998	Shammond Williams, UNC	Sr.	40	85	.471
1999	T.J. Vines, GT	So.	25	51	.490
2000	Shane Battier, Duke.	Jr.	43	84	.512
2001	Joseph Forte, UNC	So.	32	71	.451
2002	Craig Dawson, WF	Sr.	44	102	.431
2003	Todd Billet, UVa	Jr.	54	119	.454
2004	Rashad McCants, UNC	So.	52	112	.464
2005	Ilian Evtimov, NCS	Jr.	38	75	.507
2006	Tony Bethel, NCS	Sr.	46	94	.489
2007	Jack McClinton, Miami	So.	46	115	.400
2008	K.C. Rivers, Clem.	Jr.	40	90	.444
2009	Jack McClinton, Miami	Sr.	53	117	.453
2010	Kyle Singler, Duke	Jr.	39	94	.415
2011	Scott Wood, NCS	So.	34	77	.442
2012	Andre Dawkins, Duke	Jr.	36	85	.424
2013	Seth Curry, Duke	Sr.	55	122	.451
2014	Ian Miller, FSU	Sr.	38	84	.452
2015	Olivier Hanlan, BC	Jr.	51	117	.436
2016	London Perrantes, UVa	Jr.	39	81	.481
2017	Avry Holmes, Clem.	Sr.	43	81	.531
2018	Quentin Snider, Louis.	Sr.	40	87	.460
2019	Cameron Johnson, UNC	Sr.	51	111	.459
2020	T.J. Gibbs, ND	Sr.	50	106	.472
2021	Sam Hauser, UVa	Sr.	49	106	.462
2022	Cole Swider, Syr.	Sr.	54	123	.439

ASSIST-TO-TURNOVER RATIO

Year	Player, School	Cl.	Ast	TO	Rat
1980	Sidney Lowe, NCS	Fr.	125	48	2.60
1981	Sidney Lowe, NCS	So.	184	63	2.92
1982	Sidney Lowe, NCS	Jr.	182	67	2.72
1983	Sidney Lowe, NCS	Sr.	271	81	3.35
1984	Danny Young, WF	Sr.	157	59	2.66
1985	Tyrone Bogues, WF	So.	207	62	3.34
1986	Jeff Lebo, UNC	Fr.	119	39	3.05
1987	Grayson Marshall, Clem.	Jr.	221	74	2.99
1988	Chris Corchiani, NCS	Fr.	235	79	2.97
1989	Chris Corchiani, NCS	So.	266	103	2.58
1990	Chris Corchiani, NCS	Jr.	238	99	2.40
1991	King Rice, UNC	Sr.	207	76	2.72
1992	Derrick McQueen, WF	Sr.	145	65	2.23
1993	Bobby Hurley, Duke	Sr.	262	108	2.43
1994	Travis Best, GT	Jr.	167	69	2.42
1995	Jeff McInnis, UNC	So.	180	72	2.50
1996	Steve Wojciechowski, Duke	So.	84	38	2.21
1997	Steve Wojciechowski, Duke	Jr.	176	58	3.03
1998	Steve Wojciechowski, Duke	Sr.	164	64	2.56
1999	Terrell Stokes, Md.	Jr.	212	76	2.79
2000	Ed Cota, UNC	Sr.	284	115	2.47
2001	Ervin Murray, WF	Jr.	84	26	3.23
2002	Steve Blake, Md.	Jr.	286	119	2.47
2003	Steve Blake, Md.	Sr.	221	99	2.23
2004	Nate Johnson, FSU	Sr.	125	39	3.21
2005	Chris Paul, WF	So.	212	89	2.28
2006	Louis Hinnant, BC	Sr.	167	74	2.26
2007	Ty Lawson, UNC	Fr.	213	83	2.57
2008	Ty Lawson, UNC	So.	165	70	2.36
2009	Ty Lawson, UNC	Jr.	230	66	3.48
2010	Jon Scheyer, Duke	Sr.	194	65	2.98
2011	Andre Young, Clem.	Jr.	102	40	2.55
2012	Kendall Marshall, UNC	So.	351	101	3.48
2013	Dexter Strickland, UNC	Sr.	150	47	3.19
2014	**James Robinson, Pitt**	**So.**	**148**	**36**	**4.11**
2015	James Robinson, Pitt	Jr.	174	56	3.11
2016	James Robinson, Pitt	Sr.	166	42	3.95
2017	A.J. Turner, BC	So.	96	33	2.91
2018	Braxton Beverly, NCS	Fr.	121	37	3.27
2019	Tre Jones, Duke	Fr.	192	53	3.62
2020	Wabissa Bede, VT	Jr.	177	53	3.34
2021	Jordan Goldwire, Duke	Sr.	96	34	2.82
2022	Reece Beekman, UVa	So.	181	50	3.62

ACC GAMES ONLY

1988	Chris Corchiani, NCS	Fr.	119	35	3.40
1989	Chris Corchiani, NCS	So.	102	39	2.62
1990	Chris Corchiani, NCS	Jr.	106	42	2.52
1991	Chris Corchiani, NCS	Sr.	134	49	2.73
1992	Bobby Hurley, Duke	Jr.	97	42	2.31
1993	Travis Best, GT	So.	97	39	2.49
1994	Derrick Phelps, UNC	Sr.	91	30	3.03
1995	Jeff McInnis, UNC	So.	103	25	4.12
1996	LaMarr Greer, FSU	Sr.	68	33	2.06
1997	Steve Wojciechowski, Duke	Sr.	81	36	2.25
1998	Steve Wojciechowski, Duke	Sr.	68	29	2.34
1999	Terrell Stokes, Md.	Jr.	102	44	2.32
2000	Steve Blake, Md.	Fr.	111	41	2.70
2001	Chris Duhon, Duke	So.	64	15	4.27
2002	Steve Blake, Md.	Jr.	141	49	2.89
2003	Chris Duhon, Duke	Jr.	101	41	2.46
2004	Nate Johnson, FSU	Sr.	56	22	2.55
2005	Chris Paul, WF	So.	112	48	2.33
2006	Louis Hinnant, BC	Sr.	70	34	2.06
2007	Wayne Ellington, UNC	Fr.	48	14	3.43
2008	Greg Paulus, Duke	Jr.	20	51	2.55
2009	Hank Thorns, VT	So.	47	17	2.80
2010	Eric Hayes, Md.	Sr.	67	28	2.39
2011	Adrian Bowie, Md.	Sr.	56	22	2.55
2012	Kendall Marshall, UNC	So.	149	47	3.17
2013	Dexter Strickland, UNC	Sr.	65	17	3.82
2014	London Perrantes, UVa	Fr.	76	17	4.47
2015	James Robinson, Pitt	Jr.	89	25	3.56
2016	James Robinson, Pitt	Sr.	90	25	3.60
2017	Xavier Rathan-Mayes, FSU	Jr.	87	26	3.35
2018	Devon Hall, UVa	Sr.	63	19	3.32
2019	Ty Jerome, UVa	Jr.	103	29	3.55
2020	Wabissa Bede, VT	Jr.	100	37	2.70
2021	Jordan Goldwire, Duke	Sr.	76	24	3.17
2022	Prentiss Hubb, ND	Sr.	88	20	4.40

Bold denotes ACC single-season record

*denotes NCAA leader; **Bold** is **ACC** record

SCORING OFFENSE

Year	Team	G	Pts.	Avg.
1954	Duke	27	2,250	83.2
1955	Virginia	29	2,605	89.8
1956	Clemson	26	2,236	86.0
1957	South Carolina	29	2,385	82.2
1958	North Carolina	26	1,867	71.8
1959	North Carolina	25	1,797	71.9
1960	South Carolina	26	1,914	73.6
1961	Wake Forest	30	2,488	82.9
1962	Duke	25	2,051	82.0
1963	Duke	30	2,496	83.2
1964	Duke	31	2,607	84.2
1965	Duke	24	2,310	92.4
1966	Wake Forest	26	2,179	83.8
1967	Wake Forest	26	2,179	83.8
1968	North Carolina	32	2,680	83.7
1969	North Carolina	32	2,844	88.9
1970	North Carolina	27	2,399	88.9
1971	North Carolina	32	2,706	84.6
1972	North Carolina	31	2,762	89.1
1973	**NC State**	**27**	**2,509**	**92.9**
1974	NC State	32	2,833	91.4
1975	NC State	28	2,596	92.7
1976	Duke	27	2,384	88.3
1977	Clemson	28	2,425	86.6
1978	Duke	34	2,911	85.6
1979	NC State	30	2,356	78.5
1980	Maryland	31	2,481	80.0
1981	Wake Forest	29	2,241	77.3
1982	Virginia	34	2,404	70.7
1983	Virginia	34	2,843	83.6
1984	North Carolina	31	2,483	80.1
1985	Duke	31	2,446	78.9
1986	North Carolina	34	2,945	86.6
1987	North Carolina	36	3,285	91.3
1988	Duke	35	2,932	83.8
1989	North Carolina	37	3,331	90.0
1990	Duke	38	3,386	89.1
1991	NC State	31	2,769	89.3
1992	Duke	36	3,167	88.0
1993	Duke	32	2,766	86.4
1994	North Carolina	35	2,996	85.6
1995	Maryland	34	2,946	86.6
1996	Maryland	30	2,440	81.3
1997	Duke	33	2,629	79.7
1998	Duke	36	3,082	85.6
1999	Duke	39	3,581	91.8
2000	Duke	34	2,992	88.0
2001	Duke	39	3,538	90.7
2002	Duke	35	3,112	88.9
2003	Duke	33	2,677	81.1
2004	Wake Forest	31	2,590	83.5
2005	North Carolina	37	3,257	*88.0
2006	Duke	36	2,921	81.1
2007	North Carolina	38	3,258	85.7
2008	North Carolina	39	3,454	88.6
2009	North Carolina	38	3,413	89.8
2010	Maryland	33	2,629	79.7
2011	Duke	37	2,993	80.9
2012	North Carolina	38	3,091	81.3
2013	NC State	35	2,708	77.4
2014	Duke	35	2,745	78.4
2015	Duke	39	3,091	79.3
2016	North Carolina	40	3,311	82.8
2017	North Carolina	40	3,377	84.4
2018	Duke	37	3,321	84.4
2019	North Carolina	36	3,089	85.8
2020	Duke	31	2,558	82.5
2021	Florida State	25	1,921	77.2
2022	Duke	39	3,122	80.1

SCORING DEFENSE

Year	Team	G	Pts.	Avg.
1954	Maryland	30	1,672	55.7
1955	Maryland	23	1,485	61.8
1956	Maryland	24	1,555	64.8
1957	Maryland	26	1,590	61.5
1958	Maryland	29	1,671	57.6
1959	Maryland	23	1,296	56.3
1960	NC State	26	1,565	60.1
1961	North Carolina	23	1,512	65.7
1962	NC State	17	1,138	66.9
1963	Clemson	25	1,673	66.9
1964	NC State	19	1,214	63.8
1965	NC State	26	1,785	68.6
1966	South Carolina	24	1,604	66.8
1967	South Carolina	23	1,485	64.6
1968	NC State	26	1,710	65.7
1969	South Carolina	29	1,807	64.5
1970	South Carolina	28	1,606	57.4
1971	Clemson	26	1,714	65.9
1972	Maryland	32	2,107	65.8
1973	Clemson	26	1,714	65.9
1974	Maryland	28	1,931	69.0
1975	Virginia	25	1,750	70.0
1976	Virginia	30	2,120	70.7
1977	Virginia	29	1,952	67.3
1978	Virginia	28	1,874	66.9
1979	North Carolina	29	1,898	65.4
1980	Georgia Tech	26	1,558	59.9
1981	Virginia	33	2,001	60.6
1982	**NC State**	**32**	**1,570**	**49.1**
1983	NC State	36	2,435	67.6
1984	Virginia	33	2,029	61.5
1985	Virginia	33	1,966	59.6
1986	NC State	34	2,150	63.2
1987	Duke	33	2,221	67.3
1988	Virginia	31	2,091	67.5
1989	Duke	36	2,511	69.8
1990	Wake Forest	28	1,943	69.4
1991	Virginia	33	2,262	68.5
1992	Virginia	33	2,152	65.2
1993	North Carolina	38	2,596	68.3
1994	Wake Forest	33	2,162	65.5
1995	Clemson	28	1,749	62.5
1996	Wake Forest	32	1,963	61.3
1997	NC State	32	1,749	54.7
1998	NC State	32	1,988	62.1
1999	Clemson	35	2,263	64.7
2000	NC State	34	2,161	63.6
2001	Wake Forest	30	1,995	66.5
2002	NC State	34	2,304	67.8
2003	FSU	29	1,930	66.6
2004	Duke	37	2,406	65.0
2005	Duke	33	2,153	65.2
2006	Miami	34	2,213	65.1
2007	Duke	33	2,047	62.0
2008	Virginia Tech	35	2,265	64.7
2009	Florida State	35	2,271	64.9
2010	Florida State	32	1,932	60.4
2011	Clemson	34	2,086	61.4
2012	Virginia	32	1,735	54.2
2013	Virginia	35	1,945	55.6
2014	Virginia	37	2,060	*55.7
2015	Virginia	34	1,751	*51.5
2016	Virginia	37	2,222	60.1
2017	Virginia	34	1,916	*56.4
2018	Virginia	34	1,836	*54.0
2019	Virginia	38	2,132	*56.1
2020	Virginia	30	1,571	*52.4
2021	Virginia	25	1,513	60.5
2022	Virginia	35	2,104	60.1

FIELD GOAL PERCENTAGE

Year	Team	FG	FGA	Avg.
1954	Maryland	712	1,661	.429
1955	Wake Forest	803	1,745	.460
1956	Wake Forest	777	1,974	.443
1957	NC State	730	1,665	.440
1958	NC State	604	1,401	.431
1959	North Carolina	648	1,509	.429
1960	Wake Forest	730	1,638	.448
1961	Duke	881	1,861	.473
1962	Wake Forest	962	2,936	.472
1963	Duke	984	1,926	*.511
1964	Duke	1,028	2,163	.475
1965	Duke	942	1,921	*.490
1966	North Carolina	838	1,620	.517
1967	North Carolina	1,016	2,154	.471
1968	South Carolina	693	1,421	.488
1969	North Carolina	1,094	2,228	.491
1970	Duke	787	1,588	.496
1971	North Carolina	1,010	1,935	.522
1972	North Carolina	1,031	1,954	*.528
1973	North Carolina	1,150	2,181	*.527
1974	North Carolina	1,015	1,952	.520
1975	Maryland	1,049	1,918	*.547
1976	Maryland	996	1,854	*.537
1977	North Carolina	1,054	1,961	.537
1978	North Carolina	1,008	1,895	.527
1979	North Carolina	861	1,614	.533
1980	Maryland	985	1,789	.551
1981	Maryland	943	1,774	.532
1982	North Carolina	895	1,668	.537
1983	Virginia	1,055	2,019	.523
1984	North Carolina	966	1,779	.543
1985	North Carolina	1,039	1,925	.540
1986	**North Carolina**	**1,197**	**2,140**	**.559**
1987	North Carolina	1,238	2,304	.537
1988	North Carolina	1,013	1,892	.535
1989	Duke	1,163	2,166	.537
1990	North Carolina	1,044	2,098	.498
1991	Duke	1,227	2,401	.511
1992	Duke	1,108	2,069	*.536
1993	Duke	989	1,950	.507
1994	North Carolina	1091	2,188	.499
1995	North Carolina	1,044	2,055	.508
1996	North Carolina	919	1,869	.492
1997	North Carolina	1,018	2,124	.479
1998	North Carolina	1,131	2,184	*.518
1999	Duke	1,244	2,422	.514
2000	North Carolina	1,014	2,066	.491
2001	Maryland	1,120	2,313	.484
2002	Duke	1,093	2,209	.495
2003	Maryland	901	1,940	.464
2004	Wake Forest	882	1,854	.476
2005	North Carolina	1,128	2,260	.499
2006	Duke	979	2,011	.487
2007	North Carolina	1,187	2,379	.499
2008	North Carolina	1,250	2,564	.488
2009	Wake Forest	906	1,849	.490
2010	Maryland	966	2,052	.471
2011	Duke	1,040	2,206	.471
2012	North Carolina	1,134	2,473	.459
2013	NC State	985	1,987	.496
2014	Florida State	873	1,873	.466
2015	Notre Dame	1,050	2,061	.509
2016	Virginia	964	1,963	.491
2017	Virginia Tech	887	1,813	.489
2018	Virginia Tech	931	1,865	.499
2019	Duke	1,157	2,418	.478
2020	Duke	920	1,957	.470
2021	Georgia Tech	722	1,513	.477
2022	Duke	1,158	2,357	.491

FREE THROW PERCENTAGE

Year	Team	FT	FTA	Pct.
1954	Wake Forest	734	1,010	*.727
1955	Wake Forest	709	938	*.756
1956	NC State	639	869	.735
1957	Wake Forest	610	827	.738
1958	Virginia	459	627	.732
1959	Wake Forest	501	704	.712
1960	North Carolina	542	715	.758
1961	Maryland	491	659	.745
1962	Maryland	474	644	.736
1963	South Carolina	461	625	.738
1964	Duke	551	771	.716
1965	Maryland	457	634	.720
1966	North Carolina	508	693	.733
1967	Wake Forest	475	633	.750
1968	Duke	535	713	.758
1969	Wake Forest	642	833	.771
1970	Wake Forest	542	706	.768
1971	Duke	539	704	.765
1972	Maryland	586	786	.746
1973	Duke	496	632	*.785
1974	Maryland	376	504	.746
1975	Maryland	509	672	.757
1976	Maryland	477	629	.758
1977	Duke	440	579	.760
1978	Duke	665	841	*.791
1979	Virginia	531	697	.762
1980	Duke	547	733	.746
1981	North Carolina	604	826	.731
1982	Maryland	476	634	.751
1983	North Carolina	629	849	.741
1984	North Carolina	551	704	.783
1985	North Carolina	569	748	.761
1986	North Carolina	551	747	.738
1987	Georgia Tech	396	521	.760
1988	North Carolina	820	596	.727
1989	Georgia Tech	496	654	.758
1990	Duke	888	1,165	.762
1991	NC State	516	677	.762
1992	Duke	780	1,043	.748
1993	Wake Forest	481	666	.722
1994	Wake Forest	517	700	.739
1995	Wake Forest	475	622	.764
1996	NC State	456	620	.735
1997	Duke	561	801	.700
1998	NC State	439	613	.716
1999	Virginia	490	668	.734
2000	Duke	618	833	.742
2001	Virginia	556	755	.736
2002	NC State	561	743	.755
2003	NC State	488	634	.770
2004	NC State	481	602	*.799
2005	Maryland	600	826	.726
2006	Duke	689	905	.761
2007	Florida State	498	657	.758
2008	Florida State	529	684	.773
2009	Maryland	463	611	.758
2010	Duke	682	899	.759
2011	Duke	622	826	.753
2012	Wake Forest	485	659	.736
2013	Duke	588	796	.739
2014	Clemson	505	679	.744
2015	Miami	544	729	.746
2016	Virginia	474	630	.752
2017	**Notre Dame**	**489**	**611**	***.800**
2018	Notre Dame	508	670	.758
2019	Louisville	534	687	.777
2020	Miami	396	522	.759
2021	Virginia	235	288	.816
2022	North Carolina	558	730	.764

3-POINT FG PERCENTAGE

Year	Team	3FG	3FGA	Pct.
1983	North Carolina	58	124	.468
1987	**Clemson**	**203**	**453**	**.448**
1988	Maryland	195	454	.430
1989	Wake Forest	152	363	.419
1990	NC State	180	417	.432
1991	NC State	267	644	.415
1992	Duke	171	394	.434
1993	Wake Forest	181	450	.402
1994	Wake Forest	202	515	.392
1995	North Carolina	266	648	.410
1996	Wake Forest	260	618	.421
1997	Duke	278	714	.406
1998	Wake Forest	235	619	.380
1999	Duke	293	739	.396
2000	Duke	284	742	.383
2001	Duke	407	1,057	.385
2002	Georgia Tech	261	695	.376
2003	Maryland	204	523	.390
2004	Wake Forest	236	611	.386
2005	North Carolina	277	687	.403
2006	Duke	274	709	.386
2007	Maryland	196	509	.385
2008	Miami	236	613	.385
2009	North Carolina	264	682	.387
2010	Duke	301	782	.385
2011	Virginia	226	583	.388
2012	Duke	274	739	.371
2013	Duke	270	676	.399
2014	Duke	316	801	.395
2015	Notre Dame	302	775	.390
2016	Virginia	224	556	.403
2017	Virginia Tech	290	720	.403
2018	Virginia Tech	289	745	.388
2019	Virginia	321	813	.395
2020	Louisville	255	679	.376
2021	Florida State	192	510	.376
2022	Virginia Tech	319	814	.392

FIELD GOAL PERCENTAGE DEFENSE

Year	Team	FG	FGA	Pct.
1954	**North Carolina**	**422**	**1,320**	**.320**
1955	Maryland	517	1,519	.340
1956	NC State	696	2,086	.334
1957	North Carolina	720	2,043	.352
1958	Maryland	583	1,687	.346
1959	NC State	595	1,622	.367
1960	NC State	559	1,551	.360
1961	Maryland	642	1,676	.384
1962	NC State	431	1,049	.412
1963	Duke	819	2,037	.402
1964	Clemson	641	1,499	.428
1965	Maryland	686	1,655	.415
1966	Maryland	649	1,603	.405
1967	South Carolina	565	1,379	.410
1968	NC State	616	1,579	.390
1969	South Carolina	755	1,777	.425
1970	South Carolina	647	1,695	.382
1971	Duke	841	2,010	.418
1972	NC State	735	1,745	.421
1973	NC State	779	1,784	.437
1974	Maryland	798	1,993	.400
1975	Maryland	916	2,075	.441
1976	Maryland	867	1,954	.444
1977	Clemson	758	1,794	.423
1978	Maryland	906	2,001	.453
1979	NC State	788	1,725	.457
1980	Virginia	873	2,035	.429
1981	Virginia	824	1,901	.433
1982	NC State	621	1,481	.419
1983	Virginia	863	2,071	.417
1984	Georgia Tech	751	1,556	.447
1985	Georgia Tech	885	1,998	.443
1986	North Carolina	942	2,163	.436
1987	Clemson	823	1,884	.437
1988	Clemson	793	1,775	.447
1989	Duke	914	2,160	.423
1990	Clemson	889	2,170	.410
1991	North Carolina	974	2,329	.418
1992	Georgia Tech	993	2,368	.419
1993	Virginia	789	1,947	.405
1994	Virginia	704	1,787	.394
1995	Wake Forest	736	1,898	.388
1996	Wake Forest	725	1,846	.393
1997	Wake Forest	667	1,832	.364
1998	North Carolina	923	2,403	.384
1999	Maryland	772	1,991	.388
2000	Maryland	844	2,098	.402
2001	North Carolina	859	2,196	.391
2002	Maryland	920	2,304	.399
2003	Maryland	704	1,864	.378
2004	Georgia Tech	865	2,228	.388
2005	Duke	783	2,006	.390
2006	North Carolina	779	1,894	.411
2007	Maryland	823	2,117	.389
2008	Maryland	839	2,124	.395
2009	Florida State	771	1,994	.387
2010	Florida State	660	1,752	.377
2011	Florida State	696	1,918	*.363
2012	Florida State	749	1,965	.381
2013	Maryland	865	2,249	.385
2014	Virginia	727	1,875	.388
2015	Virginia	622	1,697	.367
2016	Louisville	631	1,616	.390

2017	Georgia Tech	887	2,231	.398
2018	Virginia	747	1,703	.380
2019	Virginia	769	1,995	.385
2020	Virginia	573	1,554	.369
2021	Florida State	582	1,465	.397
2022	Wake Forest	880	2131	.413

3-POINT FIELD GOAL PCT DEFENSE

Year	Team	3FG	3FGA	Pct.
1983	NC State	104	282	.368
1987	Duke	84	248	.339
1988	Georgia Tech	107	357	.300
1989	Duke	125	391	.320
1990	Clemson	174	519	.335
1991	North Carolina	197	622	.317
1992	Virginia	151	489	.309
1993	Duke	118	408	.289
1994	Duke	145	489	.297
1995	Virginia	197	622	.317
1996	Virginia	166	544	.305
1997	NC State	135	459	.294
1998	Duke	156	512	.305
1999	Duke	191	635	.301
2000	North Carolina	229	744	.308
2001	Wake Forest	167	536	.312
2002	Duke	168	555	.303
2003	Maryland	208	646	.322
2004	Georgia Tech	218	733	.297
2005	Duke	128	418	.306
2006	Duke	143	471	.304
2007	Maryland	205	679	.302
2008	Clemson	171	561	.305
2009	Wake Forest	207	681	.304
2010	**Duke**	**158**	**559**	**.283**
2011	Florida State	233	761	.306
2012	Virginia Tech	155	554	.280
2013	Duke	160	551	.290
2014	Clemson	172	603	.285
2015	North Carolina	247	822	.307
2016	Syracuse	259	844	.300
2017	Duke	187	639	.293
2018	Virginia	215	694	.310
2019	Virginia	245	848	.289
2020	Georgia Tech	168	588	.286
2021	Louisville	141	463	.305
2022	Georgia Tech	226	718	.315

BLOCKED SHOTS PER GAME

Year	Team	G	Blk.	PG
1976	Clemson	28	179	6.4
1977	Maryland	27	155	5.7
1978	Maryland	28	143	5.1
1979	Maryland	30	126	4.2
1980	Virginia	34	157	5.5
1981	Virginia	33	131	4.0
1982	NC State	32	150	4.7
1983	Virginia	34	166	4.9
1984	North Carolina	31	157	5.1
1985	Maryland	37	181	4.9
1986	NC State	34	174	5.1
1987	Maryland	26	143	5.5
1988	Clemson	29	167	5.8
1989	Clemson	30	189	6.3
1990	Clemson	35	235	6.7
1991	Maryland	28	182	6.5
1992	Georgia Tech	35	180	5.1
1993	Florida State	35	210	6.0
1994	North Carolina	35	218	6.2
1995	Florida State	27	167	6.2
1996	Wake Forest	32	171	5.3
1997	Wake Forest	31	182	5.9
1998	Georgia Tech	33	209	6.3
1999	Duke	39	245	6.3
2000	Maryland	35	235	6.7
2001	Maryland	36	213	5.9
2002	Maryland	36	216	6.0
2003	Maryland	31	198	6.4
2004	Maryland	32	215	6.7
2005	Duke	33	220	6.7
2006	Maryland	32	191	6.0
2007	Maryland	34	233	6.9
2008	Maryland	34	224	6.6
2009	Clemson	32	187	5.8
2010	Florida State	32	200	6.3
2011	Florida State	34	203	6.0
2012	Florida State	35	213	6.1
2013	Florida State	34	172	5.1
2014	Clemson	36	221	6.1
2015	Louisville	36	192	5.3
2016	Clemson	31	162	5.2
2017	Georgia Tech	37	221	6.0
2018	Louisville	36	217	6.0
2019	**Duke**	**38**	**257**	***6.8**
2020	Duke	31	188	6.1
2021	Florida State	25	127	5.1
2022	Duke	39	219	5.6

TURNOVER MARGIN

Year	Team	For	Opp.	Mar.
1977	Clemson	16.5	21.4	4.9
1978	Wake Forest	18.6	21.0	3.4
1979	Virginia	14.3	17.7	3.4
1980	Clemson	14.8	18.1	3.3
1981	Clemson	13.9	15.3	1.4
1982	Wake Forest	12.4	15.1	2.7
1983	Wake Forest	13.0	16.8	3.8
1984	Wake Forest	11.8	15.6	4.8
1985	Wake Forest	11.4	16.5	5.1
1986	Duke	15.3	19.3	4.0
1987	Wake Forest	12.2	16.5	4.3
1988	Duke	15.2	19.3	4.1
1989	NC State	13.3	16.6	3.3
1990	NC State	13.2	17.2	4.0
1991	Virginia	12.3	16.8	4.5
1992	Maryland	15.7	19.4	3.7
1993	Maryland	16.4	19.8	3.3
1994	Maryland	17.8	20.1	2.3
1995	Georgia Tech	13.3	16.7	3.4
1996	Maryland	16.9	20.0	3.3
1997	Duke	12.8	18.0	5.2
1998	**Duke**	**12.4**	**19.8**	**7.4**
1999	Maryland	16.6	21.6	5.0
2000	Virginia	15.5	20.0	4.5
2001	Duke	13.6	19.3	5.7
2002	Duke	14.3	19.8	5.5
2003	Duke	14.0	17.9	3.9
2004	Duke	13.8	17.2	3.4
2005	Virginia Tech	13.2	17.6	4.4
2006	Virginia Tech	11.2	16.4	5.2
2007	Virginia Tech	10.9	15.5	4.6
2008	Duke	13.6	18.4	4.8
2009	Duke	12.3	16.4	4.1
2010	Maryland	11.6	15.1	3.5
2011	Georgia Tech	13.7	16.6	2.9
2012	Clemson	12.1	14.5	2.5
2013	Duke	10.6	13.9	3.3
2014	Syracuse	9.0	13.4	4.4
2015	Louisville	11.3	14.1	2.8
2016	Louisville	11.4	14.4	3.0
2017	Notre Dame	9.5	12.7	3.2
2018	Virginia	8.5	13.5	4.2
2019	Syracuse	12.5	15.6	3.1
2020	Florida State	13.3	16.7	3.9
2021	Georgia Tech	11.1	15.7	4.6
2022	Miami	9.5	13.9	4.4

STEALS PER GAME

Year	Team	G	Stl.	PG
1976	North Carolina	29	279	9.6
1977	Clemson	28	305	10.9
1978	Wake Forest	29	305	10.5
1979	North Carolina	29	278	9.6
1980	Clemson	32	270	8.4
1981	Wake Forest	29	228	7.9
1982	Virginia	34	254	7.5
1983	North Carolina	36	248	6.9
1984	Wake Forest	32	254	7.9
1985	Duke	31	240	7.7
1986	Duke	40	360	9.0
1987	North Carolina	36	319	8.9
1988	Duke	35	297	8.5
1989	Duke	36	318	8.8
1990	NC State	30	298	9.9
1991	Clemson	28	260	9.3
1992	Florida State	31	290	9.4
1993	Clemson	30	298	9.9
1994	Maryland	30	297	9.9
1995	Maryland	34	302	8.9
1996	Maryland	30	329	11.0
1997	Maryland	32	282	8.8
1998	Duke	36	339	7.3
1999	**Maryland**	**34**	**432**	***12.7**
2000	Maryland	35	355	10.1
2001	Duke	39	411	10.6
2002	Duke	35	351	10.0
2003	Maryland	31	322	10.4
2004	North Carolina	30	287	9.6
2005	Clemson	32	319	10.0
2006	Clemson	32	352	11.0
2007	Georgia Tech	32	316	9.9
2008	Clemson	34	334	9.8
2009	Clemson	32	298	9.3
2010	Clemson	32	301	9.4
2011	Georgia Tech	31	297	9.6
2012	Florida State	35	265	7.6
2013	North Carolina	36	303	8.4
2014	Syracuse	34	271	8.0
2015	Syracuse	31	258	8.3
2016	Syracuse	37	300	8.1
2017	Syracuse	34	275	8.1
2018	Duke	37	275	7.4
2019	Duke	38	346	9.1
2020	Florida State	31	273	8.8
2021	Georgia Tech	26	236	9.1
2022	Miami	37	328	8.9

ASSISTS PER GAME

Year	Team	G	Ast.	PG
1984	Clemson*	28	571	20.4
1985	North Carolina	36	702	19.5
1986	**North Carolina***	**34**	**800**	**23.5**
1987	North Carolina	36	782	21.7
1988	Georgia Tech	32	680	21.3
1989	North Carolina*	37	788	21.3
1990	Georgia Tech	35	629	18.0
1991	North Carolina	35	699	20.0
1992	Georgia Tech	35	662	18.9
1993	Georgia Tech	30	588	19.6
1994	North Carolina	35	649	18.5
1995	Maryland	34	642	18.9
1996	NC State	31	547	17.6
1997	North Carolina	35	632	18.1
1998	Maryland	32	607	19.0
1999	Maryland	34	673	19.8
2000	Maryland	35	667	19.1
2001	Maryland	36	692	19.2
2002	Maryland	34	672	19.8
2003	Maryland*	31	573	18.5
2004	North Carolina	31	553	17.8
2005	North Carolina*	37	706	19.1
2006	North Carolina	31	552	17.8
2007	North Carolina	38	681	17.9
2008	North Carolina	39	656	16.8
2009	North Carolina	38	656	17.3
2010	Maryland	33	545	16.5
2011	Maryland	33	557	16.9
2012	North Carolina	38	659	17.3
2013	North Carolina	36	616	17.1
2014	Pitt	36	563	15.6
2015	North Carolina	38	661	17.4
2016	North Carolina	40	712	17.8
2017	North Carolina	40	722	18.1
2018	North Carolina	37	674	18.2
2019	North Carolina	36	678	18.8
2020	Notre Dame	32	528	16.5
2021	Duke	24	390	16.3
2022	Duke	39	642	16.5

REBOUND MARGIN

Year	Team	Margin
1954	NC State	14.0
1955	**NC State**	**19.3**
1956	NC State	18.1
1957	North Carolina	10.8
1958	NC State	9.4
1959	NC State	8.5
1960	Wake Forest	5.9
1961	North Carolina	9.8
1962	Duke	12.2
1963	Duke	11.3
1964	North Carolina	4.9
1965	Maryland	5.4
1966	Duke	12.8
1967	South Carolina	11.0
1968	Duke	10.6
1969	Virginia	9.4
1970	South Carolina	13.1
1971	Duke	6.2
1972	Maryland	10.9
1973	Maryland	10.9
1974	Maryland	10.8
1975	Maryland	9.0
1976	Clemson	5.8
1977	NC State	4.7
1978	NC State	5.8
1979	Duke	4.3
1980	Virginia	3.8
1981	North Carolina	5.4
1982	Virginia	6.1
1983	Virginia	8.3
1984	NC State	5.5
1985	Clemson	4.9
1986	Duke	5.9
1987	North Carolina	5.6
1988	Duke	4.2
1989	Duke	5.4
1990	Wake Forest	5.1
1991	North Carolina	6.6
1992	Wake Forest	7.7
1993	North Carolina	8.9
1994	North Carolina	8.5
1995	Maryland	6.5
1996	North Carolina	6.3
1997	North Carolina	9.3
1998	North Carolina	7.3
1999	North Carolina	8.9
2000	Wake Forest	4.6
2001	Virginia	5.6
2002	Clemson	5.1
2003	Wake Forest	*9.6
2004	North Carolina	4.2
2005	North Carolina	7.5
2006	North Carolina	8.1
2007	North Carolina	8.5
2008	North Carolina	*11.0
2009	North Carolina	6.3
2010	Duke	6.2
2011	North Carolina	6.4
2012	North Carolina	*10.5
2013	Maryland	8.6
2014	Virginia	6.1
2015	Virginia	7.7
2016	North Carolina	8.6
2017	North Carolina	*12.3
2018	North Carolina	9.6
2019	North Carolina	*10.4
2020	North Carolina	7.6
2021	North Carolina	*10.4
2022	North Carolina	8.5

SCORING MARGIN

Year	Team	Margin
1954	Duke	16.7
1955	Duke	12.2
1956	Duke	10.7
1957	North Carolina	13.7
1958	Maryland	11.5
1959	NC State	7.0
1960	North Carolina	10.8
1961	North Carolina	11.0
1962	Duke	14.1
1963	Duke	14.3
1964	Duke	14.9
1965	Duke	14.6
1966	Duke	11.2
1967	North Carolina	11.1
1968	Duke	11.4
1969	North Carolina	13.2
1970	South Carolina	16.6
1971	North Carolina	12.8
1972	North Carolina	17.7
1973	NC State	*21.8
1974	NC State	16.7
1975	Maryland	15.3
1976	Maryland	13.9
1977	Clemson	17.7
1978	Duke	11.2
1979	North Carolina	11.1
1980	Clemson	9.7
1981	Virginia	12.7
1982	Virginia	13.5
1983	Virginia	14.7
1984	North Carolina	15.3
1985	Duke	11.0
1986	North Carolina	17.6
1987	North Carolina	16.4
1988	Duke	15.0
1989	Duke	16.7
1990	Duke	12.5
1991	North Carolina	16.0
1992	Duke	15.4
1993	North Carolina	*17.8
1994	North Carolina	13.2
1995	Maryland	12.7
1996	Wake Forest	7.6
1997	Duke	13.5
1998	Duke	*21.5
1999	**Duke**	***24.7**
2000	Duke	16.7
2001	Duke	*20.2
2002	Duke	*19.7
2003	Maryland	13.0
2004	Duke	14.8
2005	North Carolina	*17.8
2006	Duke	13.0
2007	North Carolina	17.1
2008	North Carolina	16.1
2009	North Carolina	*17.8
2010	Duke	16.0
2011	Duke	18.2
2012	North Carolina	14.3
2013	Duke	11.9
2014	Duke	11.0
2015	Duke	15.1
2016	Louisville	13.8
2017	North Carolina	13.8
2018	Duke	14.7
2019	Virginia	15.3
2020	Duke	14.6
2021	Florida State	8.0
2022	Duke	12.3

Following are the ACC's year by year totals and percentages for field goals, free throws, three-point field goals and per game scoring averages since 1954. Bold denotes **ACC** record.

FIELD GOAL PERCENTAGE

Year	FGM	FGA	Pct
1954	5,662	14,855	.381
1955	6,137	15,295	.401
1956	5,698	14,148	.403
1957	5,645	13,608	.415
1958	4,893	12,201	.401
1959	4,654	12,048	.386
1960	5,084	12,489	.407
1961	5,925	13,932	.425
1962	5,519	12,627	.437
1963	5,274	11,891	.444
1964	5,577	12,364	.451
1965	5,949	13,031	.457
1966	6,214	13,319	.467
1967	6,030	13,408	.450
1968	6,004	13,629	.441
1969	6,618	14,343	.461
1970	6,526	14,029	.465
1971	6,334	13,398	.473
1972	5,609	11,825	.474
1973	6,317	12,889	.490
1974	6,402	13,330	.480
1975	6,494	12,843	.506
1976	6,748	13,232	.510
1977	6,325	12,553	.504
1978	6,669	13,118	.508
1979	6,095	12,125	.503
1980	**6,787**	**13,216**	**.514**
1981	6,895	13,644	.505
1982	6,075	11,843	.513
1983	7,371	15,109	.488
1984	7,197	14,212	.506
1985	7,504	14,854	.505
1986	7,893	15,530	.508
1987	7,311	14,670	.498
1988	7,382	14,870	.496
1989	7,760	15,609	.497
1990	7,909	16,478	.480
1991	7,727	16,076	.481
1992	8,356	17,407	.480
1993	8,355	17,499	.477
1994	7,674	17,048	.450
1995	7,713	16,537	.466
1996	7,353	16,233	.453
1997	7,156	15,975	.447
1998	7,756	16,914	.458
1999	7,768	16,915	.459
2000	7,732	17,410	.444
2001	8,019	17,610	.455
2002	7,982	17,421	.458
2003	7,343	16,361	.449
2004	7,728	17,023	.454
2005	9,432	20,841	.452
2006	10,003	21,833	.458
2007	10,934	23,199	.471
2008	10,709	23,590	.453
2009	10,553	23,555	.448
2010	10,501	23,558	.446
2011	10,169	22,906	.444
2012	9,648	21,951	.440
2013	10,153	22,625	.449
2014	12,374	27,798	.445
2015	12,771	28,492	.448
2016	13,607	29,868	.456
2017	13,888	30,111	.461
2018	13,668	30,084	.454
2019	13,245	30,004	.441
2020	11,974	27,639	.433
2021	9,466	21,115	.448
2022	13,380	29,712	.450
	549,623	**1,197,875**	**.459**

FREE THROW PERCENTAGE

Year	FTM	FTA	Pct
1954	4,585	6,899	.665
1955	4,704	6,741	.698
1956	4,728	6,690	.707
1957	4,522	6,443	.702
1958	3,750	5,447	.688
1959	3,430	5,023	.683
1960	3,682	5,345	.689
1961	3,932	5,704	.689
1962	3,402	5,026	.677
1963	3,138	4,563	.688
1964	3,256	4,729	.689
1965	3,444	5,074	.679
1966	3,485	4,957	.703
1967	3,614	5,147	.702
1968	3,663	5,324	.688
1969	3,998	5,645	.708
1970	3,908	5,525	.707
1971	4,281	5,926	.722
1972	3,545	4,959	.715
1973	2,951	4,076	.724
1974	2,669	3,718	.718
1975	3,047	4,256	.716
1976	3,448	4,777	.722
1977	3,281	4,590	.715
1978	3,593	5,065	.709
1979	3,133	4,431	.707
1980	3,755	5,302	.708
1981	3,607	5,156	.700
1982	3,398	4,871	.698
1983	4,190	5,955	.704
1984	4,045	5,625	.719
1985	3,865	5,454	.709
1986	4,021	5,648	.712
1987	3,709	5,149	.720
1988	3,656	5,244	.697
1989	4,214	5,984	.704
1990	4,449	6,374	.698
1991	4,122	5,879	.701
1992	4,414	6,466	.683
1993	4,275	6,246	.684
1994	4,368	6,432	.679
1995	4,060	5,749	.706
1996	4,036	5,855	.689
1997	4,135	6,128	.675
1998	4,563	6,736	.677
1999	4,800	7,025	.683
2000	4,426	6,445	.687
2001	4,723	6,794	.695
2002	4,579	6,528	.701
2003	4,283	6,120	.700
2004	4,696	6,765	.694
2005	5,553	8,088	.687
2006	6,039	8,633	.699
2007	6,109	8,811	.693
2008	6,287	8,889	.707
2009	6,253	8,715	.717
2010	5,958	8,623	.691
2011	5,928	8,422	.704
2012	5,584	8,012	.697
2013	5,597	8,077	.693
2014	7,598	11,000	.691
2015	7,150	10,398	.688
2016	7,687	10,773	.714
2017	7,655	10,583	.723
2018	7,104	9,835	.722
2019	7,260	10,031	.724
2020	6,161	8,603	.716
2021	4,494	6,237	721
2022	**6,273**	**8,629**	**.727**
	314,268	**448,369**	**.701**

3-POINT FG PERCENTAGE

Year	3FGM	3FGA	Pct
1983	846	1,983	#.427
1987	**1,098**	**2,645**	**.415**
1988	1,175	3,015	.390
1989	1,132	3,096	.366
1990	1,264	3,387	.373
1991	1,332	3,700	.360
1992	1,456	4,045	.360
1993	1,479	4,147	.357
1994	1,566	4,569	.343
1995	1,938	5,270	.367
1996	1,996	5,415	.369
1997	1,705	4,901	.348
1998	1,762	5,047	.349
1999	1,861	5,250	.354
2000	1,811	5,274	.343
2001	2,008	5,488	.366
2002	2,022	5,701	.355
2003	1,915	5,369	.357
2004	2,008	5,643	.356
2005	2,433	6,749	.360
2006	2,475	6,894	.359
2007	2,538	6,978	.363
2008	2,676	7,448	.359
2009	2,522	7,231	.349
2010	2,352	6,791	.346
2011	2,580	7,342	.351
2012	2,385	6,943	.344
2013	2,522	7,102	.355
2014	3,000	8,685	.345
2015	3,087	9,028	.342
2016	3,488	9,856	.354
2017	3,853	10,457	.368
2018	3,962	11,029	.359
2019	3,943	11,651	.338
2020	3,399	10,309	.330
2021	2,753	7,963	.346
2022	3,869	11,084	.349
	84,130	**237,485**	**.354**

POINTS PER GAME

Year	G	Pts	Avg
1954	218	15,909	73.0
1955	211	16,978	80.5
1956	205	16,124	78.7
1957	214	15,812	73.9
1958	198	13,536	68.4
1959	196	12,738	65.0
1960	205	13,850	67.6
1961	210	15,782	75.2
1962	192	14,440	75.2
1963	193	13,686	70.9
1964	200	14,410	72.1
1965	199	15,342	77.1
1966	206	15,913	77.2
1967	211	15,674	74.3
1968	207	15,671	75.7
1969	216	17,234	79.8
1970	215	16,960	78.9
1971	222	16,949	76.3
1972	195	14,763	75.7
1973	194	15,585	80.3
1974	192	15,473	80.6
1975	193	16,035	83.1
1976	**199**	**16,944**	**85.1**
1977	202	15,931	78.9
1978	208	16,931	81.4
1979	204	15,323	75.1
1980	240	17,329	72.2
1981	245	17,397	71.0
1982	240	15,548	64.8
1983	255	19,778	77.6
1984	252	18,439	73.2
1985	263	18,875	71.8
1986	268	19,807	73.9
1987	250	19,429	77.7
1988	252	19,595	77.8
1989	256	20,866	81.5
1990	265	21,531	81.2
1991	254	20,908	82.3
1992	284	22,582	79.5
1993	281	22,464	79.9
1994	283	21,282	75.2
1995	277	21,424	77.3
1996	275	20,739	75.4
1997	286	20,152	70.5
1998	295	21,837	74.0
1999	297	22,197	74.7
2000	295	21,701	73.6
2001	287	22,769	79.3
2002	286	22,565	78.9
2003	281	20,884	74.3
2004	291	22,160	76.2
2005	353	26,850	76.1
2006	385	28,520	74.1
2007	406	30,517	75.1
2008	401	30,381	75.8
2009	397	29,881	75.3
2010	406	29,312	72.2
2011	404	28,846	71.4
2012	398	27,265	68.5
2013	408	28,427	69.7
2014	510	35,346	69.3
2015	516	35,781	69.3
2016	517	38,391	74.3
2017	516	39,284	76.1
2018	515	38,406	74.6
2019	514	37,693	73.3
2020	473	33,508	70.8
2021	365	26,139	71.6
2022	514	36,902	71.8
	20,061	**1,497,700**	**74.7**

40-POINT GAMES

Since the league's inaugural season in 1953-54, there have been 108 40-point games by 58 different players – 59 have been in ACC games, while 13 have been recorded on the opponent's home court.

Boston College's Ky Bowman posted the ACC's last 40-point game with 44 points against Hartford on Dec. 31, 2018.

BC's Jerome Robinson turned in the ACC's last 40-point game in conference play with 46 points in a 96-85 loss at Notre Dame on Feb. 6, 2018.

INDIVIDUAL 40-POINT GAMES

Player	School	Seasons	Tot.
Buzzy Wilkinson	Virginia	1954-55	10
Grady Wallace	South Carolina	1956-57	8
David Thompson	NC State	1973-75	7
Lennie Rosenbluth	North Carolina	1955-57	5
Kenny Anderson	Georgia Tech	1990-91	4
Len Chappell	Wake Forest	1960-62	4
Charlie Davis	Wake Forest	1969-71	3
J.J. Redick	Duke	2003-06	3
Charles Scott	North Carolina	1975-77	3
Tate Armstrong	Duke	1974-77	2
Kenny Carr	NC State	1975-77	2
Billy Cunningham	North Carolina	1963-65	2
Bob Lewis	North Carolina	1965-67	2
Rodney Monroe	NC State	1988-91	2
Dennis Scott	Georgia Tech	1988-90	2
Ronnie Shavlik	NC State	1954-56	2
Will Solomon	Clemson	1999-01	2
Bill Yarborough	Clemson	1954-57	2
T.J. Warren	NC State	2013-14	2
Butch Zatezalo	Clemson	1968-70	2
Jamel Artis	Pitt	2016-17	1
Harrison Barnes	North Carolina	2011-12	1
Len Bias	Maryland	1983-86	1
Ky Bowman	Boston College	2017-19	1
Tony Byers	Wake Forest	1973-74	1
Al Bunge	Maryland	1958-60	1
Randolph Childress	Wake Forest	1991-95	1
Jim Connelly	Virginia	1965-67	1
Danny Ferry	Duke	1986-89	1
John Gillon	Syracuse	2016-17	1
Ernest Graham	Maryland	1978-81	1
Tom Hammonds	Georgia Tech	1986-89	1
Donald Hand	Virginia	1998-01	1
Olivier Hanlan	Boston College	2012-13	1
Tyler Hansbrough	North Carolina	2005-06	1
Dickie Hemric	Wake Forest	1954-55	1
Art Heyman	Duke	1961-63	1
Dorenzo Hudson	Virginia Tech	2008-12	1
Larry Lakins	NC State	1962-65	1
Tony Laquintano	Virginia	1960-61	1
Ed Leftwich	NC State	1970-71	1
Bob McCarty	Virginia	1954-56	1
Jeff Mullins	Duke	1962-64	1
Barry Parkhill	Virginia	1971-73	1
J.R. Reynolds	Virginia	2004-07	1
Tyrese Rice	Boston College	2006-09	1
Jerome Robinson	Boston College	2017-18	1
John Roche	South Carolina	1969-71	1
Ralph Sampson	Virginia	1980-83	1
Sean Singletary	Virginia	2005-08	1
Devin Smith	Virginia	2002-05	1
Joe Smith	Maryland	1994-95	1
Kenny Smith	North Carolina	1984-87	1
Al Thornton	Florida State	2004-07	1
Greivis Vasquez	Maryland	2007-10	1
Bob Verga	Duke	1965-67	1
Dickie Walker	Wake Forest	1968-70	1
Hawkeye Whitney	NC State	1977-80	1
Shammond Williams	North Carolina	1995-98	1

40-POINT GAMES - SINGLE SEASON

Player	School	Season	Tot.
Grady Wallace	South Carolina	1956-57	7
Buzzy Wilkinson	Virginia	1953-54	5
Buzzy Wilkinson	Virginia	1954-55	5
J.J. Redick	Duke	2005-06	3
David Thompson	NC State	1973-74	3
Lennie Rosenbluth	North Carolina	1956-57	3

ACC TOP 10 SINGLE SEASONS

TOTAL POINTS	Year	Cl.	Pts.
Dennis Scott, GT	1990	Jr.	970
J.J. Redick, Duke	2006	Sr.	964
Len Chappell, WF	1962	Sr.	932
Grady Wallace, USC	1957	Sr.	906
Buzzy Wilkinson, UVa	1955	Sr.	898
Len Rosenbluth, UNC	1957	Sr.	895
Tyler Hansbrough, UNC	2008	Jr.	882
T.J. Warren, NCS	2014	So.	871
RJ Barrett, Duke	2019	Fr.	860
Jason Williams, Duke	2001	So.	841

POINTS PER GAME	Year	Cl.	Avg.
Buzzy Wilkinson, UVa	1955	Sr.	32.1
Grady Wallace, USC	1957	Sr.	31.2
Buzzy Wilkinson, UVa	1954	Jr.	30.1
Len Chappell, WF	1962	Sr.	30.1
David Thompson, NCS	1975	Sr.	29.9
Bill Yarborough, Clem.	1955	Sr.	28.3
Len Rosenbluth, UNC	1957	Sr.	28.0
Dennis Scott, GT	1990	Jr.	27.7
Dickie Hemric, WF	1955	Sr.	27.6
Bob Lewis, UNC	1966	Jr.	27.4

TOTAL REBOUNDS	Year	Cl.	Reb.
Ronnie Shavlik, NCS	1955	Jr.	581
Ronnie Shavlik, NCS	1956	Sr.	545
Dickie Hemric, WF	1955	Sr.	515
Armando Bacot, UNC	2022	Jr.	511
Len Chappell, WF	1962	Sr.	470
Tim Duncan, WF	1997	Sr.	457
Ronnie Shavlik, NCS	1954	So.	441
Lee Collins, USC	1955	Jr.	434
Dickie Hemric, WF	1954	Jr.	424
Grady Wallace, USC	1957	Sr.	419

REBOUNDS PER GAME	Year	Cl.	Avg.
Ronnie Shavlik, NCS	1956	Sr.	19.5
Dickie Hemric, WF	1955	Sr.	19.0
Ronnie Shavlik, NCS	1955	Jr.	18.1
Lee Collins, USC	1956	Sr.	16.1
Billy Cunningham, UNC	1963	So.	16.1
Lee Collins, USC	1955	Jr.	16.1
Billy Cunningham, UNC	1964	Jr.	15.8
Len Chappell, WF	1962	Sr.	15.2
Dickie Hemric, WF	1954	Jr.	15.1
Tim Duncan, WF	1997	Sr.	14.7

FIELD GOAL PERCENTAGE	Year	Cl.	Pct.
Brendan Haywood, UNC	2000	Jr.	.697
Zion Williamson, Duke	2019	Fr.	.680
Dale Davis, Clem.	1989	So.	.670
Bobby Jones, UNC	1972	So.	.668
Carlos Boozer, Duke	2002	Jr.	.665
Jahlil Okafor, Duke	2015	Fr.	.664
Horace Grant, Clem.	1987	Sr.	.656
Rasheed Wallace, UNC	1995	So.	.654
Cherokee Parks, Duke	1993	So.	.652
Brad Daugherty, UNC	1986	Sr.	.648

FIELD GOALS MADE	Year	Cl.	Tot.
David Thompson, NCS	1975	Sr.	347
T.J. Warren, NCS	2014	So.	342
Grady Wallace, USC	1957	Sr.	336
Dennis Scott, GT	1990	Jr.	336
Johnny Dawkins, Duke	1986	Sr.	331
Len Chappell, WF	1962	Sr.	327
David Thompson, NCS	1974	Jr.	325
Kenny Carr, NCS	1976	So.	322
RJ Barrett, Duke	2019	Fr.	319
Antawn Jamison, UNC	1998	Jr.	316

FREE THROW PERCENTAGE	Year	Cl.	Pct.
J.J. Redick, Duke	2004	So.	.953
J.J. Redick, Duke	2005	Jr.	.938
J.J. Redick, Duke	2003	Fr.	.919
Jack McClinton, Miami	2008	Jr.	.919
Shawn Robinson, Clem.	2006	Sr.	.913
Shammond Williams, UNC	1998	Sr.	.911
Steve Vasturia, ND	2017	Sr.	.910
Greg Manning, Md.	1980	Jr.	.908
Marquise Reed, Clem.	2017	Sr.	.906
Chris McCray, Md.	2005	Jr.	.903

FREE THROWS MADE	Year	Cl.	Tot.
Tyler Hansbrough, UNC	2008	Jr.	304
Dickie Hemric, WF	1955	Sr.	302
Len Rosenbluth, UNC	1957	Sr.	285
Buzzy Wilkinson, UVa	1955	Sr.	282
Len Chappell, WF	1962	Sr.	278
Tyler Hansbrough, UNC	2009	Sr.	249
Tyler Hansbrough, UNC	2007	So.	242
Buzzy Wilkinson, UVa	1954	Jr.	238
Cat Barber, NCS	2016	Jr.	237
Grady Wallace, USC	1957	Sr.	234

ASSISTS	Year	Cl.	Ast.
Kendall Marshall, UNC	2012	So.	351
Craig Neal, GT	1988	Sr.	303
Chris Corchiani, NCS	1991	Sr.	299
Bobby Hurley, Duke	1991	So.	289
Bobby Hurley, Duke	1990	Fr.	288
Steve Blake, Md.	2002	Jr.	286
Kenny Anderson, GT	1990	Fr.	285
Ed Cota, UNC	2000	Sr.	284
Tyrone Bogues, WF	1987	Sr.	276
Ed Cota, UNC	1998	So.	274

ASSISTS PER GAME	Year	Cl.	Avg.
Kendall Marshall, UNC	2012	So.	9.8
Chris Corchiani, NCS	1991	Sr.	9.6
Tyrone Bogues, WF	1987	Sr.	9.5
Craig Neal, GT	1988	Sr.	9.5
Chris Corchiani, NCS	1989	So.	8.6
Tyrone Bogues, WF	1986	Jr.	8.4
Bobby Hurley, Duke	1993	Sr.	8.2
Kenny Anderson, GT	1990	Fr.	8.1
Ed Cota, UNC	2000	Sr.	8.1
Steve Blake, Md.	2002	Jr.	7.9

STEALS	Year	Cl.	Stl.
Johnny Rhodes, Md.	1996	Sr.	110
Sam Cassell, FSU	1993	Sr.	97
Dudley Bradley, UNC	1979	Sr.	97
Juan Dixon, Md.	2000	So.	96
Juan Dixon, Md.	2001	Jr.	95
Steve Francis, Md.	1999	Jr.	95
Chris Corchiani, NCS	1990	Jr.	95
Jamon Gordon, VT	2007	Sr.	94
Jim Sparnarkel, Duke	1978	Jr.	93
Juan Dixon, Md.	2002	Sr.	92

STEALS PER GAME	Year	Cl.	Avg.
Johnny Rhodes, Md.	1996	Sr.	3.7
Dudley Bradley, UNC	1979	Sr.	3.3
Chris Corchiani, NCS	1990	Jr.	3.2
Tyrone Bogues, WF	1986	Jr.	3.1
Kenny Anderson, GT	1991	So.	3.0
Jose Alvarado, GT	2021	Sr.	2.9
Chris Corchiani, NCS	1991	Sr.	2.9
Tyrone Bogues, WF	1985	So.	2.9
Tim Pickett, FSU	2003	Jr.	2.8
Steve Francis, Md.	1999	Jr.	2.8
Jamon Gordon, VT	2007	Sr.	2.8

BLOCKED SHOTS	Year	Cl.	Blk.
Ralph Sampson, UVa	1980	Fr.	157
Cedric Lewis, Md.	1991	Sr.	143
Alvin Jones, GT	1998	Fr.	141
Shelden Williams, Duke	2006	Sr.	137
Tim Duncan, WF	1995	So.	135
Shelden Williams, Duke	2005	Jr.	127
Ben Lammers, GT	2017	Jr.	125
Tim Duncan, WF	1994	Fr.	124
Sharone Wright, Clem.	1993	So.	124
Brendan Haywood, UNC	2001	Sr.	120
Tim Duncan, WF	1996	Jr.	120

BLOCKED SHOTS PER GAME	Year	Cl.	Avg.
Cedric Lewis, Md	1991	Sr.	5.1
Ralph Sampson, UVa	1980	Fr.	4.6
Tree Rollins, Clem	1975	So.	4.3
Alvin Jones, GT	1998	Fr.	4.3
Derrick Lewis, Md	1987	Jr.	4.3
Tim Duncan, WF	1995	So.	4.2
Sean May, UNC	2005	Jr.	3.8
Shelden Williams, Duke	2006	Sr.	3.8
Tim Duncan, WF	1996	Jr.	3.8
Tim Duncan, WF	1994	Fr.	3.8

3-PT FG PERCENTAGE	Year	Cl.	Pct.
Christian Laettner, Duke	1992	Sr.	.557
Michael Tait, Clem.	1987	Sr.	.515
Riccardo Peral, WF	1996	Jr.	.510
Cal Boyd, WF	1989	Sr.	.500
Vinny Del Negro, NCS	1987	Jr.	.500
Dante Calabria, UNC	1995	Jr.	.496
London Perrantes, UVa	2016	Jr.	.488
Rodney Monroe, NCS	1990	Jr.	.483
Marc Blucas, WF	1994	Sr.	.477
Rusty LaRue, WF	1996	So.	.464

3-PT FIELD GOALS MADE	Year	Cl.	Tot.
J.J. Redick, Duke	2006	Sr.	139
Dennis Scott, GT	1990	Jr.	137
Jason Williams, Duke	2001	So.	132
Curtis Staples, UVa	1998	Sr.	130
Shane Battier, Duke	2001	Sr.	124
J.J. Redick, Duke	2005	Jr.	121
Kyle Guy, UVa	2019	Jr.	120
Dennis Scott, GT	1989	So.	116
Andrew White III, Syr.	2017	Sr.	112
Trajan Langdon, Duke	2000	Sr.	112

ASSISTS/TURNOVER RATIO	Year	Cl.	Ratio
James Robinson, Pitt	2014	So.	4.11
James Robinson, Pitt	2016	Sr.	3.95
Reece Beekman, UVa	2022	So.	3.62
Tre Jones, Duke	2019	Fr.	3.62
Ty Lawson, UNC	2009	Jr.	3.49
Kendall Marshall, UNC	2012	So.	3.48
Sidney Lowe, NCS	1983	Sr.	3.35
Wabissa Bede, VT	2020	Jr.	3.34
Tyrone Bogues, WF	1985	So.	3.34
Ty Jerome, UVa	2019	Jr.	3.31

FRESHMAN SEASON TEAM SUPERLATIVES

Points Per Game	Year	W-L	PG
Duke	2019	32-6	64.0
Duke	2018	29-8	61.2
Duke	1983	11-17	52.9
Duke	2020	25-6	47.5
Georgia Tech	1983	13-15	46.9
Duke	2015	35-4	45.2
Clemson	1996	18-11	44.4
North Carolina	2007	31-7	43.0
North Carolina	2003	19-16	42.1
Duke	2000	29-5	40.5

Rebounds Per Game	Year	W-L	PG
Duke	2018	29-8	26.9
Duke	1983	11-17	22.5
Duke	2019	32-6	22.4
Clemson	1996	18-11	22.3
Duke	2020	25-6	21.7
Georgia Tech	1983	13-15	19.9
Wake Forest	1998	16-14	19.5
Wake Forest	1979	12-15	19.4
Maryland	1994	18-12	19.4
Duke	2015	35-4	19.1

FRESHMAN SCORING & REBOUNDING LEADERS

Since freshmen became eligible in 1972-73, 18 ACC freshmen have led their team in both scoring and rebounding in the same season. Overall, 40 freshmen have led their team in scoring while 54 were tops in rebounding.

Player, School	Year	RPG	PPG
Vernon Carey Jr., Duke	2020	8.8	17.8
Justin Champagnie, Pitt	2020	7.0	12.7
Zion Williamson, Duke	2019	8.9	22.6
Marvin Bagley III, Duke	2018	11.1	21.0
Dwayne Bacon, FSU	2016	5.8	15.8
Jahlil Okafor, Duke	2015	8.5	17.3
Jabari Parker, Duke	2014	8.7	19.1
Ryan Anderson, BC	2012	7.4	11.2
Travis McKie, WF	2011	7.7	13.0
James Johnson, WF	2008	8.1	14.6
J.J. Hickson, NCS	2008	8.5	14.5
Brandon Costner, NCS	2007	7.2	16.8
Tyler Hansbrough, UNC	2006	7.8	18.9
Chris Bosh, GT	2003	9.0	15.6
Greg Buckner, Clem.	1995	5.9	12.0
Joe Smith, Md.	1994	10.7	19.4
Rodney Rogers, WF	1991	7.9	16.3
Chris King, WF	1989	6.1	14.4

CONSECUTIVE GAME DOUBLE-FIGURE SCORING STREAKS

38	RJ Barrett, Duke	2019	all 38 games
30	Marvin Bagley III, Duke	2018	last 30 games
26	Stephon Marbury, GT	1996	first 26 games
26	Tyler Hansbrough, UNC	2006	last 26 games
25	Zion Williamson, Duke	2019	first 25 games
24	Malik Beasley, FSU	2016	first 24 games
24	Jahlil Okafor, Duke	2015	first 24 games
23	Johnny Dawkins, Duke	1983	first 23 games
23	Joe Smith, Md.	1994	first 23 games
22	Paolo Banchero, Duke	2022	first 22 games
21	Dennis Smith Jr., NCS	2017	first 21 games
21	Mark Price, GT	1983	last 21 games
21	Robert O'Kelley, WF	1998	first 21 games
20	Rashad McCants, UNC	2003	first 20 games

TEAMS WITH FRESHMEN AS TOP TWO SCORERS

2019	Duke	RJ Barrett (22.6), Zion Williamson (22.6)
2016	FSU	Dwayne Bacon (15.8), Mailk Beasley (15.6)
2013	GT	Marcus Georges-Hunt (10.8), Robert Carter (9.9)
2011	WF	Travis McKie (13.0), J.T. Terrell (11.1)
2008	WF	James Johnson (14.6), Jeff Teague (13.9)
2007	GT	Javaris Crittenton (14.4), Thaddeus Young (14.4)
1983	GT	Mark Price (20.3), John Salley (11.5)
1983	Duke	Johnny Dawkins (18.1), Mark Alarie (13.0)

SINGLE-GAME SUPERLATIVES

Points Scored

41	Olivier Hanlan, BC vs. Georgia Tech	•3-14-13
40	Harrison Barnes, UNC vs. Clemson	•3-12-11
40	Tyler Hansbrough, UNC vs. Georgia Tech	2-15-06
38	Josh Okogie, GT vs. Tulane	11-26-16
38	Skip Wise, Clemson vs. Penn	11-30-74
35	Zion Williamson, Duke vs. Syracuse	1-14-19
35	Josh Okogie, GT vs. Florida State	1-25-17
35	Xavier Rathan-Mayes, FSU vs. Miami	2-25-15
35	Xavier Rathan-Mayes, FSU vs. UNC	1-24-15
35	Ernie Myers, NCS vs. Duke	1-26-83
34	Cole Anthony, UNC vs. Notre Dame	11-6-19
34	Coby White, UNC vs. Syracuse	2-26-19
34	Marvin Bagley III, Duke vs. Texas	11-24-17
34	J.J. Redick, Duke vs. Virginia	1-15-03
34	Chris Williams, UVa vs. Liberty	12-8-98
34	Chris King, WF vs. NC State	3-4-89
33	RJ Barrett, Duke vs. UNC	2-20-19
33	Coby White, UNC vs. Miami	2-9-19
33	Trey McGowens, Pitt vs Louisville	1-9-19
33	RJ Barrett, Duke vs. Kentucky	11-6-19
33	Coby White, UNC vs. Texas	11-22-18
33	Marvin Bagley III, Duke vs. Notre Dame	•3-8-18
33	Ky Bowman, BC vs. North Carolina	1-21-17
33	Ky Bowman, BC vs. Fairfield	12-21-16
33	J.J. Hickson, NCS vs. Western Carolina	12-29-07
33	Joe Smith, Md. vs. Rider	11-30-93
33	Mark Price, GT vs. Virginia	•3-12-83

Rebounds

23	J.J. Hickson, NCS vs. Clemson	2-16-08
22	Ralph Sampson, UVa vs. Army	12-22-79
22	Buck Williams, Md. vs. UNLV	12-4-78
21	Marvin Bagley III, Duke vs. Florida State	12-30-17
21	Ralph Sampson, UVa vs. Virginia Tech	1-14-80
20	Jahlil Okafor, Duke vs. Elon	12-15-14
20	Antawn Jamison, UNC vs. Virginia	1-17-96
20	Joe Smith, Md. vs. Florida State	1-11-94
20	Ralph Sampson, UVa vs. Penn	1-16-80

Assists

18	Kenny Anderson, GT vs. Pittsburgh	12-28-89
17	Kenny Anderson, GT vs. North Carolina	2-1-90
16	Dennis Smith Jr., NCS vs. Rider	12-28-16
16	Kendall Marshall, UNC vs. Florida State	2-6-11
15	Dennis Smith Jr., NCS vs. Syracuse	2-1-17
15	Ishmael Smith, WF vs. Georgia Tech	•3-8-07
15	Greg Paulus, Duke vs. Valparaiso	12-18-05
15	Chris Corchiani, NCS vs. Georgia Tech	2-20-88

Steals

8	Tyler Hansbrough, UNC vs. UNC-Asheville	12-28-05
7	Trey McGowens, Pitt vs. West Virginia	12-8-18
7	Javaris Crittenton, GT vs. Clemson	2-3-07
7	Shane Battier, Duke vs. Davidson	11-20-97
7	Clyde Austin, NCS vs. Duke	11-27-76

Blocked Shots

12	Ralph Sampson, UVa vs. Army	12-22-79
10	Derrick Lewis, Md. vs. Towson State	2-21-85
10	Derrick Lewis, Md. vs. Tennessee	11-24-84
10	Ralph Sampson, UVa vs. Old Dominion	12-29-79

Consecutive Field Goals Made to Start Freshman Season

12 J.J. Hickson, NC State vs. William & Mary (11-15-07)
11 Cherokee Parks, Duke; 5 for 5 vs. East Carolina (11-25-91); 6 for 6 vs. Harvard (11-30-91)

Most Points in First Game as a Freshman

34	Cole Anthony, UNC vs. Notre Dame	11-6-19
33	RJ Barrett, Duke vs. Kentucky	11-6-18
31	J.J. Hickson, NCS vs. William & Mary	11-15-07
30	Landers Nolley II, VT at Clemson	11-5-19
29	Ivan Wagner, NCS vs. VMI	11-25-95
29	Ishua Benjamin, NCS vs. Prairie View	11-26-94
28	Zion Williamson, Duke vs. Kentucky	11-6-18
28	Sylven Landesberg, UVa vs. VMI	11-16-08
28	Rashad McCants, UNC vs. Penn State	11-18-02

Most Assists in First Game as a Freshman

10	Raymond Felton, UNC vs. Penn State	11-18-02
10	Dennis Scott, GT vs. Alcorn State	11-20-87

•Denotes ACC Tournament Game

SINGLE-SEASON SUPERLATIVES

Scoring Average

RJ Barrett	Duke	2019	22.6
Zion Williamson	Duke	2019	22.6
Marvin Bagley III	Duke	2018	21.0
Kenny Anderson	Georgia Tech	1990	20.6
Mark Price	Georgia Tech	1983	20.3
Joe Smith	Maryland	1994	19.4
Jabari Parker	Duke	2014	19.1
Tyler Hansbrough	North Carolina	2006	18.9
Stephon Marbury	Georgia Tech	1996	18.9
Skip Wise	Clemson	1975	18.5
Dion Glover	Georgia Tech	1998	18.4
Johnny Dawkins	Duke	1983	18.1
Dennis Smith Jr.	NC State	2017	18.1
Vernon Carey Jr.	Duke	2020	17.8
Brandon Ingram	Duke	2016	17.3
Jahlil Okafor	Duke	2015	17.3
Jeff Lamp	Virginia	1978	17.3

Rebounding Average

Wayne Rollins	Clemson	1974	12.2
Ralph Sampson	Virginia	1980	11.2
Marvin Bagley III	Duke	2018	11.1
Buck Williams	Maryland	1979	10.8
Mike Gminski	Duke	1977	10.7
Joe Smith	Maryland	1994	10.7
Larry Gibson	Maryland	1976	9.8
Antawn Jamison	North Carolina	1996	9.7
Tim Duncan	Wake Forest	1994	9.6
Chris Bosh	Georgia Tech	2003	9.0

Assists Average

Kenny Anderson	Georgia Tech	1990	8.1
Bobby Hurley	Duke	1990	7.6
Chris Corchiani	NC State	1988	7.3
Kendall Marshall	North Carolina	2011	6.8
Ed Cota	North Carolina	1997	6.8
Raymond Felton	North Carolina	2003	6.7
Grayson Marshall	Clemson	1985	6.6
Dennis Smith Jr.	NC State	2017	6.2
Steve Blake	Maryland	1900	6.2
Ishmael Smith	Wake Forest	2007	6.0

Field Goal Percentage

Zion Williamson	Duke	2019	.680
Jahlil Okafor	Duke	2015	.664
Sam Perkins	North Carolina	1981	.626
Antawn Jamison	North Carolina	1996	.624
T.J. Warren	NC State	2013	.622
Marvin Bagley III	Duke	2018	.614
J.J. Hickson	NC State	2008	.591
J.R. Reid	North Carolina	1987	.584
Vernon Carey Jr.	Duke	2020	.577
Mike O'Koren	North Carolina	1977	.577

minimum of 5.0 made per game

30-POINT GAMES

Marvin Bagley III	Duke	2018	7
RJ Barrett	Duke	2019	6
Zion Williamson	Duke	2019	5
Dennis Smith Jr.	NC State	2017	4
Kenny Anderson	Georgia Tech	1990	4
Coby White	North Carolina	2019	3
Ky Bowman	Boston College	2017	3
Xavier Rathan-Mayes	Florida State	2015	3
Mark Price	Georgia Tech	1983	3

20-POINT GAMES

RJ Barrett	Duke	2019	26
Zion Williamson	Duke	2019	23
Kenny Anderson	Georgia Tech	1990	19
Jabari Parker	Duke	2014	18
Marvin Bagley III	Duke	2018	17
Stephon Marbury	Georgia Tech	1996	16
Paolo Banchero	Duke	2022	15
Joe Smith	Maryland	1994	15
Brandon Ingram	Duke	2016	14
Jahlil Okafor	Duke	2015	14
Tyler Hansbrough	North Carolina	2006	14

TRIPLE-DOUBLE IN FIRST GAME AS FRESHMAN

Dennis Scott, Georgia Tech vs. Alcorn State
17 points, 10 rebounds, 10 assists

ACC FRESHMAN ANNUAL LEADERS

POINTS PER GAME

1973	John Lucas, Md.	14.2
1974	Walter Davis, UNC	14.3
1975	Skip Wise, Clem.	18.5
1976	Jim Spanarkel, Duke	13.3
1977	Mike Gminski, Duke	15.3
1978	Jeff Lamp, UVa	17.3
1979	Alvis Rogers, WF	13.5
1980	Ralph Sampson, UVa	14.9
1981	Sam Perkins, UNC	14.9
1982	Adrian Branch, Md.	15.2
1983	Mark Price, GT	• 20.3
1984	Bruce Dalrymple, GT	13.6
1985	Duane Ferrell, GT	9.1
1986	Tom Hammonds, GT	12.2
1987	J.R. Reid, UNC	14.7
1988	Dennis Scott, GT	15.5
1989	Bryant Stith, UVa	15.5
1990	Kenny Anderson, GT	20.6
1991	Rodney Rogers, WF	16.3
1992	James Forrest, GT	13.3
1993	Johnny Rhodes, Md.	14.0
1994	Joe Smith, Md.	19.4
1995	Ishua Benjamin, NCS	14.0
1996	Stephon Marbury, GT	18.9
1997	Ed Cota, UNC	8.0
1998	Dion Glover, GT	18.4
1999	Chris Williams, UVa	16.8
2000	Joseph Forte, UNC	16.7
2001	Tony Stockman, Clem.	12.0
2002	Julius Hodge, NCS	10.7
2003	Rashad McCants, UNC	17.0
2004	Luol Deng, Duke	15.1
2005	Marvin Williams, UNC	11.3
2006	Tyler Hansbrough, UNC	18.9
2007	Brandon Costner, NCS	16.8
2008	J.J. Hickson, NCS	14.8
2009	Sylven Landesberg, UVa	16.6
2010	Derrick Favors, GT	12.4
2011	Harrison Barnes, UNC	15.3
2012	Austin Rivers, Duke	15.5
2013	Olivier Hanlon, BC	15.4
2014	Jabari Parker, Duke	19.1
2015	Jahlil Okafor, Duke	17.3
2016	Brandon Ingram, Duke	17.3
2017	Dennis Smith Jr., NCS	18.1
2018	Marvin Bagley III, Duke	• 21.0
2019	**RJ Barrett, Duke**	**22.6**
	Zion Williamson, Duke	**• 22.6**
2020	Vernon Carey Jr., Duke	17.8
2021	DJ Steward, Duke	13.0
2022	Paolo Banchero, Duke	17.2

REBOUNDS PER GAME

1973	Wally Walker, UVa	6.8
1974	**Tree Rollins, Clem.**	**12.2**
1975	Marc Ivaroni, UVa	7.9
1976	Otis Fulton, UVa	6.3
1977	Mike Gminski, Duke	10.7
1978	Gene Banks, Duke	8.6
1979	Buck Williams, Md.	• 10.8
1980	Ralph Sampson, UVa	• 11.2
1981	Sam Perkins, UNC	7.8
1982	Michael Jordan, UNC	4.4
1983	Mark Alarie, Duke	6.5
1984	Russell Pierre, NCS	7.0
1985	Derrick Lewis, Md.	6.5
1986	Tom Hammonds, GT	6.4
1987	J.R. Reid, UNC	7.4
1988	Dale Davis, Clem.	7.7
1989	Jerrod Mustaf, Md.	7.8
1990	Malcolm Mackey, GT	7.5
1991	Rodney Rogers, WF	7.9
1992	James Forrest, GT	6.4
1993	Johnny Rhodes, Md.	5.2
1994	Joe Smith, Md.	• 10.7
1995	Corey Louis, FSU	7.8
1996	Antawn Jamison, UNC	9.7
1997	Loren Woods, WF	5.2
1998	Kenny Inge, NCS	7.4
1999	Chris Williams, UVa	7.5
2000	Travis Watson, UVa	8.3
2001	Chris Hobbs, Clem.	6.3
2002	Ed Nelson, GT	6.9
2003	Chris Bosh, GT	9.0
2004	Luol Deng, Duke	6.9
2005	Marvin Williams, UNC	6.6
2006	Tyler Hansbrough, UNC	7.8
2007	Brandon Costner, NCS	7.3
2008	J.J. Hickson, NCS	8.5
2009	Al-Farouq Aminu, WF	8.2
2010	Jordan Williams, Md.	8.6
2011	Travis McKie, WF	7.7
2012	Ryan Anderson, BC	7.4
2013	Devin Thomas, WF	7.5
2014	Jabari Parker, Duke	• 8.7
2015	Jahlil Okafor, Duke	8.5
2016	Brandon Ingram, Duke	6.8
2017	Jonathan Isaac, FSU	7.8
2018	Marvin Bagley III, Duke	• 11.1
2019	Zion Williamson, Duke	8.9
2020	Vernon Carey Jr., Duke	8.8
2021	Jae'Lyn Withers, UL	7.7
2022	Paolo Banchero, Duke	7.8

ASSISTS PER GAME

1973	John Lucas, Md.	5.9
1974	Bill Langloh, UNC	2.8
1975	Phil Ford, UNC	5.2
1976	Jim Spanarkel, Duke	2.8
1977	Clyde Austin, NCS	5.0
1978	Gene Banks, Duke	3.5
1979	Jeff Jones, UVa	• 4.9
1980	Sidney Lowe, NCS	4.5
1981	Othell Wilson, UVa..	2.8
1982	David Shaffer, Clem.	2.2
1983	Johnny Dawkins, Duke	4.8
1984	Kenny Smith, UNC	5.0
1985	Grayson Marshall, Clem.	6.6
1986	Jeff Lebo, UNC	4.0
1987	Teyon McCoy, Md.	4.3
1988	Chris Corchiani, NCS	7.3
1989	Derrick McQueen, WF	5.4
1990	**Kenny Anderson, GT**	**• 8.1**
1991	Eric Burks, Clem.	3.5
1992	Travis Best, GT	5.7
1993	Drew Barry, GT	5.5
1994	Jeff Capel, Duke	3.2
1995	Ishua Benjamin, NCS	4.6
1996	Stephon Marbury, GT	4.5
1997	Ed Cota, UNC	• 6.8
1998	Travis Spivey, GT	4.3
1999	Tony Akins, GT	4.8
2000	Steven Blake, Md.	6.2
2001	Chris Duhon, Duke	4.5
2002	Keith Jenif er, UVa	2.8
2003	Raymond Felton, UNC	6.7
2004	Chris Paul, WF	5.9
2005	Sean Singletary, UVa	3.9
2006	Greg Paulus, Duke	• 5.2
2007	Ishamel Smith, WF	• 6.0
2008	Moe Miller, GT	3.3
2009	Iman Shumpert, GT	5.0
2010	Durand Scott, Miami	3.4
2011	Kendall Marshall, UNC	• 6.2
2012	Jordan Daniels, BC	2.6
2013	Marcus Paige, UNC	4.6
2014	Tyler Ennis, Syr.	• 5.5
2015	Tyus Jones, Duke	5.6
2016	Bryant Crawford, WF	4.4
2017	Dennis Smith Jr., NCS	• 6.2
2018	Marcus Carr, Pitt	4.1
	Trevon Duval, Duke	4.1
2019	Tre Jones, Duke	5.3
2020	Joseph Girard III, Syr.	3.5
2021	Scottie Barnes, FSU	4.1
2022	Paolo Banchero, Duke	3.2

FIELD GOAL PERCENTAGE

1973	Wally Walker, UVa	.563
1974	Tree Rollins, Clem.	.543
1975	Kenny Carr, NCS	.525
1976	Jim Spanarkel, UVa	.548
1977	Mike O'Koren, UNC	.577
1978	Gene Banks, Duke	.528
1979	Alvis Rogers, WF	.468
1980	Ralph Sampson, UVa	.547
1981	Sam Perkins, UNC	.626
1982	Michael Jordan, UNC	.534
1983	Johnny Dawkins, Duke	.500
1984	Bruce Dalrymple, GT	.477
1985	no qualifiers	
1986	Tom Hammonds, GT	.609
1987	J.R. Reid, UNC	.584
1988	Brian Williams, Md.	.600
1989	Bryant Stith, UVa	.548
1990	Kenny Anderson, GT	.515
1991	Rodney Rogers, WF	.570
1992	James Forrest, GT	.509
1993	Johnny Rhodes, Md.	.420
1994	Joe Smith, Md.	.522
1995	Greg Buckner, Clem.	.526
1996	Antawn Jamison, UNC	• .624
1997	no qualifiers	
1998	Dion Glover, GT	.441
1999	Chris Williams, UVa	.512
2000	Joseph Forte, UNC	.459
2001	no qualifiers	
2002	no qualifiers	
2003	Chris Bosh, GT	• .560
2004	Luol Deng, Duke	.474
2005	no qualifiers	
2006	Tyler Hansbrough, UNC	.570
2007	Brandan Wright, UNC	• .646
2008	J.J. Hickson, NCS	• .591
2009	Sylven Landesberg, UVa	.436
2010	no qualifiers	
2011	Harrison Barnes, UNC	.423
2012	Austin Rivers, Duke	.433
2013	T.J. Warren, NCS	• .622
2014	Jabari Parker, Duke	.473
2015	Jahlil Okafor, Duke	• .664
2016	Malik Beasley, FSU	.471
2017	Ky Bowman, BC	.492
2018	Marvin Bagley III, Duke	• .614
2019	**Zion Williamson, Duke**	**•.680**
2020	Vernon Carey Jr., Duke	• .577
2021	no qualifiers	
2022	Paolo Banchero, Duke	.478

FREE THROW PERCENTAGE

1973	no qualifiers	
1974	Walter Davis, UNC	.793
1975	Brad Davis, Md.	.820
1976	Jim Spanarkel, Duke	.697
1977	Mike O'Koren, UNC	.726
1978	Greg Manning, Md.	.852
1979	Guy Morgan, WF	.663
1980	Sidney Lowe, NCS	.705
1981	Sam Perkins, UNC	.741
1982	Adrian Branch, Md.	.765
1983	Mark Price, GT	• .877
1984	Bruce Dalrymple, GT	.754
1985	no qualifiers	
1986	no qualifiers	
1987	J.R. Reid, UNC	.653
1988	no qualifiers	
1989	Bryant Stith, UVa	.769
1990	Bobby Hurley, Duke	.769
1991	Randolph Childress, WF	.772
1992	Bob Sura, FSU	.627
1993	no qualifiers	
1994	Joe Smith, Md.	.734
1995	Matt Harpring, GT	.736
1996	Stephon Marbury, GT	.738
1997	no qualifiers	
1998	Robert O'Kelley, WF	.806
1999	Darius Songaila, WF	.804
2000	Carlos Boozer, Duke	.742
2001	no qualifiers	
2002	Julius Hodge, NCS	.743
2003	**J.J. Redick, Duke**	**• .919**
2004	Chris Paul, WF	.843
2005	Marvin Williams, UNC	.847
2006	Tyler Hansbrough, UNC	.739
2007	Jon Scheyer, Duke	.846
2008	Moe Miller, GT	.802
2009	Sylven Landesberg, UVa	.796
2010	C.J. Harris, WF	.831
2011	Harrison Barnes, UNC	.750
2012	Austin Rivers, Duke	.658
2013	Rasheed Sulaimon, Duke	.802
2014	Tyler Ennis, Syr.	.765
2015	Tyus Jones, Duke	.889
2016	Malik Beasley, FSU	.813
2017	Jayson Tatum, Duke	.849
2018	Oshae Brissett, Syr.	.787
2019	Coby White, UNC	.800
2020	Joseph Girard III, Syr.	• .894
2021	no qualifiers	
2022	Paolo Banchero, Duke	.729

• denotes led ACC
Bold denotes ACC Freshman Record

FRESHMAN TEAM LEADER - SCORING

1975	Skip Wise, Clem.	18.5
1978	Jeff Lamp, UVa	17.3
1982	Adrian Branch, Md.	15.2
1983	Johnny Dawkins, Duke	18.1
1983	Mark Price, Ga. Tech	20.3
1986	Rod Watson, WF	13.5
1989	Chris King, WF	14.4
1991	Rodney Rogers, WF	16.3
1994	Joe Smith, Md.	19.4
1995	Greg Buckner, Clem.	12.0
1996	Stephon Marbury, GT	18.9
1998	Dion Glover, GT	18.4
1998	Robert O'Kelley, WF	16.6
1998	Adam Harrington, NCS	11.6
2000	Joseph Forte, UNC	16.7
2003	Rashad McCants, UNC	17.0
2003	Chris Bosh, GT	15.6
2007	Brandon Costner, NCS	16.8
2007	Javaris Crittenton, GT	14.4
2008	J.J. Hickson, NCS	14.8
2008	James Johnson, WF	14.6
2009	Sylven Landesberg, UVa	16.2
2011	Travis McKie, WF	13.0
2011	CJ Leslie, NCS	11.0
2012	Ryan Anderson, BC	11.2
2012	Austin Rivers, Duke	15.5
2013	Olivier Hanlan, BC	15.4
2013	Marcus Georges-Hunt, GT	10.8
2014	Jabari Parker, Duke	19.1
2015	Jahlil Okafor, Duke	17.3
2015	Xavier Rathan-Mayes, FSU	14.9
2016	Dwayne Bacon, FSU	15.8
2017	Josh Okogie, GT	16.1
2017	Dennis Smith Jr., NCS	18.1
2018	Marvin Bagley III, Duke	21.0
2018	Lonnie Walker IV, Miami	11.5
2019	RJ Barrett, Duke	22.6
2019	Zion Williamson, Duke	22.6
2019	Xavier Johnson, Pitt	15.5
2020	Vernon Carey Jr., Duke	17.8
2020	Landers Nolley II, VT	15.5
2020	Jay Heath, BC	13.1
2020	Justin Champagnie, Pitt	12.7
2022	Paolo Banchero, Duke	17.2
2022	Blake Wesley, ND	14.4

FRESHMAN TEAM LEADER - REBOUNDING

1974	Tree Rollins, Clem.	12.2
1975	Marc Ivaroni, UVa	7.9
1975	Rod Griffin, WF	7.6
1977	Mike Gminski, Duke	10.7
1979	Buck Williams, Md.	10.8
1979	Guy Morgan, WF	6.3
1980	Ralph Sampson, UVa	11.2
1983	John Salley, GT	5.7
1983	Mark Alarie, Duke	6.5
1987	J.R. Reid, UNC	7.4
1987	Sam Ivy, WF	6.1
1989	Chris King, WF	6.1
1990	Malcolm Mackey, GT	7.5
1991	Rodney Rogers, WF	7.9
1992	Sharone Wright, Clem.	8.1
1994	Tim Duncan, WF	9.6
1994	Joe Smith, Md.	10.7
1995	Corey Louis, FSU	7.8
1995	Greg Buckner, Clem.	5.9
1996	Antawn Jamison, UNC	9.7
1998	Kenny Inge, NCS	7.4
1998	Niki Arinze, WF	6.1
1999	Chris Williams, UVa	7.5
2000	Carlos Boozer, Duke	6.3
2000	Travis Watson, UVa	8.3
2001	Chris Hobbs, Clem.	6.3
2001	Michael Joiner, FSU	6.0
2002	Ed Nelson, GT	6.9
2003	Chris Bosh, GT	9.0
2003	Shelden Williams, Duke	5.9
2007	Brandon Costner, NCS	7.3
2007	Dwayne Collins, Miami	6.5
2007	Trevor Booker, Clem.	6.4
2008	J.J. Hickson, NCS	8.5
2008	James Johnson, WF	8.1
2008	Jeff Allen, VT	7.6
2009	Solomon Alabi, FSU	5.6
2010	Jordan Williams, Md.	8.6
2011	Travis McKie, WF	7.3
2011	CJ Leslie, NCS	6.2
2012	Ryan Anderson, BC	7.4
2012	Dorian Finney-Smith, VT	7.0
2013	Robert Carter, Jr., GT	6.7
2014	Jabari Parker, Duke	8.7
2015	Jahlil Okafor, Duke	8.5
2016	Dwayne Bacon, FSU	5.8
2017	Jonathan Isaac, FSU	7.8
2018	Marvin Bagley III, Duke	11.1
2018	Oshae Brissett, Syr.	8.8
2019	Zion Williamson, Duke	8.9
2019	Jaylen Hoard, WF	7.6
2019	Au'Diese Toney, Pitt	5.6
2020	Vernon Carey Jr., Duke	8.8
2020	Justin Champagnie, Pitt	7.0
2022	Paolo Banchero, Duke	7.8

ACC FRESHMEN SCORING IN DOUBLE FIGURES

Year	BC	CU	DU	FS	GT	UL	MD	UM	NC	ST	ND	UP	SU	VA	VT	WF	ACC
2022	1	0	3	1	0	0		0	0	1	1	0	0	0	0	0	: 7
2021	0	0	2	1	0	1		0	1	0	0	0	0	0	0	0	: 5
2020	1	-	2	-	-	-		-	1	-	-	1	1	-	2	-	: 8
2019	1	-	3	-	-	-		-	1	-	-	2	-	-		1	: 8
2018	-	-	4	-	1	-		1	-	-	-	1	1	-	1	-	: 9
2017	1	-	2	1	1	-		1	-	1	-	-	-	-	-	-	: 7
2016	1	-	2	2	-	-		-	-	1	-	-	1	-	-	1	: 8
2015	-	-	3	1	-	-		-	1	-	-	-	-	-	1	-	: 6
2014	-	-	1	-	-		-	-	-	-	-	-	-	-	1	-	: 3
2013	2	-	1	-	1		-	-	-	1				-	-	-	: 5
2012	1	-	1	-	-		-	-	-	-				-	-	-	: 2
2011	-	-	1	-	-		1	-	1	1				1	-	2	: 7
2010	-	-	-	-	1		-	1	-	-				-	-	-	: 2
2009	-	-	-	-	1		-	-	-	-				1	-	1	: 3
2008	1	1	1	-	-		-	-	-	1				-	1	2	: 7
2007	-	1	1	-	2		-	-	3	1				-	-	-	: 8
2006	-	-	-	-	-		-	-	1	-				-	-	-	: 1
2005		1	-	-	-		-	1	-	-				1	-	-	: 3
2004		-	1	-			-		-					-		1	: 2
2003		-	1	-	1		-		3	-				-		1	: 6
2002		-	-	-	-		-		-	1				-		-	: 1
2001		1	-	-	-		-		-	-				-		-	: 1
2000		-	2	-	-		-		1	1				1		-	: 5
1999		-	1	-	1		-		1	1				2		1	: 7
1998		-	1	-	1		-		-	1				-		1	: 4

Year	BC	CU	DU	FS	GT	UL	MD	UM	NC	ST	ND	UP	SU	VA	VT	WF	ACC
1997		-	-	-	-		-		-	-				-		-	: 0
1996		1	-	-	1		-		1	-				1		-	: 4
1995		1	1	1	1		-		-	1				1		-	: 6
1994		-	-	1	-		2		1	-				1		-	: 5
1993		-	-	-	1		2		-	-				-		-	: 3
1992		2	-	1	2		-		-	1				2		-	: 8
1991		-	1		-		-		-	-				-		2	: 3
1990		-	-		1		-		-	-				-		-	: 1
1989		-	-		-		1		-	-				1		1	: 3
1988		-	-		1		1		-	1				-		-	: 3
1987		-	-		-		1		1	-				-		1	: 3
1986		-	-		1		-		-	1				-		1	: 3
1985		-	-		-		-		-	-				-		-	: 0
1984		-	-		1		-		-	-				-		-	: 1
1983		-	2		2		1		-	-				-		-	: 5
1982		-	-		-		1		1	-				-		-	: 2
1981		-	-		-		-		1	-				-		-	: 1
1980		-	-		-		-		1	-				1		-	: 2
1979		-	-				1		-	-				-		1	: 2
1978		-	1				2		-	1				2		-	: 6
1977		-	1				1		1	2				-		1	: 6
1976		-	1				1		-	-				-		-	: 2
1975		2	-				1		1	1				1		1	: 7
1974		1	-				-		1	-				-		1	: 3
1973		-	-				1		-	-				1		-	: 2

RECORDS BY CLASS

FRESHMAN

Scoring		
RJ Barrett, Duke	2019	22.6
Zion Williamson, Duke	2019	22.6
Rebounds		
Tree Rollins, Clem.	1974	12.2
Ralph Sampson, UVa	1980	11.2
FG Percentage		
Zion Williamson, Duke	2019	.680
Jahlil Okafor, Duke	2015	.664
FT Percentage		
J.J. Redick, Duke	2003	.919
Joseph Girard III, Syr.	2020	.894
Assists		
Kenny Anderson, GT	1990	8.1
Bobby Hurley, Duke	1990	7.6
Steals		
Chris Paul, WF	2004	2.7
Johnny Rhodes, Md.	1993	2.5
Blocked Shots		
Ralph Sampson, UVa	1980	4.6
Alvin Jones, GT	1998	4.3

SOPHOMORE

Scoring		
Kenny Carr, NCS	1976	26.6
Lennie Rosenbluth, UNC	1955	25.5
Rebounds		
Billy Cunningham, UNC	1963	16.1
Tom Burleson, NCS	1972	14.0
FG Percentage		
Dale Davis, Clem.	1989	.670
Bobby Jones, UNC	1972	.668
FT Percentage		
J.J. Redick, Duke	2004	.953
Marcquise Reed, Clem.	2017	.906
Assists		
Kendall Marshall, UNC	2012	9.8
Chris Corchiani, NCS	1989	8.6
Steals		
Kenny Anderson, GT	1991	3.0
Tyrone Bogues, WF	1985	2.9
Blocked Shots		
Tree Rollins, Clem.	1975	4.3
Tim Duncan, WF	1995	4.2

JUNIOR

Scoring		
Buzzy Wilkinson, UVa	1954	30.1
Dennis Scott, GT	1990	27.7
Rebounds		
Ronnie Shavlik, NCS	1955	18.1
Lee Collins, USC	1955	16.1
FG Percentage		
Brendan Haywood, UNC	2000	.697
Carlos Boozer, Duke	2002	.665
FT Percentage		
J.J. Redick, Duke	2004	.938
Greg McClinton, UM	2008	.919
Assists		
Tyrone Bogues. WF	1986	8.4
Steve Blake, Md.	2002	7.9
Steals		
Chris Corchiani, NCS	1990	3.2
Tyrone Bogues, WF	1986	3.1
Blocked Shots		
Derrick Lewis, Md.	1987	4.3
Tree Rollins, Clem.	1976	4.2

SENIOR

Scoring		
Buzzy Wilkinson, UVa	1955	32.1
Grady Wallace, USC	1957	31.2
Rebounds		
Ronnie Shavlik, NCS	1956	19.5
Dickie Hemric, WF	1955	19.0
FG Percentage		
Horace Grant, Clem.	1987	.656
Brad Daugherty, UNC	1986	.648
FT Percentage		
Shawan Robinson, Clem.	2006	.913
Shammond Williams, UNC	1998	.911
Assists		
Chris Corchiani, NCS	1991	9.6
Tyrone Bogues, WF	1987	9.5
Steals		
Johnny Rhodes, Md.	1996	3.7
Dudley Bradley, UNC	1979	3.3
Blocked Shots		
Cedric Lewis, Md.	1991	5.1
Tree Rollins, Clem.	1977	3.9

BOSTON COLLEGE

Year	Name	G	MIN	FG	FGA	PCT	3PT	3PA	PCT	FT	FTA	PCT	OR	TR	AVG	AST	TO	PF	ST	BK	PTS	AVG
2011-12	Abdo, Salah	5	11	0	0	.000	0	0	.000	0	2	.000	0	0	0.0	0	0	1	0	0	0	0.0
2011-14	Anderson, Ryan	94	2943	456	976	.467	30	113	.265	340	498	.683	210	716	7.6	125	172	165	60	53	1282	13.6
2020-22	Ashton-Langford, Makai	48	1532	190	472	.403	53	191	.277	106	146	.726	28	179	3.8	159	95	137	75	11	539	11.2
2020-22	Atiyeh, Abe	5	7	0	0	.000	0	0	.000	1	2	.500	0	0	0.0	0	0	0	1	0	1	0.2
2017-19	Baker, Vin Jr.	41	289	24	75	.320	10	53	.189	15	20	.750	11	39	0.9	9	22	29	7	3	70	1.7
2015-16	Barnes-Thompkins, Sammy	27	457	53	137	.387	31	79	.392	12	21	.571	6	43	1.6	18	25	58	16	5	149	5.5
2015-16	Barros, Jordan	2	7	1	2	.500	1	2	.500	0	0	.000	0	1	0.5	0	0	0	0	0	3	1.5
2014-15	Batten, Dmitri	32	819	80	175	.457	29	77	.377	43	69	.623	12	89	2.8	39	42	91	34	6	232	7.3
2021-22	Bickerstaff, T.J.	27	665	60	153	.392	9	31	.290	48	73	.658	67	195	7.2	39	31	56	20	15	177	6.5
2006-08	Blair, Tyrelle	61	1190	73	177	.412	0	0	.000	89	136	.654	79	236	3.9	27	70	153	14	167	235	3.9
2017-19	Bohuny, Mac	3	2	0	0	.000	0	0	.000	0	0	.000	0	0	0.0	1	0	0	0	0	0	0.0
2016-19	Bowman, Ky	98	3476	576	1331	.433	221	570	.388	288	378	.762	80	602	6.1	382	295	250	131	34	1661	16.9
2014-15	Brown, Aaron	32	1086	158	384	.411	60	190	.316	98	143	.685	15	99	3.1	64	70	65	19	1	474	14.8
2010-12	Cahill, John	54	735	35	79	.443	29	64	.453	15	19	.789	11	66	1.2	20	15	39	22	5	114	2.1
2011-15	Carney, John Cain	47	240	8	22	.364	1	4	.250	0	3	.000	13	44	0.9	5	8	28	6	2	17	0.4
2015-16	Carter, Eli	31	1034	174	469	.371	64	229	.279	83	106	.783	11	121	3.9	125	107	59	37	7	495	16.0
2011-15	Caudill, K.C.	58	477	39	77	.506	0	1	.000	27	43	.628	21	70	1.2	26	40	81	2	8	105	1.8
2016-19	Chatman, Jordan	93	3005	338	840	.402	202	523	.386	190	219	.868	40	229	2.4	143	104	161	50	12	1068	11.5
2011-16	Clifford, Dennis	125	2934	336	669	.503	8	31	.258	209	320	.655	181	651	5.2	118	212	308	44	128	889	7.1
2011-12	Daniels, Jordan	31	770	70	202	.347	37	110	.336	21	28	.750	10	50	1.6	80	62	51	23	4	198	6.3
2015-16	Diallo, Idy	31	302	26	44	.591	0	0	.000	1	14	.071	14	60	1.9	5	22	65	2	1	53	1.7
2016-20	DiLuccio, Matt	9	11	0	1	.000	0	0	.000	0	0	.000	0	0	0.0	0	1	2	1	0	0	0.0
2013-15	Donahue, Sam	19	21	2	14	.143	1	12	.083	0	0	.000	3	4	0.2	2	0	3	0	0	5	0.3
2013-15	Dragicevich, Alex	45	501	38	92	.413	24	66	.364	16	23	.000	7	47	1.0	22	21	36	16	14	116	2.6
2005-07	Dudley, Jared	66	2492	393	748	.525	72	182	.396	313	432	.725	187	487	7.4	205	148	123	83	22	1171	17.7
2005-06	Dunlap, Ted	9	18	5	8	.625	1	4	.250	2	3	.667	2	6	0.7	0	1	0	2	0	13	1.4
2007-11	Dunn, Cortney	80	890	31	70	.443	0	0	.000	20	41	.488	35	132	1.7	13	22	114	7	41	82	1.0
2008-11	Elmore, Dallas	77	1074	78	187	.417	13	52	.250	63	82	.768	32	106	1.4	45	66	88	31	16	232	3.0
2019-21	Felder, CJ	50	1164	135	303	.446	27	101	.267	63	101	.624	63	234	4.7	37	67	120	35	55	360	7.2
2021-22	Galloway, Brevin	25	620	72	234	.308	44	172	.256	20	26	.769	2	37	1.5	36	31	33	28	4	208	8.3
2015-19	Gehan, Gordon	17	30	4	8	.500	0	2	.000	1	3	.333	2	3	0.2	0	0	0	0	0	9	0.5
2015-17	Ghebrimichael, Aser	4	9	1	1	1.000	1	1	1.000	0	0	.000	0	2	0.5	0	0	2	0	0	3	0.8
2016-17	Graves, Ty	11	207	19	50	.380	12	33	.364	3	5	.600	0	10	0.9	18	18	15	0	2	53	4.8
2018-20	Hamilton, Jairus	54	1242	145	348	.417	45	156	.288	60	85	.706	60	222	4.1	45	89	117	20	9	395	7.3
2018-20	Hamilton, Jared	45	1117	119	285	.418	24	95	.253	51	76	.671	38	104	2.3	33	34	64	36	9	313	7.0
2012-15	Hanlon, Olivier	97	3493	564	1246	.453	176	487	.361	421	541	.778	62	382	3.9	303	236	216	104	5	1725	17.8
2017-18	Hawkins, Deontae	8	225	39	84	.464	8	23	.348	13	16	.813	21	73	9.1	8	18	21	2	2	99	12.4
2005-07	Haynes, Marquez	65	906	75	183	.410	22	75	.293	31	54	.574	17	68	1.0	88	54	59	21	9	203	3.1
2019-21	Heath, Jay	50	1669	252	605	.417	107	293	.365	71	114	.623	32	163	3.3	100	108	105	55	5	682	13.6
2011-15	Heckmann, Patrick	118	2691	290	632	.459	109	320	.341	214	281	.762	76	352	3.0	197	194	276	90	31	903	7.7
2018-20	Herren, Jr., Chris	49	639	58	176	.330	32	100	.320	11	20	.550	19	66	1.4	25	35	59	17	6	159	3.2
2015-16	Hicks, Darryl	24	349	27	78	.346	12	41	.293	3	7	.429	10	26	1.1	19	23	27	11	2	69	2.9
2005-06	Hinnant, Louis	36	1176	90	186	.484	43	100	.430	47	68	.691	20	99	2.8	167	74	61	31	10	270	7.5
2017-21	Holtze, Sam	13	21	3	4	.750	2	2	1.000	2	2	1.000	0	1	0.1	1	3	3	2	0	10	0.8
2011-12	Humphrey, Matt	31	937	108	309	.350	55	176	.313	49	80	.613	21	104	3.4	50	61	56	34	10	320	10.3
2017-21	Jackowitz, Will	11	21	0	3	.000	0	2	.000	2	4	.500	0	3	0.5	0	2	2	0	0	2	0.3
2011-15	Jackson, Lonnie	96	2525	224	581	.386	175	458	.382	125	159	.786	48	234	2.4	166	136	210	80	29	748	7.8
2008-11	Jackson, Reggie	99	2775	455	979	.465	121	345	.351	223	296	.753	135	433	4.4	350	203	172	83	46	1254	12.7
2012-14	Jacobs, Drew	12	24	1	3	.333	0	1	.000	0	0	.000	1	3	0.3	0	3	4	1	0	2	0.2
2016-17	Jeffers, Mo	32	651	74	150	.493	0	0	.000	29	53	.547	62	179	5.6	16	45	89	12	17	177	5.5
2021-22	Jones, Kanye	30	292	19	72	.264	10	41	.244	7	12	.583	2	22	0.7	5	20	21	6	0	55	1.8
2006-08	Kaba, Daye	16	39	5	12	.417	3	7	.429	3	4	.750	3	7	0.4	4	2	2	1	1	16	1.0
2020-22	Karnick, James	47	1042	166	315	.527	14	53	.262	71	96	.740	102	253	5.4	33	56	114	25	18	417	8.8
2020-21	Kelly, Rich	16	406	61	143	.427	32	86	.372	22	27	.815	4	27	1.7	38	31	34	15	1	176	11.0
2019-22	Kenny, Andrew	26	118	7	27	.259	6	21	.285	3	4	.750	1	21	0.8	4	5	7	1	2	23	0.9
2011-12	Kilcullen, Ryan	8	9	0	0	.000	0	0	.000	2	2	1.000	0	2	0.3	0	1	1	0	0	2	0.3
2010-11	Kowalski, Chris	15	41	1	9	.111	0	4	.000	0	4	.000	2	7	0.4	0	1	4	3	1	2	0.1
2017-21	Kraljevic, Lucas	78	564	34	87	.391	5	20	.250	19	37	.514	28	93	1.2	31	58	131	12	22	92	1.2
2020-22	Langford, DeMarr	50	1569	179	402	.445	11	43	.256	114	164	.695	75	231	4.6	98	84	64	55	16	483	9.6
2013-15	Magarity, Will	52	661	60	136	.441	12	41	.293	28	47	.596	47	104	2.0	24	39	108	15	17	160	3.1
2005-07	Marshall, Sean	69	2098	331	756	.438	97	268	.362	127	195	.651	124	288	4.2	145	141	132	69	19	886	12.8
2005-07	McLain, Akida	31	359	47	93	.505	0	5	.000	31	43	.721	37	82	2.6	9	17	56	13	10	125	4.0
2015-19	Meznieks, Ervins	55	706	44	134	.328	29	99	.296	15	25	.600	19	79	1.4	36	32	76	19	4	132	2.4
2015-16	Milon, Matt	30	499	55	119	.462	39	79	.494	14	14	1.000	10	41	1.4	16	26	32	8	2	163	5.4
2017-21	Mitchell, Steffon	108	3448	232	531	.437	55	206	.267	210	371	.566	304	879	8.1	255	129	223	159	113	729	6.8
2008-11	Mosakowski, Nick	19	38	2	20	.100	1	8	.125	0	0	.000	1	3	0.2	2	2	4	1	0	5	0.3
2010-12	Moton, Gabe	63	957	61	152	.401	26	83	.313	19	34	.559	19	92	1.4	63	58	107	30	4	167	2.7
2005-06	Neisler, Evan	7	23	4	9	.444	0	0	.000	2	2	1.000	3	4	0.6	0	3	4	1	1	10	1.4
2005-07	Neville, Tyle	19	36	5	13	.385	0	2	.000	3	9	.333	1	6	0.3	5	4	7	1	1	13	0.7
2019-22	Noel, Jonathan	8	3	0	1	.000	0	0	.000	0	2	.000	0	1	0.2	1	0	2	0	0	0	0.0
2005-08	Oates, John	98	1819	142	346	.410	65	186	.349	54	73	.740	65	307	3.1	77	84	223	34	65	403	4.1
2011-15	Odio, Eddie	117	1858	131	288	.455	32	109	.294	57	92	.620	96	303	2.6	70	75	234	41	60	351	3.0
2013-17	Owens, Garland	122	1985	168	355	.473	28	92	.304	63	104	.606	108	287	2.4	94	93	243	31	24	427	3.5
2007-11	Paris, Biko	129	2962	260	633	.411	112	301	.372	151	211	.716	47	217	1.7	391	242	145	88	6	783	6.1
2020-22	Pemberton, Quinn	8	20	0	3	.000	0	1	.000	1	2	.500	0	1	0.1	2	2	4	0	0	1	0.1
2012-16	Perpiglia, Steve	34	66	4	15	.267	1	8	.125	0	1	.000	2	6	0.2	7	8	4	2	0	9	0.3
2016-20	Popovic, Nik	112	2650	459	926	.496	36	130	.277	187	274	.682	214	622	5.5	119	194	276	53	68	1141	10.2
2021-22	Post, Quinten	31	665	116	231	.502	11	32	.344	49	68	.721	64	166	5.4	22	50	81	19	31	292	9.4
2012-14	Rahon, Joe	65	2243	204	508	.402	94	268	.351	119	165	.721	34	217	3.3	226	125	116	57	8	621	9.6
2007-11	Raji, Corey	126	3228	518	991	.523	49	161	.304	227	350	.649	347	724	5.7	162	122	249	81	15	1312	10.4
2008-10	Ravenel, Evan	39	407	40	91	.440	0	0	.000	30	45	.667	30	80	2.1	15	27	77	4	17	110	2.8
2009-12	Rehnquist, Peter	24	41	6	14	.429	0	2	.000	0	0	.000	2	7	0.3	2	4	5	0	1	12	0.5
2015-19	Reyes, Johncarlos	91	726	90	161	.559	0	0	.000	19	45	.422	56	154	1.7	12	45	122	12	29	199	2.2
2005-09	Rice, Tyrese	132	4202	648	1492	.434	247	699	.353	556	674	.825	80	387	2.9	594	415	252	161	28	2099	15.9
2019-20	Rishwain, Julian	30	448	38	121	.314	30	90	.333	14	24	.583	5	58	1.9	28	36	42	19	3	120	4.0
2015-18	Robinson, Jerome	90	3118	562	1249	.450	159	423	.376	308	408	.755	46	343	3.8	294	259	226	117	24	1591	17.7
2006-10	Roche, Tyler	109	1722	164	386	.425	88	241	.365	41	64	.641	61	207	1.9	92	66	108	28	32	457	4.2
2010-14	Rubin, Danny	90	832	58	159	.365	50	128	.391	10	15	.667	19	77	0.9	26	27	63	13	7	176	2.0
2016-17	Sagay, Mike	15	67	11	29	.379	4	7	.571	4	10	.400	3	14	0.9	0	7	6	2	1	30	2.0
2007-10	Sanders, Rakim	88	2442	397	914	.434	126	363	.347	128	210	.610	127	377	4.3	154	204	214	109	51	1048	11.9
2020-22	Scott, Frederick	14	195	22	62	.355	10	29	.345	11	22	.500	7	42	3.0	6	20	23	6	2	65	4.6
2005-06	Smith, Craig	36	1305	243	424	.573	1	12	.083	146	227	.643	112	339	9.4	109	89	107	44	29	633	17.6
2007-11	Southern, Josh	118	2189	247	474	.521	0	0	.000	176	260	.677	158	465	3.9	113	127	303	40	61	670	5.7
2006-08	Spears, Shamari	59	1421	180	348	.517	0	2	.000	129	176	.733	135	315	5.3	56	103	133	33	14	489	8.3
2018-21	Tabbs, Wynston	27	796	125	294	.425	45	124	.363	74	91	.813	8	91	3.4	62	57	59	22	4	369	13.7
2016-17	Tava, Connar	32	809	65	136	.478	6	31	.194	53	80	.663	46	174	5.4	67	70	84	22	10	189	5.9
2021-22	Thompson, Gianni	19	144	9	28	.321	4	12	.333	3	5	.600	4	19	1.0	2	8	12	2	4	25	1.3
2019-20	Thornton, Derryck	29	912	124	330	.376	31	118	.263	88	112	.786	12	82	2.8	99	97	62	32	5	367	12.7
2008-11	Trapani, Joe	98	2895	484	1123	.431	153	428	.357	262	346	.757	182	652	6.7	150	172	214	71	82	1383	14.1
2015-17	Turner, A.J.	59	1730	151	389	.388	74	227	.326	51	75	.680	30	202	3.4	138	53	86	44	17	427	7.2
2020-22	Vander Baan, Justin	21	102	5	11	.455	0	4	.000	12	16	.750	7	23	1.1	2	7	15	3	3	22	1.0
2012-13	VanNest, Andrew	25	272	29	69	.420	8	32	.250	15	19	.789	13	45	1.8	10	16	38	5	2	81	3.2
2011-12	Visockus, Deirunas	7	40	0	6	.000	0	3	.000	3	4	.750	0	3	0.4	3	3	4	1	0	3	0.4
2019-21	Williams, Kamari	40	466	37	109	.339	20	76	.263	7	11	.636	22	39	0.9	11	18	21	9	5	101	2.5
2005-07	Williams, Sean	42	950	95	173	.549	0	0	.000	75	117	.641	67	196	4.7	28	59	128	35	130	265	6.3
2017-19	Wilson, Avery	20	77	9	19	.474	2	5	.400	3	10	.300	1	6	0.3	4	11	6	6	1	23	1.2
2021-22	Zachery, Jaeden	33	1134	120	259	.463	52	109	.477	52	73	.712	18	106	3.2	90	67	77	57	6	344	10.4

CLEMSON

Year	Name	G	MIN	FG	FGA	PCT	3PT	3PA	PCT	FT	FTA	PCT	OR	TR	AVG	AST	TO	PF	ST	BK	PTS	AVG
1974-78	Abraham, Colon	106	1810	446	832	.536	0	0	.000	169	227	.744	0	309	2.9	100	108	164	52	6	1061	10.0
2013-15	Ajukwa, Austin	55	551	53	143	.371	20	61	.328	25	40	.625	23	80	1.5	18	29	71	28	8	151	2.7
2002-06	Akingbala, Akin	105	1922	284	483	.588	1	2	.500	152	284	.535	207	539	5.1	58	155	231	72	92	721	6.9
2001-06	Allen, Steve	76	570	57	110	.518	0	0	.000	29	67	.433	61	137	1.8	9	52	102	13	35	143	1.9
1997-01	Allenspach, Adam	117	2089	272	580	.469	0	9	.000	190	270	.704	188	488	4.2	44	119	238	31	59	734	6.3
1991-92	Amestoy, Ryan	21	209	27	61	.443	14	30	.467	13	17	.765	8	23	1.1	9	14	18	7	0	81	3.9
1975-78	Anderson, Lea	16	25	6	11	.545	0	0	.000	4	8	.500	0	3	0.2	1	10	6	0	0	16	1.0
2007-11	Anderson, Zavier	56	350	17	40	.425	3	6	.500	10	25	.400	12	49	0.9	44	46	48	26	9	45	0.8
1970-73	Angel, David	78	0	317	657	.482	0	0	.000	311	450	.691	0	607	7.8	27	0	289	0	0	945	12.1
1963-66	Antoncic, Rudy	31	0	21	63	.333	0	0	.000	24	40	.600	0	34	1.1	0	0	23	0	0	66	2.1
1964-67	Ayers, Walt	66	0	89	225	.396	0	0	.000	78	150	.520	0	146	2.2	0	0	123	0	0	256	3.9
1964-67	Ayoob, Joe	69	0	102	258	.395	0	0	.000	102	137	.745	0	186	2.7	0	0	152	0	0	306	4.4
2001-05	Babalola, Olu	108	2127	225	604	.373	64	226	.283	180	258	.698	152	363	3.4	120	187	227	104	27	694	6.4
2008-12	Baciu, Catalin	75	493	79	145	.545	0	0	.000	26	52	.500	55	127	1.7	7	36	63	14	23	184	2.5
2019-21	Baehre, Jonathan	26	431	36	94	.383	8	31	.258	23	27	.852	25	88	3.4	20	23	32	9	14	103	4.0
1999-01	Bains, Pasha	51	713	95	233	.408	44	129	.341	32	48	.667	27	69	1.4	37	37	59	8	1	266	5.2
2007-11	Baize, Jonah	24	40	2	5	.400	2	2	1.000	0	0	.000	0	6	0.3	2	6	1	0	0	6	0.3
1954-55	Bauman, Dave	2	0	1	1	1.000	0	0	.000	1	1	1.000	0	5	2.5	0	0	0	0	0	3	1.5
1981-83	Belich, Milan	33	310	44	103	.427	4	10	.400	20	28	.714	10	27	0.8	31	15	47	12	0	112	3.4
1963-66	Benedict, Buddy	62	0	125	324	.386	0	0	.000	113	180	.628	0	135	2.2	0	0	163	0	0	363	5.9
1959-62	Benson, Bob	63	0	68	171	.398	0	0	.000	33	53	.623	0	93	1.5	0	0	64	0	0	169	2.7
1958-59	Berry, Connie	13	0	5	29	.172	0	0	.000	12	25	.480	0	25	1.9	0	0	20	0	0	22	1.7
1985-87	Best, Michael	21	276	51	128	.398	0	0	.000	15	22	.682	16	38	1.8	35	26	35	19	6	117	5.6
1973-75	Bethea, Jo Jo	53	0	108	246	.439	0	0	.000	45	71	.634	0	78	1.5	114	0	158	0	0	261	4.9
2002-04	Betko, Julian	29	279	19	51	.373	11	36	.306	5	9	.556	7	23	0.8	15	22	46	11	0	54	1.9
1960-61	Bird, Speight	7	0	4	8	.500	0	0	.000	1	2	.500	0	8	1.1	0	0	5	0	0	9	1.3
1984-85	Blackman, Anthony	8	31	8	16	.500	0	0	.000	9	13	.692	1	3	0.4	6	3	8	3	0	25	3.1
1983-84	Bleynat, Ed	5	9	1	1	1.000	0	0	.000	1	5	.200	1	2	0.4	1	1	2	0	0	3	0.6
2013-17	Blossomgame, Jaron	128	3924	627	1286	.488	96	304	.316	383	529	.724	242	831	6.5	141	190	211	83	95	1733	13.5
2021-22	Bohannon, Naz	33	701	82	156	.526	1	2	.500	24	35	.686	47	134	4.1	56	40	43	14	3	189	5.7
1961-64	Bohonak, Mike	76	0	217	550	.395	0	0	.000	50	77	.649	0	365	4.8	0	0	155	0	0	484	6.4
1959-61	Bonzulak, Bill	11	0	9	21	.429	0	0	.000	0	0	.000	0	7	0.6	0	0	8	0	0	18	1.6
2009-13	Booker, Devin	128	3189	445	897	.496	22	80	.275	242	368	.658	267	728	5.7	99	199	291	80	83	1154	9.0
2006-10	Booker, Trevor	134	3808	687	1228	.559	23	71	.324	328	526	.624	400	1060	7.9	224	260	302	144	250	1725	12.9
1987-88	Boozer, Chris	5	14	1	8	.125	0	3	.000	1	2	.500	1	5	1.0	3	1	1	0	0	3	0.6
1990-94	Bovain, Andre	109	2778	391	894	.437	107	328	.326	102	179	.570	148	411	3.8	252	204	225	151	13	991	9.1
1998-01	Braddick, Dustin	77	1272	116	252	.460	9	26	.346	69	110	.627	114	266	3.5	90	86	137	37	4	310	4.0
1961-64	Brennan, Jim	76	0	486	1145	.424	0	0	.000	345	423	.816	0	267	3.5	0	0	172	0	0	1317	17.3
1955-58	Brinkley, Ed	74	0	273	657	.416	0	0	.000	187	245	.763	0	520	7.0	0	0	214	0	0	733	9.9
1987-91	Brown, Colby	85	757	95	220	.432	17	51	.333	35	49	.714	62	159	1.9	31	70	97	23	31	242	2.8
1973-77	Brown, David	84	1312	238	491	.485	0	0	.000	125	161	.776	0	373	4.4	103	81	175	53	28	601	7.2
1992-94	Brown, Jeff	55	1303	163	402	.405	82	218	.376	75	101	.743	65	161	2.9	107	104	95	45	4	483	8.8
1971-73	Brown, Jive	46	0	80	208	.385	0	0	.000	38	51	.745	0	99	2.2	14	0	77	0	0	198	4.3
1986-87	Brown, Michael	27	519	83	191	.435	34	76	.447	37	50	.740	26	79	2.9	16	31	37	5	3	237	8.8
1971-73	Browning, Mike	51	0	197	436	.452	0	0	.000	129	192	.672	0	311	6.1	28	0	139	0	0	523	10.3
1987-91	Bruce, Donnel	66	871	117	285	.411	34	109	.312	32	50	.640	40	109	1.7	53	56	58	25	4	300	4.5
1989-94	Buckingham, Wayne	90	1077	117	261	.448	0	1	.000	68	126	.540	91	245	2.7	36	101	171	48	23	302	3.4
1994-98	Buckner, Greg	122	3954	679	1346	.504	50	181	.276	346	520	.665	182	592	4.9	252	186	312	179	40	1754	14.4
1994-95	Budde, Ron	3	4	0	0	.000	0	0	.000	0	0	.000	0	0	0.0	0	0	0	0	0	0	0.0
1990-92	Burks, Eric	50	1301	153	337	.454	52	168	.310	50	80	.625	31	116	2.3	143	123	97	44	6	408	8.2
1961-64	Burnisky, Gary	75	0	295	666	.443	0	0	.000	145	171	.848	0	399	5.3	0	0	120	0	0	735	9.8
1973-76	Butchko, Andy	19	62	10	30	.333	0	0	.000	12	18	.667	0	22	1.2	11	8	14	1	1	32	1.7
1980-84	Bynum, Clarke	92	1462	184	411	.448	2	10	.200	94	129	.729	81	196	2.1	179	101	168	48	7	464	5.0
1984-85	Bynum, Edward	9	22	3	7	.429	0	0	.000	4	12	.333	3	9	1.0	4	3	0	2	0	10	1.1
1955-58	Cameron, Tom	68	0	269	762	.353	0	0	.000	158	241	.656	0	135	2.0	0	0	183	0	0	696	10.2
1986-90	Campbell, Elden	123	3194	754	1342	.562	3	10	.300	369	576	.641	270	836	6.8	113	269	352	135	334	1880	15.3
1977-80	Campbell, John	84	1713	283	501	.565	0	0	.000	178	312	.571	98	511	6.1	64	159	223	47	126	744	8.9
1980-84	Campbell, Marc	106	2051	242	502	.482	37	73	.507	126	166	.759	31	171	1.6	364	162	197	81	11	647	6.1
1972-74	Capehart, Tim	25	0	36	89	.404	0	0	.000	15	27	.556	0	30	1.2	31	0	47	0	0	87	3.5
1990-91	Cardoni, Doug	3	5	0	2	.000	0	1	.000	2	2	1.000	0	0	0.0	0	1	0	0	0	2	0.7
1957-60	Carver, Don	69	0	200	550	.364	0	0	.000	53	91	.582	0	311	4.5	0	0	184	0	0	453	6.6
1988-90	Cash, Marion	64	1916	172	387	.444	9	38	.237	137	216	.634	45	184	2.9	335	211	169	102	8	490	7.7
1964-67	Channell, Hank	69	0	147	306	.480	0	0	.000	65	125	.520	0	219	3.2	0	0	104	0	0	359	5.2
1994-97	Chester, Brian	17	50	3	11	.273	1	5	.200	8	12	.667	0	11	0.6	5	7	6	3	0	15	0.9
2001-04	Christie, Chey	86	2100	256	650	.394	67	231	.290	156	234	.667	83	192	2.2	155	158	133	89	13	735	8.5
1995-99	Christie, Tony	115	2258	257	596	.431	106	315	.337	113	213	.531	82	223	1.9	129	122	174	60	38	733	6.4
1957-60	Clarke, Frank	30	0	13	33	.394	0	0	.000	15	21	.714	0	54	1.8	0	0	41	0	0	41	1.4
2000-02	Clifton, Dwon	61	839	77	225	.342	30	109	.275	33	73	.452	59	135	2.2	54	45	85	43	3	217	3.6
1968-71	Coakley, John	73	0	122	331	.369	0	0	.000	94	155	.606	0	139	1.9	0	0	130	0	0	338	4.6
1993-97	Code, Merl	97	2585	286	714	.401	125	371	.337	235	287	.819	75	279	2.9	264	188	189	118	8	932	9.6
1963-66	Cohn, Sam	17	0	6	23	.261	0	0	.000	5	10	.500	0	14	0.8	0	0	16	0	0	17	1.0
2011-14	Coleman, Devin	32	329	42	105	.400	12	42	.286	15	19	.789	3	40	1.3	12	16	17	12	2	111	3.5
1975-79	Coles, Greg	100	1748	316	646	.489	0	0	.000	175	263	.665	19	209	2.1	152	138	168	104	12	807	8.1
2021-22	Collins, David	32	925	115	225	.511	19	50	.380	79	132	.598	36	222	6.9	75	60	91	50	6	328	10.3
1972-74	Conant, Scott	19	0	21	53	.396	0	0	.000	7	14	.500	0	39	2.1	11	0	38	0	0	49	2.6
1976-80	Conrad, Bobby	116	2217	169	376	.449	0	0	.000	204	285	.716	28	172	1.5	402	227	258	141	14	542	4.7
1970-72	Cooley, Joe	24	0	12	25	.480	0	0	.000	12	20	.600	0	22	0.9	0	0	17	0	0	36	1.5
1987-88	Cooper, Gary	1	1	0	0	.000	0	0	.000	0	0	.000	0	0	0.0	0	0	0	0	0	0	0.0
1983-86	Corbit, Glenn	66	1437	280	590	.475	0	0	.000	106	163	.650	80	193	2.9	109	125	108	53	16	666	10.1
1964-66	Corcoran, Tom	10	11	5	13	.385	0	0	.000	1	3	.333	0	9	0.9	0	0	7	0	0	11	1.1
1985-87	Couch, Chris	15	61	4	15	.267	1	5	.200	0	3	.000	3	9	0.6	6	6	4	1	1	9	0.6
1963-65	Cox, Ronnie	22	0	13	38	.342	0	0	.000	7	12	.583	0	16	0.7	0	0	14	0	0	33	1.5
1999-00	Crocker, Michael	5	6	0	2	.000	0	0	.000	0	0	.000	1	1	0.2	0	0	0	2	1	0	0.0
1972-75	Croft, Wayne	78	0	245	535	.458	0	0	.000	125	180	.694	0	514	6.6	101	0	214	0	8	615	7.9
1953-55	Crosland, Ben	30	0	9	30	.300	0	0	.000	7	17	.412	0	21	0.7	0	0	39	0	0	25	0.8
1966-68	Danko, Danny	22	0	17	48	.354	0	0	.000	13	27	.481	0	37	1.7	0	0	25	0	0	47	2.1
1987-91	Davis, Dale	121	3498	633	1076	.588	0	0	.000	384	651	.590	485	1216	10.0	84	189	348	106	210	1650	13.6
1973-74	Davis, Kenny	3	0	1	1	1.000	0	0	.000	0	0	.000	0	1	0.3	0	0	0	0	0	2	0.7
2015-19	Davis, Lyles	22	30	2	8	.250	1	4	.250	0	4	.000	0	6	0.4	5	2	3	3	0	5	0.2
2019-22	Dawes, Al-Amir	88	2518	287	716	.401	175	471	.372	118	147	.803	19	230	2.6	196	171	120	91	6	867	9.9
1956-57	De Berry, Fred	1	0	1	6	.167	0	0	.000	0	1	.000	0	2	2.0	0	0	2	0	0	2	2.0
1966-68	Demsey, Dave	35	0	37	112	.330	0	0	.000	23	43	.535	0	72	2.1	0	0	42	0	0	97	2.8
2014-18	DeVoe, Gabe	118	2762	328	829	.396	169	489	.346	111	153	.725	69	362	3.1	188	154	194	95	26	936	8.3
1975-79	Dickerson, Marvin	105	1610	197	406	.485	0	0	.000	114	183	.623	43	371	3.5	90	165	227	53	23	508	4.8
1972-73	DiPasquale, Ron	19	0	16	38	.421	0	0	.000	15	26	.577	0	24	1.3	42	0	29	0	0	47	2.5
2013-14	Djambo, Ibrahim	32	294	21	66	.318	10	42	.238	8	12	.667	14	44	1.4	4	14	42		6	60	1.9
2013-17	Djitte, Sidy	127	1854	174	327	.532	1	2	.500	125	203	.616	264	596	4.7	36	105	303	60	73	474	3.7
1979-82	Dodds, Chris	83	1636	235	452	.520	0	0	.000	147	189	.778	9	72	0.9	325	172	105	72	5	617	7.4
2017-18	Donnal, Mark	34	425	46	88	.523	20	42	.476	14	19	.737	17	55	1.6	10	14	60	7	10	126	3.7
1998-03	Douglas, Jermel	41	86	10	30	.333	3	9	.333	7	12	.583	4	15	0.4	6	9	11	3	0	30	0.7
1987-88	Duncan, Chris	12	223	24	70	.343	15	44	.341	8	15	.533	2	34	2.8	28	19	21	12	2	71	5.9
1966-69	Eckard, Curt	58	0	112	254	.441	0	0	.000	75	141	.532	0	206	3.6	0	0	134	0	0	299	5.2
1980-84	Eppley, Mike	69	1381	102	234	.436	10	28	.357	65	84	.774	16	83	1.2	268	160	122	50	0	279	4.0
1992-93	Everett, Scott	1	3	0	0	.000	0	0	.000	4	5	.800	0	0	0.0	0	1	0	0	0	4	4.0
1967-69	Faer, Mike	33	0	20	62	.323	0	0	.000	9	15	.600	0	22	0.7	0	0	38	0	0	49	1.5
1970-71	Fenwick, Ron	6	0	7	20	.350	0	0	.000	2	4	.500	0	11	1.8	0	0	5	0	0	16	2.7
2011-14	Fields, Carson	30	72	5	19	.263	0	6	.000	1	4	.250	3	8	0.3	4	3	7	2	0	11	0.4
2016-18	Fields, Isaac	7	12	1	3	.333	0	1	.000	0	0	.000	0	1	0.1	0	0	0	0	0	2	0.3

2012-14	Filer, Adonis	66	1130	106	300	.353	39	128	.305	81	114	.711	34	119	1.8	89	83	108	46	2	332	5.0
1956-57	Fisher, Bob	3	0	5	14	.357	0	0	.000	1	3	.333	0	7	2.3	0	0	2	0	0	9	3.0
2001-05	Ford, Sharrod	118	2823	449	832	.540	0	5	.000	256	449	.570	309	762	6.5	71	222	314	61	177	1154	9.8
1988-90	Forrest, Derrick	65	1888	257	549	.468	64	203	.315	83	157	.529	96	227	3.5	160	127	133	105	55	661	10.2
2021-22	Foster, Devin	6	8	0	1	.000	0	1	.000	0	0	.000	0	1	0.2	0	2	0	0	0	0	0.0
1970-71	Foster, Dickie	76	0	188	419	.449	0	0	.000	169	290	.583	0	471	6.2	0	0	234	0	0	545	7.2
2018-22	Fox, Parker	22	35	5	9	.556	4	8	.500	1	3	.333	0	6	0.3	1	4	1	1	1	15	0.7
1971-72	Francisco, Mel	17	0	10	20	.500	0	0	.000	1	2	.500	0	28	1.6	0	0	16	0	0	21	1.2
1973-77	Franken, John	83	1031	139	302	.460	0	0	.000	41	74	.554	0	100	1.2	188	111	143	47	9	319	3.8
1993-94	Freeman, Kyle	15	145	15	42	.357	9	29	.310	3	4	.750	5	18	1.2	19	18	13	9	0	42	2.8
1977-80	Fuzy, Bob	15	43	3	11	.273	0	0	.000	2	4	.500	0	5	0.3	7	4	8	1	0	8	0.5
1953-54	Gage, Charley	23	0	74	185	.400	0	0	.000	62	101	.614	0	261	11.3	0	0	72	0	0	210	9.1
1994-95	Gardner, Geoff	5	6	0	2	.000	0	0	.000	0	0	.000	0	1	0.2	1	1	1	1	0	0	0.0
1964-67	Gardner, Ken	68	0	220	426	.516	0	0	.000	257	342	.751	0	436	6.4	0	0	180	0	0	697	10.3
1995-96	Garner, Patrick	8	31	3	5	.600	0	0	.000	1	2	.500	0	3	0.4	1	5	3	0	1	7	0.9
1959-60	Gibbons, Walt	73	0	246	663	.371	0	0	.000	110	147	.748	0	443	6.1	0	0	193	0	0	602	8.2
1979-80	Gilliam, Fred	115	2810	426	885	.481	10	23	.435	148	177	.836	167	481	4.2	162	130	187	67	14	1010	8.8
1998-00	Gilmore, Chucky	54	805	50	144	.347	0	0	.000	28	54	.519	78	210	3.9	25	53	120	14	28	128	2.4
1966-68	Goldfarb, Alan	25	0	2	17	.118	0	0	.000	5	8	.625	0	7	0.3	0	0	17	0	0	9	0.4
1984-85	Graham, Harlan	14	105	20	48	.417	0	0	.000	12	19	.632	14	28	2.0	6	12	18	5	3	52	3.7
1984-85	Grant, Harvey	28	418	60	121	.496	0	0	.000	24	41	.585	44	126	4.5	11	14	40	13	10	144	5.1
1983-87	Grant, Horace	122	3363	660	1104	.598	1	2	.500	375	533	.704	376	981	8.0	206	220	337	104	82	1696	13.9
2007-11	Grant, Jerai	127	2269	326	555	.587	0	0	.000	204	321	.636	259	541	4.3	72	129	282	82	197	856	6.7
2014-18	Grantham, Donte	114	3448	402	972	.414	161	484	.333	135	186	.726	155	542	4.8	220	169	189	98	84	1100	9.6
1991-95	Gray, Devin	94	2561	542	993	.546	15	50	.300	223	397	.562	235	525	5.6	108	183	275	142	48	1322	14.1
1976-77	Gray, Randy	9	39	6	15	.400	0	0	.000	0	0	.000	0	7	0.8	2	5	10	1	1	12	1.3
1972-75	Gregg, Van	80	0	376	913	.412	0	0	.000	144	184	.783	0	210	2.6	78	0	122	0	0	896	11.2
2019-20	Grinde, Paul	9	21	5	8	.625	0	0	.000	3	4	.750	3	3	0.3	0	2	2	0	0	13	1.4
1985-86	Hall, John	6	36	2	10	.200	0	0	.000	5	7	.714	1	4	0.7	0	4	9	1	0	9	1.5
2020-22	Hall, P.J.	51	1031	209	424	.493	26	93	.280	94	121	.777	66	216	4.2	72	78	107	28	41	538	10.5
1961-65	Hall, Richard	33	0	23	73	.315	0	0	.000	19	27	.704	0	38	1.2	0	0	23	0	0	65	2.0
2011-15	Hall, Rod	129	3697	312	732	.426	47	141	.333	255	361	.706	52	281	2.2	393	224	178	86	13	926	7.2
2003-07	Hamilton, Vernon	127	3636	467	1062	.440	91	289	.315	213	394	.541	90	397	3.1	399	349	251	271	8	1238	9.7
1980-85	Hamilton, Vincent	116	3906	652	1244	.524	1	2	.500	225	299	.753	280	628	5.4	337	240	238	138	8	1530	13.2
2004-08	Hammonds, Cliff	134	4285	539	1217	.443	244	697	.350	143	247	.579	124	483	3.6	473	240	272	225	27	1465	10.9
1994-97	Harder, Bill	63	1314	101	251	.402	33	97	.340	72	96	.750	21	120	1.9	146	101	129	37	2	307	4.9
1972-76	Harman, Bruce	81	527	141	296	.476	0	0	.000	55	97	.567	0	78	1.0	127	40	140	27	3	337	4.2
1990-92	Harris, Steve	55	1145	124	313	.396	4	19	.211	59	113	.522	59	192	3.5	128	100	140	58	15	311	5.7
2012-15	Harrison, Damarcus	98	2203	239	635	.376	91	285	.319	118	154	.766	54	275	2.8	119	105	162	67	20	687	7.0
1970-72	Hawkins, Bo	48	0	51	139	.367	0	0	.000	61	96	.635	0	71	1.5	0	0	87	0	0	163	3.4
1963-66	Helms, Garry	66	0	351	739	.475	0	0	.000	99	139	.712	0	222	3.4	0	0	155	0	0	801	12.1
2019-22	Hemenway, Alex	70	1013	111	257	.432	83	200	.415	40	51	.784	9	85	1.2	30	35	85	16	2	345	4.9
1999-03	Henderson, Ray	112	1961	258	476	.542	0	0	.000	132	219	.603	214	633	5.7	35	122	289	29	83	648	5.8
2001-02	Hendrix, Jemere	8	43	5	7	.714	0	0	.000	9	14	.643	7	12	1.5	0	2	3	2	2	19	2.4
2009-10	Hill, Donte	23	117	12	32	.375	2	10	.200	6	14	.429	7	13	0.6	8	7	5	8	1	32	1.4
1991-93	Hines, Kevin	43	725	99	199	.497	0	1	.000	71	111	.640	67	165	3.8	28	62	72	19	9	269	6.3
2019-21	Hoag, Wells	10	21	2	7	.286	1	4	.250	0	0	.000	2	2	0.2	0	0	0	0	0	5	0.5
2000-04	Hobbs, Chris	116	2739	355	672	.528	1	1	1.000	250	405	.617	269	679	5.9	70	205	383	67	39	961	8.3
1956-59	Hoffman, Doug	67	0	238	616	.386	0	0	.000	153	245	.624	0	375	5.6	0	0	153	0	0	629	9.4
2015-17	Holmes, Avry	64	1845	194	491	.395	119	306	.389	145	190	.763	33	165	2.6	124	68	95	69	1	652	10.2
1985-87	Holstein, Jeff	34	170	13	32	.406	0	0	.000	7	16	.438	6	28	0.8	11	14	22	4	2	33	1.0
1999-03	Holt, Walker	48	254	14	39	.359	5	18	.278	9	12	.750	12	38	0.8	24	13	28	3	1	42	0.9
1953-56	Holzschuh, Bruce	61	0	156	457	.341	0	0	.000	122	200	.610	0	288	4.7	0	0	125	0	0	434	7.1
1968-70	Holzshu, Paul	40	0	26	70	.371	0	0	.000	17	27	.630	0	39	1.0	0	0	42	0	0	69	1.7
1975-77	Hoover, Alan	12	45	16	26	.615	0	0	.000	2	5	.400	0	8	0.7	5	6	9	10	0	34	2.8
1988-89	Hopf, Dennis	1	2	0	1	.000	0	0	.000	0	0	.000	0	0	0.0	0	2	0	0	0	0	0.0
2010-11	Hopkins, DeAndre	7	10	0	2	.000	0	0	.000	0	0	.000	1	1	0.1	1	2	2	1	1	0	0.0
2020-22	Honor, Nick	57	1399	159	404	.394	77	223	.345	55	65	.846	17	75	1.3	132	55	77	60	3	450	7.9
1974-78	Howell, Jim	83	1293	231	430	.537	0	0	.000	103	144	.715	0	333	4.0	54	103	120	39	54	565	6.8
1988-90	Howling, Kirkland	62	1036	138	315	.438	55	159	.346	67	96	.698	47	112	1.8	58	60	112	15	2	398	6.4
1957-58	Hudson, Jim	4	0	2	7	.286	0	0	.000	0	1	.000	0	6	1.5	0	0	2	0	0	4	1.0
2003-05	Hudson, Jimmy	44	208	11	48	.229	4	22	.182	5	8	.625	3	15	0.3	14	22	19	9	2	31	0.7
2015-17	Hudson, Ty	41	267	23	75	.307	14	48	.292	5	11	.455	1	13	0.3	17	11	27	7	0	65	1.6
1972-73	Hunt, Ricky	23	0	27	57	.474	0	0	.000	21	34	.618	0	56	2.4	3	0	34	0	0	75	3.3
2019-22	Hunter, Chase	66	1261	123	308	.399	32	116	.276	60	83	.723	23	126	1.9	96	64	101	32	9	338	5.1
1994-98	Iturbe, Iker	91	1899	211	454	.465	28	92	.304	103	181	.569	128	315	3.5	176	144	204	92	11	553	6.1
1995-99	Jamison, Harold	129	3364	454	746	.609	0	0	.000	323	597	.541	419	937	7.3	125	213	335	99	66	1231	9.5
1980-84	Jarman, Murray	69	1416	242	440	.550	0	0	.000	154	215	.716	91	268	3.9	82	87	133	18	10	638	9.2
1999-00	Javtokas, Arturus	16	214	25	47	.532	0	2	.000	10	20	.500	16	57	3.6	4	15	33	3	3	60	3.8
2018-20	Jemison, Trey	50	323	26	55	.473	0	2	.000	7	16	.438	29	59	2.0	4	19	49	6	7	52	1.7
1982-87	Jenkins, Anthony	110	1968	354	726	.488	91	199	.457	113	143	.790	104	360	3.3	164	126	210	44	39	912	8.3
2009-13	Jennings, Milton	123	2633	348	842	.413	86	290	.297	170	250	.680	176	605	4.9	121	214	291	88	77	952	7.7
1987-88	Jenrette, Jeff	1	4	0	0	.000	0	0	.000	1	2	.500	1	2	2.0	0	0	1	0	0	1	1.0
1993-94	Jett, Mike	2	4	1	2	.500	0	1	.000	1	4	.250	1	1	0.5	1	1	1	3	0	3	1.5
1994-96	Johnson, Danny	43	284	28	75	.373	6	27	.222	14	18	.778	12	51	1.2	14	12	31	4	4	76	1.8
1975-79	Johnson, Derrick	111	2835	431	846	.509	0	0	.000	152	182	.835	17	198	1.8	476	296	198	188	16	1014	9.1
2009-11	Johnson, Noel	39	566	64	178	.360	32	93	.344	13	19	.684	24	71	1.8	27	43	57	15	7	173	4.4
1995-97	Jones, Ledarion	27	194	29	55	.527	0	5	.000	2	7	.286	13	38	1.4	7	15	23	5	7	60	2.2
1980-85	Jones, Raymond	117	2385	344	682	.504	0	0	.000	178	285	.625	236	578	4.9	107	159	352	65	88	866	7.4
1986-91	Jones, Ricky	113	1646	267	551	.485	24	87	.276	118	193	.611	117	251	2.2	97	131	152	46	63	676	6.0
1966-69	Jones, Trip	54	0	160	343	.466	0	0	.000	99	153	.647	0	390	7.2	0	0	170	0	0	419	7.8
1989-90	Josic, Zlatko	5	12	0	5	.000	0	1	.000	1	2	.500	0	4	0.8	2	2	2	1	0	1	0.2
1995-00	Jurkunas, Andrius	116	2656	261	660	.395	146	414	.353	123	189	.651	156	444	3.8	165	158	315	81	75	791	6.8
1991-92	Kelada, George	4	7	0	1	.000	0	0	.000	0	0	.000	0	6	1.5	0	2	0	0	0	0	0.0
1992-95	Kelly, Andy	45	807	64	174	.368	28	95	.295	34	43	.791	33	92	2.0	47	37	102	22	14	190	4.2
1978-82	Key, Marvin	24	74	11	30	.367	0	0	.000	9	16	.563	4	14	0.6	2	6	11	3	1	31	1.3
2020-21	Kidd, Lynn	7	32	2	6	.333	0	0	.000	4	4	1.000	4	7	1.0	1	2	6	0	2	8	1.1
1986-90	Kincaid, Tim	78	1655	209	444	.471	24	81	.296	169	211	.801	37	154	2.0	257	185	115	54	5	611	7.8
1958-61	Krajack, Ed	72	0	228	555	.411	0	0	.000	121	166	.729	0	279	3.9	0	0	142	0	0	577	8.0
1957-60	Krajack, George	74	0	362	895	.404	0	0	.000	195	280	.696	0	482	6.5	0	0	163	0	0	919	12.4
1954-57	Landers, Bill	16	0	10	41	.244	0	0	.000	6	9	.667	0	17	1.1	0	0	18	0	0	26	1.6
1989-91	Lastinger, Sean	35	248	15	53	.283	10	39	.256	22	32	.688	2	19	0.5	25	31	31	10	0	62	1.8
1969-70	Latin, Greg	25	0	116	270	.430	0	0	.000	92	143	.643	0	215	8.6	0	0	87	0	0	324	13.0
1959-62	Leshock, Jim	23	0	5	14	.357	0	0	.000	8	14	.571	0	13	0.6	0	0	12	0	0	18	0.8
1957-59	Lewis, Jim	22	0	15	48	.313	0	0	.000	10	12	.833	0	19	0.9	0	0	16	0	0	40	1.8
1991-92	Logue, Todd	5	10	1	3	.333	0	0	.000	3	4	.750	1	3	0.6	0	1	2	0	1	5	1.0
2003-04	Long, Reed	5	6	0	1	.000	0	1	.000	0	0	.000	0	0	0.0	0	0	0	0	0	0	0.0
2000-01	Long, Wes	1	1	0	0	.000	0	0	.000	0	0	.000	0	0	0.0	0	0	0	0	0	0	0.0
2019-20	Mack, Tevin	31	880	146	325	.449	47	166	.283	38	62	.613	29	160	5.2	29	36	65	34	20	377	12.2
1961-64	Mahaffey, Donnie	76	0	238	515	.462	0	0	.000	161	283	.569	0	666	8.8	0	0	290	0	0	637	8.4
1964-67	Mahaffey, Randy	73	0	426	884	.482	0	0	.000	319	471	.677	0	705	9.7	0	0	280	0	0	1171	16.0
1966-70	Mahaffey, Richie	75	0	325	687	.473	0	0	.000	369	601	.614	0	705	9.4	0	0	256	0	0	1019	13.6
1959-62	Mahaffey, Tom	76	0	276	625	.442	0	0	.000	176	286	.615	0	649	8.5	0	0	257	0	0	728	9.6
1984-88	Marshall, Grayson	122	4064	334	771	.433	41	120	.342	197	270	.730	65	308	2.5	857	347	215	189	9	906	7.4
1991-95	Martin, Bruce	88	1559	161	404	.399	129	336	.384	55	66	.833	24	104	1.2	65	68	77	24	3	506	5.8
1970-73	Martin, Bud	72	0	116	250	.464	0	0	.000	194	261	.743	0	134	1.9	36	0	159	0	0	426	5.9
1990-91	Mason, Jimmy	23	192	10	34	.294	5	19	.263	2	2	1.000	1	14	0.6	16	23	12	8	0	27	1.2
2005-06	Mathis, Troy	20	113	19	49	.388	19	45	.422	1	2	.500	1	10	0.5	5	9	7	3	0	58	2.9
1958-61	Maxwell, Earle	43	0	143	329	.435	0	0	.000	138	200	.690	0	339	7.9	0	0	113	0	0	424	9.9
1978-79	Mayfield, Daniel	6	14	2	6	.333	0	0	.000	3	3	1.000	0	2	0.3	3	5	2	0	1	7	1.2
2004-08	Mays, James	108	2580	388	804	.483	11	51	.216	200	382	.524	285	622	5.8	181	232	256	166	94	987	9.1

2019-21	McBride, O'Neil	11	21	1	2	.500	0	0	.000	2	4	.500	3	7	0.6	2	1	1	0	0	4	0.4
1982-85	McCants, Glen	108	1975	233	447	.521	0	1	.000	112	168	.667	136	387	3.6	50	126	243	34	113	578	5.4
2011-14	McDaniels, K.J.	94	2287	362	804	.450	81	259	.313	230	300	.767	170	450	4.8	85	140	168	83	178	1035	11.0
2014-17	McGillan, Riley	20	39	4	14	.286	2	12	.167	1	2	.500	1	2	0.1	2	2	4	2	0	11	0.6
1977-78	McGrady, Mike	1	1	0	1	.000	0	0	.000	0	0	.000	0	0	0.0	0	0	0	0	0	0	0.0
1985-86	McHone, Kimble	3	7	1	2	.500	0	0	.000	0	0	.000	0	1	0.3	0	0	1	0	0	2	0.7
1995-99	McIntyre, Terrell	126	4200	592	1426	.415	259	696	.372	396	501	.790	81	341	2.7	576	318	251	194	5	1839	14.6
1979-80	McKinstry, Rick	25	137	21	52	.404	0	0	.000	3	8	.375	8	16	0.6	12	7	9	3	2	45	1.8
2000-02	McKnight, Jamar	48	901	162	356	.455	54	143	.378	41	55	.745	53	142	3.0	37	47	72	22	9	419	8.7
1982-86	Michael, Chris	109	2487	354	824	.430	13	28	.464	79	133	.594	119	303	2.8	159	142	195	65	25	800	7.3
2021-22	Middlebrooks, Ben	26	168	13	22	.591	0	0	.000	5	8	.625	9	28	1.1	8	11	30	7	6	31	1.2
1985-87	Middleton, Larry	56	1215	216	495	.436	16	45	.356	109	143	.762	66	188	3.4	82	94	124	33	7	557	9.9
1953-54	Mikell, John	6	0	0	3	.000	0	0	.000	0	0	.000	0	7	1.2	0	0	5	0	0	0	0.0
1961-64	Milasnovich, Nick	77	0	306	725	.422	0	0	.000	177	246	.720	0	188	2.4	0	0	106	0	0	789	10.2
1971-72	Miller, Danny	15	0	6	20	.300	0	0	.000	0	1	.000	0	7	0.5	0	0	14	0	0	12	0.8
1997-99	Miller, Johnny	50	943	81	271	.299	46	174	.264	38	63	.603	13	49	1.0	127	75	91	42	7	246	4.9
1987-89	Mitchell, Rod	23	115	17	30	.567	0	0	.000	1	6	.167	18	40	1.7	0	6	18	0	7	35	1.5
2016-19	Mitchell, Shelton	94	2894	348	854	.407	127	348	.369	263	316	.832	37	255	2.7	317	198	126	76	3	1086	11.6
1970-71	Mobley, Craig	11	0	0	13	.000	0	0	.000	5	7	.714	0	8	0.7	0	0	5	0	0	5	0.5
1955-58	Moncrief, Eddie	33	0	14	46	.304	0	0	.000	36	54	.667	0	70	2.1	0	0	41	0	0	64	1.9
2004-05	Moore, Cheyenne	32	625	74	204	.363	39	134	.291	24	29	.828	25	81	2.5	51	59	60	29	10	211	6.6
2019-20	Moore, Khavon	28	253	22	59	.373	3	11	.273	4	7	.571	18	48	1.7	15	17	30	16	3	31	1.1
1953-56	Morgan, Doc	31	0	13	46	.283	0	0	.000	7	10	.700	0	17	0.5	0	0	15	0	0	33	1.1
1961-64	Morgan, Woody	77	0	151	392	.385	0	0	.000	133	238	.559	0	467	6.1	0	0	249	0	0	435	5.6
1992-94	Morris, Byron	15	22	3	10	.300	0	0	.000	1	3	.333	3	8	0.5	1	1	0	1	1	7	0.5
2004-08	Morris, Matt	55	195	23	52	.442	13	32	.406	10	14	.714	8	24	0.4	17	9	11	8	0	69	1.3
1999-03	Nagys, Tomas	103	1386	130	290	.448	10	44	.227	177	256	.691	133	386	3.7	45	107	249	45	44	447	4.3
1977-81	Nance, Larry	117	2958	553	1037	.533	0	0	.000	235	374	.628	248	784	6.7	177	225	318	106	108	1341	11.5
2008-12	Narcisse, Bryan	102	1068	90	194	.464	17	60	.283	45	75	.600	60	151	1.5	39	55	138	37	35	242	2.4
1960-63	Narvin, Chuck	22	0	5	21	.238	0	0	.000	8	11	.727	0	7	0.3	0	0	7	0	0	18	0.8
2021-22	Nauseef, Daniel	2	2	0	0	.000	0	0	.000	0	0	.000	1	1	0.5	0	0	0	0	0	0	0.0
2021-22	Nauseef, Jack	5	6	0	3	.000	0	2	.000	0	0	.000	0	0	0.0	0	0	1	0	0	0	0.0
2018-21	Newman III, John	87	1729	162	398	.407	44	149	.295	79	108	.731	42	227	2.6	107	84	120	55	23	447	5.1
2012-16	Nnoko, Landry	128	2632	300	573	.524	0	0	.000	144	229	.629	237	606	4.7	65	146	312	26	212	744	5.8
1974-75	Noland, Billy	2	0	0	1	.000	0	0	.000	1	2	.500	0	3	1.5	1	0	1	0	0	1	0.5
1971-72	Odle, Denny	25	0	113	259	.436	0	0	.000	103	148	.696	0	165	6.6	0	0	74	0	0	329	13.2
2007-09	Oglesby, Terrence	66	1446	236	625	.378	177	448	.395	128	151	.848	40	114	1.8	99	101	127	48	1	777	11.2
2017-18	Oliver, Anthony	19	137	11	35	.314	9	26	.346	9	11	.818	5	26	1.4	5	5	15	6	0	40	2.1
1959-63	Patterson, Choppy	76	0	408	1084	.376	0	0	.000	315	390	.808	0	278	3.7	0	0	194	0	0	1131	14.9
1972-75	Patterson, Marty	34	0	37	80	.463	0	0	.000	36	44	.818	0	62	1.8	6	0	37	0	5	110	3.2
1990-91	Paul, Tyrone	15	101	9	28	.321	2	10	.200	7	10	.700	11	16	1.1	11	9	5	6	0	27	1.8
2004-08	Perry, Sam	128	1946	192	417	.460	4	17	.235	157	271	.579	163	342	2.7	117	144	265	114	57	545	4.3
2006-10	Petrukonis, Karolis	33	125	10	26	.385	0	0	.000	1	8	.125	11	30	0.9	7	17	15	3	4	21	0.6
2006-07	Poole, Chris	8	15	4	5	.800	2	3	.667	0	0	.000	0	0	0.0	0	2	1	1	0	10	1.3
1976-79	Poole, David	19	45	6	14	.429	0	0	.000	9	10	.900	0	9	0.5	7	3	4	6	1	21	1.1
2006-10	Potter, David	134	2209	224	601	.373	98	290	.338	91	129	.705	88	273	2.0	148	157	282	99	32	637	4.8
1998-00	Powell, J.D.	13	17	1	4	.250	1	3	.333	1	2	.500	0	1	0.1	1	3	3	0	1	4	0.3
2005-08	Powell, Julius	58	816	86	249	.345	44	162	.275	24	40	.600	47	120	2.1	30	54	82	29	14	240	4.1
2004-07	Price, Travis	7	9	1	3	.333	0	0	.000	0	0	.000	0	1	0.1	0	0	2	0	0	2	0.3
1961-64	Privette, Manning	57	0	101	291	.347	0	0	.000	63	121	.521	0	289	5.1	0	0	121	0	0	265	4.6
2020-21	Prosper, Olivier-Maxence	22	215	18	52	.346	3	18	.167	15	22	.682	18	41	1.9	6	8	21	4	3	54	2.5
1985-89	Pryor, Jerry	123	2956	452	825	.548	6	20	.300	214	328	.652	205	585	4.8	129	224	264	61	44	1124	9.1
1993-95	Ragland, Rayfield	61	1317	175	364	.481	38	125	.304	43	70	.614	107	268	4.4	52	52	104	31	16	431	7.1
2016-19	Reed, Marcquise	99	3030	485	1122	.432	148	406	.365	366	426	.859	65	413	4.1	275	203	183	170	2	1484	15.0
1972-74	Reisinger, Jeff	52	0	230	458	.502	0	0	.000	87	109	.798	0	300	5.8	68	0	172	0	0	547	10.5
2003-04	Rice, Lamar	28	416	45	133	.338	14	63	.222	8	17	.471	32	73	2.6	15	24	36	8	4	112	4.0
1992-94	Richie, Lou	57	1091	55	150	.367	25	81	.309	62	100	.620	16	80	1.4	239	121	142	74	1	197	3.5
1953-56	Riser, Bill	65	0	61	185	.330	0	0	.000	74	129	.574	0	380	5.8	0	0	142	0	0	196	3.0
2005-09	Rivers, K.C.	134	3873	625	1425	.439	281	729	.385	153	215	.712	268	721	5.4	235	174	266	210	41	1684	12.6
2015-17	Robertin, Legend	25	141	10	18	.556	0	0	.000	2	13	.154	8	20	0.8	0	5	29	2	17	22	0.9
2002-06	Robinson, Shawan	120	2835	390	980	.398	203	538	.377	194	233	.833	60	284	2.4	283	270	190	123	4	1177	9.8
1972-76	Rogers, Charlie	51	74	79	180	.439	0	0	.000	54	77	.701	0	117	2.3	3	8	79	4	13	212	4.2
1973-77	Rollins, Wayne	110	1639	643	1192	.539	0	0	.000	177	292	.606	0	1311	11.9	93	129	376	50	344	1463	13.3
1974-78	Rome, Stan	109	1856	553	1044	.530	0	0	.000	259	397	.652	0	420	3.9	175	158	296	117	26	1365	12.5
2014-15	Rooks, Patrick	13	52	6	22	.273	6	19	.316	2	5	.400	0	3	0.2	6	0	6	3	0	20	1.5
2012-16	Roper, Jordan	127	2972	337	897	.376	141	409	.345	156	207	.754	46	225	1.8	238	143	147	111	9	971	7.6
1978-82	Ross, Bill	106	1436	212	436	.486	0	0	.000	89	152	.586	123	303	2.9	67	81	149	19	18	513	4.8
1969-71	Ross, Jack	31	0	20	54	.370	0	0	.000	18	27	.667	0	51	1.6	0	0	25	0	0	58	1.9
1953-55	Ryan, Barry	46	0	153	425	.360	0	0	.000	107	162	.660	0	262	5.7	0	0	125	0	0	413	9.0
1994-95	Sapp, Patrick	4	9	0	3	.000	0	2	.000	0	0	.000	0	1	0.3	0	0	0	0	0	0	0.0
2011-13	Sapp, T.J.	37	588	46	148	.311	28	94	.298	12	22	.545	14	56	1.5	29	30	46	24	1	132	3.6
2021-22	Schieffelin, Ian	30	349	34	86	.395	5	16	.313	20	28	.714	28	84	2.8	27	22	48	7	6	93	3.1
2019-20	Scott, Curran	31	625	55	149	.369	19	72	.264	48	61	.787	9	54	1.7	44	34	44	25	0	177	5.7
1999-03	Scott, Ed	112	3971	429	1125	.381	121	387	.313	247	335	.737	81	433	3.9	595	315	243	131	6	1226	10.9
1994-95	Scott, Ihsan	11	43	2	7	.286	0	0	.000	2	3	.667	5	12	1.1	0	4	10	0	1	6	0.5
1955-57	Seay, Gene	47	0	171	417	.410	0	0	.000	191	259	.737	0	428	9.1	0	0	129	0	0	533	11.3
1963-65	Seitz, Donnie	7	0	4	8	.500	0	0	.000	2	2	1.000	0	4	0.6	0	0	2	0	0	10	1.4
1960-63	Seitz, Larry	45	0	27	83	.325	0	0	.000	32	54	.593	0	59	1.3	0	0	22	0	0	86	1.9
1981-84	Shaffer, David	61	1395	164	333	.492	3	16	.188	132	183	.721	77	253	4.1	168	105	165	49	20	463	7.6
1957-60	Shample, Dutch	53	0	86	299	.288	0	0	.000	55	73	.753	0	81	1.5	0	0	94	0	0	227	4.3
2000-04	Shay, Beau	21	23	4	7	.571	1	3	.333	3	4	.750	1	7	0.3	2	2	1	0	0	12	0.6
1954-55	Shealy, Don	11	0	3	10	.300	0	0	.000	9	13	.692	0	7	0.6	0	0	6	0	0	15	1.4
1953-55	Shook, Buddy	44	0	78	320	.244	0	0	.000	84	147	.571	0	250	5.7	0	0	108	0	0	240	5.5
2002-03	Shyatt, Geoff	6	5	0	2	.000	0	0	.000	1	4	.250	0	0	0.0	1	0	2	0	0	1	0.2
1999-00	Shyatt, Jeremy	5	3	0	2	.000	0	0	.000	0	0	.000	0	0	0.0	0	0	0	0	0	0	0.0
2017-21	Simms, Aamir	122	3093	421	879	.479	110	304	.362	170	233	.730	203	636	5.2	198	189	267	81	94	1122	9.2
2017-19	Skara, David	59	1533	119	261	.456	38	113	.336	59	87	.678	61	214	3.7	60	63	128	29	29	335	5.7
1991-92	Smith, Anthony	8	17	3	5	.600	0	0	.000	2	3	.667	0	1	0.1	5	3	3	0	0	8	1.0
2012-16	Smith, Josh	104	882	65	154	.422	3	11	.273	39	64	.609	69	214	2.1	11	48	101	15	14	172	1.7
1956-57	Smith, Junius	4	0	0	3	.000	0	0	.000	0	0	.000	0	0	0.0	0	0	6	0	0	0	0.0
1988-89	Smith, Mack	1	3	0	0	.000	0	0	.000	0	0	.000	0	0	0.0	0	0	0	0	0	0	0.0
2008-12	Smith, Tanner	127	3167	333	777	.429	111	340	.326	209	288	.726	96	459	3.6	320	227	258	159	34	986	7.8
1953-56	Smith, Tommy	71	0	161	384	.419	0	0	.000	170	265	.642	0	421	5.9	0	0	223	0	0	492	6.9
1998-01	Solomon, Will	94	2739	469	1195	.392	214	585	.366	279	389	.717	53	259	2.8	246	323	234	112	40	1431	15.2
2016-18	Spencer, Scott	25	175	14	52	.269	3	25	.120	1	2	.500	3	15	0.6	5	3	16	2	1	32	1.3
2010-11	Stanton, Cory	33	352	29	84	.345	8	38	.211	14	21	.667	6	21	0.6	25	21	50	20	2	80	2.4
1964-65	Steiner, Fred	6	0	3	6	.500	0	0	.000	5	7	.714	0	1	0.2	0	0	5	0	0	11	1.8
2007-11	Stitt, Demontez	126	3553	455	1061	.429	111	335	.331	344	468	.735	90	346	2.7	419	318	312	164	46	1365	10.8
2000-02	Stockman, Tony	59	1624	240	662	.363	155	416	.373	81	106	.764	29	129	2.2	143	131	79	84	4	716	12.1
1954-55	Stone, Carroll	19	0	34	101	.337	0	0	.000	36	54	.667	0	108	5.7	0	0	48	0	0	104	5.5
1985-86	Stone, Robert	8	24	4	9	.444	0	0	.000	0	1	.000	4	7	0.9	0	5	3	1	2	8	1.0
1955-56	Stone, Rock	2	0	1	4	.250	0	0	.000	0	0	.000	0	2	1.0	0	0	3	0	0	2	1.0
1971-74	Suit, Terrell	75	0	238	589	.404	0	0	.000	123	164	.750	0	142	1.9	77	0	140	0	0	599	8.0
2011-13	Sullivan, Bernard	56	465	34	83	.410	1	5	.200	20	33	.606	18	66	1.2	6	23	49	7	7	89	1.6
1964-67	Sutherland, Jim	71	0	485	1105	.439	0	0	.000	260	306	.850	0	383	5.4	0	0	213	0	0	1230	17.3
1966-68	Swails, Jack	16	0	11	28	.393	0	0	.000	7	13	.538	0	27	1.7	0	0	13	0	0	29	1.8
2005-09	Sykes, Raymond	125	1728	216	373	.579	0	0	.000	71	134	.530	169	338	2.7	50	129	182	55	102	503	4.0
1994-95	Tabb, Michael	4	13	2	4	.500	0	0	.000	2	2	1.000	0	2	0.5	0	3	3	0	0	6	1.5
1985-87	Tait, Michael	58	1282	165	344	.480	70	136	.515	68	93	.731	39	127	2.2	124	89	121	67	2	468	8.1
1968-71	Thomas, Dave	76	0	381	875	.435	0	0	.000	126	182	.692	0	221	2.9	0	0	184	0	0	888	11.7
1966-68	Thomas, Dick	26	0	81	200	.405	0	0	.000	26	41	.634	0	72	2.8	0	0	51	0	0	188	7.2

2016-19	Thomas, Elijah	93	2150	395	675	.585	0	2	.000	203	334	.608	195	649	7.0	90	186	308	67	181	993	10.7
1992-94	Tomera, Frank	30	114	11	33	.333	0	2	.000	8	13	.615	7	29	1.0	4	12	13	2	8	30	1.0
2017-21	Trapp, Clyde	108	2268	194	489	.397	70	228	.307	99	162	.611	31	311	2.8	185	155	173	59	21	557	5.2
2006-07	Tyler, A.J.	30	152	11	35	.314	6	15	.400	8	11	.727	12	42	1.4	7	12	12	2	0	36	1.2
2018-22	Tyson, Hunter	106	1638	210	484	.434	86	257	.334	106	141	.752	71	340	3.2	61	62	131	48	25	612	5.7
1987-91	Tyson, Sean	72	1162	259	504	.514	0	8	.000	46	79	.582	125	278	3.9	69	97	151	104	9	564	7.8
2004-05	Waiters, Sheldon	6	12	1	3	.333	1	2	.500	3	4	.750	0	1	0.2	1	2	1	0	0	6	1.0
1978-81	Walker, Keith	29	165	30	62	.484	0	0	.000	20	31	.645	17	38	1.3	3	19	27	10	1	80	2.8
1991-94	Wallace, Corey	65	1239	164	337	.487	49	137	.358	73	104	.702	74	225	3.5	51	66	83	31	7	450	6.9
1959-61	Wallace, Dave	20	0	32	108	.296	0	0	.000	15	23	.652	0	122	6.1	0	0	46	0	0	79	4.0
1982-85	Wallace, Warren	55	1044	138	295	.468	12	26	.462	20	48	.417	25	104	1.9	125	67	94	28	3	308	5.6
1981-82	Ward, Joe	19	232	46	100	.460	0	0	.000	22	33	.667	15	32	1.7	17	19	31	4	2	114	6.0
1957-61	Warren, Bill	39	0	91	277	.329	0	0	.000	66	87	.759	0	109	2.8	0	0	101	0	0	248	6.4
1989-91	Watts, Joey	9	20	4	10	.400	0	4	.000	2	5	.400	1	4	0.4	0	2	2	1	0	10	1.1
1968-71	Weddell, Pete	62	0	67	142	.472	0	0	.000	72	116	.621	0	142	2.3	0	0	74	0	0	206	3.3
1953-54	Wells, Ames	23	0	133	322	.413	0	0	.000	89	134	.664	0	69	3.0	0	0	68	0	0	355	15.4
1976-79	Wells, Jim	65	1192	159	334	.476	0	0	.000	95	139	.683	25	275	4.2	98	77	159	43	8	413	6.4
2018-19	White, Javan	33	277	28	50	.560	0	0	.000	11	24	.458	22	66	2.0	8	13	54	8	12	67	2.0
1980-81	White, Jeff	4	8	0	3	.000	0	0	.000	4	5	.800	0	1	0.3	3	3	1	1	0	4	1.0
1991-93	Whitney, Chris	58	2108	268	628	.427	167	404	.413	141	179	.788	36	214	3.7	354	204	182	114	2	844	14.6
1978-79	Whitt, Keith	1	2	1	1	1.000	0	0	.000	0	1	.000	0	0	0.0	0	0	1	0	0	2	2.0
1996-99	Whitt, Vincent	83	1409	172	413	.416	17	74	.230	94	158	.595	88	250	3.0	82	106	135	63	25	455	5.5
1995-99	Wideman, Tom	129	2767	266	511	.521	0	1	.000	175	316	.554	278	723	5.6	125	170	364	83	45	707	5.5
1979-80	Wiggins, Mitchell	32	537	76	162	.469	0	0	.000	25	45	.556	43	96	3.0	40	30	65	28	3	177	5.5
1979-80	Wilkes, Scott	4	15	1	4	.250	0	0	.000	3	4	.750	0	0	0.0	3	3	1	0	0	5	1.3
2017-18	William, Malik	17	74	10	27	.370	1	3	.333	4	6	.667	14	26	1.5	3	2	11	1	3	25	1.5
1977-80	Williams, Billy	85	2177	438	818	.535	0	0	.000	202	267	.757	43	197	2.3	216	172	195	110	8	1078	12.7
1970-72	Williams, John	35	0	22	52	.423	0	0	.000	19	36	.528	0	46	1.3	0	0	48	0	0	63	1.8
2003-04	Williams, Ovarus	6	4	0	1	.000	0	0	.000	1	2	.500	0	0	0.0	0	0	0	0	0	1	0.2
1974-75	Wise, Skip	25	0	188	384	.490	0	0	.000	86	114	.754	0	78	3.1	44	0	58	0	6	462	18.5
1979-82	Witherspoon, Don	11	16	4	5	.800	0	0	.000	2	4	.500	0	3	0.3	0	1	2	1	1	10	0.9
1996-99	Woni, Mohamed	62	758	59	124	.476	0	2	.000	51	67	.761	46	151	2.4	7	44	98	6	20	169	2.7
1991-94	Wright, Sharone	92	2687	501	943	.531	0	6	.000	306	484	.632	372	903	9.8	78	230	249	69	286	1308	14.2
1978-82	Wyatt, Horace	119	2933	420	827	.508	0	0	.000	146	221	.661	256	604	5.1	190	183	305	74	59	986	8.3
2005-09	Yanutola, Jesse	32	52	5	18	.278	2	9	.222	2	4	.500	7	16	0.5	3	4	6	2	1	14	0.4
1953-57	Yarborough, Bill	69	0	537	1378	.390	0	0	.000	359	474	.757	0	237	3.4	0	0	222	0	0	1433	20.8
1968-70	Yates, Ronnie	50	0	230	525	.438	0	0	.000	116	178	.652	0	269	5.4	0	0	152	0	0	576	11.5
1955-57	Yeary, Dick	41	0	45	129	.349	0	0	.000	82	112	.732	0	63	1.5	0	0	100	0	0	172	4.2
1955-58	Yockel, Vince	74	0	513	1202	.427	0	0	.000	324	439	.738	0	483	6.5	0	0	210	0	0	1350	18.2
2008-12	Young, Andre	129	3489	406	1004	.404	236	629	.375	175	227	.771	62	268	2.1	342	163	176	184	4	1223	9.5
1988-92	Young, David	97	2176	261	634	.412	138	402	.343	91	125	.728	44	208	2.1	330	192	218	116	42	751	7.7
1977-79	Zane, Stewart	12	36	6	12	.500	0	0	.000	1	2	.500	2	16	1.3	1	2	6	0	1	13	1.1

DUKE

Year	Name	G	MIN	FG	FGA	PCT	3PT	3PA	PCT	FT	FTA	PCT	OR	TR	AVG	AST	TO	PF	ST	BK	PTS	AVG
1986-90	Abdelnaby, Alaa	134	1989	448	748	.599	0	0	.000	241	331	.728	165	494	3.7	47	140	276	50	70	1137	8.5
1982-86	Alarie, Mark	133	4042	828	1505	.550	0	2	.000	480	602	.797	0	833	6.3	152	268	387	121	102	2136	16.1
1958-61	Albright, Doug	30	0	9	26	.346	0	0	.000	12	23	.522	0	31	1.0	0	0	17	0	0	30	1.0
1955-58	Allen, Bucky	58	0	166	404	.411	0	0	.000	288	394	.731	0	153	2.6	0	0	97	0	0	620	10.7
2014-18	Allen, Grayson	142	3965	606	1409	.430	291	766	.380	493	591	.834	76	450	3.2	432	240	297	147	14	1996	14.1
1963-66	Allen, Phil	27	0	17	37	.459	0	0	.000	11	13	.846	0	19	0.7	0	0	0	0	0	45	1.7
1983-87	Amaker, Tommy	138	4666	456	990	.461	44	103	.427	212	268	.791	0	308	2.2	708	336	261	259	11	1168	8.5
1981-85	Anderson, Todd	81	676	40	96	.417	0	0	.000	55	77	.714	0	117	1.4	6	33	99	11	8	135	1.7
1973-77	Armstrong, Tate	83	1496	529	1020	.519	0	0	.000	246	306	.804	0	182	2.2	217	147	156	20	0	1304	15.7
1990-92	Ast, Christian	31	95	17	30	.567	1	8	.125	9	13	.692	7	24	0.8	2	10	13	1	4	44	1.4
1997-99	Avery, William	74	1883	303	655	.463	108	293	.369	163	208	.784	49	206	2.8	283	162	140	91	2	877	11.9
2017-18	Bagley, Marvin	33	1118	270	440	.614	23	58	.397	131	209	.627	132	366	11.1	50	75	60	27	29	694	21.0
2018-22	Baker, Joey	89	1027	124	315	.394	75	198	.379	38	47	.809	19	95	1.1	44	53	117	35	14	361	4.1
2021-22	Banchero, Paolo	39	1288	245	513	.478	44	130	.338	137	188	.729	68	304	7.8	124	92	75	41	36	671	17.2
1977-81	Banks, Gene	124	4289	827	1558	.531	0	0	.000	425	589	.722	0	985	7.9	360	191	337	173	38	2079	16.8
1965-68	Barone, Tony	46	0	20	45	.444	0	0	.000	29	44	.659	0	28	0.6	0	0	0	0	0	69	1.5
1956-59	Barrett, George	13	0	3	9	.333	0	0	.000	6	9	.667	0	22	1.7	0	0	15	0	0	12	0.9
2018-19	Barrett, R.J.	38	1341	319	702	.454	73	237	.308	149	224	.665	59	289	7.6	164	123	70	34	16	860	22.6
1957-60	Bateman, Larry	36	0	20	67	.299	0	0	.000	10	29	.345	0	82	2.3	0	0	41	0	0	50	1.4
1997-01	Battier, Shane	146	4337	651	1303	.500	246	592	.416	436	562	.776	338	887	6.1	239	161	296	266	254	1984	13.6
1958-61	Beal, Jay	22	0	15	46	.326	0	0	.000	17	24	.708	0	15	0.7	0	0	5	0	0	47	2.1
1993-94	Beard, Joey	17	69	7	14	.500	0	2	.000	7	10	.700	2	8	0.5	3	10	6	4	0	21	1.2
1974-78	Bell, Bruce	42	304	23	62	.371	0	0	.000	12	23	.522	0	26	0.6	37	27	33	20	1	58	1.4
1953-56	Belmont, Joe	81	0	429	1139	.377	0	0	.000	357	485	.736	0	366	4.5	0	0	149	0	0	1215	15.0
1977-80	Bender, Bob	83	2300	196	380	.516	0	0	.000	122	158	.772	0	116	1.4	332	82	188	120	3	514	6.2
1986-87	Berndt, Andy	6	9	0	2	.000	0	0	.000	0	0	.000	0	3	0.5	0	1	1	0	0	0	0.0
2015-19	Besser Brennan	6	14	1	8	.125	0	4	.000	2	2	1.000	2	3	0.5	1	3	2	0	0	4	0.7
1982-86	Bilas, Jay	127	2864	365	655	.557	0	0	.000	332	511	.650	0	692	5.4	56	167	379	54	37	1062	8.4
1972-75	Billerman, Kevin	78	0	291	659	.442	0	0	.000	211	264	.799	0	174	2.2	270	0	0	0	0	793	10.2
1954-55	Blackburn, Tom	11	0	4	10	.400	0	0	.000	3	10	.300	0	1	0.1	0	0	1	0	0	11	1.0
1969-70	Blackman, Don	25	0	53	111	.477	0	0	.000	50	70	.714	0	131	5.2	8	0	45	0	0	156	6.2
1991-95	Blakeney, Kenny	93	1065	105	229	.459	20	59	.339	67	105	.638	42	124	1.3	110	108	94	33	3	297	3.2
2021-22	Blakes, Jaylen	21	93	8	28	.286	5	17	.294	0	1	.000	4	15	0.7	11	8	10	4	0	21	1.0
2005-06	Boateng, Eric	20	50	6	7	.857	0	0	.000	2	2	1.000	4	12	0.6	1	5	11	1	0	14	0.7
2016-19	Bolden, Marques	88	1199	130	227	.573	0	7	.000	74	108	.685	120	286	3.3	35	52	145	30	93	334	3.8
1999-02	Boozer, Carlos	101	2620	554	878	.631	0	2	.000	398	537	.741	260	724	7.2	115	157	288	96	72	1506	14.9
2021-22	Borden, Stanley	1	1	0	0	.000	0	0	.000	0	0	.000	1	1	1.0	0	0	0	0	0	0	0.0
1999-04	Borman, Andy	40	78	5	9	.556	3	6	.500	4	7	.571	4	12	0.3	5	11	3	1	0	17	0.4
1957-59	Boyd, Jack	27	0	42	142	.296	0	0	.000	21	37	.568	0	47	1.7	0	0	59	0	0	105	3.9
2005-07	Boykin, Jamal	29	100	10	19	.526	0	0	.000	9	10	.900	11	32	1.1	2	8	21	4	7	29	1.0
2020-21	Brakefield, Jaemyn	22	273	31	76	.408	11	35	.314	5	12	.417	15	56	2.5	10	10	27	8	9	78	3.5
1997-99	Brand, Elton	60	1633	355	580	.612	0	0	.000	262	390	.672	215	536	8.9	51	101	150	81	113	972	16.2
1986-90	Brickey, Robert	134	3038	484	884	.548	2	9	.222	329	531	.620	156	649	4.8	146	277	334	115	90	1299	9.7
1992-93	Brown, Kenney	15	31	0	5	.000	0	1	.000	4	9	.444	2	5	0.3	0	1	3	0	0	4	0.3
1992-96	Brunson, Stan	35	207	5	22	.227	0	0	.000	7	12	.583	25	50	1.4	4	13	36	3	0	17	0.5
1981-85	Bryan, Jay	57	244	20	57	.351	0	1	.000	22	50	.440	0	44	0.8	9	19	57	7	0	62	1.1
1998-99	Bryant, D.	14	31	3	9	.333	1	3	.333	1	4	.250	0	3	0.2	2	3	3	1	0	8	0.6
1955-57	Bryson, Ed	13	0	2	20	.100	0	0	.000	0	0	.000	0	8	0.6	0	0	12	0	0	4	0.3
1987-91	Buckley, Clay	86	439	51	85	.600	0	0	.000	46	79	.582	27	88	1.0	12	25	44	13	6	148	1.7
1961-64	Buckley, Jay	85	0	352	617	.571	0	0	.000	222	391	.568	0	714	8.4	0	0	0	0	0	926	10.9
2017-21	Buckmire, Mike	20	39	3	12	.250	0	1	.000	1	1	1.000	4	14	0.7	2	3	1	0	0	7	0.4
1999-03	Buckner, Andre	84	260	16	48	.333	5	16	.313	18	35	.514	7	30	0.4	27	23	26	13	1	55	0.7
1955-56	Buhowsky, Tony	15	0	10	39	.256	0	0	.000	7	14	.500	0	33	2.2	0	0	28	0	0	27	1.8
1973-74	Burch, Edgar	23	0	72	180	.400	0	0	.000	13	20	.650	0	33	1.4	27	0	34	0	0	157	6.8
1971-74	Burdette, Jeff	57	0	22	84	.262	0	0	.000	15	41	.366	0	35	0.6	66	0	0	0	0	59	1.0
1997-99	Burgess, Chris	75	1061	150	266	.564	3	12	.250	64	147	.435	106	268	3.6	49	62	125	44	58	367	4.9
1986-89	Burgin, George	38	91	11	19	.579	0	0	.000	6	21	.286	3	17	0.4	4	6	10	4	6	28	0.7
1991-92	Burt, Ron	19	38	3	11	.273	0	0	.000	4	4	1.000	0	2	0.1	8	4	3	1	1	10	0.5
1996-99	Caldbeck, Justin	29	71	5	13	.385	0	0	.000	3	8	.375	5	15	0.5	3	5	5	1	1	13	0.4
1998-01	Caldbeck, Ryan	34	74	2	15	.133	1	10	.100	3	7	.429	1	13	0.4	2	1	3	1	0	8	0.2
1959-61	Cantwell, John	35	0	50	129	.388	0	0	.000	14	24	.583	0	24	0.7	0	0	12	0	0	114	3.3
1993-97	Capel, Jeff	129	3774	580	1362	.426	220	553	.398	221	329	.672	124	390	3.0	433	328	270	110	18	1601	12.4
2019-20	Carey, Vernon	31	770	199	345	.577	8	21	.381	146	218	.670	83	272	8.8	30	63	85	22	49	552	17.8
1970-71	Carr, Judge	1	0	0	0	.000	0	0	.000	0	0	.000	0	1	1.0	0	0	0	0	0	0	0.0
1996-00	Carrawell, Chris	136	3540	542	1115	.486	62	172	.360	309	463	.667	211	608	4.5	309	231	206	105	114	1455	10.7
2017-18	Carter, Wendell Jr.	37	997	179	319	.561	19	46	.413	124	168	.738	109	335	9.1	74	75	105	30	76	501	13.5

1955-56	Cashman, Don	14	0	12	44	.273	0	0	.000	1	3	.333	0	15	1.1	0	0	9	0	0	25	1.8
2001-02	Causey, Mark	12	47	4	10	.400	2	3	.667	3	6	.500	0	1	0.1	0	0	2	0	0	13	1.1
1965-69	Chapman, Warren	66	0	90	193	.466	0	0	.000	55	104	.529	0	216	3.3	1	0	28	0	0	235	3.6
1996-98	Chappell, Mike	68	901	143	342	.418	60	156	.385	57	103	.553	45	125	1.8	37	52	110	27	6	403	5.9
1972-76	Chili, Terry	65	336	108	162	.667	0	0	.000	48	106	.453	0	177	2.7	17	38	89	0	0	264	4.1
1972-74	Chinault, Neil	12	0	4	9	.444	0	0	.000	2	2	1.000	0	2	0.2	3	0	0	0	0	10	0.8
1995-02	Christensen, Matt	97	751	54	116	.466	0	0	.000	54	102	.529	94	189	1.9	16	34	143	20	35	162	1.7
1966-69	Claiborne, C.B.	53	0	88	241	.365	0	0	.000	42	61	.689	0	100	1.9	19	0	54	0	0	218	4.1
1990-94	Clark, Marty	122	1668	224	465	.482	49	131	.374	150	187	.802	74	181	1.5	134	148	153	68	18	647	5.3
1955-58	Clement, Hayes	48	0	104	258	.403	0	0	.000	83	125	.664	0	221	4.6	0	0	111	0	0	291	6.1
2020-21	Coleman III, Henry	19	95	10	20	.500	0	1	.000	1	5	.200	13	26	1.4	3	5	5	3	6	21	1.1
1992-96	Collins, Chris	120	2875	357	867	.412	209	539	.388	168	236	.712	55	243	2.0	291	175	184	108	3	1091	9.1
1986-87	Colonna, Dave	2	2	0	0	.000	0	0	.000	0	0	.000	0	0	0.0	0	0	1	0	0	0	0.0
1972-74	Cook, Bob	16	0	9	22	.409	0	0	.000	0	0	.000	0	13	0.8	1	0	0	0	0	18	1.1
1987-90	Cook, Joe	47	285	28	67	.418	3	7	.429	23	33	.697	9	36	0.8	35	37	25	19	1	82	1.7
2011-15	Cook, Quinn	143	4033	534	1235	.432	236	629	.375	267	313	.853	53	379	2.7	509	201	264	151	9	1571	11.0
1979-80	Corrigan, Jim	9	22	1	1	1.000	0	0	.000	2	2	1.000	0	1	0.1	3	2	3	1	0	4	0.4
1960-63	Cox, Fred	7	0	3	4	.750	0	0	.000	1	2	.500	0	3	0.4	0	0	3	0	0	7	1.0
1961-64	Cox, Ray	39	0	13	31	.419	0	0	.000	7	14	.500	0	25	0.6	0	0	0	0	0	33	0.8
1973-77	Crow, Mark	87	1691	341	675	.505	0	0	.000	138	174	.793	0	346	4.0	116	137	225	23	8	820	9.4
1983-84	Crump, Vince	7	12	0	0	.000	0	0	.000	1	3	.333	0	1	0.1	0	1	0	0	0	1	0.1
2010-13	Curry, Seth	106	3080	439	999	.439	223	531	.420	293	355	.825	60	245	2.3	211	146	196	125	18	1394	13.2
2008-10	Czyz, Olek	19	112	10	25	.400	1	7	.143	2	6	.333	10	24	1.3	8	11	6	2	1	23	1.2
1953-54	D'Emilio, Rudy	27	0	138	380	.363	0	0	.000	81	123	.659	0	104	3.9	0	0	0	0	0	357	13.2
2005-10	Davidson, Jordan	55	101	4	13	.308	2	5	.400	8	14	.571	0	9	0.2	6	8	5	3	0	18	0.3
2003-05	Davidson, Patrick	29	51	0	5	.000	0	2	.000	4	4	1.000	0	5	0.2	0	2	4	1	0	4	0.1
1988-92	Davis, Brian	141	2789	326	701	.465	9	44	.205	291	424	.686	159	434	3.1	181	180	258	119	24	952	6.8
2009-14	Dawkins, Andre	142	2468	330	763	.433	231	568	.407	123	160	.769	32	226	1.6	66	88	200	61	13	1014	7.1
1982-86	Dawkins, Johnny	133	4749	1026	2019	.508	19	54	.352	485	614	.790	0	536	4.0	555	414	270	168	24	2556	19.2
1970-71	Dawson, Jeff	30	0	124	289	.429	0	0	.000	40	50	.800	0	53	1.8	29	46	45	0	0	288	9.6
1953-54	Decker, Marv	25	0	44	94	.468	0	0	.000	22	30	.733	0	110	4.4	0	0	0	0	0	110	4.4
2016-20	DeLaurier, Javin	114	1534	154	234	.658	2	16	.125	76	132	.576	165	430	3.7	33	54	165	44	50	386	3.4
2003-04	Deng, Luol	37	1149	210	442	.475	40	111	.360	98	138	.710	82	255	6.9	68	83	82	49	39	558	15.1
1977-81	Dennard, Kenny	117	3512	452	881	.513	0	0	.000	153	260	.588	0	671	5.7	232	115	383	174	32	1057	9.0
1968-71	Denton, Randy	84	0	693	1295	.535	0	0	.000	272	400	.680	0	1067	12.7	56	81	259	0	0	1658	19.7
1968-71	DeVenzio, Dick	81	0	294	634	.464	0	0	.000	105	138	.761	0	170	2.1	388	66	218	0	0	693	8.6
2002-06	Dockery, Sean	133	2705	230	514	.447	65	178	.365	121	182	.665	88	281	2.1	234	149	295	194	13	646	4.9
1953-55	Doherty, Marty	52	0	113	260	.435	0	0	.000	63	96	.656	0	245	4.7	0	0	54	0	0	289	5.6
1995-99	Domzalski, Taymon	100	1301	154	292	.527	0	0	.000	116	158	.734	143	336	3.4	16	82	238	42	64	424	4.2
1969-72	Doughty, Pat	23	0	8	22	.364	0	0	.000	10	22	.455	0	13	0.6	11	6	20	0	0	26	1.1
1953-54	Driesell, Charlie	23	0	41	90	.456	0	0	.000	34	63	.540	0	48	2.1	0	0	0	0	0	116	5.0
2000-04	Duhon, Chris	144	4813	432	1033	.418	162	505	.321	242	349	.693	109	489	3.4	819	355	268	300	16	1268	8.8
1999-02	Dunleavy, Mike	104	2994	499	1050	.475	179	483	.371	194	278	.698	145	601	5.8	225	202	213	166	55	1371	13.2
2017-18	Duval, Trevon	37	1103	148	346	.428	31	107	.290	53	89	.596	20	73	2.0	207	102	89	54	5	380	10.3
1980-81	Dyke, Mac	3	4	1	1	1.000	0	0	.000	0	0	.000	0	0	0.0	0	0	1	0	0	2	0.7
1971-72	Edwards, Zeno	9	0	0	2	.000	0	0	.000	4	4	1.000	0	3	0.3	3	0	2	0	0	4	0.4
1979-83	Emma, Tom	110	2816	273	625	.437	24	55	.436	214	254	.843	0	196	1.8	245	159	259	66	7	784	7.1
1979-83	Engelland, Chip	113	2473	411	793	.518	41	74	.554	162	191	.848	0	148	1.3	168	119	174	53	7	1025	9.1
1986-87	Essex, Rey	6	8	1	2	.500	0	0	.000	1	4	.250	0	7	1.2	0	0	0	0	0	3	0.5
1968-70	Evans, Brad	50	0	133	281	.473	0	0	.000	88	154	.571	0	120	2.4	105	0	86	0	0	354	7.1
2001-05	Ewing, Daniel	138	3827	538	1246	.432	217	554	.392	302	405	.746	117	382	2.8	293	258	365	191	24	1595	11.6
1962-65	Ferguson, Denny	81	0	184	402	.458	0	0	.000	41	56	.732	0	136	1.7	0	0	0	0	0	409	5.0
1985-89	Ferry, Danny	143	4307	810	1675	.484	108	278	.388	427	551	.775	88	1003	7.0	506	396	394	169	71	2155	15.1
1964-65	Fitts, Burton	3	0	1	3	.333	0	0	.000	0	0	.000	0	1	0.3	0	0	0	0	0	2	0.7
1972-75	Fleischer, Bob	78	0	441	789	.559	0	0	.000	257	333	.772	0	817	10.5	125	0	0	0	0	1139	14.6
1981-84	Ford, Richard	21	39	0	16	.000	0	0	.000	4	4	1.000	0	4	0.2	4	6	6	1	0	4	0.2
1972-76	Fox, Paul	68	359	58	121	.479	0	0	.000	34	57	.596	0	71	1.0	24	22	87	0	0	150	2.2
1966-67	Francis, Bob	1	0	1	2	.500	0	0	.000	3	3	1.000	0	4	4.0	0	0	0	0	0	5	5.0
1981-82	Franke, Ned	3	3	1	1	1.000	0	0	.000	0	0	.000	0	1	0.3	0	0	0	0	0	2	0.7
1958-61	Frye, John	81	0	267	699	.382	0	0	.000	232	326	.712	0	211	2.6	0	0	122	0	0	766	9.5
2011-12	Gbinije, Michael	19	111	11	20	.550	4	10	.400	7	7	1.000	5	16	0.8	3	8	10	3	1	33	1.7
1961-62	Gebbie, Tom	3	0	1	2	.500	0	0	.000	1	2	.500	0	0	0.0	0	0	0	0	0	3	1.0
2016-17	Giles, Harry	26	300	45	78	.577	0	0	.000	12	24	.500	41	100	3.8	9	18	58	9	17	102	3.9
1976-80	Gminski, Mike	122	4162	901	1697	.531	0	0	.000	521	658	.792	0	1242	10.2	128	143	240	95	345	2323	19.0
1975-79	Goetsch, Scott	94	775	79	136	.581	0	0	.000	27	42	.643	0	167	1.8	37	22	107	15	7	185	2.0
1966-69	Golden, Dave	80	0	304	677	.449	0	0	.000	144	190	.758	0	153	1.9	56	0	69	0	0	752	9.4
2017-21	Goldwire, Jordan	116	1900	132	331	.399	44	149	.295	34	51	.667	46	186	1.6	213	80	148	130	7	342	2.9
1974-76	Gomez, Rick	14	7	4	17	.235	0	0	.000	6	7	.857	0	4	0.3	2	0	11	0	0	14	1.0
1986-87	Goodman, Jon	10	20	1	7	.143	0	3	.000	4	5	.800	0	2	0.2	3	7	3	0	0	6	0.6
1975-79	Gray, Steve	88	1010	76	169	.450	0	0	.000	71	84	.845	0	64	0.7	119	95	124	17	1	223	2.5
2021-22	Griffin, A.J.	39	938	146	296	.493	71	159	.447	42	53	.792	29	152	3.9	38	25	42	20	22	405	10.4
2010-14	Hairston, Josh	121	1139	97	220	.441	0	3	.000	56	87	.644	89	186	1.5	27	52	215	16	14	250	2.1
1976-78	Hall, Cameron	34	469	56	110	.509	0	0	.000	28	46	.609	0	67	2.0	24	30	86	9	20	140	4.1
1995-96	Hall, Jeremy	10	14	1	2	.500	0	0	.000	2	2	1.000	1	1	0.1	1	0	0	0	0	4	0.4
1976-79	Hardy, Rob	28	77	10	21	.476	0	0	.000	2	5	.400	0	12	0.4	5	2	21	5	0	22	0.8
1977-79	Harrell, John	63	1216	92	185	.497	0	0	.000	47	62	.758	0	53	0.8	98	0	111	43	4	231	3.7
1955-58	Harris, Bobby Joe	75	0	288	768	.375	0	0	.000	168	225	.747	0	253	3.4	0	0	200	0	0	744	9.9
1961-64	Harrison, Buzzy	83	0	284	586	.485	0	0	.000	107	150	.713	0	267	3.2	0	0	0	0	0	675	8.1
1963-64	Harscher, Frank	15	0	8	21	.381	0	0	.000	7	8	.875	0	5	0.3	0	0	0	0	0	23	1.5
1995-99	Heaps, Jay	30	69	2	6	.333	1	2	.500	3	10	.300	4	7	0.2	15	8	13	8	1	8	0.3
1982-86	Henderson, David	128	3325	586	1208	.485	9	33	.273	389	554	.702	0	513	4.0	263	327	332	151	10	1570	12.3
2006-09	Henderson, Gerald	103	2607	456	995	.458	69	210	.329	281	398	.706	124	435	4.2	182	191	179	101	69	1262	12.3
1986-90	Henderson, Phil	115	2885	510	1053	.484	128	320	.400	249	320	.778	88	330	2.9	217	245	225	129	20	1397	12.1
1962-65	Herbster, Ron	85	0	98	225	.436	0	0	.000	85	123	.691	0	105	1.2	0	0	0	0	0	281	3.3
1960-63	Heyman, Art	79	0	713	1580	.451	0	0	.000	558	853	.654	0	865	10.9	0	0	66	0	0	1984	25.1
1990-94	Hill, Grant	129	3922	745	1400	.532	44	117	.376	390	559	.698	203	769	6.0	461	319	316	218	133	1924	14.9
1989-93	Hill, Thomas	141	3462	590	1137	.519	95	246	.386	319	443	.720	174	488	3.5	177	189	264	194	49	1594	11.3
1972-76	Hodge, Willie	102	801	463	906	.511	0	0	.000	191	263	.726	0	605	5.9	100	82	287	0	0	1117	11.0
2013-14	Hood, Rodney	35	1150	191	412	.464	71	169	.420	109	135	.807	29	138	3.9	75	54	91	25	9	562	16.1
1999-04	Horvath, Nick	133	1194	124	277	.448	30	124	.242	69	111	.622	105	276	2.1	44	66	178	42	45	347	2.6
2021-22	Hubbard, Spencer	3	6	0	0	.000	0	0	.000	1	2	.500	0	1	0.3	0	0	1	0	0	1	0.3
1989-93	Hurley, Bobby	140	4802	513	1252	.410	264	652	.405	441	568	.776	54	306	2.2	1076	534	320	204	6	1731	12.4
1958-61	Hurt, Howard	80	0	420	1070	.393	0	0	.000	255	341	.748	0	575	7.2	0	0	144	0	0	1095	13.7
2019-21	Hurt, Matthew	55	1422	274	521	.526	98	233	.421	95	130	.731	84	266	4.8	61	54	134	32	39	741	13.5
2015-16	Ingram, Brandon	36	1246	214	484	.442	80	195	.410	116	170	.682	67	244	6.8	71	72	7	40	49	624	17.3
2010-11	Irving, Kyrie	11	302	55	104	.529	18	39	.462	64	71	.901	6	37	3.4	47	27	23	16	6	192	17.5
1982-83	Jackman, Bill	27	286	36	91	.396	5	9	.556	10	10	1.000	0	44	1.6	9	19	31	8	1	87	3.2
1967-70	Jackson, Doug	4	0	3	10	.300	0	0	.000	0	0	.000	0	4	1.0	0	0	0	0	0	6	1.5
2016-17	Jackson, Frank	36	896	133	281	.473	51	129	.395	77	102	.755	23	90	2.5	61	49	85	20	2	394	10.9
1996-01	James, Nate	135	2813	387	818	.473	111	331	.335	231	315	.733	221	500	3.7	147	199	222	147	27	1116	8.3
1961-63	Jamieson, Bob	30	0	19	32	.594	0	0	.000	12	24	.500	0	53	1.8	0	0	0	0	0	50	1.7
1953-54	Janicki, Bernie	27	0	140	385	.364	0	0	.000	84	122	.689	0	175	6.5	0	0	0	0	0	364	13.5
2012-17	Jefferson, Amile	150	3344	426	687	.620	0	0	.000	227	395	.575	361	944	6.3	142	139	339	88	138	1079	7.2
2015-17	Jeter, Chase	48	492	34	64	.531	0	0	.000	35	64	.547	43	104	2.2	10	36	90	10	26	103	2.1
1959-60	Johnson, C.B.	1	0	0	0	.000	0	0	.000	0	0	.000	0	0	0.0	0	0	0	0	0	0	0.0
2021-22	John, Theo	38	425	46	76	.605	0	2	.000	15	24	.625	35	96	2.5	16	17	74	17	33	107	2.8
2020-21	Johnson, Jalen	13	279	57	109	.523	8	18	.444	24	38	.632	20	79	6.1	29	33	29	15	16	146	11.2
2002-06	Johnson, Patrick	53	145	10	12	.833	0	0	.000	6	10	.600	13	35	0.7	6	5	27	1	5	26	0.5
2006-10	Johnson, Steve	18	34	2	4	.500	0	0	.000	3	5	.600	1	4	0.2	0	0	0	2	0	7	0.4
2021-22	Jones, Bates	27	144	13	34	.382	9	29	.310	4	4	1.000	13	29	1.1	11	6	11	2	3	39	1.4
2001-03	Jones, Dahntay	68	2025	351	724	.485	59	170	.347	214	289	.740	101	326	4.8	69	121	202	67	35	975	14.3
2013-17	Jones, Matt	143	3411	318	798	.398	170	459	.370	106	155	.684	118	310	2.2	196	113	267	147	17	912	6.4

2018-20	Jones, Tre	65	2258	294	702	.419	66	211	.313	155	202	.767	51	258	4.0	377	131	107	119	16	809	12.4
2014-15	Jones, Tyus	39	1322	135	324	.417	47	124	.379	144	162	.889	19	137	3.5	217	76	46	59	3	461	11.8
1957-59	Joyce, Marty	18	0	6	32	.188	0	0	.000	6	12	.500	0	14	0.8	0	0	12	0	0	18	1.0
1954-56	Kalbfus, Jack	38	0	112	260	.431	0	0	.000	67	111	.604	0	113	3.0	0	0	68	0	0	291	7.7
1958-62	Kast, Fred	57	0	102	296	.345	0	0	.000	39	60	.650	0	167	2.9	0	0	28	0	0	243	4.3
1968-71	Katherman, Rick	82	0	447	965	.463	0	0	.000	111	144	.771	0	362	4.4	65	41	186	0	0	1005	12.3
2021-22	Keels, Trevor	36	1088	147	351	.419	54	173	.312	65	97	.670	30	124	3.4	98	45	47	44	2	413	11.5
2009-13	Kelly, Ryan	126	2437	314	682	.460	102	269	.379	219	272	.805	141	465	3.7	117	104	237	73	133	949	7.5
2014-15	Kelly, Sean	10	12	0	1	.000	0	1	.000	0	0	.000	0	0	0.0	2	0	0	0	0	0	0.0
2015-17	Kennard, Luke	73	2275	378	620	.610	143	373	.383	248	286	.867	78	317	4.3	145	87	152	65	19	1147	15.7
1965-68	Kennedy, Joe	62	0	177	429	.413	0	0	.000	100	130	.769	0	265	4.3	0	0	0	0	0	454	7.3
1984-88	King, Billy	135	2823	234	464	.504	0	1	.000	134	280	.479	32	390	2.9	251	180	292	140	45	602	4.5
2007-08	King, Taylor	34	330	63	152	.414	43	114	.377	17	29	.586	23	68	2.0	14	19	32	11	14	186	5.5
1958-61	Kistler, Doug	81	0	388	864	.449	0	0	.000	156	240	.650	0	756	9.3	0	0	136	0	0	932	11.5
1962-65	Kitching, Brent	62	0	91	210	.433	0	0	.000	53	74	.716	0	103	1.7	0	0	0	0	0	235	3.8
1965-68	Kolodziej, Tim	60	0	130	300	.433	0	0	.000	157	207	.758	0	230	3.8	0	0	0	0	0	417	7.0
1987-91	Koubek, Greg	147	2064	252	591	.426	80	214	.374	133	183	.727	101	364	2.5	104	133	213	68	12	717	4.9
1972-75	Kramer, Pete	76	0	338	697	.485	0	0	.000	110	145	.759	0	253	3.3	117	0	0	0	0	786	10.3
1967-70	Kuhlmeier, Ray	29	0	38	91	.418	0	0	.000	15	19	.789	0	30	1.0	17	0	22	0	0	91	3.1
1953-54	Lacy, Rudy	26	0	49	112	.438	0	0	.000	60	96	.625	0	89	3.4	0	0	0	0	0	158	6.1
1988-92	Laettner, Christian	148	4048	834	1452	.574	79	163	.485	713	885	.806	313	1149	7.8	273	396	425	243	145	2460	16.6
1954-58	Lakata, Bob	68	0	156	397	.393	0	0	.000	119	181	.657	0	394	5.8	0	0	155	0	0	431	6.3
1954-55	Lamley, Herky	28	0	64	196	.327	0	0	.000	39	54	.722	0	134	4.8	0	0	51	0	0	167	6.0
1990-94	Lang, Antonio	135	3020	367	644	.570	0	3	.000	278	422	.659	273	586	4.3	90	198	305	68	106	1012	7.5
1994-99	Langdon, Trajan	136	3921	623	1380	.451	342	802	.426	386	448	.862	106	389	2.9	255	210	286	120	25	1974	14.5
1965-68	Lewis, Mike	84	0	542	973	.557	0	0	.000	332	437	.760	0	1061	12.6	0	0	0	0	0	1416	16.9
1964-67	Liccardo, Jim	58	0	49	119	.412	0	0	.000	23	33	.697	0	118	2.0	0	0	0	0	0	121	2.1
1966-69	Lind, Fred	52	0	137	270	.507	0	0	.000	81	114	.711	0	281	5.4	13	0	72	0	0	355	6.8
1979-81	Linney, Larry	39	292	24	74	.324	0	0	.000	31	43	.721	0	49	1.3	4	20	38	24	3	79	2.0
1969-71	Litz, Steve	17	0	13	19	.684	0	0	.000	10	14	.714	0	14	0.8	1	4	13	0	0	36	2.1
2000-05	Love, Reggie	58	404	28	59	.475	0	2	.000	19	36	.528	55	108	1.9	15	19	68	18	13	75	1.3
1998-99	Maggette, Corey	39	691	137	261	.525	29	84	.345	111	155	.716	56	151	3.9	59	80	99	29	15	414	10.6
1976-77	Mainwaring, Rick	8	20	0	1	.000	0	0	.000	3	4	.750	0	3	0.4	1	4	0	0	0	3	0.4
1962-64	Mann, Ted	29	0	6	30	.200	0	0	.000	8	15	.533	0	29	1.0	0	0	0	0	0	20	0.7
1956-57	Marcovecchio, Joe	2	0	0	3	.000	0	0	.000	0	2	.000	0	1	0.5	0	0	3	0	0	0	0.0
1963-66	Marin, Jack	86	0	513	1027	.500	0	0	.000	253	336	.753	0	695	8.1	0	0	0	0	0	1279	14.9
1953-56	Mayer, Ronnie	80	0	526	1241	.424	0	0	.000	457	590	.775	0	833	10.4	0	0	194	0	0	1509	18.9
1964-65	McBride, Elliot	4	0	2	2	1.000	0	0	.000	3	3	1.000	0	0	0.0	0	0	0	0	0	7	1.8
1989-91	McCaffrey, Billy	76	1471	253	538	.470	32	95	.337	153	188	.814	21	95	1.3	105	104	95	59	5	691	9.1
2004-09	McClure, David	124	1736	113	235	.481	6	18	.333	46	86	.535	123	379	3.1	79	76	157	86	57	278	2.2
1964-67	McKaig, Stuart	49	0	23	55	.418	0	0	.000	14	29	.483	0	41	0.8	0	0	0	0	0	60	1.2
1996-98	McLeod, Roshown	69	1649	338	687	.492	71	179	.397	194	262	.740	135	376	5.4	78	125	207	72	60	941	13.6
1980-84	McNeely, Doug	85	1103	88	202	.436	0	0	.000	55	82	.671	0	163	1.9	46	81	164	47	6	231	2.7
2005-07	McRoberts, Josh	69	2047	279	517	.540	10	36	.278	174	262	.664	130	449	6.5	167	131	190	80	128	742	10.8
1981-85	Meagher, Dan	118	2583	275	596	.461	0	0	.000	206	323	.638	0	476	4.0	137	189	334	74	11	756	6.4
2001-03	Means, Andy	17	47	4	9	.444	2	2	1.000	2	4	.500	5	14	0.8	1	3	4	2	0	12	0.7
1991-95	Meek, Erik	122	1877	214	358	.598	0	0	.000	185	322	.575	222	520	4.3	49	100	241	55	73	613	5.0
1970-73	Melchionni, Gary	77	0	305	685	.445	0	0	.000	193	231	.835	0	207	2.7	184	45	127	0	0	803	10.4
2002-06	Melchionni, Lee	117	1649	165	426	.387	111	309	.359	80	121	.661	66	260	2.2	68	67	168	63	14	521	4.5
1959-62	Mewhort, Buzz	71	0	128	274	.467	0	0	.000	90	141	.638	0	225	3.2	0	0	35	0	0	346	4.9
1956-58	Miller, Don	39	0	45	121	.372	0	0	.000	27	40	.675	0	63	1.6	0	0	36	0	0	117	3.0
1992-96	Moore, Tony	56	457	55	90	.611	0	0	.000	32	47	.681	49	106	1.9	24	34	61	11	26	142	2.5
2019-22	Moore Jr., Wendell	88	2591	338	736	.459	78	218	.358	188	231	.814	117	427	4.9	284	185	172	106	19	942	10.7
1953-56	Morgan, Junior	79	0	249	611	.408	0	0	.000	215	330	.652	0	643	8.1	0	0	189	0	0	713	9.0
1958-61	Morgan, Merrill	29	0	30	87	.345	0	0	.000	10	17	.588	0	26	0.9	0	0	16	0	0	70	2.4
1958-59	Morris, Johnny	1	0	0	1	.000	0	0	.000	0	0	.000	0	0	0.0	0	0	2	0	0	0	0.0
1975-79	Morrison, Harold	93	1061	89	230	.387	0	0	.000	62	94	.660	0	193	2.1	45	52	136	15	13	240	2.6
1974-76	Moses, George	35	852	122	226	.540	0	0	.000	35	77	.455	0	316	9.0	90	71	113	0	0	279	8.0
1959-62	Mullen, Jack	56	0	107	248	.431	0	0	.000	49	99	.495	0	188	3.4	0	0	21	0	0	263	4.7
1961-64	Mullins, Jeff	86	0	770	1495	.515	0	0	.000	344	452	.761	0	776	9.0	0	0	0	0	0	1884	21.9
2012-14	Murphy, Alex	36	227	28	61	.459	6	29	.207	7	16	.438	11	35	1.0	2	12	21	5	3	69	1.9
1963-64	Murray, Terry	1	0	0	1	.000	0	0	.000	0	0	.000	0	2	2.0	0	0	0	0	0	0	0.0
2004-08	Nelson, DeMarcus	124	3253	473	1015	.466	124	332	.373	266	454	.586	167	606	4.9	222	255	265	145	40	1336	10.8
1983-87	Nessley, Martin	92	730	86	180	.478	0	0	.000	52	83	.627	0	191	2.1	30	55	144	17	53	224	2.4
1955-58	Newcome, Jim	75	0	330	836	.395	0	0	.000	156	256	.609	0	600	8.0	0	0	179	0	0	816	10.9
1993-97	Newton, Greg	107	1986	310	545	.569	0	0	.000	192	315	.610	195	550	5.1	48	118	234	68	98	812	7.6
1976-77	Northrop, Geoff	12	44	6	14	.429	0	0	.000	5	7	.714	0	8	0.7	2	6	12	2	0	17	1.4
2004-05	Novick, Tom	2	2	0	0	.000	0	0	.000	0	0	.000	0	0	0.0	0	0	0	0	0	0	0.0
2017-20	O'Connell, Alex	101	1164	157	359	.437	73	202	.361	44	62	.710	49	182	1.8	62	67	56	53	6	431	4.3
1972-76	O'Connell, Dave	64	214	74	169	.438	0	0	.000	35	67	.522	0	78	1.2	23	26	79	0	0	183	2.9
1970-72	O'Connor, Richie	47	0	237	543	.436	0	0	.000	170	232	.733	0	236	5.0	90	99	95	0	0	644	13.7
2015-16	Obi, Sean	10	27	1	2	.500	0	0	.000	3	6	.500	6	10	1.0	0	2	8	0	1	5	0.5
2013-15	Ojeleye, Semi	23	143	12	32	.375	8	23	.348	14	18	.778	10	29	1.3	3	5	17	7	4	46	2.0
2014-15	Okafor, Jalil	38	1143	279	420	.664	0	0	.000	99	194	.510	134	322	8.5	49	95	81	29	54	657	17.3
2003-05	Pagliuca, Joe	14	22	0	3	.000	0	1	.000	0	0	.000	0	1	0.1	0	0	2	0	0	0	0.0
2013-17	Pagliuca, Nick	29	45	1	9	.111	1	7	.143	1	2	.500	4	10	0.3	3	1	5	1	0	4	0.1
1988-91	Palmer, Crawford	82	669	75	126	.595	0	0	.000	45	69	.652	43	151	1.8	13	48	114	19	32	195	2.4
2013-14	Parker, Jabari	35	1073	236	499	.473	38	106	.358	160	214	.748	105	306	8.7	41	81	83	37	43	670	19.1
1991-95	Parks, Cherokee	131	3463	629	1142	.551	34	102	.333	351	465	.755	263	874	6.7	103	206	270	93	231	1643	12.5
2005-09	Paulus, Greg	139	3752	376	907	.415	210	527	.398	231	298	.775	55	293	2.1	468	303	310	172	5	1193	8.6
2004-06	Perkins, Ross	11	17	1	3	.333	1	1	1.000	0	0	.000	0	2	0.2	0	1	2	0	0	3	0.3
1995-96	Perry, Baker	5	5	2	2	1.000	1	1	1.000	1	1	1.000	0	1	0.2	0	0	2	0	0	6	1.2
2009-11	Peters, Casey	17	25	0	0	.000	0	0	.000	0	0	.000	0	4	0.2	0	1	0	1	0	0	0.0
2012-16	Plumlee, Marshall	124	1778	155	233	.665	1	1	1.000	116	209	.555	199	476	3.8	59	68	192	46	101	427	3.4
2009-13	Plumlee, Mason	141	3641	525	914	.574	2	10	.200	332	569	.583	328	1085	7.7	213	280	347	113	199	1384	9.8
2008-12	Plumlee, Miles	135	2144	262	471	.556	1	1	1.000	125	200	.625	254	654	4.8	44	140	306	64	87	650	4.8
2005-09	Pocius, Marty	81	532	51	129	.395	19	76	.250	21	26	.808	16	45	0.6	32	43	59	19	1	142	1.8
1967-70	Posen, John	29	0	28	59	.475	0	0	.000	19	26	.731	0	35	1.2	23	0	24	0	0	75	2.6
1994-98	Price, Ricky	112	2509	382	895	.427	90	273	.330	172	252	.683	105	310	2.8	112	174	202	72	18	1026	9.2
1960-61	Raksnis, Charlie	2	0	1	1	1.000	0	0	.000	1	1	1.000	0	1	0.5	0	0	2	0	0	3	1.5
2002-05	Randolph, Shavlik	92	1608	205	405	.506	12	42	.286	158	247	.640	174	394	4.3	56	97	257	70	129	580	6.3
1971-74	Redding, Chris	78	0	399	813	.491	0	0	.000	343	425	.807	0	473	6.1	44	0	0	0	0	1141	14.6
2018-19	Reddish, Cam	36	1068	154	432	.356	89	267	.333	88	114	.772	20	133	3.7	70	96	86	56	21	485	13.5
2002-06	Redick, J.J.	139	4732	825	1906	.433	457	1126	.406	662	726	.912	66	375	2.7	306	296	226	152	9	2769	19.9
1964-67	Riedy, Bob	79	0	288	627	.459	0	0	.000	165	233	.708	0	535	6.8	0	0	0	0	0	741	9.4
1971-72	Righter, Ron	25	0	59	128	.461	0	0	.000	44	59	.746	0	78	3.1	5	0	0	0	0	162	6.5
2011-12	Rivers, Austin	34	1129	174	402	.433	58	159	.365	121	184	.658	21	115	3.4	71	79	76	33	1	527	15.5
2020-22	Roach, Jeremy	63	1802	196	460	.426	65	205	.317	88	120	.733	27	146	2.3	189	110	151	51	5	545	8.6
1956-59	Robertson, Jerry	68	0	103	285	.361	0	0	.000	64	121	.529	0	255	3.8	0	0	125	0	0	270	4.0
2016-20	Robinson, Justin	55	252	32	63	.508	19	47	.404	3	9	.333	9	43	0.8	10	11	32	7	30	86	1.6
1954-55	Rogers, Jimmy	6	0	0	9	.000	0	0	.000	3	4	.750	0	4	0.7	0	0	5	0	0	3	0.5
1954-56	Rosenthal, Richard	23	0	20	50	.400	0	0	.000	9	18	.500	0	23	1.0	0	0	5	0	0	49	2.1
1961-62	Salisbury, Steve	2	0	1	2	.500	0	0	.000	0	1	.000	0	0	0.0	0	0	0	0	0	2	1.0
1999-03	Sanders, Casey	124	1348	117	221	.529	0	0	.000	102	197	.518	150	316	2.5	27	85	235	29	120	336	2.7
1969-71	Saunders, Larry	56	0	191	319	.599	0	0	.000	123	176	.699	0	406	7.3	24	43	145	0	0	505	9.0
2020-22	Savarino, Michael	13	29	4	10	.400	4	9	.444	1	2	.500	2	6	0.4	0	2	1	1	0	13	1.0
2006-10	Scheyer, Jon	144	4759	586	1442	.406	297	780	.381	608	706	.861	148	522	3.6	440	211	229	208	30	2077	14.4
1960-63	Schmidt, Fred	65	0	173	371	.466	0	0	.000	61	73	.836	0	106	1.6	0	0	15	0	0	407	6.3
1955-58	Schmidt, Paul	67	0	193	425	.454	0	0	.000	173	273	.634	0	409	6.1	0	0	168	0	0	559	8.3
1953-54	Shabel, Fred	21	0	32	68	.471	0	0	.000	13	21	.619	0	18	0.9	0	0	0	0	0	77	3.7
1970-73	Shaw, Alan	82	0	263	480	.548	0	0	.000	218	300	.727	0	673	8.2	104	44	215	0	0	744	9.1

1997-01	Simpson, J.D.	79	225	11	46	.239	4	25	.160	15	24	.625	4	27	0.3	12	23	14	5	0	41	0.5
2007-11	Singler, Kyle	148	4887	814	1879	.433	267	736	.363	497	643	.773	360	1015	6.9	293	316	387	168	107	2392	16.2
1994-98	Singleton, Todd	42	101	13	26	.500	0	0	.000	10	17	.588	5	15	0.4	5	5	12	1	4	36	0.9
1967-70	Smiley, Glen	8	0	6	13	.462	0	0	.000	2	5	.400	0	6	0.8	1	0	5	0	0	14	1.8
1985-89	Smith, John	120	2059	338	619	.546	26	54	.481	243	321	.757	40	358	3.0	54	160	219	66	20	945	7.9
2007-11	Smith, Nolan	143	3842	667	1490	.448	166	451	.368	411	514	.800	114	398	2.8	406	291	266	140	19	1911	13.4
1985-89	Snyder, Quin	136	3178	292	682	.428	108	303	.356	156	223	.700	13	260	1.9	585	316	341	185	59	848	6.2
1975-79	Spanarkel, Jim	114	4003	724	1374	.527	0	0	.000	564	700	.806	0	454	4.0	399	170	305	212	14	2012	17.6
2019-20	Stanley, Cassius	29	796	128	270	.474	31	86	.360	77	105	.733	54	141	4.9	30	55	63	20	21	364	12.6
2020-21	Steward, D.J.	24	739	113	265	.426	43	126	.341	43	53	.881	28	93	3.9	57	48	29	26	14	312	13.0
1984-88	Strickland, Kevin	125	2338	411	827	.497	91	241	.378	182	231	.788	70	374	3.0	119	155	222	84	52	1095	8.8
1977-81	Suddath, Jim	113	1075	105	214	.491	0	0	.000	57	81	.704	0	148	1.3	73	49	132	43	11	267	2.4
1972-75	Suk, Bill	70	0	73	177	.412	0	0	.000	47	66	.712	0	134	1.9	42	0	0	0	0	193	2.8
2012-15	Sulaimon, Rasheed	90	2307	288	695	.414	115	294	.391	211	274	.770	39	244	2.7	184	108	192	73	4	902	10.0
2006-07	Sutton, Nick	1	2	0	0	.000	0	0	.000	0	0	.000	0	0	0.0	0	0	0	0	0	0	0.0
2000-01	Sweet, Andre	7	79	13	27	.481	1	5	.200	2	6	.333	8	18	2.6	4	4	6	6	1	29	4.1
2020-21	Tape, Patrick	10	47	5	13	.385	0	0	.000	1	4	.250	6	11	1.1	3	4	11	5	2	11	1.1
2016-17	Tatum, Jayson	29	966	165	365	.452	40	117	.342	118	139	.849	39	213	7.3	62	76	86	39	33	488	16.8
1978-82	Taylor, Vince	120	3548	573	1139	.503	0	0	.000	309	479	.645	0	343	2.9	212	238	326	158	18	1455	12.1
1967-70	Teer, Tim	40	0	53	150	.353	0	0	.000	13	19	.684	0	54	1.4	4	0	18	0	0	119	3.0
2006-10	Thomas, Lance	140	2758	235	448	.525	0	0	.000	177	295	.600	257	508	3.6	64	166	397	77	33	647	4.6
2002-04	Thompson, Michael	19	70	9	16	.563	0	0	.000	9	11	.818	6	9	0.5	0	4	12	1	6	27	1.4
2015-16	Thornton, Derryck	36	935	94	241	.390	27	83	.325	40	58	.690	10	66	1.8	93	59	76	27	8	255	7.1
2010-14	Thornton, Tyler	139	2590	125	308	.406	89	231	.385	94	121	.777	51	231	1.7	264	118	349	139	6	433	3.1
1954-55	Thuemmel, Bob	18	0	6	25	.240	0	0	.000	1	9	.111	0	5	0.3	0	0	20	0	0	13	0.7
1962-65	Tison, Hack	85	0	315	617	.511	0	0	.000	169	258	.655	0	583	6.9	0	0	0	0	0	799	9.4
1979-83	Tissaw, Mike	94	1526	75	178	.421	0	0	.000	85	160	.531	0	244	2.6	39	97	166	21	15	235	2.5
1953-55	Tobin, Don	36	0	67	193	.347	0	0	.000	46	82	.561	0	121	3.4	0	0	39	0	0	180	5.0
2017-18	Trent, Gary Jr.	37	1253	177	427	.415	97	241	.402	85	97	.876	31	157	4.2	52	38	62	43	5	536	14.5
2017-18	Tucker, Jordan	2	14	2	4	.500	1	2	.500	1	2	.500	0	1	0.5	0	2	0	0	0	6	3.0
1953-55	Turner, Hal	48	0	105	309	.340	0	0	.000	24	38	.632	0	46	1.0	0	0	47	0	0	234	4.9
1961-62	Ulrich, Bill	21	0	34	86	.395	0	0	.000	10	18	.556	0	31	1.5	0	0	0	0	0	78	3.7
1963-66	Vacendak, Steve	84	0	378	877	.431	0	0	.000	197	289	.682	0	358	4.3	0	0	0	0	0	953	11.3
1966-69	Vandenberg, Steve	76	0	239	443	.540	0	0	.000	160	214	.748	0	458	6.0	13	0	75	0	0	638	8.4
1964-67	Verga, Bob	80	0	728	1486	.490	0	0	.000	302	414	.729	0	299	3.7	0	0	0	0	0	1758	22.0
1956-58	Vernon, Bob	49	0	222	540	.411	0	0	.000	94	132	.712	0	156	3.2	0	0	58	0	0	538	11.0
2015-19	Vrankovic, Antonio	49	271	28	47	.596	0	0	.000	18	31	.581	37	78	1.6	18	17	45	3	12	74	1.5
1993-97	Wallace, Carmen	80	923	97	218	.445	29	67	.433	57	78	.731	67	138	1.7	29	46	115	37	27	280	3.5
1965-66	Warren, Dick	5	0	0	3	.000	0	0	.000	1	2	.500	0	3	0.6	0	0	0	0	0	1	0.2
1956-59	Watson, Bill	32	0	28	79	.354	0	0	.000	18	29	.621	0	34	1.1	0	0	41	0	0	74	2.3
1958-59	Wayand, Bob	1	0	0	2	.000	0	0	.000	1	2	.500	0	2	2.0	0	0	1	0	0	1	1.0
1980-81	Weingart, Jon	6	10	1	4	.250	0	0	.000	0	0	.000	0	1	0.2	1	0	1	0	0	2	0.3
1965-68	Wendelin, Ron	81	0	118	312	.378	0	0	.000	59	98	.602	0	154	1.9	0	0	0	0	0	295	3.6
1981-83	Wendt, Greg	44	366	41	102	.402	0	2	.000	21	36	.583	0	71	1.6	14	22	54	13	0	103	2.3
1969-72	West, Robby	37	0	62	157	.395	0	0	.000	18	28	.643	0	52	1.4	40	5	43	0	0	142	3.8
2016-20	White, Jack	103	1402	93	246	.378	47	163	.288	46	57	.807	82	307	3.0	57	56	124	52	67	279	2.7
1980-81	Whitted, Gordon	11	17	0	1	.000	0	0	.000	0	2	.000	0	2	0.2	1	4	2	3	0	0	0.0
1979-82	Williams, Allen	73	828	85	174	.489	0	0	.000	47	75	.627	0	128	1.8	16	52	107	14	25	217	3.0
2008-09	Williams, Elliott	34	563	56	127	.441	9	36	.250	23	46	.500	29	77	2.3	23	29	58	21	1	144	4.2
1999-02	Williams, Jason	108	3572	713	1575	.453	313	797	.393	340	507	.671	89	395	3.7	644	424	253	235	14	2079	19.3
2020-22	Williams, Mark	62	1265	262	372	.704	0	1	.000	78	118	.662	146	393	6.3	52	56	114	32	142	602	9.7
2002-06	Williams, Shelden	139	3903	687	1202	.572	4	12	.333	550	796	.691	447	1262	9.1	119	321	432	161	422	1928	13.9
1982-86	Williams, Weldon	73	369	52	97	.536	0	0	.000	22	37	.595	0	81	1.1	11	28	54	7	4	126	1.7
1961-63	Williamson, Scott	18	0	3	13	.231	0	0	.000	2	3	.667	0	15	0.8	0	0	0	0	0	8	0.4
2018-19	Williamson, Zion	33	990	296	435	.680	24	71	.338	130	203	.640	116	293	8.9	68	78	68	70	59	746	22.6
2014-15	Winslow, Justise	39	1135	173	356	.486	46	110	.418	100	156	.641	49	252	6.5	82	71	108	52	34	492	12.6
1994-98	Wojciechowski, Steve	128	3263	198	517	.383	141	387	.364	150	205	.732	74	291	2.3	505	202	286	203	0	687	5.4
2020-22	Worthington, Keenan	11	28	2	4	.500	0	0	.000	2	6	.333	6	14	1.3	0	0	2	0	0	6	0.5
1969-72	Yarbrough, Stu	51	0	93	175	.531	0	0	.000	91	125	.728	0	122	2.4	21	3	71	0	0	277	5.4
1974-76	Young, Ken	43	175	79	200	.395	0	0	.000	32	48	.667	0	24	0.6	45	17	70	0	0	190	4.4
1958-61	Youngkin, Carroll	81	0	413	765	.540	0	0	.000	328	572	.573	0	829	10.2	0	0	157	0	0	1154	14.2
2010-14	Zafirovski, Todd	20	41	2	7	.286	0	0	.000	1	4	.250	1	6	0.3	1	1	6	1	1	5	0.3
1964-66	Zimmer, Bill	9	0	4	16	.250	0	0	.000	8	12	.667	0	6	0.7	0	0	0	0	0	16	1.8
2006-10	Zoubek, Brian	133	1670	225	379	.594	0	0	.000	112	184	.609	276	599	4.5	73	130	289	55	86	562	4.2

FLORIDA STATE

Year	Name	G	MIN	FG	FGA	PCT	3PT	3PA	PCT	FT	FTA	PCT	OR	TR	AVG	AST	TO	PF	ST	BK	PTS	AVG
2007-10	Alabi, Solomon	77	1692	270	506	.534	0	1	.000	164	220	.575	162	415	5.4	28	128	158	39	159	704	9.1
2013-18	Allen, Brandon	75	323	33	73	.452	18	46	.391	6	6	1.000	10	33	0.4	16	22	48	10	4	90	1.2
2005-07	Allen, Jerel	65	928	101	250	.404	45	125	.360	23	36	.639	32	111	1.7	56	56	84	35	8	270	4.2
1998-00	Anderson, Damous	50	1499	267	489	.546	54	131	.412	95	142	.671	104	236	4.7	57	72	110	63	23	683	13.7
1999-02	Anderson, David	70	790	37	98	.378	0	0	.000	23	40	.575	49	143	2.0	9	23	63	4	55	97	1.4
2016-18	Angola, Braian	69	1365	187	439	.426	85	220	.386	135	164	.823	43	193	2.8	147	90	126	61	13	594	8.6
1998-02	Arrington, Delvon	118	3852	413	1014	.407	120	354	.339	227	315	.721	63	443	3.8	688	477	217	225	6	1173	9.9
1993-94	Azama, Curtis	3	7	0	1	.000	0	0	.000	0	0	.000	0	0	0.0	0	0	0	0	0	0	0.0
2015-17	Bacon, Dwayne	69	1987	418	930	.449	89	285	.312	214	292	.733	81	344	5.0	111	145	128	68	5	1139	16.5
1997-99	Baker, Terrell	61	1826	271	585	.463	76	237	.321	189	246	.768	89	265	4.3	148	159	203	139	13	807	13.2
2020-22	Ballard, Quincy	36	149	17	24	.708	0	0	.000	4	13	.308	14	33	0.9	2	10	20	2	17	38	1.1
2020-21	Barnes, Scottie	24	595	98	195	.503	11	40	.275	41	66	.621	35	96	4.0	98	59	52	35	11	248	10.3
2015-16	Beasley, Malik	34	1014	185	393	.471	55	142	.387	104	128	.813	44	180	5.3	51	59	75	32	6	529	15.6
2015-16	Bell, Benji	33	342	39	99	.394	23	54	.426	25	45	.556	8	34	1.0	29	22	29	10	0	126	3.8
2014-15	Berwick, Robbie	33	361	26	89	.292	19	63	.302	9	17	.529	9	34	1.0	22	18	42	12	1	80	2.4
2012-16	Bojanovsky, Boris	136	2254	244	423	.577	0	4	.000	195	282	.691	185	469	3.4	60	127	281	65	195	683	5.0
2007-08	Bolton, Jordan	4	5	1	4	.250	1	3	.333	0	0	.000	1	3	0.8	0	1	0	0	0	3	0.8
2012-16	Bookert, Devon	131	3567	359	856	.419	188	449	.419	214	270	.793	71	368	2.8	347	246	234	139	12	1120	8.5
2001-02	Bracey, J.D.	22	254	32	95	.337	14	51	.275	11	16	.688	8	22	1.0	16	25	24	5	0	89	4.0
2012-16	Brandon, Montay	135	3509	311	669	.465	25	95	.263	252	409	.616	154	518	3.8	196	221	253	99	30	899	6.7
2005-08	Breeden, Cassan	66	590	76	171	.444	18	58	.310	38	51	.745	27	84	1.3	24	48	92	25	14	208	3.2
1994-98	Brower, Geoff	64	916	134	305	.439	58	168	.345	51	74	.689	25	89	1.4	61	71	79	29	1	377	5.9
1993-94	Bryant, Nick	9	82	2	8	.250	1	3	.333	15	17	.882	1	3	0.3	7	8	7	5	0	20	2.2
2021-22	Butler, John	31	586	69	166	.416	33	84	.393	11	25	.440	21	100	3.2	23	26	61	13	36	182	5.9
2020-21	Calhoun, Sardaar	25	356	49	116	.422	23	58	.397	12	14	.857	7	36	1.4	14	19	19	13	2	133	5.3
2002-04	Callier, Benson	30	164	16	48	.333	6	13	.462	10	16	.625	10	38	1.3	4	18	25	8	2	48	1.6
1992-95	Carroll, Derrick	60	1069	147	353	.416	77	213	.362	40	57	.702	44	159	2.7	54	74	53	22	8	411	6.9
1991-93	Cassell, Sam	66	2344	440	920	.478	108	295	.366	223	304	.734	87	293	4.4	289	190	218	153	18	1211	18.3
1997-00	Chlebek, Matt	59	274	22	73	.301	15	45	.333	11	16	.688	5	29	0.5	35	43	22	3	0	70	1.2
2021-22	Cleveland, Matthew	29	759	133	294	.452	6	34	.176	61	110	.555	43	132	4.6	35	38	59	20	14	333	11.5
2014-19	Cofer, Phil	133	2869	358	780	.459	89	243	.366	172	260	.662	146	487	3.7	69	139	177	39	36	977	7.3
1993-97	Collins, James	112	3678	645	1433	.450	255	686	.372	248	365	.679	203	499	4.5	283	269	292	191	37	1793	16.0
1993-94	Cooper, Andre	7	90	12	30	.400	1	6	.167	4	9	.444	5	11	1.6	8	9	12	6	1	29	4.1
1998-01	Crawford, Adrian	75	1919	244	658	.371	135	375	.360	85	135	.630	41	175	2.3	143	137	132	36	5	708	9.4
2000-02	Cummings, Monte	57	1543	260	524	.496	16	50	.320	209	279	.749	82	203	3.6	99	100	118	49	11	745	13.1
1994-96	Curry, Avery	51	957	84	252	.333	38	120	.317	54	87	.621	72	158	3.1	62	52	96	44	9	260	5.1
1998-99	Daniels, Brock	3	7	0	3	.000	0	0	.000	2	2	1.000	1	2	0.7	0	0	1	0	0	2	0.7
1996-98	Deas, Devonaire	52	487	43	116	.371	10	33	.303	24	39	.615	8	61	1.2	88	79	59	36	2	120	2.3
2007-10	DeMercy, Jordan	87	1285	84	204	.412	17	67	.254	43	69	.623	53	180	2.1	90	106	122	60	23	228	2.6
1998-02	Dixon, Antwuan	109	2268	235	533	.441	83	243	.342	125	179	.698	159	415	3.8	95	129	208	61	19	678	6.2
1999-02	Dixon, Nigel	85	1116	185	384	.482	0	0	.000	103	219	.470	180	384	4.5	7	136	195	16	7	473	5.6
1991-93	Dobard, Rodney	64	1946	308	518	.595	0	3	.000	107	170	.629	158	409	6.4	82	129	174	61	157	723	11.3
1991-92	Donald, Ray	21	133	10	28	.357	0	2	.000	5	6	.833	9	18	0.9	7	8	17	3	0	25	1.2
2006-09	Douglas, Toney	99	3349	560	1251	.446	178	473	.376	357	443	.806	76	327	3.3	287	255	219	188	34	1655	16.7

2008-12	Dulkys, Deividas	131	2804	299	779	.384	203	572	.355	75	106	.708	80	287	2.2	141	160	252	138	48	876	6.7
2005-09	Echefu, Uche	131	2677	294	672	.438	66	213	.310	264	331	.798	180	613	4.7	61	201	312	84	68	918	7.0
1991-93	Edwards, Doug	61	2161	421	809	.520	18	78	.231	220	300	.733	236	561	9.2	171	174	197	91	85	1080	17.7
2004-05	Engstrom, Ben	4	9	2	3	.667	0	0	.000	0	0	.000	0	0	0.0	1	0	0	0	0	4	1.0
2019-22	Evans, RayQuan	80	1662	140	352	.398	34	96	.354	116	141	.823	27	151	1.9	161	98	87	60	20	430	5.4
2002-03	Fells, Orenn	8	15	0	1	.000	0	0	.000	0	5	.000	2	3	0.4	0	1	1	1	0	0	0.0
2021-22	Fletcher, Cam'Ron	29	472	76	160	.475	21	58	.362	25	33	.758	37	100	3.4	26	43	48	27	5	198	6.8
2016-20	Forrest, Trent	137	3470	390	844	.462	27	109	.248	336	449	.748	138	562	4.1	455	260	205	224	44	1143	8.3
2002-06	Galloway, Todd	123	2821	236	566	.417	92	256	.359	158	245	.645	30	236	1.9	356	252	248	129	6	722	5.9
2008-12	Gibson, Xavier	124	1611	237	485	.489	12	48	.250	119	189	.630	138	377	3.0	40	156	221	39	100	605	4.9
2012-14	Gilchrist, Robert	61	683	68	153	.444	4	17	.235	14	39	.359	33	95	1.6	10	48	64	15	26	154	2.5
2002-04	Gordon, Emanuel	9	16	3	5	.600	2	3	.667	0	0	.000	1	2	0.2	1	2	2	0	0	8	0.9
1993-94	Grabuloff, David	8	42	2	8	.250	0	2	.000	3	4	.750	3	8	1.0	6	3	4	1	2	7	0.9
1991-94	Graham, Chuck	55	1426	246	572	.430	68	197	.345	113	143	.790	76	190	3.5	47	91	129	48	2	673	12.2
2018-21	Gray, RaiQuan	90	1663	217	474	.458	27	103	.262	150	205	.732	90	354	3.9	122	139	194	90	45	611	6.8
1994-98	Greer, LaMarr	117	3349	364	873	.417	123	380	.324	171	255	.671	124	438	3.7	361	216	183	136	20	1022	8.7
2004-05	Griffin, Antonio	9	50	11	22	.500	3	5	.600	3	9	.333	2	7	0.8	3	2	5	1	4	28	3.1
1991-93	Gruhl, Stephen	12	17	4	11	.364	0	0	.000	2	5	.400	3	5	0.4	0	2	2	0	0	10	0.8
1996-00	Hale, Ron	120	2764	423	956	.442	111	339	.327	279	374	.746	169	498	4.2	123	189	260	80	77	1236	10.3
1992-93	Hands, Lorenzo	32	304	37	81	.457	8	23	.348	14	29	.483	7	26	0.8	20	22	22	15	1	96	3.0
2019-20	Hands, Ty	3	3	0	1	.000	0	1	.000	0	0	.000	0	1	0.3	0	0	1	0	0	0	0.0
2001-03	Harvey, Trevor	57	886	141	245	.576	0	0	.000	79	141	.560	96	233	4.1	17	54	116	44	60	361	6.3
2000-03	Haywood, Marcell	39	175	6	10	.600	0	0	.000	6	18	.333	3	14	0.4	17	18	24	12	0	18	0.5
2005-09	Hoff, Brian	46	132	19	45	.422	10	25	.400	5	8	.625	12	22	0.5	4	4	12	3	1	53	1.1
2013-14	Hopkins, Joell	14	26	2	6	.333	0	2	.000	2	8	.250	1	3	0.2	0	1	3	0	0	6	0.4
1998-00	Hull, Chris	5	6	1	4	.250	0	1	.000	0	0	.000	0	0	0.0	0	0	0	0	0	2	0.4
2016-17	Isaac, Jonathan	32	839	130	256	.508	31	89	.348	92	118	.780	56	251	7.8	37	48	70	37	49	383	12.0
2019-21	Jack, Nathaniel	32	220	38	94	.404	28	79	.354	7	10	.700	7	25	0.8	10	14	31	4	1	111	3.5
1995-98	Jackson, Randell	86	2376	378	797	.474	14	51	.275	193	295	.654	194	492	5.7	65	167	208	63	113	963	11.2
2010-12	James, Bernard	69	1698	274	437	.627	0	0	.000	123	233	.528	181	484	7.0	24	123	124	55	164	671	9.7
2003-06	Johnson, Alexander	92	1935	306	589	.520	12	39	.308	276	414	.667	159	482	5.2	64	238	268	81	66	900	9.8
2002-04	Johnson, Nate	62	1797	103	271	.380	72	184	.391	35	55	.636	20	157	2.5	209	87	85	60	3	313	5.0
2000-04	Joiner, Michael	120	3179	368	825	.446	92	255	.361	117	182	.643	209	550	4.6	185	211	275	123	57	945	7.9
2008-11	Jordan, Pierre	39	202	15	53	.283	4	21	.190	3	5	.600	7	29	0.7	17	17	31	5	0	37	0.9
2017-19	Kabengele, Mfiondu	71	1301	249	500	.498	34	91	.374	202	279	.724	142	378	5.3	21	83	169	36	85	734	10.3
1992-94	Kerner, Jonathan	28	209	19	34	.559	0	0	.000	16	25	.640	9	42	1.5	7	11	21	3	5	54	1.9
2008-11	Kitchen Derwin	91	2595	288	623	.462	62	184	.337	173	239	.724	108	467	5.1	308	192	122	133	10	811	8.9
2019-21	Koprivika, Balsa	51	746	139	222	.626	1	1	1.000	67	99	.677	82	200	3.9	26	49	104	16	40	346	6.8
2015-19	Koumadje, Christ	122	1472	239	384	.622	0	2	.000	72	133	.541	142	407	3.3	16	89	232	17	146	550	4.7
2010-12	Kreft, Jonathan	60	605	67	143	.469	0	0	.000	43	72	.597	48	139	2.3	15	66	99	14	32	177	3.0
2001-02	Krieg, Adam	8	46	3	8	.375	1	4	.250	2	2	1.000	1	7	0.9	1	4	1	0	1	9	1.1
2017-21	Light, Travis	29	51	7	24	.292	6	22	.273	2	2	1.000	2	6	0.2	0	0	0	1	1	22	0.8
2017-22	Lindner, Justin	36	95	9	23	.391	2	8	.250	4	6	.667	4	16	0.4	28	17	9	6	0	24	0.7
2008-12	Loucks, Luke	136	2673	193	504	.383	88	271	.325	121	178	.680	38	302	2.2	391	249	275	119	18	595	4.4
1994-98	Louis, Corey	107	3021	447	925	.483	1	4	.250	232	371	.625	300	755	7.1	67	180	287	66	197	1127	10.5
2000-02	Lowery, Ryan	32	261	6	29	.207	3	14	.214	2	3	.667	6	25	0.8	45	28	22	7	0	17	0.5
1993-97	Luchman, Kirk	111	2225	288	538	.535	0	0	.000	176	258	.682	227	552	5.0	62	118	337	91	72	752	6.8
2015-19	Mann, Terance	140	3639	505	915	.552	54	165	.327	258	385	.670	266	710	5.0	269	191	284	112	34	1322	9.4
2000-04	Mathews, Mike	115	1521	175	380	.461	0	0	.000	98	163	.601	76	241	2.1	21	100	235	27	118	448	3.9
1998-00	Mathis, Emanuel	42	200	30	89	.337	17	54	.315	21	29	.724	11	31	0.7	11	19	33	3	1	98	2.3
1995-96	McClendon, Kelvin	9	112	9	28	.321	2	6	.333	7	15	.467	6	19	2.1	3	5	6	5	0	27	3.0
2021-22	McLeod, Naheem	18	199	34	50	.680	0	0	.000	13	25	.520	27	37	2.1	0	8	17	1	7	81	4.5
2001-02	McPherson, Adrian	3	5	1	2	.500	1	1	1.000	2	2	1.000	0	0	0.0	0	0	1	1	0	5	1.7
2017-21	Miles, Will	27	47	3	16	.188	0	1	.000	1	2	.500	2	4	0.1	4	5	7	2	0	7	0.3
2010-14	Miller, Ian	108	2361	324	807	.401	146	409	.357	183	227	.806	37	212	2.0	193	194	184	89	3	977	9.0
1991-92	Miller, Ron	11	48	6	17	.353	2	8	.250	3	5	.600	2	6	0.5	1	2	3	3	0	17	1.5
2021-22	Mills, Caleb	26	682	120	277	.433	30	85	.353	59	69	.855	11	62	2.4	63	53	49	39	13	329	12.7
2004-08	Mims, Ralph	128	2367	222	567	.392	89	254	.350	226	284	.796	75	303	2.4	205	170	128	126	24	759	5.9
2000-03	Moran, Nathan	15	30	0	9	.000	0	6	.000	3	4	.750	1	2	0.1	3	1	5	5	2	3	0.2
2009-13	Moreau, Joey	29	36	4	15	.267	4	12	.333	10	10	1.000	1	3	0.1	0	2	3	1	0	2	0.8
1998-99	Morris, Aaron	4	8	0	4	.000	0	1	.000	2	2	1.000	0	0	0.0	0	0	0	0	0	2	0.5
1998-00	Mott, Justin	59	882	32	89	.360	0	0	.000	33	59	.559	76	170	2.9	14	48	138	20	18	97	1.6
1994-98	Mulligan, Kyle	32	146	16	42	.381	1	3	.333	13	27	.481	12	19	0.6	5	16	17	0	2	46	1.4
2000-01	Murray, Pete	5	5	0	1	.000	0	0	.000	0	2	.000	1	2	0.4	0	1	1	0	0	0	0.0
1993-94	Nasworthy, Jay	2	4	2	2	1.000	0	0	.000	0	0	.000	1	1	0.5	0	1	0	0	0	4	2.0
2020-22	Ngom, Tanor	43	395	61	100	.610	2	13	.154	44	53	.831	32	86	2.0	4	38	78	8	29	169	3.9
2018-19	Nichols, David	35	624	77	199	.387	35	110	.318	34	49	.694	9	59	1.7	59	49	77	23	2	223	6.4
2017-18	Obiagu, Ike	34	364	33	57	.579	0	0	.000	12	38	.316	33	87	2.6	2	25	60	7	71	78	2.3
2007-08	O'Donnell, Ben	8	8	1	4	.250	1	3	.333	0	0	.000	0	0	0.0	3	3	5	1	0	3	0.4
2012-17	Ojo, Michael	131	1282	126	239	.527	0	0	.000	99	174	.569	122	325	2.5	25	96	211	23	78	351	2.7
2019-20	Olejniczak, Dominik	29	308	55	90	.611	0	0	.000	13	19	.684	33	66	2.3	4	26	46	9	16	123	4.2
1999-00	Osborne, Levi	3	2	0	0	.000	0	0	.000	1	2	.500	0	1	0.3	1	0	0	0	0	1	0.3
2019-22	Osborne, Malik	72	1551	165	380	.434	60	166	.361	108	141	.766	130	380	5.3	36	58	130	50	34	498	6.9
2003-04	Penny, Romone	6	10	0	2	.000	0	1	.000	4	6	.667	0	2	0.3	1	1	0	1	0	4	0.7
2011-12	Peterson, Jeff	34	535	42	99	.424	6	27	.222	17	31	.548	5	53	1.6	61	61	47	21	1	107	3.1
2002-04	Pickett, Tim	62	1944	352	863	.408	194	529	.367	140	172	.814	64	314	5.1	130	141	169	164	22	1038	16.7
1997-99	Pierre, Gibson	10	18	1	1	1.000	0	0	.000	0	0	.000	0	4	0.4	1	4	4	0	0	2	0.2
2017-22	Polite, Anthony	107	2194	242	555	.436	105	301	.349	120	162	.741	110	369	3.4	152	120	170	121	30	709	6.6
1996-97	Polley, Tommy	1	3	0	1	.000	0	0	.000	0	0	.000	0	0	0.0	0	0	0	0	0	0	0.0
1991-93	Porter, Scott	4	5	0	3	.000	0	0	.000	0	0	.000	0	1	0.3	0	0	0	0	0	0	0.0
2010-13	Portuondo, Rafael	16	19	3	8	.375	1	5	.200	3	4	.750	1	2	0.1	1	7	6	1	0	10	0.6
2017-22	Prieto, Harrison	48	335	44	77	.571	11	24	.458	5	15	.333	29	59	1.2	6	9	36	7	9	104	2.2
2014-17	RathanMayes, Xavier	100	3047	430	1014	.424	127	432	.294	249	374	.666	51	317	3.2	451	256	213	101	4	1236	12.4
1991-95	Reid, Andre	89	1664	166	340	.488	0	2	.000	83	156	.532	179	419	4.7	29	119	278	30	127	415	4.7
2006-10	Reid, Ryan	126	2539	236	477	.495	1	1	1.000	151	250	.604	213	490	3.9	85	206	244	68	71	624	5.0
2004-08	Rich, Jason	129	3594	510	1096	.465	59	197	.299	236	308	.766	127	423	3.3	224	251	306	133	33	1315	10.2
2001-05	Richardson, Anthony	119	2377	352	815	.432	63	207	.304	223	289	.772	160	475	4.0	124	156	163	95	84	990	8.3
1992-94	Robinson, Maurice	59	986	126	238	.529	0	0	.000	55	98	.561	76	220	3.7	15	64	95	10	8	307	5.2
2004-06	Romero, Diego	61	916	79	147	.537	14	33	.424	62	100	.620	44	157	2.6	27	50	92	20	15	234	3.8
2009-11	Rutledge, Andrew	8	12	2	8	.250	1	3	.333	0	0	.000	0	3	0.4	0	1	1	0	0	5	0.6
2016-19	Savoy, PJ	92	1144	173	459	.377	142	393	.363	69	91	.758	16	105	1.1	40	56	87	33	6	557	6.1
2014-16	Saxton, Michael	14	34	8	17	.471	4	10	.400	0	0	.000	0	11	0.8	0	1	2	1	0	20	1.4
1997-99	Shabazz, Karim	37	672	75	146	.514	0	0	.000	60	128	.469	73	160	4.3	10	57	70	15	52	210	5.7
2009-13	Shannon, Terrance	72	982	138	304	.454	0	0	.000	98	168	.583	92	236	3.3	32	96	139	42	29	374	5.2
1997-98	Sheffield, Alton	3	5	1	2	.500	0	0	.000	0	0	.000	0	0	0.0	0	0	0	0	0	2	0.7
1992-96	Shepherd, Scott	89	845	86	241	.357	46	135	.341	89	119	.748	37	98	1.1	100	76	74	36	1	307	3.4
1997-00	Simmons, Oliver	82	1601	171	373	.458	9	26	.346	80	137	.584	126	287	3.5	31	72	173	36	28	431	5.3
2008-11	Singleton, Chris	95	2761	336	802	.419	104	315	.330	199	336	.592	189	586	6.2	140	227	290	180	136	975	10.3
1998-99	Skwara, Andrew	2	2	0	0	.000	0	0	.000	0	0	.000	0	0	0.0	0	0	1	0	0	0	0.0
2013-17	Smith, Jarquez	136	1325	239	469	.510	17	70	.243	117	172	.680	125	363	2.7	39	130	269	32	123	612	4.5
1995-97	Sparks, Gentry	25	196	25	51	.490	3	8	.375	11	21	.524	12	42	1.7	8	22	44	4	3	64	2.6
2009-13	Snaer, Michael	134	3871	529	1243	.426	196	513	.382	306	391	.783	94	456	3.4	268	327	283	119	42	1560	11.6
2006-07	Soto, Josue	13	54	4	11	.364	0	4	.000	1	4	.250	2	10	0.8	3	2	4	2	0	9	0.7
2011-12	Space, Antwan	10	30	3	11	.273	0	3	.000	1	1	1.000	2	7	0.7	1	1	5	0	0	7	0.7
2021-22	Spainhour, Isaac	6	11	2	6	.333	1	4	.250	0	0	.000	0	3	0.5	0	1	2	1	0	5	0.8
1991-95	Sura, Bob	119	3999	731	1626	.450	214	640	.334	454	696	.652	254	714	6.0	435	405	297	209	36	2130	17.9
2004-08	Swann, Isaiah	120	2909	369	835	.442	172	456	.377	143	188	.761	60	302	2.5	328	269	275	139	18	1053	8.8
2012-15	Thomas, Aaron	76	1937	277	628	.441	52	163	.319	209	271	.771	59	253	3.3	116	152	136	87	21	815	10.7
1997-98	Thomas, Marcel	2	6	0	2	.000	0	0	.000	0	0	.000	0	1	0.5	0	0	0	0	0	0	0.0
1996-98	Thompson, Kerry	64	2032	207	540	.383	50	168	.298	98	143	.685	42	233	3.6	356	223	177	131	19	562	8.8
1997-99	Thompson, Ronald	42	229	24	67	.358	1	4	.250	16	28	.571	18	44	1.0	2	11	33	6	1	65	1.5

2003-07	Thornton, Al	124	2723	546	1034	.528	63	144	.438	366	522	.701	258	641	5.2	87	215	280	103	74	1521	12.3
2021-22	Thorpe, Max	5	10	0	2	.000	0	2	.000	0	1	.000	0	2	0.4	0	2	1	1	0	0	0.0
1999-00	Tucker, Rodney	29	310	23	62	.371	0	0	.000	16	37	.432	18	55	1.9	2	24	41	7	5	62	2.1
2012-15	Turpin, Kiel	67	948	141	264	.534	0	2	.000	65	98	.663	78	177	2.6	13	61	168	21	66	347	5.2
2008-09	Vanderwerff, Eddie	1	1	0	1	.000	0	0	.000	0	0	.000	0	0	0.0	0	0	0	0	0	0	0.0
2018-20	Vassell, Devin	63	1216	196	413	.475	70	168	.417	67	93	.720	51	203	3.2	70	35	88	60	39	529	8.4
2007-08	Vaughan, Julian	31	412	35	68	.510	0	2	.000	22	32	.688	36	72	2.3	1	11	67	5	21	92	3.0
2003-05	Wafer, Von	61	1323	214	528	.405	108	296	.365	79	118	.669	22	133	2.2	85	85	83	54	13	615	10.1
2001-05	Waleskowski, Adam	122	2211	255	582	.438	48	127	.378	130	174	.747	181	471	3.9	101	197	243	78	54	688	5.6
2016-18	Walker, CJ	68	1227	148	364	.407	56	166	.337	88	126	.698	21	135	2.0	129	86	139	55	7	440	6.5
2017-21	Walker, M.J.	120	3249	346	911	.380	173	479	.361	212	270	.785	38	240	2.0	193	208	283	92	26	1077	9.0
1991-94	Ward, Charlie	61	1973	182	418	.435	59	181	.326	78	133	.586	51	197	3.2	293	152	135	167	13	501	8.2
2021-22	Warley, Jalen	31	596	39	118	.332	9	30	.300	27	40	.675	9	58	1.9	78	39	57	37	9	114	3.7
2014-15	Watkins, Dayshaun	22	198	7	25	.280	1	8	.125	14	21	.667	2	22	1.0	20	17	25	8	0	29	1.3
1991-93	Wells, Byron	53	694	86	167	.515	9	36	.250	29	52	.558	52	157	3.0	24	52	76	15	27	210	4.0
2011-13	Whisnant, Terry	55	709	71	183	.388	43	130	.331	24	27	.889	16	54	1.0	30	19	36	22	3	209	3.8
2013-14	White, Marquez	6	10	1	2	.500	1	2	.500	0	0	.000	0	1	0.2	0	1	1	0	0	3	0.5
2010-14	White, Okaro	139	3417	466	944	.494	69	211	.327	401	502	.799	254	704	5.1	95	217	398	103	107	1402	10.1
2002-03	Wightman, Will	8	11	1	4	.250	0	2	.000	0	0	.000	1	2	0.3	1	2	2	2	0	2	0.3
2017-22	Wilkes, Wyatt	105	1181	123	341	.361	83	253	.328	14	23	.609	36	134	1.3	81	66	89	40	20	343	3.3
2019-20	Williams, Patrick	29	656	95	207	.459	16	50	.320	62	74	.838	38	116	4.0	29	50	47	29	30	268	9.2
2000-05	Wilson, Andrew	70	1279	88	247	.356	59	172	.343	43	59	.729	61	154	2.2	61	47	115	15	5	278	4.0
1994-96	Wooden, Tim	36	311	32	58	.552	1	5	.200	9	18	.500	24	64	1.8	17	24	49	10	23	74	2.1
2019-22	Yates, Cleveland	8	13	0	3	.000	0	1	.000	0	0	.000	0	1	0.1	1	0	0	0	1	0	0.0
2009-11	Yawn, A.J.	11	16	0	8	.000	0	2	.000	2	10	.200	1	3	0.3	1	0	1	1	0	2	0.2
2005-08	Zitani, Matt	42	227	21	50	.420	7	20	.350	3	5	.600	18	36	0.4	7	10	41	5	2	52	1.2

GEORGIA TECH

Year	Name	G	MIN	FG	FGA	PCT	3PT	3PA	PCT	FT	FTA	PCT	OR	TR	AVG	AST	TO	PF	ST	BK	PTS	AVG
1984-85	Adams, Bud	3	12	0	1	.000	0	0	.000	4	6	.667	0	0	0.0	0	0	1	0	1	4	1.3
1998-02	Akins, Tony	122	3969	529	1369	.386	301	812	.371	299	396	.755	80	435	3.6	561	404	289	173	3	1658	13.6
2017-19	Alston, Brandon	58	1216	116	280	.414	42	113	.372	82	107	.766	24	101	1.7	77	72	89	18	3	356	6.1
2017-21	Alvarado, Jose	106	3705	491	1106	.444	172	505	.341	275	348	.790	64	384	3.6	382	240	267	226	8	1429	13.5
2005-09	Aminu, Alade	105	1786	300	563	.533	0	1	.000	113	189	.598	173	478	4.6	53	118	193	66	10	713	6.8
1989-91	Anderson, Kenny	65	2488	561	1185	.473	113	302	.374	262	333	.787	113	364	5.6	454	252	135	168	5	1497	23.0
2006-09	Anderson, Ty	10	27	3	8	.375	0	3	.000	0	2	.000	3	4	0.4	0	3	2	1	0	6	0.6
1996-01	Babul, Jon	100	2153	140	382	.366	15	67	.224	133	207	.643	188	402	4.0	108	137	238	48	38	428	4.3
1990-94	Balanis, Rod	34	95	13	31	.419	1	9	.111	7	9	.778	5	16	0.5	11	11	9	0	1	34	1.0
2018-20	Banks III, James	62	1858	234	429	.545	0	1	.000	151	231	.654	168	475	7.6	76	132	201	47	154	619	10.0
1993-95	Barbic, Yann	23	152	19	48	.396	5	19	.263	8	13	.615	12	29	1.3	16	26	23	7	0	51	2.2
1989-94	Barnes, Darryl	63	385	37	84	.440	66	170	.388	13	26	.500	21	79	1.3	10	23	28	4	33	87	1.4
1992-96	Barry, Drew	117	3910	409	915	.447	179	485	.369	256	329	.778	76	482	4.1	724	366	210	193	41	1253	10.7
1990-92	Barry, Jon	65	2319	381	873	.436	176	474	.371	142	201	.706	63	262	4.0	317	188	147	124	24	1080	16.6
2005-10	Bell, DeAndre	124	2349	214	505	.424	33	101	.327	121	164	.738	73	232	1.9	163	171	278	123	31	582	4.7
1991-95	Best, Travis	124	4504	703	1540	.456	258	656	.393	393	486	.809	66	382	3.1	692	324	311	217	15	2057	16.6
1987-88	Boisvert, Dave	9	27	4	10	.400	0	0	.000	0	3	.000	0	12	1.3	4	0	6	1	0	8	0.9
2011-15	Bolden, Chris	86	1997	209	591	.354	97	312	.311	45	67	.672	24	184	2.1	102	100	156	59	10	560	6.5
2002-03	Bosh, Chris	31	960	168	300	.560	22	45	.489	127	174	.730	95	278	9.0	38	72	73	30	67	485	15.6
2019-22	Boyd, Coleman	7	10	2	5	.400	1	4	.250	0	0	.000	0	2	0.5	4	0	1	1	0	5	0.7
1981-83	Bradford, Maurice	51	582	147	310	.474	0	1	.000	89	158	.563	0	214	4.2	96	78	175	23	10	383	7.5
1994-97	Brennan, Bryan	32	67	14	43	.326	4	18	.222	6	8	.750	6	9	0.3	5	4	6	3	1	38	1.2
1988-89	Brittian, Maurice	32	653	60	97	.619	0	0	.000	23	31	.742	0	146	4.6	43	39	83	10	16	143	4.5
2019-21	Broadway, Niko	5	6	1	3	.333	0	0	.000	0	0	.000	2	4	0.8	1	0	2	0	0	2	0.4
2000-04	Brooks, Robert	111	1286	100	217	.461	0	0	.000	44	74	.595	97	288	2.6	56	78	143	55	52	244	2.2
2017-18	Brown, Jon	3	5	0	0	.000	0	0	.000	0	2	.000	0	0	0.0	0	1	1	0	0	0	0.0
1988-90	Brown, Karl	67	1643	64	187	.342	18	62	.290	90	133	.677	0	111	1.7	233	98	153	69	3	236	3.5
2003-05	Bynum, Will	62	1489	220	545	.404	83	255	.325	165	216	.764	28	145	2.3	154	132	128	60	1	688	11.1
1981-84	Byrd, Anthony	79	920	248	481	.516	23	57	.404	96	125	.768	0	169	2.1	85	50	155	65	7	615	7.8
2005-09	Cage, Gary	10	33	1	3	.333	1	2	.500	2	3	.667	0	1	0.1	4	4	0	1	0	5	0.5
1985-86	Carr, Michael	5	20	3	6	.500	0	0	.000	1	2	.500	0	3	0.6	1	0	2	0	0	7	1.4
2012-14	Carter, Robert	54	1433	221	485	.456	32	117	.274	95	149	.638	103	401	7.4	56	91	118	39	57	569	10.5
1996-97	Cassidy, Omar	7	24	0	2	.000	0	2	.000	0	1	.000	0	0	0.0	6	4	2	2	0	0	0.0
2007-08	Causey, Matt	30	538	72	171	.421	36	85	.424	37	49	.755	8	45	1.5	111	72	82	29	1	217	7.2
1987-88	Christian, Michael	9	159	15	42	.357	7	13	.538	4	7	.571	0	22	2.4	25	16	13	3	2	41	4.6
2005-09	Clinch, Lewis	93	2419	377	928	.406	176	481	.366	118	177	.667	71	238	2.6	175	191	198	66	9	1048	11.3
1980-82	Cole, Dave	28	164	21	47	.447	0	0	.000	22	38	.579	0	44	1.6	2	27	35	2	4	64	2.3
2017-20	Cole, Evan	69	994	103	225	.458	14	63	.222	51	89	.573	62	205	3.0	31	56	112	24	23	271	3.9
2021-22	Coleman, Deebo	31	734	63	161	.391	43	104	.413	23	32	.719	12	58	1.9	19	21	70	28	3	192	6.2
1998-00	Collier, Jason	55	1824	331	723	.458	63	174	.362	214	294	.728	129	458	8.3	85	184	167	38	67	939	17.1
2014-15	Cox, Demarco	31	826	116	229	.507	0	0	.000	40	81	.494	76	188	6.1	19	44	69	14	28	272	8.8
2008-12	Craig, Derek	23	80	8	26	.308	3	17	.176	2	2	1.000	1	9	0.4	6	8	6	4	0	21	0.9
2006-07	Crittenton, Javaris	32	1003	158	351	.450	36	101	.356	108	138	.783	28	119	3.7	184	124	67	65	2	460	14.4
1997-98	Culbreth, Bert	5	19	2	9	.222	1	6	.167	0	0	.000	0	3	0.6	0	1	2	0	1	5	1.0
2021-22	Daniels, Braydon	1	1	0	0	.000	0	0	.000	0	0	.000	0	0	0.0	0	0	0	0	0	0	0.0
1983-87	Dalrymple, Bruce	126	4331	614	1269	.484	12	45	.267	348	488	.713	0	744	5.9	446	235	392	227	13	1588	12.6
2004-05	Davis, Tyler	4	4	0	1	.000	0	1	.000	0	0	.000	0	0	0.0	0	0	0	0	0	0	0.0
2018-22	Devoe, Michael	117	2919	594	1313	.452	223	568	.393	293	398	.736	63	479	4.1	361	321	232	153	38	1704	14.6
2005-07	Diaw, Paco	27	161	8	22	.364	1	2	.500	7	10	.700	10	28	1.0	25	22	24	5	4	24	0.9
2004-07	Dickey, RaSean	89	1806	301	501	.601	1	4	.250	172	247	.696	149	453	5.1	52	183	211	60	96	775	8.7
2019-21	Didenko, David	13	34	1	10	.100	1	9	.111	0	0	.000	1	8	0.6	0	1	0	1	1	3	0.2
1988-91	Domalik, Brian	57	409	28	88	.318	22	64	.344	15	29	.517	7	24	0.4	43	46	26	8	0	93	1.6
2012-15	Doyle, Brooks	19	72	4	15	.267	2	10	.200	2	4	.500	0	7	0.4	3	3	11	0	0	12	0.6
2001-05	Elder, B.J.	122	3130	587	1376	.427	222	600	.370	220	293	.751	127	303	2.5	196	216	288	106	12	1616	13.2
1993-97	Elisma, Eddie	122	3200	368	669	.550	2	5	.400	166	281	.591	342	765	6.3	92	182	326	90	180	904	7.4
2001-03	Ewing, David	13	17	2	4	.500	0	0	.000	0	0	.000	0	4	0.3	0	1	4	0	0	4	0.3
2009-10	Favors, Derrick	36	989	179	293	.611	0	1	.000	90	143	.629	108	303	8.4	37	90	94	32	74	448	12.4
2006-08	Faye, Mouhammad	35	416	51	131	.389	10	45	.222	17	36	.472	35	86	2.4	26	42	57	21	14	129	3.7
1999-01	Fein, Shaun	60	1742	246	598	.411	140	368	.380	86	126	.683	41	190	3.2	168	101	112	57	7	718	12.0
1984-88	Ferrell, Duane	127	3999	720	1340	.537	10	29	.345	368	502	.733	0	680	5.4	289	217	316	119	52	1818	14.3
1996-00	Floyd, Jason	121	2808	363	932	.389	169	522	.324	120	155	.774	152	377	3.1	150	184	208	79	34	1015	8.4
1984-87	Ford, Antoine	98	1375	109	239	.456	0	0	.000	63	96	.656	0	276	2.8	50	70	215	18	87	281	2.9
2008-12	Foreman, Nick	106	928	49	115	.426	19	49	.388	27	39	.692	38	96	0.9	34	25	139	32	10	144	1.4
1991-95	Forrest, James	114	3775	812	1614	.503	3	18	.167	351	506	.694	268	846	7.4	181	237	323	115	88	1978	17.4
2004-06	Frederick, Zam	47	934	121	310	.390	33	105	.314	54	75	.720	17	83	1.8	125	107	90	28	3	329	7.0
1990-93	Gaddy, James	17	43	6	19	.316	1	2	.500	0	0	.000	5	9	0.5	7	4	3	3	0	13	0.8
1981-82	Gardner, Scott	11	0	2	5	.400	0	0	.000	0	3	.000	0	3	0.3	0	2	3	0	0	4	0.4
1995-96	Gaston, Juan	35	351	50	110	.455	5	16	.313	22	38	.579	35	78	2.2	12	18	31	21	3	127	3.6
1990-92	Geiger, Matt	62	1683	295	507	.582	0	5	.000	133	192	.693	164	426	6.9	63	122	181	30	94	723	11.7
1990-91	Gemberling, Brian	4	8	3	7	.429	0	1	.000	0	0	.000	2	5	1.3	0	1	3	0	0	6	1.5
2012-16	Georges-Hunt, Marcus	130	4017	569	1314	.433	122	371	.329	468	625	.749	200	580	4.5	287	221	307	121	28	1728	13.3
2020-22	Gigiberia, Saba	23	150	20	44	.455	1	2	.500	6	11	.545	16	49	2.1	13	13	21	5	6	47	2.0
1997-98	Glover, Dion	33	1163	222	503	.441	45	166	.271	119	186	.640	73	166	5.0	86	119	66	70	8	608	18.4
2013-14	Golden, Trae	31	944	123	310	.397	46	142	.324	119	152	.783	14	80	2.6	97	62	60	14	2	411	13.3
1980-82	Goza, Lee	53	828	176	284	.620	0	0	.000	94	144	.653	0	285	5.4	52	134	167	12	20	446	8.4
2014-19	Gueye, Abdoulaye	89	1026	168	347	.484	4	24	.167	67	118	.568	110	303	3.4	67	113	190	44	75	407	4.6
2013-14	Gurry, Colin	3	7	0	0	.000	0	0	.000	0	0	.000	0	0	0.0	0	1	0	1	0	0	0.0
1979-81	Hall, Fred	41	859	147	365	.403	0	0	.000	54	86	.628	0	117	2.9	29	86	86	23	8	348	8.5
1985-89	Hammonds, Tom	123	4387	853	1506	.566	1	3	.333	374	467	.801	0	885	7.2	169	202	279	59	72	2081	16.9
1991-95	Harlicka, Todd	45	116	10	45	.222	5	27	.185	4	4	1.000	7	13	0.3	8	17	16	13	2	29	0.6
1994-98	Harpring, Matt	124	4506	753	1621	.465	211	585	.361	508	675	.753	395	997	8.0	289	356	295	178	29	2225	17.9
2000-01	Harpring, Patrick	8	14	1	7	.143	1	2	.500	0	0	.000	1	2	0.3	0	1	0	1	0	3	0.4

2016-17	Harris, Norman	4	6	1	4	.250	0	0	.000	0	0	.000	1	1	0.3	0	1	2	0	0	2	0.5
1982-84	Harvey, Tim	55	1018	87	193	.451	2	2	1.000	70	116	.603	0	187	3.4	54	0	155	13	31	246	4.5
1996-97	Hayes, Henley	3	6	0	1	.000	0	0	.000	0	0	.000	0	1	0.3	0	3	1	1	0	0	0.0
2017-19	Haywood, Curtis II	44	993	80	219	.365	49	162	.302	34	43	.791	15	121	2.8	94	57	73	47	8	243	5.5
2014-17	Heath, Josh	98	2218	145	364	.398	19	73	.260	91	127	.717	33	167	1.7	322	153	160	78	11	400	4.1
2013-17	Heyward, Corey	96	1395	41	136	.301	19	60	.317	33	58	.569	30	131	1.4	93	54	144	53	7	134	1.4
2010-12	Hicks, Nate	47	402	28	51	.549	0	0	.000	9	23	.391	39	98	2.1	7	19	46	3	28	65	1.4
1990-93	Hill, Bryan	94	1908	174	398	.437	47	118	.398	79	144	.549	77	216	2.3	192	159	196	73	19	474	5.0
2010-14	Holsey, Kammeon	125	2473	373	677	.551	0	0	.000	166	282	.589	247	542	4.3	95	207	303	53	37	912	7.3
1994-96	Hodge, Bucky	53	281	20	57	.351	1	2	.500	6	12	.500	25	51	1.0	10	25	46	3	11	47	0.9
1979-80	Horton, Lenny	26	957	171	293	.584	0	0	.000	104	127	.819	0	170	6.5	44	55	66	36	5	446	17.2
1981-82	Howard, Brian	25	0	73	137	.533	0	0	.000	29	39	.744	0	47	1.9	62	66	27	19	1	175	7.0
2020-22	Howard, Rodney	46	811	87	157	.554	0	0	.000	32	51	.627	61	164	3.6	43	44	111	14	28	206	4.5
1999-91	Isenhour, Michael	39	300	14	45	.311	0	0	.000	9	14	.643	14	38	1.0	14	30	76	7	4	37	
2002-05	Jack, Jarrett	101	3260	406	850	.478	93	259	.359	360	452	.796	44	450	4.5	543	332	202	183	11	1265	12.5
2014-18	Jackson, Tadric	131	2642	433	1071	.404	102	376	.271	168	283	.594	60	279	2.1	200	173	216	70	19	1136	8.7
2015-16	Jacobs, Nick	36	818	159	334	.476	0	0	.000	59	76	.776	66	208	5.8	9	51	64	13	25	377	10.5
2019-21	James, Jehloni	5	11	1	1	1.000	0	0	.000	0	0	.000	1	4	0.8	0	0	2	0	0	2	0.4
2017-19	Jester, Evan	5	7	0	1	.000	0	1	.000	0	2	.000	0	2	0.4	0	2	1	0	0	0	0.0
1997-01	Jones, Alvin	124	3880	450	921	.489	0	4	.000	412	718	.574	320	1075	8.7	170	324	348	88	425	1312	10.6
2003-06	Jones, Keith	14	17	3	8	.375	1	5	.200	0	0	.000	0	1	0.1	0	1	3	2	1	7	0.4
1992-93	Jones, Shawn	2	8	2	3	.667	1	1	1.000	0	0	.000	0	2	1.0	2	2	0	1	0	5	2.5
2011-13	Jordan, Pierre	49	490	20	62	.323	5	25	.200	3	4	.750	2	47	1.0	36	32	58	20	5	48	1.0
2013-16	Jorgensen, Travis	62	1059	67	209	.321	26	91	.286	20	30	.667	6	73	1.2	168	81	40	35	3	180	2.9
1982-85	Joseph, Yvon	65	1934	288	525	.549	0	0	.000	182	257	.708	0	446	6.9	54	159	187	37	17	758	11.7
1995-99	Kelly, Ashley	34	187	12	32	.375	1	2	.500	10	15	.667	15	36	1.1	4	16	15	9	6	35	1.0
1992-96	Kelly, John	37	76	8	18	.444	4	12	.333	7	16	.438	2	9	0.2	10	10	6	3	0	27	0.7
2021-22	Kelly, Miles	30	434	48	118	.407	26	75	.347	13	18	.722	7	43	1.4	15	19	30	15	3	135	4.5
1996-99	Kincaid, Kevin	14	19	1	3	.333	0	0	.000	1	2	.500	1	6	0.4	1	1	1	0	0	3	0.2
1980-81	Kowalski, Dave	27	530	50	111	.450	0	0	.000	13	26	.500	0	71	2.6	28	49	63	12	2	113	4.2
1998-01	LaBarrie, Darryl	72	783	113	262	.431	24	83	.289	36	57	.632	39	97	1.3	62	72	62	36	0	286	4.0
2014-18	Lammers, Ben	124	3107	431	860	.507	3	12	.250	190	271	.701	244	774	6.2	150	131	222	98	254	1055	8.5
2000-02	Lane, Halston	61	969	126	328	.384	64	176	.364	78	102	.765	46	154	2.5	57	71	134	29	5	394	6.5
2007-10	Lawal, Gani	99	2403	446	814	.548	0	3	.000	275	498	.552	268	712	7.2	43	211	240	59	127	1167	11.8
1980-81	Lee, Henry	17	141	10	36	.278	0	0	.000	10	12	.833	0	19	1.1	4	8	10	1	0	30	1.8
2000-04	Lewis, Marvin	130	3663	468	1113	.420	239	623	.384	221	263	.840	170	471	3.6	221	195	270	125	19	1396	10.7
1980-82	Lyon, Stu	48	909	109	242	.450	0	0	.000	48	61	.787	0	79	1.6	80	118	88	27	3	266	5.5
1996-98	Machado, Pablo	48	397	29	58	.500	0	0	.000	24	46	.522	28	68	1.4	24	28	47	6	14	82	1.7
1989-93	Mackey, Malcolm	130	4141	708	1299	.545	0	3	.000	318	512	.621	476	1205	9.3	141	265	393	60	199	1734	13.3
1994-98	Maddox, Michael	126	3639	496	1079	.460	133	353	.377	178	277	.643	232	687	5.5	172	251	378	102	93	1303	10.3
1979-80	Mann, John	26	899	50	107	.467	0	0	.000	10	20	.500	0	84	3.2	41	43	79	30	4	110	4.2
1982-86	Mansell, Jack	68	329	29	83	.349	0	2	.000	24	32	.750	0	71	1.0	11	20	38	11	10	82	1.2
1995-96	Marbury, Stephon	36	1345	235	514	.457	88	238	.370	121	164	.738	34	113	3.1	161	115	83	63	4	679	18.9
1984-88	Martinson, John	50	173	9	23	.391	0	2	.000	22	35	.629	0	9	0.2	16	21	4	11	0	40	0.8
2016-17	Matthews, Christian	15	110	15	39	.385	6	14	.429	15	20	.750	2	9	0.6	4	6	10	3	3	51	3.4
2020-22	Maxwell, Tristan	6	86	11	34	.324	8	22	.264	5	7	.714	2	8	1.3	2	3	5	1	0	32	5.3
2016-17	McCormick, Kellen	24	113	12	16	.750	11	15	.733	0	0	.000	1	8	0.3	3	5	6	2	0	35	1.5
2000-05	McHenry, Anthony	130	2076	144	367	.392	25	117	.214	54	97	.557	96	307	2.4	159	131	275	110	95	367	2.8
1988-90	McNeil, Johnny	67	1567	144	266	.541	0	0	.000	101	137	.737	63	356	5.3	53	84	236	29	19	389	5.8
1996-98	Medlock, Jan	21	49	5	10	.500	0	0	.000	5	6	.833	3	9	0.4	5	7	5	4	1	15	0.7
2016-21	Medlock, Shaheed	11	14	2	4	.500	0	0	.000	0	0	.000	0	1	0.3	0	1	3	0	0	4	0.4
2020-22	Meka, Jordan	16	196	6	28	.214	0	0	.000	0	0	.000	14	44	2.9	10	6	35	6	11	12	0.8
2010-14	Miller, Daniel	126	3627	423	803	.527	0	2	.000	161	257	.626	262	821	6.5	183	146	257	125	286	1007	8.0
2007-11	Miller, Maurice	115	2279	201	530	.379	69	225	.307	211	268	.787	52	242	2.1	342	232	223	130	7	682	5.9
1982-83	Mills, David	14	54	5	8	.625	4	6	.667	3	4	.750	0	5	0.4	6	0	5	1	0	17	1.2
2014-16	Mitchell, Charles	67	1586	278	535	.520	0	0	.000	111	178	.624	247	567	8.5	33	128	176	28	33	667	10.0
1999-04	Moore, Clarence	103	2058	236	553	.427	64	178	.360	124	187	.663	168	465	4.5	145	153	254	116	57	660	6.4
2021-22	Moore, Jalon	13	111	14	31	.452	3	5	.600	6	12	.500	8	25	1.9	3	9	15	2	8	37	2.8
2016-18	Moore, Justin	42	748	62	155	.400	3	14	.214	28	55	.509	15	67	1.6	91	65	69	19	4	155	3.7
2018-22	Moore, Khalid	117	2360	175	434	.403	34	130	.262	126	202	.624	76	291	2.5	112	112	212	82	25	510	4.4
1992-94	Moore, Clarence	56	1585	228	538	.424	56	159	.352	61	88	.693	85	259	4.6	117	128	108	54	28	573	10.2
2010-12	Moore, McPherson	10	19	3	6	.500	2	3	.667	0	0	.000	2	3	0.3	1	1	3	1	2	8	0.8
2010-14	Morris, Jason	89	1651	185	507	.365	66	196	.337	79	115	.687	61	233	2.6	60	123	152	45	26	515	5.8
1996-97	Morris, Kevin	27	781	54	197	.274	36	131	.275	15	25	.600	15	58	2.1	85	67	44	43	2	159	5.9
2004-08	Morrow, Anthony	123	2906	473	1082	.437	258	613	.421	196	226	.867	152	403	3.3	119	140	241	99	26	1400	11.4
2001-05	Muhammad, Ismail	126	2512	388	796	.487	11	44	.250	192	390	.492	208	532	4.2	182	228	290	129	33	979	7.8
1986-91	Munlyn, James	103	966	81	210	.386	0	0	.000	49	92	.533	25	227	2.2	30	50	127	31	45	211	2.0
1994-96	Murphy, Ryan	21	33	2	7	.286	2	3	.667	1	3	.333	2	5	0.2	7	2	2	4	0	7	0.3
1983-88	Neal, Craig	127	3095	289	636	.454	66	170	.388	174	228	.763	0	197	1.6	659	292	265	127	22	818	6.4
1979-82	Neal, Steve	40	322	20	56	.357	0	0	.000	16	29	.552	0	60	1.5	8	33	67	3	4	56	1.4
1998-02	Neal, Winston	24	39	3	17	.176	0	5	.000	1	4	.250	1	4	0.2	1	2	1	0	0	7	0.3
2001-04	Nelson, David	26	45	4	10	.400	2	5	.400	1	2	.500	0	2	0.1	5	10	4	2	0	11	0.4
2001-03	Nelson, Ed	62	1575	196	439	.446	0	8	.000	122	194	.629	142	418	6.7	43	106	169	52	33	514	8.3
1980-81	New, David	16	155	3	13	.231	0	0	.000	6	8	.750	0	10	0.6	4	12	11	2	1	12	0.8
1990-94	Newbill, Ivano	123	2441	186	367	.507	0	6	.000	102	219	.466	249	654	5.3	123	151	230	56	82	474	3.9
1979-80	Nidiffer, Toby	7	23	1	3	.333	0	0	.000	0	0	.000	0	2	0.3	0	0	7	0	0	2	0.3
1979-80	Noyes, Rob	22	514	24	66	.364	0	0	.000	26	45	.578	0	79	3.6	30	32	58	13	2	74	3.4
2002-04	Nystrom, Jim	21	101	16	34	.471	8	24	.333	2	4	.500	2	7	0.3	7	7	11	5	0	42	2.0
1979-80	O'Brien, Kerry	26	848	80	138	.580	0	0	.000	14	25	.560	0	47	1.8	78	52	81	28	5	174	6.7
2016-19	Ogbonda, Sylvester	42	208	22	50	.440	0	0	.000	17	29	.586	17	48	1.1	8	20	46	5	12	61	1.4
2016-18	Okogie, Josh	61	2014	327	748	.437	66	173	.382	313	403	.777	109	351	5.8	120	138	164	90	50	1033	16.9
2009-11	Oliver, Brian	58	1211	172	457	.376	99	292	.339	41	53	.774	60	166	2.9	63	73	121	24	16	484	8.3
1986-90	Oliver, Brian	127	4425	680	1317	.516	105	273	.385	383	516	.742	82	613	4.8	538	323	332	140	9	1848	14.6
2019-22	Parham, Bubba	58	1537	111	296	.375	57	188	.303	48	57	.842	26	142	2.4	95	55	148	52	1	327	5.6
1980-81	Patterson, Bill	2	30	8	20	.400	0	0	.000	1	1	1.000	0	2	1.0	1	4	5	2	0	17	8.5
2006-10	Peacock, Zach	122	2660	384	804	.478	48	144	.333	193	262	.737	188	481	3.9	109	182	309	111	51	1009	8.3
1982-83	Pearson, Danny	28	857	89	176	.506	0	0	.000	61	87	.701	0	145	5.2	45	0	86	15	10	239	8.5
1979-80	Peck, Steve	20	168	8	30	.267	0	0	.000	8	12	.667	0	23	1.2	5	22	33	3	0	24	1.2
2011-15	Peek Aaron	12	27	2	6	.333	0	1	.000	0	0	.000	2	6	0.5	1	3	3	1	2	4	0.3
1997-00	Perry, Kyle	19	42	3	7	.429	0	0	.000	1	3	.333	0	3	0.2	6	6	4	2	0	7	0.4
1983-85	Petway, Scott	64	1393	92	202	.455	0	0	.000	50	70	.714	0	166	2.6	126	79	121	45	5	234	3.7
2018-20	Phillips, Shembari	34	295	22	71	.310	9	39	.231	10	15	.667	2	28	0.8	26	17	28	7	5	63	1.9
2012-14	Poole, Solomon	35	435	47	131	.359	26	81	.321	7	15	.467	6	30	0.9	50	61	48	10	2	127	1.8
2012-14	Poole, Stacey	41	327	38	104	.365	5	24	.208	28	44	.636	12	50	1.2	16	21	33	9	2	109	1.8
1998-99	Prentice, Jason	6	6	1	3	.333	0	0	.000	0	1	.000	0	1	0.2	1	0	0	0	0	2	0.3
2019-20	Price, Asanti	15	220	16	54	.296	4	31	.129	4	9	.444	7	30	2.0	11	18	9	10	4	40	2.7
2016-17	Price, Jodan	15	43	2	14	.143	1	10	.100	0	0	.000	0	7	0.5	1	0	0	1	2	5	0.3
1982-86	Price, Mark	126	4604	848	1740	.487	73	166	.440	424	499	.850	0	331	2.6	510	338	248	240	11	2193	17.4
2011-13	Reed, Brandon	61	1293	134	385	.348	62	195	.318	61	88	.693	63	177	2.9	75	84	61	37	3	391	6.4
1985-89	Reese, Willie	49	161	24	48	.500	0	0	.000	22	36	.611	0	44	0.9	3	12	19	4	15	70	1.4
2009-12	Rice Jr., Glen	87	2156	316	727	.435	100	289	.346	129	211	.611	149	421	4.8	185	162	194	111	47	861	9.9
2017-21	Rice, Malachi	10	11	1	3	.333	0	0	.000	1	2	.500	0	0	0.0	1	1	1	1	0	3	0.3
2014-17	Rowland, Rand	15	31	1	4	.250	0	0	.000	0	0	.000	3	4	0.3	2	4	5	0	0	2	0.1
2011-13	Royal, Julian	54	637	67	164	.409	13	43	.302	26	35	.743	48	103	1.9	21	41	73	15	14	173	3.2
1982-86	Salley, John	125	4197	595	1013	.587	0	0	.000	397	627	.633	0	798	6.4	319	247	397	97	243	1587	12.7
2014-15	Sampson, Robert	31	664	63	160	.394	12	52	.231	32	59	.542	66	200	6.5	17	40	82	19	25	170	5.5
1995-97	Saunders, Gary	57	1423	182	415	.439	46	150	.307	72	109	.661	63	136	2.4	92	103	131	48	16	482	8.5
2017-19	Schafer, Avi	6	7	0	1	.000	0	0	.000	0	0	.000	3	4	0.7	0	0	2	0	0	0	0.0
2001-05	Schenscher, Luke	119	2547	359	662	.542	2	5	.400	153	242	.632	232	640	5.4	95	198	282	68	157	873	7.3
1987-90	Scott, Dennis	99	3686	744	1645	.452	351	831	.422	276	355	.777	65	523	5.3	285	226	207	150	51	2115	21.4
1979-81	Shaw, Steve	51	889	44	113	.389	0	0	.000	30	61	.492	0	125	2.5	21	71	123	8	4	118	2.3

2007-10	Sheehan, Brad	61	510	41	102	.402	0	5	.000	15	22	.682	26	98	1.6	19	22	45	14	23	97	1.6
1985-89	Sherrod, Anthony	97	1029	134	292	.459	4	19	.211	46	63	.730	0	203	2.1	58	55	103	22	4	318	3.3
2008-10	Shew, Sam	12	25	1	4	.250	0	1	.000	4	7	.571	2	4	0.3	2	4	4	0	0	6	0.5
2008-11	Shumpert, Iman	92	2877	387	977	.396	111	364	.305	281	381	.738	103	413	4.5	382	280	245	207	17	1166	12.7
2018-19	Sjolund, Kristian	21	198	20	56	.357	15	45	.333	8	10	.800	2	22	1.0	4	14	25	4	2	63	3.0
2015-16	Smith, Adam	36	1098	185	455	.407	109	263	.414	61	76	.803	12	82	2.3	69	44	57	15	1	540	15.0
2021-22	Smith, Deivon	24	472	58	144	.403	5	18	.278	16	27	.593	25	81	3.4	48	42	44	25	5	137	5.4
2004-08	Smith, Jeremis	106	2679	343	645	.532	7	32	.219	259	452	.573	263	708	6.7	174	178	311	135	37	952	9.0
2011-12	Spain,David	4	3	0	2	.000	0	1	.000	0	0	.000	0	1	0.3	0	0	0	0	0	0	0.0
2010-11	Speller, Kyle	2	3	0	1	.000	0	0	.000	0	0	.000	0	0	0.0	0	0	0	0	0	0	0.0
1997-98	Spivey, Travis	33	958	63	158	.399	17	56	.304	44	64	.688	34	110	3.3	143	111	80	48	3	187	5.7
2013-17	Stephens, Quinton	135	2931	303	827	.366	138	441	.313	113	158	.715	144	572	4.2	157	145	215	78	63	857	6.3
1979-82	Steppe, Brook	51	904	353	681	.518	0	0	.000	230	297	.774	0	247	4.8	113	149	166	53	14	936	18.4
2007-11	Storrs, Lance	95	1275	88	275	.320	58	181	.320	24	35	.686	30	135	1.4	83	74	150	35	4	258	2.7
2020-22	Sturdivant, Kyle	58	1116	121	290	.417	34	100	.340	57	73	.781	9	105	1.8	100	55	82	36	4	333	5.7
2002-06	Tarver, Theodis	96	1092	74	159	.465	0	0	.000	51	91	.560	82	206	2.1	34	66	150	36	82	199	2.1
1979-83	Thomas, George	96	1878	291	712	.409	10	31	.323	115	185	.622	0	438	4.6	221	161	241	137	16	707	7.4
2005-06	Toomer, LeGeren	3	3	0	0	.000	0	0	.000	0	0	.000	0	1	0.3	0	1	0	0	0	0	0.0
1996-00	Trotti, Paul	29	54	9	27	.333	1	6	.167	0	0	.000	3	8	0.3	7	3	1	0	0	19	0.7
2009-13	Udofia, Mfon	128	3251	329	875	.376	117	367	.319	202	322	.627	95	342	2.7	283	240	286	101	5	977	7.6
2019-22	Usher, Jordan	81	2390	371	792	.468	74	248	.298	147	205	.717	71	419	5.2	214	202	214	107	30	963	11.9
1997-01	Vines, T.J.	124	2396	176	497	.354	108	325	.332	81	137	.591	50	183	1.5	231	184	254	115	4	541	4.4
1991-94	Vinson, Fred	61	1143	150	365	.411	92	240	.383	35	44	.795	62	152	2.5	51	68	66	43	9	427	7.0
2013-14	Wamer, Ron	10	34	2	4	.500	0	2	.000	2	3	.667	0	4	0.4	2	3	1	0	0	6	0.6
2003-07	West, Mario	103	1436	118	251	.470	15	52	.288	82	121	.678	76	233	2.3	130	90	207	119	21	333	3.2
1988-92	White, Greg	36	84	9	31	.290	0	3	.000	7	13	.538	4	8	0.2	7	12	7	2	0	25	0.7
2015-16	White, James	36	522	56	112	.500	0	0	.000	14	31	.452	63	159	4.4	16	24	89	10	28	126	3.5
1987-89	Whitmore, David	33	416	61	117	.521	0	1	.000	42	62	.677	0	60	1.8	20	34	41	17	13	164	5.0
1995-96	Williams, Ajani	4	5	1	3	.333	0	0	.000	0	0	.000	2	2	0.5	1	0	0	0	0	2	0.5
1993-95	Williams, C.J.	31	337	34	71	.479	8	27	.296	19	23	.826	16	36	1.2	19	17	25	8	3	95	3.1
1979-80	Williams, John	4	10	1	4	.250	0	0	.000	5	6	.833	0	2	0.5	0	1	2	0	0	7	1.8
1983-84	Williams, Ron	5	9	1	2	.500	0	0	.000	0	0	.000	0	2	0.4	0	0	3	0	0	2	0.4
1980-84	Wilson, Greg	72	586	67	161	.416	0	0	.000	56	111	.505	0	143	2.0	10	59	102	8	19	190	2.6
2005-06	Wolcott, Steven	3	5	0	4	.000	0	4	.000	0	0	.000	1	2	0.7	0	0	1	0	0	0	0.0
2017-21	Wright, Moses	111	2794	466	946	.493	26	113	.230	172	285	.604	182	614	5.5	125	186	241	84	108	1130	10.2
2006-07	Young, Thaddeus	31	917	177	370	.478	39	93	.419	52	70	.743	72	151	4.9	63	67	61	39	12	445	14.4

LOUISVILLE

Year	Name	G	MIN	FG	FGA	PCT	3PT	3PA	PCT	FT	FTA	PCT	OR	TR	AVG	AST	TO	PF	ST	BK	PTS	AVG
2014-15	Aaron, Shaqquan	23	166	11	42	.262	5	23	.217	2	5	.400	6	17	0.7	5	8	11	3	2	29	1.3
2015-18	Adel, Deng	89	2386	350	799	.438	101	290	.348	197	254	.776	55	369	4.1	178	148	133	47	24	998	11.2
2014-15	Allen, Brandon	38	142	8	21	.381	5	11	.217	4	4	1.000	6	18	0.5	5	10	27	5	2	25	0.7
2014-19	Agau, Akoy	22	120	8	27	.296	0	0	.000	15	21	.714	17	39	1.8	3	10	18	1	4	31	1.4
2014-16	Avare, Dillon	15	46	3	11	.273	2	9	.222	2	3	.667	1	4	0.3	1	3	6	0	0	10	0.7
2018-19	Battaile, Wyatt	7	11	0	3	.000	0	3	.000	0	0	.000	0	2	0.3	1	1	0	0	0	0	0.0
2021-22	Bearden, Sam	1	2	1	1	1.000	0	0	.000	1	2	.500	0	0	0	0	0	0	1	0	3	3.0
2014-15	Blackshear, Wayne	36	1129	132	334	.395	60	181	.331	92	118	.780	34	154	4.3	42	37	93	37	21	416	11.6
2020-22	Colbert, Brad	7	12	0	2	.000	0	2	.000	1	2	.500	0	1	0.1	0	1	0	0	0	1	0.1
2021-22	Cross, Matt	28	537	56	146	.384	25	88	.284	25	36	.694	35	108	3.9	13	33	56	17	14	162	5.8
2018-19	Cunningham, Christen	33	1035	109	234	.466	29	86	.337	87	111	.764	7	72	2.2	160	65	45	17	2	334	10.1
2021-22	Curry, Sydney	28	382	88	131	.672	0	0	.000	22	45	.489	45	124	4.4	19	31	58	3	4	198	7.1
2020-22	Davis, Dre	50	1174	135	326	.414	23	101	.228	77	103	.748	75	154	3.1	47	74	112	28	21	370	7.4
2021-22	Ellis, El	32	656	96	242	.397	41	114	.360	45	65	.692	6	61	1.9	51	45	47	12	0	278	8.7
2018-20	Enoch, Steven	65	1282	237	454	.522	23	66	.348	117	150	.780	97	350	5.4	19	77	157	14	41	614	9.4
2021-22	Faulkner, Mason	31	566	44	122	.361	23	70	.329	33	44	.750	9	45	1.5	80	33	48	14	1	144	4.6
2018-19	Fore, Khwan	34	658	43	121	.355	12	38	.316	13	22	.591	8	45	1.3	42	26	46	19	1	111	3.3
2014-15	Gilbert, Trent	4	16	2	6	.333	2	5	.400	0	0	.000	1	2	0.5	2	2	3	0	0	6	1.5
2014-15	Gill, Anton	31	292	30	85	.353	11	43	.256	7	19	.368	2	25	0.8	17	20	32	15	4	78	2.5
2017-19	Griffin, Jo	15	41	2	5	.400	0	2	.000	0	0	.000	0	0	0.0	3	2	2	1	0	4	0.3
2014-15	Harrell, Montrezl	35	1229	213	376	.566	9	37	.243	114	191	.579	111	321	9.2	49	69	74	33	42	549	15.7
2015-17	Henderson, Jay	28	58	6	23	.261	2	12	.167	4	4	1.000	0	5	0.2	5	2	8	5	0	18	0.6
2016-17	Hicks, Tony	23	231	32	81	.395	5	20	.250	17	27	.630	2	24	1.0	19	21	16	10	1	86	3.7
2019-21	Igiehon, Aidan	18	101	10	15	.667	0	0	.000	6	16	.375	6	25	1.4	0	5	25	1	3	26	1.4
2019-21	Johnson, David	46	1109	161	363	.444	37	106	.349	52	80	.650	46	186	4.0	135	112	97	38	12	411	8.9
2014-17	Johnson, Jaylen	88	1343	189	358	.528	7	18	.389	71	119	.597	154	334	3.8	34	67	163	30	30	456	5.2
2020-21	Jones, Carlik	19	713	113	281	.402	18	56	.321	75	92	.815	14	94	4.9	85	39	35	26	2	319	16.8
2014-15	Jones, Chris	26	807	114	301	.379	39	115	.339	89	122	.730	29	103	4.0	94	60	68	53	1	356	13.7
2019-20	Kimble, Lamarr	31	677	56	156	.359	16	58	.276	28	41	.683	9	47	1.5	84	47	43	25	3	156	5.0
2016-19	King, V.J.	101	1783	210	525	.400	44	148	.297	152	197	.772	66	285	2.8	67	98	134	47	8	616	6.2
2015-16	Lee, Damion	30	1007	152	355	.428	61	179	.341	113	134	.843	19	117	3.9	59	50	62	46	1	478	15.9
2014-17	Levitch, David	71	524	37	89	.416	25	56	.446	26	41	.634	19	56	0.8	44	17	55	19	0	125	1.8
2015-16	Lewis, Trey	31	859	121	291	.416	46	131	.351	62	78	.795	22	106	3.4	71	52	55	32	3	350	11.3
2021-22	Locke, Noah	32	840	110	307	.358	68	199	.342	20	28	.714	14	75	2.3	31	33	37	13	2	308	9.6
2014-18	Mahmoud, Anas	119	1945	227	407	.558	0	0	.000	73	155	.471	152	411	3.5	85	112	215	71	218	527	4.4
2014-17	Mathiang, Mangok	77	1509	162	324	.500	0	0	.000	94	159	.591	191	414	5.4	45	75	186	43	95	418	5.4
2016-20	McMahon, Ryan	122	2047	223	561	.398	182	461	.395	137	150	.913	14	116	0.9	178	111	172	66	10	765	6.3
2021-22	Miles-Devore, Ashton	1	1	0	0	.000	0	0	.000	0	0	.000	0	0	0.0	0	0	1	0	1	0	0.0
2020-21	Minlend, Charles	7	55	2	10	.200	2	6	.333	0	0	.000	3	6	0.9	2	1	3	1	1	6	0.9
2015-17	Mitchell, Donovan	65	1689	265	634	.418	98	298	.329	130	165	.788	71	269	4.1	145	86	166	95	20	758	11.7
2020-21	Myles-Devore, Ashton	1	1	0	0	.000	0	0	.000	0	0	.000	0	0	0.0	0	1	0	0	0	0	0.0
2019-21	Nickelberry, Josh	24	172	10	46	.217	9	39	.231	8	8	1.000	2	10	0.4	4	3	13	0	0	37	1.5
2017-20	Nwora, Jordan	93	2446	439	986	.445	178	452	.394	238	303	.785	107	561	6.0	95	168	69	72	23	1294	13.9
2019-20	Oddo, Keith	8	8	1	2	.500	1	1	1.000	3	4	.750	0	0	0.0	0	0	3	0	0	6	0.8
2014-16	Onuaku, Chinanu	66	1332	182	294	.619	0	1	.000	47	86	.547	160	423	6.4	70	109	175	50	104	411	6.2
2019-21	Orbaugh, Hogan	7	6	1	1	1.000	1	1	1.000	0	0	.000	0	1	0.1	0	0	2	0	0	3	0.4
2017-20	Perry, Darius	100	1663	160	402	.398	78	214	.364	84	102	.824	13	136	1.4	183	121	194	51	3	482	4.8
2017-19	Redding, Jacob	13	25	6	8	.750	5	7	.714	2	2	100.0	1	3	0.2	0	0	1	0	0	19	0.7
2014-15	Rozier, Terry	36	1260	214	521	.411	48	157	.306	139	176	.790	43	200	5.5	108	79	62	72	6	615	17.1
2016-17	Sharpe, Tyler	7	11	1	8	.125	0	6	.000	0	0	.000	1	3	0.4	1	1	1	0	0	2	0.3
2019-21	Slazinski, Quinn	35	466	42	98	.429	14	53	.264	41	55	.745	21	81	2.3	14	16	35	10	1	139	4.0
2014-18	Snider, Quentin	131	3482	407	1049	.388	184	482	.382	209	277	.755	69	300	2.3	415	166	184	71	1	1207	9.2
2015-18	Spalding, Ray	100	2173	332	596	.557	6	25	.240	143	247	.579	228	630	6.3	89	131	261	104	111	813	8.1
2014-17	Stockman, Matz	45	238	39	69	.565	0	0	.000	19	38	.500	34	71	1.6	8	17	49	5	14	97	2.2
2017-20	Sutton, Dwayne	101	2592	262	571	.458	94	268	.351	157	220	.714	192	601	6.0	138	98	220	85	43	775	7.7
2017-18	Thomas, Lance	12	50	9	14	.643	2	7	.286	6	8	.750	3	15	1.3	0	3	11	5	2	26	2.2
2020-22	Traynor, JJ	30	344	34	73	.466	7	16	.438	19	29	.655	20	54	1.8	2	13	34	4	12	94	3.1
2021-22	West, Jarrod	32	897	66	176	.375	34	104	.327	30	38	.789	9	81	2.5	93	39	59	44	0	196	6.1
2021-22	Wheeler, Roosevelt	21	140	12	19	.632	0	0	.000	9	12	.750	11	36	1.7	2	4	21	5	4	33	1.6
2019-20	Williams, Grant	4	3	0	0	.000	0	0	.000	0	0	.000	0	0	0.0	0	0	0	0	0	0	0.0
2017-22	Williams, Malik	122	2185	311	701	.444	84	270	.310	170	256	.664	200	677	5.6	52	100	216	69	88	876	7.2
2019-22	Williamson, Samuell	79	1503	192	410	.468	20	76	.263	73	114	.640	93	332	4.2	64	97	125	29	11	477	6.0
2020-22	Withers, Jae'Lyn	49	1040	143	299	.478	23	85	.271	60	89	.674	81	285	5.9	25	68	118	38	19	369	7.5
2020-22	Wiznitzer, Gabe	17	99	5	12	.417	0	0	.000	5	11	.455	9	19	1.1	4	4	21	0	2	15	0.9

MIAMI

Year	Name	G	MIN	FG	FGA	PCT	3PT	3PA	PCT	FT	FTA	PCT	OR	TR	AVG	AST	TO	PF	ST	BK	PTS	AVG
2009-14	Adams, Garrius	120	2966	261	708	.369	105	360	.292	177	267	.663	82	395	3.3	197	161	172	113	19	804	6.7
2010-14	Akpejiori, Raphael	85	595	28	66	.424	0	0	.000	41	67	.612	56	128	1.5	10	29	91	10	38	97	1.1
2009-10	Allen, Antoine	17	137	13	36	.361	10	24	.417	13	19	.684	0	13	0.8	12	14	11	10	1	49	2.9
2005-09	Asbury, Brian	130	2832	329	775	.425	76	262	.290	227	292	.777	199	536	4.1	145	145	178	110	48	961	7.4
2004-05	Batemon, Glenn	11	39	2	9	.222	0	0	.000	2	5	.400	4	9	0.8	1	2	9	2	0	6	0.5
2019-22	Beverly, Harlond	54	1200	137	371	.369	21	113	.186	59	101	.584	18	164	3.1	138	123	85	52	12	354	6.6

2020-21	Brooks, Nysier	27	739	75	145	.517	0	5	.000	50	78	.641	64	156	5.8	21	37	60	17	26	200	7.4
2016-18	Brown, Bruce	52	1693	212	480	.442	49	155	.316	134	191	.702	73	321	6.2	182	110	126	74	33	607	11.7
2010-14	Brown, Rion	136	3191	377	930	.405	174	523	.333	196	262	.748	110	423	3.1	144	127	209	67	10	1124	8.3
2006-07	Buncum, Omari	1	1	0	0	.000	0	0	.000	0	0	.000	0	0	0.0	0	0	0	0	0	0	0.0
2014-15	Burnett, Deandre	28	488	64	180	.356	28	96	.292	39	53	.736	13	56	2.0	18	24	32	14	4	195	7.0
2004-06	Butler, Lee	13	49	1	3	.333	0	0	.000	6	11	.545	0	9	0.7	6	6	7	2	0	8	0.6
2005-07	Clemente, Denis	61	1406	167	432	.387	57	181	.315	59	89	.663	35	110	1.8	159	103	122	43	4	450	7.4
2006-10	Collins, Dwayne	126	2973	463	820	.565	0	0	.000	319	567	.563	373	879	7.0	109	222	270	86	93	1245	9.9
2004-07	Copeland, Keaton	28	372	27	59	.458	2	9	.222	9	24	.375	54	64	2.3	21	18	56	24	9	65	2.3
2020-21	Cross, Matt	14	370	35	78	.449	20	50	.400	7	8	.875	15	49	3.5	20	21	22	11	7	97	6.9
2014-16	Cruz-Uceda, Ivan	52	782	96	219	.438	60	149	.403	24	27	.889	34	154	3.0	10	32	74	12	14	276	5.3
2012-13	Daniels, Bishop	3	50	5	11	.455	3	3	1.000	2	2	1.000	1	3	1.0	3	4	5	6	0	15	5.0
2006-10	Dews, James	130	3179	399	958	.416	170	489	.348	122	154	.792	77	338	2.6	166	106	261	105	19	1090	8.4
2004-06	Diaz, Guillermo	63	2192	384	884	.434	139	382	.364	217	289	.751	48	226	3.6	174	137	110	83	16	1124	17.8
2013-15	Fernandez, Mike	7	10	1	2	.500	0	1	.000	0	0	.000	0	0	0.0	0	3	1	0	0	2	0.3
2004-05	Frisby, William	28	667	89	199	.447	4	11	.364	61	73	.836	88	178	6.4	11	47	88	19	11	243	8.7
2018-22	Gak, Deng	66	677	46	101	.455	1	5	.200	16	31	.516	46	144	2.2	16	18	54	15	31	109	1.6
2008-13	Gamble, Julian	129	1898	224	412	.544	1	4	.250	101	193	.523	176	457	3.5	57	102	247	47	132	550	4.3
2006-07	Gilbert, Lawrence	20	119	11	32	.344	3	10	.300	5	9	.556	14	26	1.3	7	8	14	2	1	30	1.5
2019-22	Gkogkos, Filippos	17	27	0	5	.000	0	2	.000	0	0	.000	2	5	0.3	0	0	1	1	0	0	0.0
2006-08	Glover, Landon	9	16	0	2	.000	0	0	.000	2	2	1.000	1	3	0.3	2	3	4	1	0	2	0.2
2005-09	Graham, Jimmy	120	1934	202	398	.508	0	0	.000	105	208	.505	172	502	4.2	47	140	290	62	104	509	4.2
2009-12	Grant, Malcolm	100	2879	362	940	.385	223	576	.387	238	292	.815	21	193	1.9	292	211	127	73	3	1185	11.9
2004-06	Hamilton, Gary	63	1383	102	185	.551	1	1	1.000	42	83	.506	160	368	5.8	57	71	171	66	41	247	3.9
2004-07	Harris, Anthony	88	2455	340	869	.391	110	333	.330	153	202	.757	43	207	2.4	325	250	175	49	6	943	10.7
2011-14	Heller, Justin	21	21	2	9	.222	0	5	.000	0	2	.000	0	7	0.3	2	4	2	0	0	4	0.2
2018-21	Herenton, Willie	43	206	14	53	.264	10	33	.303	5	11	.455	4	13	0.3	4	3	10	6	0	43	1.0
2006-10	Hicks, Raymond	112	1711	192	391	.491	10	37	.270	89	130	.685	142	285	2.5	53	79	261	46	26	483	4.3
2004-06	Hite, Robert	63	2096	380	875	.434	157	396	.396	142	169	.840	80	343	5.4	79	96	131	95	17	1059	16.8
2016-18	Huell, Dewan	64	1382	224	400	.560	0	5	.000	104	154	.675	110	312	4.9	20	74	121	29	56	552	8.6
2007-09	Hurdle, Lance	65	1560	146	438	.333	57	167	.341	148	188	.787	23	120	1.8	171	107	152	42	5	497	7.6
2015-19	Izundu, Ebuka	110	1846	282	443	.637	1	3	.333	57	95	.600	116	236	3.0	17	60	168	24	48	327	4.2
2012-16	Jekiri, Tonye	139	3053	312	623	.501	1	5	.200	144	225	.640	306	901	6.5	97	142	343	64	126	769	5.5
2009-13	Johnson, Reggie	117	2524	370	723	.512	5	21	.238	294	416	.707	302	842	7.2	104	186	313	62	113	1039	8.9
2018-19	Johnson, Zach	32	988	127	325	.391	33	114	.289	89	137	.650	12	89	2.8	78	63	65	53	12	376	11.8
2008-12	Jones, DeQuan	111	1606	201	457	.440	10	59	.169	96	152	.632	93	268	2.4	53	123	134	52	51	508	4.6
2021-22	Joseph, Bensley	36	480	26	75	.347	15	38	.395	15	18	.833	10	58	1.6	28	25	42	16	3	82	2.3
2011-13	Kadji, Kenny	68	1924	305	637	.479	75	201	.373	155	239	.649	114	414	6.1	53	113	159	33	97	840	12.4
2013-14	Kelly, James	27	482	65	134	.485	15	37	.405	18	27	.667	26	101	3.7	15	18	42	11	11	163	6.0
2004-08	King, Anthony	105	2819	299	601	.498	0	0	.000	187	294	.636	310	780	7.4	92	120	200	72	213	785	7.5
2009-14	Kirk, Donnavan	48	960	110	244	.451	12	42	.286	46	70	.657	78	184	3.8	5	56	82	15	50	278	5.8
2011-13	Larkin, Shane	68	2131	256	585	.438	101	269	.375	147	182	.808	35	218	3.2	245	142	111	121	6	760	11.2
2015-19	Lawrence, Anthony	130	3299	360	790	.456	142	376	.378	181	256	.707	130	609	4.6	258	193	260	144	80	1043	8.0
2013-15	Lecomte, Manu	71	1777	177	414	.428	79	182	.434	120	145	.828	34	122	1.7	144	101	119	39	1	553	7.8
2017-21	Lykes, Chris	92	2609	419	1016	.412	165	476	.347	253	325	.778	27	188	2.0	251	208	214	100	10	1256	13.7
2018-19	Mack, Anthony	28	431	26	88	.295	18	65	.277	3	4	.750	6	29	1.0	19	14	28	12	4	73	2.6
2004-05	Mayhand, Antoine	20	113	5	26	.192	3	17	.176	3	6	.500	2	10	0.5	4	5	9	6	2	16	0.8
2014-16	McClellan, Sheldon	73	2429	369	748	.493	110	289	.381	272	327	.832	51	290	4.0	130	93	121	70	16	1120	15.3
2006-09	McClinton, Jack	95	3013	542	1266	.428	286	650	.440	332	369	.900	43	253	2.7	239	237	180	70	3	1702	17.9
2008-10	McGowan, Cyrus	64	892	83	193	.430	16	50	.320	66	101	.653	92	224	3.5	29	73	117	21	43	248	3.9
2019-22	McGusty, Cameron	85	2751	463	1013	.457	123	363	.339	224	280	.800	47	368	4.3	189	182	132	106	16	1273	15.0
2011-13	McKinney-Jones, Trey	69	1887	193	443	.436	99	257	.385	75	92	.815	33	237	3.4	103	76	125	51	3	560	8.1
2021-22	Miller, Jordan	36	1108	147	262	.561	19	65	.292	48	68	.706	75	214	5.9	40	31	73	63	20	361	10.0
2016-22	Miller, Rodney	82	932	115	203	.567	0	1	.000	47	87	.540	68	193	2.4	16	30	98	26	23	277	3.4
2021-22	Moore, Charlie	37	1202	172	385	.447	59	162	.364	56	76	.737	12	98	2.6	171	77	100	75	5	459	12.4
2015-17	Murphy, Kamari	65	1768	174	342	.509	0	8	.000	66	112	.589	126	432	6.6	35	76	146	26	53	414	6.4
2006-08	Nass, Fabio	23	181	15	30	.500	0	3	.000	9	15	.600	18	46	2.0	10	15	24	6	6	39	1.7
2014-18	Newton, Ja'Quan	127	2953	409	916	.447	31	103	.301	296	432	.685	57	295	2.3	308	264	180	99	15	1145	9.0
2020-21	Olaniyi, Elijah	21	685	80	190	.421	21	80	.263	39	55	.709	26	107	5.1	19	38	43	19	9	220	10.5
2004-05	Okpalobi, Brandon	29	280	6	29	.207	0	7	.000	3	11	.273	4	23	0.8	25	20	23	17	0	15	0.5
2021-22	Oosterbroek, Thomas	4	5	0	0	.000	0	0	.000	1	2	.500	0	0	0.0	0	0	1	0	0	1	0.3
2014-16	Palmer, James	72	898	91	233	.391	36	110	.327	40	60	.667	25	93	1.3	50	44	47	19	14	258	3.6
2021-22	Poplar, Wooga	34	292	28	68	.412	6	28	.214	17	26	.654	9	47	1.4	11	16	22	9	0	79	2.3
2018-19	Proctor, Dominic	1	1	0	0	.000	0	0	.000	0	0	.000	0	0	0.0	0	0	0	0	0	0	0.0
2008-12	Quigtar, Ryan	21	32	3	9	.333	1	3	.333	3	6	.500	3	3	0.1	5	2	4	1	0	10	0.5
2013-17	Reed, Davon	131	3680	438	1018	.430	202	512	.395	265	341	.777	86	477	3.6	216	187	247	113	48	1343	10.3
2007-09	Rios, Eddie	47	639	57	163	.350	30	75	.400	32	54	.593	14	58	1.2	87	70	49	23	2	176	3.7
2015-18	Robinson, Mike	25	46	6	18	.333	5	14	.357	1	2	.500	1	2	0.1	1	1	6	1	0	18	0.7
2014-16	Rodriquez, Angel	67	1961	254	652	.390	104	322	.323	210	273	.769	37	164	2.4	284	163	179	117	15	822	12.3
2009-13	Scott, Durand	132	4238	580	1285	.451	98	290	.338	392	507	.773	153	576	4.4	404	292	304	166	18	1650	12.5
2014-15	Sherman, Omar	36	593	67	156	.429	24	79	.304	15	23	.652	22	82	2.3	18	12	59	8	20	173	4.8
2012-14	Sorenson, Steve	10	12	0	0	.000	0	0	.000	1	3	.333	0	0	0.0	0	3	0	0	0	1	0.1
2019-20	Stone, Keith	18	421	31	89	.348	7	37	.189	20	26	.769	27	83	4.6	17	17	50	19	12	89	4.9
2014-18	Stowell, Chris	26	43	0	4	.000	0	3	.000	1	2	.500	0	6	0.2	1	1	2	0	1	1	0.0
2004-08	Stratton, Jonathan	16	26	2	10	.200	1	8	.125	0	0	.000	0	1	0.1	1	3	0	1	0	5	0.3
2010-14	Swoope, Eric	110	1190	107	206	.519	2	10	.200	75	130	.577	78	186	1.7	31	31	137	37	25	291	2.6
2005-11	Thomas, Adrian	132	2455	259	640	.405	204	522	.391	54	82	.659	105	327	2.5	106	113	251	63	20	776	5.9
2014-15	Thomas, Joe	31	328	18	31	.581	0	0	.000	4	14	.286	32	65	2.1	9	7	33	7	4	40	1.3
2020-21	Timberlake, Earl	7	192	22	49	.449	2	7	.286	19	27	.704	11	35	5.0	17	23	21	12	4	65	9.3
2016-20	Vasiljevic, D.J.	128	3379	432	1064	.406	272	742	.367	135	153	.882	63	398	3.1	98	83	171	64	6	1271	9.9
2017-22	Waardenburg, Sam	118	3015	246	539	.456	87	236	.369	132	184	.717	144	502	4.2	161	121	234	77	100	711	6.0
2019-22	Walker, Anthony	88	1511	195	449	.434	26	117	.222	97	146	.664	79	266	3.0	54	90	143	61	56	513	5.8
2017-18	Walker, Lonnie	32	888	132	318	.415	56	162	.346	48	65	.738	13	83	2.6	61	37	51	30	15	368	11.5
2008-09	Warren, Mark	1	1	0	0	.000	0	0	.000	0	0	.000	0	0	0.0	0	0	0	0	0	0	0.0
2004-06	Wilkins, Eric	36	397	23	63	.365	1	5	.200	9	18	.500	16	46	1.3	17	30	29	18	5	56	1.6
2019-22	Wong, Isaiah	95	2868	441	1008	.438	117	354	.331	269	342	.787	78	379	4.0	171	152	153	80	35	1268	13.3

NORTH CAROLINA

Year	Name	G	MIN	FG	FGA	PCT	3PT	3PA	PCT	FT	FTA	PCT	OR	TR	AVG	AST	TO	PF	ST	BK	PTS	AVG
1988-89	Akins, Bill	9	20	2	6	.333	0	0	.000	2	4	.500	0	3	0.3	1	0	1	1	0	6	0.7
2019-20	Anthony, Cole	22	768	131	345	.380	49	141	.348	65	128	.750	10	125	5.7	88	77	64	29	6	407	18.5
1970-71	Austin, John	12	0	0	3	.000	0	0	.000	1	5	.200	0	5	0.4	4	0	6	0	0	1	0.1
2019-22	Bacot, Armando	100	2683	495	890	.556	1	9	.111	309	467	.662	342	1001	10.0	121	173	258	68	127	1300	13.0
1980-82	Barlow, Jeb	58	225	18	46	.391	0	0	.000	14	21	.667	0	39	0.7	10	21	29	8	1	50	0.9
2010-12	Barnes, Harrison	75	2198	439	1018	.431	116	332	.349	234	319	.734	149	414	5.5	96	146	140	68	29	1228	16.4
1994-95	Barnes, Octavus	5	5	0	3	.000	0	1	.000	0	0	.000	0	0	0.0	0	0	2	0	0	0	0.0
1972-75	Bell, Mickey	71	0	30	52	.577	0	0	.000	42	67	.627	0	68	1.0	41	0	47	0	0	102	1.4
1963-66	Bennett, Bob	70	0	148	326	.454	0	0	.000	90	144	.625	0	305	4.4	0	0	191	0	0	386	5.5
2014-18	Berry, Joel	144	3973	615	1464	.420	268	734	.365	337	404	.834	64	404	2.8	450	221	275	165	27	1835	12.7
1997-02	Bersticker, Brian	106	826	138	259	.533	3	10	.300	44	65	.677	56	196	1.8	31	47	137	16	72	323	3.0
1978-82	Black, Jimmy	127	2892	258	512	.504	0	0	.000	212	289	.734	0	147	1.2	525	268	275	175	18	728	5.7
2018-22	Black, Leaky	122	3109	229	576	.398	48	171	.281	107	143	.748	143	515	4.2	284	145	215	124	65	613	5.0
2003-04	Bohlander, Justin	18	134	7	22	.318	0	0	.000	8	13	.615	6	19	1.1	5	7	16	5	7	22	1.2
2010-11	Bolick, Daniel	14	19	1	4	.250	0	1	.000	4	4	1.000	0	5	0.4	2	1	1	0	0	6	0.4
2000-02	Boone, Adam	60	1030	81	194	.418	44	110	.400	45	56	.804	7	91	1.5	133	105	66	34	4	251	4.2
1966-67	Bostick, Jim	14	0	8	19	.421	0	0	.000	2	5	.400	0	8	0.6	0	0	3	0	0	18	1.3
1962-63	Bowers, Bruce	1	0	0	0	.000	0	0	.000	0	0	.000	0	0	0.0	0	0	0	0	0	0	0.0
1979-83	Braddock, Jimmy	136	1833	198	434	.456	43	93	.462	106	127	.835	0	80	0.6	228	133	91	57	1	545	4.0
1975-79	Bradley, Dudley	120	0	221	485	.456	0	0	.000	80	145	.552	0	285	2.4	129	0	177	190	16	522	4.4
2016-17	Bradley, Tony	38	555	102	178	.573	0	0	.000	65	105	.619	98	195	5.1	23	25	69	10	22	269	7.1
1955-58	Brennan, Pete	81	0	413	991	.417	0	0	.000	506	715	.708	0	854	10.5	0	0	248	0	0	1332	16.4
2013-17	Britt, Nate	151	2653	256	688	.372	81	242	.335	181	223	.812	42	233	1.5	299	167	270	121	6	774	5.1

1997-01	Brooker, Michael	71	364	24	90	.267	16	69	.232	11	20	.550	14	36	0.5	29	48	39	12	1	75	1.1
2017-21	Brooks, Garrison	133	3268	500	951	.526	6	15	.400	270	432	.625	311	797	6.0	167	174	330	66	71	1276	9.6
1962-65	Brown, Bill	44	0	16	43	.372	0	0	.000	28	41	.683	0	42	1.0	0	0	18	0	0	60	1.4
1966-69	Brown, Joe	89	0	167	399	.419	0	0	.000	68	121	.562	0	280	3.1	15	0	125	0	0	402	4.5
1960-63	Brown, Larry	56	0	220	489	.450	0	0	.000	221	283	.781	0	130	2.3	0	0	163	0	0	661	11.8
1958-61	Brown, Lou	40	91	25	49	.510	0	0	.000	19	31	.613	0	27	0.7	7	0	30	0	0	69	1.7
1981-83	Brownlee, John	46	207	24	34	.706	0	0	.000	4	14	.286	0	51	1.1	3	26	27	5	4	52	1.1
1978-82	Brust, Chris	89	467	38	71	.535	0	0	.000	27	51	.529	0	108	1.2	23	45	50	9	0	103	1.2
1984-85	Brust, Matthew	8	18	1	3	.333	0	0	.000	0	3	.000	0	4	0.5	3	0	2	0	0	2	0.3
1973-77	Buckley, Bruce	98	0	105	211	.498	0	0	.000	74	112	.661	0	156	1.6	51	0	68	23	6	284	2.9
1985-89	Bucknall, Steve	130	2605	333	696	.478	71	168	.423	237	314	.755	0	392	3.0	382	222	208	99	8	974	7.5
1977-81	Budko, Pete	105	691	87	172	.506	0	0	.000	26	51	.510	0	231	2.2	61	36	132	16	80	200	1.9
2010-13	Bullock, Reggie	100	2457	358	815	.439	188	486	.387	85	118	.720	156	495	5.0	169	94	121	87	21	989	9.9
1966-69	Bunting, Bill	95	0	398	774	.514	0	0	.000	273	369	.740	0	612	6.4	42	0	264	0	0	1069	11.3
1991-92	Burgess, Jason	13	39	0	4	.000	0	0	.000	1	4	.250	3	7	0.5	3	2	5	4	0	1	0.1
2005-07	Burke, Dewey	32	49	6	20	.300	5	17	.294	3	6	.500	2	8	0.3	2	7	4	1	0	20	0.6
1961-63	Burns, Charlie	15	0	7	11	.636	0	0	.000	0	0	.000	0	1	0.1	0	0	2	0	0	14	0.9
1992-96	Calabria, Dante	135	3188	373	825	.452	193	469	.412	159	221	.719	115	426	3.2	336	195	226	116	8	1098	8.1
1960-63	Callahan, Peppy	22	0	1	14	.071	0	0	.000	4	9	.444	0	6	0.3	0	0	7	0	0	6	0.3
1965-66	Campbell, Greg	15	0	4	10	.400	0	0	.000	4	8	.500	0	4	0.3	0	0	5	0	0	12	0.8
2007-10	Campbell, Marc	51	105	5	19	.263	3	12	.250	3	4	.750	1	9	0.2	20	20	5	8	0	16	0.3
1998-02	Capel, Jason	120	3845	453	1022	.443	164	437	.375	377	458	.823	214	807	6.7	329	257	302	123	23	1447	12.1
1995-98	Carter, Vince	103	2677	481	880	.547	99	269	.368	206	292	.705	183	466	4.5	197	123	190	114	80	1267	12.3
1968-71	Chadwick, Dave	74	0	179	315	.568	0	0	.000	76	111	.685	0	214	2.9	35	0	76	0	0	434	5.9
1969-72	Chamberlain, Bill	77	0	389	720	.540	0	0	.000	179	255	.702	0	475	6.2	190	0	208	0	0	957	12.4
1969-72	Chambers, Bill	58	0	35	72	.486	0	0	.000	53	72	.736	0	56	1.0	19	0	25	0	0	123	2.1
1972-76	Chambers, Bill	97	0	52	116	.448	0	0	.000	21	35	.600	0	58	0.6	41	0	19	7	0	125	1.3
1989-93	Cherry, Scott	76	306	34	73	.466	6	18	.333	38	60	.633	9	47	0.6	51	35	28	16	4	112	1.5
1987-91	Chilcutt, Pete	140	3180	483	904	.534	20	58	.345	164	231	.710	0	766	5.5	188	226	155	115	83	1150	8.2
1954-55	Clark, Buddy	6	0	1	3	.333	0	0	.000	4	6	.667	0	3	0.5	0	0	0	0	0	6	1.0
1966-69	Clark, Rusty	91	0	513	1003	.511	0	0	.000	313	448	.699	0	929	10.2	35	0	282	0	0	1339	14.7
2015-17	Coker, Kanler	34	44	3	8	.375	0	2	.000	5	5	1.000	3	11	0.3	2	3	8	1	0	11	0.3
2014-16	Coleman, Justin	24	36	1	10	.100	0	6	.000	2	4	.500	1	4	0.2	4	2	3	0	0	4	0.2
1976-80	Colescott, Dave	103	734	198	404	.490	0	0	.000	110	150	.733	0	86	0.8	150	35	124	83	2	506	4.9
1974-77	Coley, Woody	53	0	4	16	.250	0	0	.000	0	1	.000	0	21	0.4	1	0	14	1	0	8	0.2
1960-61	Conlon, Marty	8	0	2	6	.333	0	0	.000	0	0	.000	0	4	0.5	0	0	1	0	0	4	0.5
1961-64	Cooke, Mike	61	0	200	460	.435	0	0	.000	65	99	.657	0	181	3.0	0	0	175	0	0	465	7.6
2010-12	Cooper, Stewart	33	49	2	6	.333	0	0	.000	1	3	.333	2	5	0.2	1	4	6	1	0	5	0.2
2005-09	Copeland, Mike	78	233	31	62	.500	0	2	.000	23	32	.719	21	66	0.8	9	20	36	2	10	85	1.1
1969-72	Corson, Craig	71	0	31	71	.370	0	0	.000	29	51	.569	0	122	1.7	27	0	72	0	0	91	1.3
1996-00	Cota, Ed	138	4631	438	969	.452	93	250	.372	292	398	.734	106	517	3.7	1030	470	176	192	25	1261	9.1
1970-71	Cox, John	9	0	1	5	.200	0	0	.000	1	3	.333	0	4	0.4	2	0	4	0	0	3	0.3
1973-78	Crompton, Jeff	36	0	53	108	.491	0	0	.000	20	44	.455	0	117	3.3	32	0	62	11	33	126	3.5
1957-60	Crotty, John	55	63	15	36	.417	0	0	.000	27	45	.600	0	30	0.5	2	0	48	0	0	57	1.0
2010-12	Crouch, Patrick	35	58	7	19	.368	2	9	.222	2	4	.500	0	7	0.2	6	12	8	1	0	18	0.5
1962-65	Cunningham, Billy	69	0	656	1387	.473	0	0	.000	397	633	.627	0	1062	15.4	0	0	262	0	0	1709	24.8
1955-58	Cunningham, Bob	78	0	154	434	.355	0	0	.000	103	180	.572	0	410	5.3	0	0	220	0	0	411	5.3
1998-01	Curry, Ronald	54	1114	76	217	.350	26	99	.263	48	81	.593	17	133	2.5	162	120	83	44	0	226	4.2
2014-16	Dalton, Spenser	20	23	1	9	.111	0	7	.000	0	0	.000	1	2	0.1	0	1	1	1	0	2	0.1
1982-86	Daugherty, Brad	135	3973	760	1226	.620	0	1	.000	392	560	.700	0	1003	7.4	214	295	402	92	146	1912	14.2
2008-10	Davis, Ed	61	1357	210	383	.548	0	0	.000	142	228	.623	149	470	7.7	44	86	116	24	129	562	9.2
1988-92	Davis, Hubert	137	2919	557	1118	.498	197	453	.435	304	371	.819	27	248	1.8	179	135	129	108	23	1615	11.8
1992-94	Davis, Larry	38	124	28	61	.459	2	11	.182	26	38	.684	10	28	0.7	12	9	7	11	0	84	2.2
2012-15	Davis, Luke	44	216	4	10	.400	2	8	.250	2	6	.333	1	12	0.3	36	13	17	5	0	12	0.3
2020-22	Davis, R.J.	68	1970	257	645	.398	98	279	.351	160	193	.829	34	232	3.4	198	128	128	59	10	772	11.4
1973-77	Davis, Walter	119	0	754	1420	.531	0	0	.000	355	459	.773	0	670	5.6	409	0	247	149	38	1863	15.7
1984-86	Daye, James	25	57	4	11	.364	0	0	.000	10	18	.556	0	9	0.4	9	8	5	0	0	18	0.7
1968-71	Dedmon, Lee	89	0	378	786	.481	0	0	.000	263	388	.678	0	729	8.2	180	0	303	0	0	1019	11.4
1967-70	Delany, Jim	73	0	73	180	.406	0	0	.000	85	109	.780	0	41	0.6	51	0	80	0	0	231	3.2
1986-90	Denny, Jeff	103	551	50	122	.410	31	75	.413	38	52	.731	0	58	0.6	76	45	40	14	0	169	1.6
1980-84	Doherty, Matt	129	4077	418	876	.477	20	49	.408	309	406	.761	0	446	3.5	446	258	230	110		1165	9.0
1958-62	Donohue, Jim	49	58	60	163	.368	0	0	.000	44	68	.647	0	165	3.4	4	0	102	0	0	164	3.3
1975-79	Doughton, Ged	82	0	62	137	.453	0	0	.000	45	59	.763	0	52	0.6	60	0	39	20	0	169	2.1
2008-11	Drew, Larry	96	1907	160	409	.391	50	163	.307	91	152	.599	22	188	2.0	377	204	148	68	2	461	4.8
2021-22	Dunn, D'Marco	23	94	9	31	.290	3	15	.200	1	3	.333	1	7	0.3	7	6	8	1	0	22	1.0
2010-12	Dupont, David	33	49	3	14	.214	3	9	.333	1	2	.500	3	8	0.2	3	1	4	0	0	10	0.3
1969-70	Earey, Mike	3	0	1	4	.250	0	0	.000	2	2	1.000	0	0	0.0	0	0	0	0	0	4	1.3
2015-16	Egbuna, Tony	16	19	0	7	.000	0	3	.000	0	0	.000	0	2	0.1	0	1	1	1	0	0	0.0
1968-71	Eggleston, Don	55	0	25	66	.379	0	0	.000	32	50	.640	0	86	1.6	14	0	34	0	0	82	1.5
2006-09	Ellington, Wayne	115	3278	616	1331	.463	229	577	.397	233	288	.809	126	469	4.1	258	175	168	109	14	1694	14.7
2018-20	Ellis, Caleb	30	42	5	9	.556	1	2	.500	1	3	.333	3	4	0.1	1	1	2	3	2	12	0.4
1971-74	Elston, Darrell	73	0	310	617	.502	0	0	.000	125	150	.833	0	190	2.6	259	0	143	0	0	745	10.2
1987-88	Elstun, Doug	12	16	1	4	.250	0	0	.000	2	2	1.000	0	0	0.0	0	2	1	0	0	4	0.3
2004-05	Everett, Charlie	22	46	5	8	.625	1	1	1.000	1	3	.333	2	5	0.2	2	5	4	1	0	12	0.5
1999-01	Everett, Jim	28	53	3	10	.300	0	0	.000	8	9	.889	4	18	0.6	2	4	11	0	1	14	0.5
2001-02	Everett, Joe	9	15	3	7	.429	0	1	.000	2	2	1.000	3	10	1.1	0	1	0	2	0	8	0.9
1996-99	Evtimov, Vasco	38	264	40	95	.421	0	5	.000	25	37	.676	43	111	2.9	13	28	44	18	2	105	2.8
1980-84	Exum, Cecil	103	431	59	121	.488	1	5	.200	35	58	.603	0	84	0.8	35	44	53	13	5	154	1.5
2020-22	Farris, Duwe	12	17	2	4	.500	0	0	.000	1	2	.500	2	5	0.4	0	0	3	0	0	5	0.4
2017-18	Felton, Jalek	22	213	24	62	.387	11	35	.314	4	6	.667	2	20	0.9	35	24	11	8	2	63	2.8
2002-05	Felton, Raymond	101	3421	414	978	.423	174	464	.375	258	353	.731	69	417	4.1	697	362	233	192	27	1260	12.5
2001-02	Fingleton, Neil	1	4	0	2	.000	0	0	.000	0	0	.000	0	1	1.0	0	1	0	0	0	0	0.0
1965-68	Fletcher, Ralph	50	0	27	71	.380	0	0	.000	27	42	.643	0	63	1.3	0	0	26	0	0	81	1.6
1967-70	Fogler, Eddie	91	0	174	436	.399	0	0	.000	75	117	.641	0	152	1.7	199	0	162	0	0	423	4.6
1974-78	Ford, Phil	123	0	865	1640	.527	0	0	.000	560	693	.808	0	261	2.1	753	0	228	163	5	2290	18.6
1999-01	Forte, Joseph	69	2340	479	1055	.454	111	302	.368	221	273	.810	99	399	5.8	210	169	138	121	27	1290	18.7
2004-05	Foster, Brooks	5	9	0	1	.000	0	0	.000	1	3	.333	0	1	0.2	1	1	4	2	0	1	0.2
1987-91	Fox, Rick	140	3180	633	1221	.518	153	394	.388	284	375	.757	0	594	4.2	323	339	405	197	44	1703	12.2
2019-20	Francis, Jeremiah	16	217	15	66	.227	4	20	.200	18	26	.692	1	20	1.3	26	19	18	7	0	52	3.3
2005-09	Frasor, Bobby	109	1993	143	393	.364	70	228	.307	46	71	.648	39	186	1.7	261	132	128	78	14	402	3.7
1996-99	Frederick, Brad	70	284	16	42	.381	6	18	.333	8	16	.500	16	40	0.6	15	23	23	3	1	46	0.7
1965-68	Frye, Jim	23	0	15	29	.517	0	0	.000	5	8	.625	0	13	0.6	0	0	12	0	0	35	1.5
1962-64	Galantai, Billy	32	0	32	79	.405	0	0	.000	27	39	.692	0	69	2.2	0	0	45	0	0	91	2.8
2009-10	Gallagher, James	12	21	0	1	.000	0	0	.000	0	1	.000	1	3	0.3	2	0	1	0	0	0	0.0
2021-22	Garcia, Dawson	16	329	47	116	.405	12	32	.375	38	48	.792	33	88	5.5	11	21	34	7	5	144	9.0
1964-67	Gauntlett, Tom	79	0	238	538	.442	0	0	.000	68	95	.716	0	199	2.5	0	0	148	0	0	544	6.9
1992-96	Geth, Ed	62	232	42	80	.525	0	2	.000	22	46	.478	28	72	1.2	7	24	29	8	2	106	1.7
2005-10	Ginyard, Marcus	143	3359	313	734	.426	50	163	.307	198	285	.695	220	543	3.8	275	215	223	156	13	874	6.1
1968-71	Gipple, Dale	73	0	60	148	.405	0	0	.000	43	58	.741	0	72	1.0	67	0	48	0	0	163	2.2
1953-54	Glancy, Gene	8	0	4	19	.211	0	0	.000	8	14	.571	0	14	1.8	0	0	17	0	0	16	2.0
1954-55	Goodwin, Frank	16	0	9	30	.300	0	0	.000	15	17	.882	0	17	1.1	0	0	20	0	0	33	2.1
2002-05	Grant, Damion	29	145	11	36	.306	0	0	.000	8	14	.571	20	35	1.2	0	16	26	2	15	30	1.0
2007-10	Graves, Will	92	1283	173	454	.381	102	276	.370	65	83	.783	96	270	2.9	58	67	112	35	12	513	5.6
2005-09	Green, Danny	145	2889	491	1079	.455	184	491	.375	202	239	.845	204	590	4.1	256	208	277	160	154	1368	9.4
1954-56	Greene, Hilliard	18	0	4	16	.250	0	0	.000	3	11	.273	0	15	0.8	0	0	7	0	0	11	0.6
1988-90	Greene, John	27	46	4	16	.250	0	0	.000	4	9	.444	0	13	0.5	0	3	0	0	1	12	0.4
1965-66	Gribble, Dixon	5	0	6	13	.462	0	0	.000	1	1	1.000	0	13	2.6	0	0	0	0	0	13	2.6
1956-57	Groll, Stan	12	0	10	27	.370	0	0	.000	5	9	.556	0	18	1.5	0	0	10	0	0	25	2.1
1966-69	Grubar, Dick	92	0	342	722	.474	0	0	.000	232	337	.688	0	285	3.1	80	0	225	0	0	916	10.0
2011-13	Hairston P.J.	71	1286	220	567	.388	127	364	.349	140	175	.800	93	228	3.2	74	66	118	57	20	707	10.0
1982-86	Hale, Steve	131	3176	359	690	.520	5	17	.294	230	283	.813	0	291	2.2	503	263	293	164	7	953	7.3

1973-76	Hanners, Dave	65	0	26	59	.441	0	0	.000	10	22	.455	0	35	0.5	38	0	15	21	1	62	1.0
2005-09	Hansbrough, Tyler	142	4394	939	1752	.536	12	38	.316	982	1241	.791	482	1219	8.6	154	297	348	180	66	2872	20.2
2019-22	Harris, Anthony	35	420	44	92	.478	10	28	.575	24	34	.706	11	26	0.7	32	24	43	15	0	122	3.5
1989-91	Harris, Kenny	59	222	33	89	.371	12	40	.300	18	28	.643	0	33	0.6	24	31	26	12	0	96	1.6
1963-64	Harrison, Bill	2	0	1	2	.500	0	0	.000	0	0	.000	0	0	0.0	0	0	2	0	0	2	1.0
1972-74	Harrison, Ray	50	0	153	298	.513	0	0	.000	36	52	.692	0	81	1.6	132	0	96	0	0	342	6.8
1974-76	Harry, Eric	12	0	2	7	.286	0	0	.000	3	4	.750	0	8	0.7	1	0	1	0	0	7	0.6
1963-65	Hassell, Pud	23	0	10	27	.370	0	0	.000	3	8	.375	0	22	1.0	0	0	16	0	0	23	1.0
1963-66	Hassell, Ray	50	0	37	80	.463	0	0	.000	18	30	.600	0	36	0.7	0	0	52	0	0	92	1.8
2010-11	Hatchell, Van	11	16	0	5	.000	0	4	.000	1	2	.500	1	4	0.4	1	2	2	0	0	1	0.1
1956-57	Hathaway, Bill	15	0	16	48	.333	0	0	.000	10	24	.417	0	75	5.0	0	0	10	0	0	42	2.8
1997-01	Haywood, Brendan	141	3315	541	849	.637	0	0	.000	329	554	.594	323	839	6.0	118	223	345	47	304	1411	10.0
1954-55	Henderson, Will	6	0	0	4	.000	0	0	.000	2	4	.500	0	0	0.0	0	0	2	0	0	2	0.3
1986-89	Hensley, Marty	41	128	16	37	.432	0	1	.000	16	27	.593	0	27	0.7	2	13	16	5	3	48	1.2
2009-12	Henson, John	109	2589	475	955	.497	5	24	.208	169	350	.483	268	884	8.1	108	165	159	66	279	1124	10.3
2013-17	Hicks, Isaiah	151	2441	420	735	.571	1	6	.167	271	374	.725	221	546	3.6	100	159	370	50	79	1112	7.4
1971-74	Hite, Ray	86	0	42	92	.457	0	0	.000	38	53	.717	0	55	0.6	73	0	51	0	0	122	1.4
1972-75	Hoffman, Brad	90	0	197	402	.490	0	0	.000	69	83	.831	0	76	0.8	205	0	123	0	0	463	5.1
1956-59	Holland, Gehrmann	20	15	5	11	.455	0	0	.000	2	3	.667	0	6	0.3	1	0	8	0	0	12	0.6
2003-05	Holley, Jesse	25	54	8	20	.400	1	5	.200	7	14	.500	1	13	0.5	5	6	13	5	2	24	1.0
1999-03	Holmes, Jonathan	76	293	16	41	.390	12	28	.429	13	15	.867	3	34	0.4	41	21	24	5	0	57	0.8
2003-05	Hooker, C.J.	34	63	10	22	.455	0	0	.000	2	13	.154	9	19	0.6	5	4	4	4	1	22	0.6
1969-72	Huband, Kim	75	0	147	292	.503	0	0	.000	95	112	.848	0	144	1.9	81	0	94	0	0	389	5.2
2011-15	Hubert, Desmond	113	731	36	73	.493	0	0	.000	12	53	.226	74	153	1.4	14	35	80	12	50	84	0.7
1959-62	Hudock, Jim	61	0	205	443	.463	0	0	.000	148	228	.649	0	397	6.5	0	0	160	0	0	558	9.1
2017-20	Huffman, Brandon	70	216	40	69	.580	0	0	.000	16	33	.485	24	54	0.8	1	14	26	0	11	96	1.4
1982-87	Hunter, Curtis	121	1431	201	357	.563	2	5	.400	104	148	.703	0	185	1.5	155	111	153	67	3	508	4.2
1986-88	Hyatt, Rodney	28	71	9	21	.429	2	5	.400	10	14	.714	0	7	0.3	17	10	6	1	0	30	1.1
1963-64	Iannarella, Mike	3	0	0	1	.000	0	0	.000	0	0	.000	0	0	0.0	0	0	1	0	0	0	0.0
2014-17	Jackson, Justin	118	3429	615	1341	.459	168	496	.339	228	320	.713	181	481	4.1	314	162	179	76	45	1626	13.8
2012-16	James, Joel	135	1188	124	273	.454	0	0	.000	47	75	.627	117	309	2.3	18	73	169	14	30	295	2.2
1995-98	Jamison, Antawn	104	3478	787	1364	.577	8	27	.296	392	635	.617	376	1027	9.9	93	183	256	93	85	1974	19.0
1971-72	Jamison, Roger	5	0	2	8	.250	0	0	.000	0	1	.000	0	0	0.0	1	0	0	0	0	4	0.8
1987-88	Jenkins, Joe	15	48	7	11	.636	0	0	.000	0	0	.000	0	12	0.8	4	3	3	2	0	14	0.9
2012-16	Johnson, Brice	148	3102	714	1242	.575	0	0	.000	288	407	.708	314	1035	7.0	133	188	369	111	163	1716	11.6
2017-19	Johnson, Cameron	62	1840	324	682	.475	143	348	.411	140	169	.828	109	329	5.3	146	81	98	61	15	931	15.0
1963-64	Johnson, Earl	1	0	0	0	.000	0	0	.000	0	0	.000	0	0	0.0	0	0	1	0	0	0	0.0
2020-22	Johnson, Puff	38	308	34	75	.453	7	35	.200	15	20	.750	19	54	1.4	12	5	31	8	5	90	2.4
1999-03	Johnson, Will	107	960	58	152	.382	30	85	.353	61	83	.735	59	158	1.5	60	45	95	10	2	207	1.9
2010-11	Johnston, D.J.	13	21	2	8	.250	0	1	.000	0	0	.000	2	8	0.6	1	1	0	0	1	4	0.3
1970-73	Johnston, Donn	96	0	161	308	.523	0	0	.000	47	75	.627	0	219	2.3	149	0	102	0	0	369	3.8
1971-74	Jones, Bobby	92	0	522	859	.608	0	0	.000	220	343	.641	0	817	8.9	285	0	239	0	0	1264	13.7
1960-62	Jones, Harry	15	0	3	13	.231	0	0	.000	0	6	.000	0	12	0.8	0	0	11	0	0	6	0.4
1981-84	Jordan, Michael	101	3107	720	1333	.540	34	76	.447	314	420	.748	0	509	5.0	181	200	271	169	71	1788	17.7
1970-73	Karl, George	94	0	494	964	.512	0	0	.000	305	391	.780	0	279	3.0	394	0	278	0	0	1293	13.8
1961-64	Katz, Art	21	0	6	13	.462	0	0	.000	6	10	.600	0	29	1.4	0	0	16	0	0	18	0.9
1955-58	Kearns, Tommy	80	0	311	752	.414	0	0	.000	308	463	.665	0	238	3.0	0	0	202	0	0	930	11.6
2019-20	Keeling, Christian	33	632	86	200	.430	16	50	.322	24	32	.750	25	93	2.8	21	37	53	16	6	212	6.4
1978-81	Kenny, Eric	72	179	23	48	.479	0	0	.000	20	33	.606	0	48	0.7	12	6	25	9	0	66	0.9
1957-61	Kepley, Dick	74	796	225	558	.403	0	0	.000	141	203	.695	0	499	6.7	38	0	188	0	0	591	8.0
2020-21	Kessler, Walker	29	254	52	90	.578	1	4	.250	22	41	.537	45	94	3.2	9	16	35	15	25	127	4.4
2010-11	Knox, Justin	37	534	63	120	.525	0	0	.000	43	67	.642	40	118	3.2	13	42	80	8	12	169	4.6
1953-54	Kocornik, Dick	15	0	7	17	.412	0	0	.000	8	23	.348	0	21	1.4	0	0	25	0	0	22	1.5
1976-77	Krafcisin, Steve	29	0	29	58	.500	0	0	.000	25	35	.714	0	43	1.5	10	0	34	6	5	83	2.9
1960-63	Krause, Dieter	32	0	20	41	.488	0	0	.000	15	34	.441	0	48	1.5	0	0	31	0	0	55	1.7
1973-77	Kuester, John	121	0	251	521	.482	0	0	.000	146	193	.756	0	169	1.4	370	0	162	118	8	648	5.4
1972-76	Kupchak, Mitch	119	0	651	1110	.586	0	0	.000	309	465	.665	0	1006	8.5	160	0	214	15	32	1611	13.5
1999-00	Laczkowski, Matt	7	9	0	1	.000	0	0	.000	0	2	.000	0	1	0.1	0	0	2	0	0	0	0.0
1973-77	LaGarde, Tommy	102	0	367	630	.583	0	0	.000	273	358	.763	0	545	5.3	82	0	191	44	46	1007	9.9
1992-95	Landry, Pearce	56	581	54	121	.446	24	67	.358	27	33	.818	24	62	1.1	65	39	58	20	3	159	2.8
2021-22	Landry, Rob	3	3	0	0	.000	0	0	.000	0	0	.000	0	0	0.0	0	1	0	0	0	0	0.0
1998-02	Lang, Kris	128	3259	576	1078	.534	0	1	.000	240	387	.620	219	678	5.3	73	207	278	81	94	1392	10.9
1958-61	Larese, York	72	854	468	1057	.443	0	0	.000	351	441	.796	0	407	5.7	73	0	206	0	0	1287	17.9
2006-09	Lawson, Ty	105	2835	463	896	.517	112	278	.403	337	432	.780	65	303	2.9	608	219	205	184	10	1375	13.1
2020-22	Lebo, Creighton	12	18	3	6	.500	0	2	.000	0	0	.000	1	2	0.3	0	3	0	1	0	6	0.5
1985-89	Lebo, Jeff	133	4048	524	1095	.479	211	493	.428	308	367	.839	0	327	2.5	580	263	284	159	7	1567	11.8
1964-67	Lewis, Bob	83	0	662	1352	.490	0	0	.000	512	660	.776	0	510	6.1	0	0	194	0	0	1836	22.1
1953-55	Lifson, Al	40	0	195	476	.410	0	0	.000	169	236	.716	0	154	3.9	0	0	147	0	0	559	14.0
1953-55	Likins, Paul	40	0	64	216	.296	0	0	.000	69	119	.580	0	318	8.0	0	0	105	0	0	197	4.9
2007-08	Little, Greg	10	15	2	11	.182	1	6	.167	0	0	.000	2	5	0.5	2	1	3	0	0	5	0.5
2018-19	Little, Nassir	36	654	131	273	.480	14	52	.269	77	100	.770	58	167	4.6	24	48	59	19	19	353	9.8
1953-54	Long, Al	16	0	8	36	.222	0	0	.000	8	18	.444	0	15	0.9	0	0	13	0	0	24	1.5
1956-59	Lotz, Danny	67	308	37	108	.343	0	0	.000	41	76	.539	0	143	2.1	10	0	97	0	0	115	1.7
2020-22	Love, Caleb	68	2136	302	863	.350	127	386	.329	195	231	.844	19	208	3.1	243	197	130	71	19	926	13.6
1975-76	Lutz, Loren	2	0	0	2	.000	0	0	.000	0	0	.000	0	0	0.0	0	0	0	1	0	0	0.0
1989-93	Lynch, George	140	3705	711	1369	.519	11	32	.344	314	482	.651	249	1097	7.8	233	318	386	241	60	1747	12.5
1994-96	Lynn, Clyde	28	66	4	20	.200	3	13	.231	4	6	.667	3	8	0.3	4	5	12	4	0	15	0.5
2017-18	Ma, Kane	12	13	1	3	.333	0	1	.000	0	0	.000	0	1	0.1	0	0	0	0	0	2	0.2
1985-90	Madden, Kevin	134	2867	519	893	.581	29	84	.345	229	346	.662	0	475	3.5	217	210	199	100	35	1296	9.7
1953-54	Maddie, Bud	14	0	42	140	.300	0	0	.000	54	97	.557	0	140	10.0	0	0	56	0	0	138	9.9
1981-84	Makkonen, Timo	41	119	3	16	.188	0	0	.000	14	25	.560	0	25	0.6	4	17	21	1	4	20	0.5
2021-22	Manek, Brady	39	1185	219	444	.493	98	243	.403	53	76	.697	58	237	6.1	70	59	65	23	27	589	15.1
2017-21	Manley, Sterling	58	523	100	176	.569	0	0	.000	65	98	.663	64	187	3.2	15	44	69	6	35	265	4.6
2012-14	Manor, James	20	30	5	17	.294	2	8	.250	0	0	.000	2	5	0.3	1	0	2	1	1	12	0.6
2001-05	Manuel, Jackie	126	2808	282	631	.447	48	170	.262	173	300	.577	183	429	3.4	229	204	335	148	66	785	6.2
2010-12	Marshall, Kendall	73	2100	181	407	.445	48	132	.364	113	163	.692	12	171	2.3	581	193	106	83	9	523	7.2
1981-86	Martin, Warren	119	1678	256	431	.594	0	0	.000	158	233	.678	0	452	3.8	78	160	265	33	190	670	5.6
1987-89	May, David	35	66	3	7	.429	0	1	.000	2	7	.286	0	14	0.4	8	6	9	2	0	8	0.2
2002-05	May, Sean	77	2137	442	862	.513	0	11	.000	329	459	.717	267	771	10.0	113	183	188	100	94	1213	15.8
2015-19	Maye, Luke	141	2998	543	1180	.460	104	288	.361	204	302	.675	288	943	6.7	220	180	274	77	68	1394	9.9
1971-72	McAdoo, Bob	31	0	243	471	.516	0	0	.000	118	167	.707	0	312	10.1	72	0	83	0	0	604	19.5
2011-14	McAdoo, James Michael	108	2693	467	1044	.447	0	9	.000	298	524	.569	232	640	5.9	111	173	229	132	58	1232	11.4
2019-22	McAdoo, Ryan	26	43	0	9	.000	0	3	.000	1	2	.500	2	5	0.2	2	2	5	1	0	1	0.1
1953-56	McCabe, Gerry	40	0	33	100	.330	0	0	.000	15	28	.536	0	57	1.4	0	0	55	0	0	81	2.0
2002-05	McCants, Rashad	98	2865	614	1263	.486	221	533	.415	272	377	.721	147	397	4.1	204	221	237	145	61	1721	17.6
1960-61	McComb, Ken	15	0	25	49	.510	0	0	.000	4	20	.200	0	62	4.1	0	0	43	0	0	54	3.6
2021-22	McKoy, Justin	30	209	8	36	.222	3	12	.250	12	15	.800	12	42	1.4	14	13	31	3	3	31	1.0
2009-14	McDonald, Leslie	125	2123	287	786	.365	147	442	.333	120	173	.694	76	238	1.9	115	96	209	55	12	841	6.7
1993-96	McInnis, Jeff	100	2745	403	878	.459	138	348	.397	184	256	.719	63	277	2.8	435	200	177	108	0	1128	11.3
2001-04	McLamb, Philip	20	30	2	10	.200	1	8	.125	3	6	.500	1	4	0.2	2	2	1	0	1	8	0.4
1994-97	McNairy, Charlie	49	129	18	35	.514	0	0	.000	18	37	.486	19	42	0.9	10	14	19	6	1	54	1.1
1961-64	McSweeney, Brian	55	0	130	277	.469	0	0	.000	97	145	.669	0	242	4.4	0	0	119	0	0	357	6.5
2013-17	Meeks, Kennedy	144	3067	608	1097	.554	0	1	.000	266	422	.630	407	1052	7.3	142	187	324	99	154	1482	10.3
1997-02	Melendez, Orlando	69	290	43	94	.457	4	23	.174	17	25	.680	30	68	1.0	19	30	26	10	15	107	1.6
2002-04	Miller, Jonathan	14	19	4	10	.400	2	6	.333	0	0	.000	1	2	0.1	2	1	2	0	0	10	0.7
1965-68	Miller, Larry	91	0	765	1498	.511	0	0	.000	452	661	.684	0	834	9.2	0	0	224	0	0	1982	21.8
2017-21	Miller, Walker	69	139	14	32	.438	0	0	.000	8	12	.667	7	31	0.4	7	8	14	1	5	36	0.5
2004-07	Miller, Wes	93	1206	104	267	.390	96	242	.397	38	53	.717	15	65	0.7	115	43	91	45	0	342	3.7
1964-67	Mirken, Mark	62	0	59	140	.421	0	0	.000	33	55	.600	0	164	2.6	0	0	94	0	0	151	2.4
1965-67	Moe, Don	40	0	11	22	.500	0	0	.000	9	22	.409	0	29	0.7	0	0	38	0	0	31	0.8
1958-61	Moe, Doug	60	846	329	810	.406	0	0	.000	329	484	.680	0	635	10.6	67	0	168	0	0	987	16.5
1990-94	Montross, Eric	139	3501	626	1070	.585	0	0	.000	375	601	.624	334	941	6.8	86	211	408	63	169	1627	11.7

2007-09	Moody, Patrick	38	77	8	19	.421	0	0	.000	11	19	.579	10	24	0.6	2	7	8	5	3	27	0.7
2012-14	Moody, Wade	25	43	5	13	.385	4	8	.500	0	0	.000	1	1	0.0	7	1	3	0	0	14	0.6
1963-66	Moore, Jim	12	0	1	2	.500	0	0	.000	0	0	.000	0	4	0.3	0	0	1	0	0	2	0.2
1983-85	Morris, Cliff	25	54	5	11	.455	0	0	.000	5	11	.455	0	8	0.3	1	3	2	4	1	15	0.6
2000-02	Morrison, Brian	60	764	94	280	.336	59	170	.347	50	72	.694	14	75	1.3	110	101	115	24	5	297	5.0
1964-65	Morrison, Ian	22	0	70	151	.464	0	0	.000	9	13	.692	0	28	1.3	0	0	27	0	0	149	6.8
1996-98	Ndiaye, Makhtar	71	1161	117	253	.462	4	12	.333	42	71	.592	79	209	2.9	35	69	186	28	69	280	3.9
1994-96	Neal, David	26	53	3	8	.375	1	4	.250	2	4	.500	3	8	0.3	8	3	4	4	0	9	0.3
1996-00	Newby, Terence	85	389	32	94	.340	17	45	.378	10	23	.435	10	41	0.5	58	57	31	15	6	91	1.1
2002-06	Noel, David	127	2947	349	656	.532	64	181	.354	118	201	.587	209	549	4.3	247	220	254	137	60	880	6.9
1985-87	Norwood, Michael	35	126	8	26	.308	1	6	.167	17	26	.654	0	13	0.4	9	16	14	6	1	34	1.0
1971-74	O'Donnell, John	85	0	178	332	.536	0	0	.000	70	120	.583	0	140	1.6	124	0	139	0	0	426	5.0
2019-20	O'Han, Robbie	12	14	0	1	.000	0	0	.000	0	0	.000	0	1	0.1	0	1	1	1	0	0	0.0
1976-80	O'Koren, Mike	117	1012	643	1124	.572	0	0	.000	479	660	.726	0	815	7.0	348	73	327	183	37	1765	15.1
1995-99	Okulaja, Ademola	139	4390	424	967	.438	143	382	.374	263	387	.680	310	890	6.4	327	256	273	175	33	1254	9.0
1997-01	Owens, Max	119	1597	254	574	.443	76	223	.341	125	153	.817	70	171	1.4	86	122	124	55	18	709	6.0
2012-16	Paige, Marcus	141	4570	599	1471	.407	299	798	.375	347	411	.844	55	399	2.8	602	274	242	203	35	1844	13.1
1977-81	Pepper, Mike	86	1093	147	285	.516	0	0	.000	41	54	.759	0	75	0.9	68	48	105	50	2	335	3.9
1999-01	Peppers, Julius	56	928	119	196	.607	0	0	.000	79	123	.642	78	208	3.7	28	63	117	32	23	317	5.7
1980-84	Perkins, Sam	135	4459	786	1364	.576	12	28	.429	561	705	.796	0	1167	8.6	160	272	350	125	245	2145	15.9
1981-85	Peterson, Buzz	119	1674	213	462	.461	15	30	.500	72	97	.742	0	145	1.2	164	103	94	42	0	513	4.3
2009-10	Petree, Terrence	12	19	3	4	.750	0	0	.000	0	2	.000	1	6	0.5	1	2	1	0	0	6	0.5
1990-94	Phelps, Derrick	132	3239	339	757	.448	59	183	.322	232	323	.718	119	432	3.3	637	339	234	247	18	969	7.3
2019-20	Pierce, justin	32	592	62	166	.373	16	71	.225	19	35	.543	56	128	4.0	29	26	54	13	9	159	5.0
2014-18	Pinson, Theo	122	2647	261	606	.431	46	179	.257	201	274	.734	147	536	4.4	416	186	212	96	39	769	6.3
2017-21	Platek, Andrew	127	1316	123	303	.406	46	154	.299	42	62	.677	62	160	1.3	94	57	92	32	12	334	2.6
1957-60	Poole, Grey	38	18	8	29	.276	0	0	.000	8	13	.615	0	40	1.1	0	0	26	0	0	24	0.6
1983-87	Popson, Dave	134	1906	329	632	.521	0	1	.000	102	135	.756	0	382	2.9	100	123	273	41	55	760	5.7
1959-63	Poteet, Yogi	57	0	160	396	.404	0	0	.000	53	79	.671	0	90	1.6	0	0	96	0	0	373	6.5
1969-72	Previs, Steve	89	0	183	457	.400	0	0	.000	131	200	.655	0	230	2.6	286	0	219	0	0	497	5.6
2001-04	Price, Damien	24	40	2	11	.182	1	4	.250	1	2	.500	1	4	0.2	2	2	5	3	0	6	0.3
1955-57	Quigg, Joe	54	0	203	485	.419	0	0	.000	188	275	.684	0	475	8.8	0	0	164	0	0	594	11.0
1953-57	Radovich, Tony	79	0	220	519	.420	0	0	.000	182	232	.784	0	254	3.2	0	0	161	0	0	622	7.9
1990-94	Reese, Brian	134	2570	435	869	.501	47	148	.318	196	305	.643	177	436	3.3	266	260	140	70	17	1113	8.3
1986-89	Reid, J.R.	96	2788	584	972	.601	0	0	.000	384	575	.668	0	731	7.6	159	292	304	109	86	1552	16.2
1962-65	Respess, Ray	68	0	273	587	.465	0	0	.000	110	141	.780	0	369	5.4	0	0	167	0	0	656	9.6
1987-91	Rice, King	140	3206	267	625	.427	75	215	.349	252	330	.764	0	204	1.5	629	287	158	147	1	861	6.2
2016-20	Robinson, Brandon	130	1722	178	430	.414	98	263	.373	78	106	.736	69	223	1.7	155	86	191	54	23	532	4.1
2012-14	Robinson, Denzel	20	30	2	4	.500	0	0	.000	0	0	.000	3	9	0.3	1	2	1	0	0	4	0.2
1981-83	Robinson, Lynwood	18	37	7	12	.583	0	0	.000	1	5	.200	0	3	0.2	6	8	2	4	0	15	0.8
1989-93	Rodl, Henrik	140	1945	170	326	.521	55	142	.387	75	126	.595	26	183	1.3	303	162	158	92	26	470	3.4
2016-18	Rohlman, Aaron	41	64	3	4	.750	0	0	.000	0	1	.000	3	22	0.5	3	3	3	1	0	6	0.1
1963-64	Ronner, Terry	1	0	0	0	.000	0	0	.000	0	0	.000	0	1	1.0	0	0	0	0	0	0	0.0
1984-85	Roper, Gary	10	18	0	1	.000	0	0	.000	0	0	.000	0	1	0.1	0	2	2	0	0	0	0.0
1955-57	Rosemond, Ken	30	0	16	37	.432	0	0	.000	7	15	.467	0	18	0.6	0	0	21	0	0	39	1.3
1954-57	Rosenbluth, Len	76	0	721	1571	.459	0	0	.000	603	815	.740	0	790	10.4	0	0	210	0	0	2045	26.9
1990-91	Rozier, Clifford	34	317	64	136	.471	0	0	.000	39	69	.565	0	101	3.0	18	30	41	12	17	167	4.9
2016-20	Rush, Shea	74	112	9	42	.214	4	16	.250	10	20	.500	7	20	0.3	3	16	15	8	5	30	0.4
1990-94	Salvadori, Kevin	137	1835	259	496	.522	0	0	.000	136	195	.697	171	491	3.6	40	95	239	30	174	654	4.8
1957-60	Salz, Harvey	74	900	307	755	.407	0	0	.000	246	324	.759	0	273	3.7	64	0	175	0	0	860	11.6
2002-06	Sanders, Byron	120	1135	70	170	.412	0	0	.000	38	93	.409	86	212	1.8	38	64	132	22	27	178	1.5
1967-70	Scott, Charlie	91	0	805	1678	.480	0	0	.000	397	547	.726	0	649	7.1	193	0	217	0	0	2007	22.1
2001-05	Scott, Melvin	129	2858	295	755	.391	183	498	.367	100	151	.662	45	234	1.8	209	172	221	119	17	873	6.8
1955-58	Searcy, Roy	35	0	7	29	.241	0	0	.000	13	20	.650	0	39	1.1	0	0	22	0	0	27	0.8
2014-15	Seymore, Sasha	6	11	2	4	.500	0	0	.000	3	4	.750	1	2	0.3	0	3	2	0	0	7	1.2
1961-64	Shaffer, Charlie	50	0	221	406	.544	0	0	.000	111	172	.645	0	317	6.3	0	0	136	0	0	553	11.1
1980-81	Shaffer, Dean	10	25	3	8	.375	0	0	.000	7	10	.700	0	4	0.4	2	5	3	5	0	13	1.3
1957-60	Shaffer, Lee	75	821	400	901	.444	0	0	.000	253	330	.767	0	606	8.1	30	0	199	0	0	1053	14.0
2020-21	Sharpe, Day'Ron	29	559	112	216	.519	0	2	.000	51	101	.505	98	220	7.6	42	57	59	23	26	275	9.5
1973-74	Shaver, Tony	1	0	0	0	.000	0	0	.000	0	0	.000	0	0	0.0	0	0	1	0	0	0	0.0
1953-54	Shores, Tommy	5	0	3	6	.500	0	0	.000	5	8	.625	0	4	0.8	0	0	6	0	0	11	2.2
2011-15	Simmons, Jackson	115	562	52	88	.591	0	0	.000	23	42	.548	54	118	1.0	19	14	63	10	6	127	1.1
1973-74	Smith, James	8	0	4	11	.364	0	0	.000	0	0	.000	0	6	0.8	3	0	4	0	0	8	1.0
2018-21	Smith, K.J.	52	183	13	41	.317	4	18	.222	12	15	.800	3	21	0.4	23	13	12	5	1	42	0.8
1983-87	Smith, Kenny	127	4217	628	1226	.512	87	213	.408	293	356	.823	0	283	2.2	768	373	185	195	6	1636	12.9
1991-92	Smith, Larry	11	25	4	9	.444	0	0	.000	2	2	1.000	6	10	0.9	2	8	3	0	0	10	0.9
1964-66	Smith, Mike	8	0	2	4	.500	0	0	.000	2	5	.400	0	1	0.1	0	0	2	0	0	6	0.8
1984-88	Smith, Ranzino	128	1580	304	605	.502	84	200	.420	136	165	.824	0	150	1.2	123	113	113	59	3	828	6.5
1953-54	Sprague, Pete	1	0	0	0	.000	0	0	.000	0	0	.000	0	0	0.0	0	0	2	0	0	0	0.0
1993-95	Stackhouse, Jerry	69	1904	353	712	.496	39	110	.355	335	465	.720	171	456	6.6	162	198	129	92	76	1080	15.7
1972-75	Stahl, Ed	89	0	330	671	.492	0	0	.000	124	149	.832	0	445	5.0	175	0	246	0	0	784	8.8
1957-60	Stanley, Ray	68	254	113	284	.398	0	0	.000	100	139	.719	0	244	3.6	16	0	142	0	0	326	4.8
1991-93	Stephenson, Travis	29	69	8	14	.571	0	1	.000	0	0	.000	4	7	0.2	3	7	1	1	1	16	0.6
2006-08	Stepheson, Alex	75	778	99	188	.527	0	0	.000	39	82	.476	95	252	3.4	10	51	104	7	45	237	3.2
2009-13	Strickland, Dexter	128	3093	323	701	.461	20	88	.227	233	339	.667	70	297	2.3	342	189	217	146	9	899	7.0
2021-22	Styles, Dontrez	30	175	24	55	.436	3	18	.167	8	15	.533	11	43	1.4	2	11	16	5	2	59	2.0
1990-95	Sullivan, Pat	117	1501	170	343	.496	18	70	.257	120	155	.774	97	223	1.9	120	107	121	53	9	478	4.1
1995-97	Sullivan, Ryan	27	62	8	18	.444	5	7	.714	3	6	.500	3	9	0.3	6	6	6	2	0	24	0.9
1954-55	Sutton, Ed	7	0	1	5	.200	0	0	.000	2	6	.333	0	4	0.6	0	0	5	0	0	4	0.6
1963-66	Swithwick, Jim	32	0	20	38	.526	0	0	.000	5	10	.500	0	34	1.1	0	0	24	0	0	45	1.4
2012-13	Tanner, Frank	13	20	1	8	.125	0	3	.000	0	0	.000	2	2	0.2	1	3	2	0	0	2	0.2
2007-09	Tanner, J.B.	39	74	13	32	.406	10	26	.385	2	6	.333	3	9	0.2	1	2	5	2	0	38	1.0
1962-63	Taylor, Bill	1	0	1	1	1.000	0	0	.000	0	0	.000	0	0	0.0	0	0	0	0	0	2	2.0
1953-54	Taylor, Cooper	9	0	6	17	.353	0	0	.000	3	6	.500	0	7	0.8	0	0	14	0	0	15	1.7
2003-07	Terry, Reyshawn	126	1816	314	647	.465	103	246	.419	195	260	.750	125	440	3.5	116	182	214	76	61	926	7.3
2004-08	Thomas, Quentin	129	1323	84	177	.475	4	23	.174	49	72	.681	11	155	1.2	285	168	135	54	9	221	1.7
2006-10	Thompson, Deon	152	3246	579	1170	.495	0	2	.000	256	390	.656	289	743	4.9	114	200	323	118	141	1414	9.3
2009-10	Thornton, Thomas	12	27	2	6	.333	2	5	.400	0	2	.000	1	3	0.3	1	3	3	1	0	6	0.5
2012-15	Tokoto, J.P.	107	2383	285	617	.462	21	79	.266	131	241	.544	153	469	4.4	292	180	210	128	36	722	6.7
1966-69	Tuttle, Gerald	91	0	64	152	.421	0	0	.000	49	78	.628	0	53	0.6	25	0	91	0	0	177	1.9
1968-71	Tuttle, Richard	33	0	11	21	.524	0	0	.000	10	17	.588	0	11	0.3	9	0	9	0	0	32	1.0
1995-97	Tyndall, Webb	25	53	1	8	.125	1	5	.200	9	12	.750	2	7	0.3	7	6	5	1	0	12	0.5
1975-76	Valentine, Keith	10	0	4	10	.400	0	0	.000	1	2	.500	0	2	0.2	4	0	0	1	0	9	0.9
1953-56	Vayda, Jerry	65	0	287	715	.401	0	0	.000	312	464	.672	0	508	7.8	0	0	185	0	0	886	13.6
1961-63	Vinroot, Richard	9	0	0	2	.000	0	0	.000	1	4	.250	0	2	0.2	0	0	7	0	0	1	0.1
1976-80	Virgil, John	112	427	233	419	.556	0	0	.000	76	119	.639	0	131	1.2	50	26	118	57	10	542	4.8
1972-74	Waddell, Charles	22	0	13	29	.448	0	0	.000	11	15	.733	0	18	0.8	4	0	11	0	0	37	1.7
1953-54	Walker, Cliff	4	0	0	1	.000	0	0	.000	0	0	.000	0	5	1.3	0	0	0	0	0	0	0.0
1993-95	Wallace, Rasheed	69	1762	377	594	.635	1	4	.250	144	232	.621	188	511	7.4	53	101	176	41	156	899	13.0
1959-62	Walsh, Don	57	0	124	246	.504	0	0	.000	74	135	.548	0	84	1.5	0	0	91	0	0	322	5.6
2020-22	Walton, Kerwin	60	1019	117	278	.421	81	203	.399	28	32	.875	15	88	1.4	66	52	63	22	9	343	5.7
1972-73	Washington, Donald	7	0	38	64	.594	0	0	.000	10	12	.833	0	31	4.4	13	0	19	0	0	86	12.3
2021-22	Watkins, Jackson	3	3	0	2	.000	0	1	.000	1	2	.500	0	2	0.7	1	0	2	1	0	1	0.3
2008-12	Watts, Justin	122	815	63	171	.368	12	42	.286	32	70	.457	58	154	1.3	49	50	73	19	16	170	1.4
2009-10	Wear, David	27	280	31	71	.437	8	16	.500	9	16	.563	17	45	1.7	11	20	20	7	2	79	2.9
2009-10	Wear, Travis	32	328	43	104	.413	2	6	.333	23	31	.742	36	69	2.2	7	24	35	8	2	111	3.5
1967-69	Webb, Ricky	20	0	2	11	.182	0	0	.000	1	5	.200	0	10	0.5	0	0	5	0	0	5	0.3
1989-93	Wenstrom, Matt	119	479	78	147	.531	0	1	.000	38	65	.585	38	128	1.1	21	36	61	6	18	194	1.6
2018-19	White, Coby	35	999	188	445	.422	82	232	.353	104	130	.800	12	124	3.5	143	93	68	38	11	562	16.1
1999-00	White, Kenny	6	7	0	3	.000	0	1	.000	0	2	.000	1	1	0.2	2	0	2	0	0	0	0.0
2011-17	White, Stillman	88	346	17	59	.288	5	26	.192	31	44	.705	11	30	0.3	42	10	48	11	0	70	0.8
1967-68	Whitehead, Gra	12	0	2	5	.400	0	0	.000	0	0	.000	0	1	0.1	0	0	1	0	0	4	0.3

1975-79	Wiel, Randy	57	0	31	65	.477	0	0	.000	10	25	.400	0	43	0.8	7	0	18	5	0	72	1.3
2005-06	Wilkins, Thomas	10	19	2	4	.500	0	1	.000	0	2	.000	1	3	0.3	1	3	1	2	0	4	0.4
1991-95	Williams, Donald	126	2901	516	1192	.433	221	572	.386	239	321	.745	62	252	2.0	202	132	130	93	8	1492	11.8
2001-05	Williams, Jawad	128	3456	591	1214	.487	124	355	.349	320	442	.724	231	614	4.8	192	203	225	93	86	1626	12.7
2015-19	Williams, Kenny	128	2968	329	750	.439	143	418	.341	114	154	.740	117	372	2.9	276	130	133	98	37	915	7.2
2004-05	Williams, Marvin	36	800	125	247	.506	19	44	.432	138	163	.847	65	236	6.6	26	56	92	39	17	407	11.3
1986-90	Williams, Scott	138	3055	595	1080	.551	4	17	.235	314	496	.633	0	861	6.2	124	266	443	140	161	1508	10.9
1994-98	Williams, Shammond	134	3160	460	1012	.455	233	578	.403	292	344	.849	55	332	2.5	399	271	164	92	2	1445	10.8
1997-99	Willlams, Scott	33	59	2	5	.400	0	1	.000	1	6	.167	1	5	0.2	9	7	8	1	0	5	0.2
1953-54	Winstead, Skippy	21	0	63	137	.460	0	0	.000	65	103	.631	0	62	3.0	0	0	65	0	0	191	9.1
1976-80	Wolf, Jeff	109	542	148	283	.523	0	0	.000	63	149	.423	0	395	3.6	91	29	187	33	81	359	3.3
1983-87	Wolf, Joe	128	3185	511	928	.551	23	40	.575	186	243	.765	0	707	5.5	243	207	279	84	39	1231	9.6
1977-81	Wood, Al	126	2188	825	1474	.560	0	0	.000	365	478	.764	0	624	5.0	171	118	328	126	64	2015	16.0
2005-08	Wood, Surry	46	78	10	25	.400	0	2	.000	2	8	.250	8	31	0.7	3	6	4	2	0	22	0.4
2016-19	Woods, Seventh	94	815	57	164	.348	6	25	.240	47	74	.635	11	102	1.1	141	105	88	57	7	167	1.8
2007-09	Wooten, Jack	37	70	6	18	.333	2	10	.200	1	4	.250	2	11	0.3	5	2	3	0	1	15	0.4
1979-82	Worthy, James	84	2788	485	896	.541	0	0	.000	249	382	.652	0	620	7.4	208	252	211	117	94	1219	14.5
2006-07	Wright, Brandan	37	1013	228	353	.646	0	0	.000	89	157	.570	77	229	6.2	37	59	55	36	65	545	14.7
1969-72	Wuycik, Dennis	87	0	519	880	.590	0	0	.000	431	517	.834	0	556	6.4	193	0	266	0	0	1469	16.9
1963-66	Yokley, John	57	0	98	208	.471	0	0	.000	69	106	.651	0	100	1.8	0	0	100	0	0	265	4.6
1976-80	Yonakor, Rich	110	520	226	449	.503	0	0	.000	145	201	.721	0	405	3.7	171	33	201	51	24	597	5.4
1954-57	Young, Bob	51	0	82	257	.319	0	0	.000	41	71	.577	0	133	2.6	0	0	107	0	0	205	4.0
1974-78	Zaliagiris, Tom	110	0	193	396	.487	0	0	.000	84	143	.587	0	129	1.2	95	0	125	65	7	470	4.3
2008-12	Zeller, Tyler	117	2698	547	1010	.542	0	0	.000	407	524	.777	316	789	6.7	69	165	271	77	129	1501	12.8
1993-97	Zwikker, Serge	120	2423	365	728	.501	1	3	.333	103	148	.696	203	598	5.0	46	94	228	25	132	834	7.0

NC STATE

Year	Name	G	MIN	FG	FGA	PCT	3PT	3PA	PCT	FT	FTA	PCT	OR	TR	AVG	AST	TO	PF	ST	BK	PTS	AVG
2014-18	Abu, Abdul-Malik	128	2934	462	934	.495	2	19	.105	248	395	.628	291	776	6.1	110	184	340	41	82	1174	9.2
1953-54	Adams, Bob	8	0	4	13	.308	0	0	.000	5	8	.625	0	9	1.1	0	0	0	0	0	13	1.6
1975-76	Adell, Darnell	28	0	58	138	.420	0	0	.000	18	25	.720	0	31	1.1	68	0	53	24	1	134	4.8
1975-76	Agardy, Eric	8	0	1	4	.250	0	0	.000	0	0	.000	0	3	0.4	1	0	2	0	0	2	0.3
2004-07	Albritton, Braxton	22	35	1	3	.333	1	1	1.000	3	6	.500	1	4	0.2	0	4	0	3	0	6	0.3
2020-22	Allen, Thomas	43	826	80	221	.362	44	123	.358	22	29	.759	16	74	1.7	57	28	43	39	4	226	5.3
1977-78	Almond, Keith	5	6	0	0	.000	0	0	.000	4	5	.800	0	0	0.0	1	0	1	0	0	4	0.8
2010-11	Amos, Ben	2	2	0	0	.000	0	0	.000	0	0	.000	0	0	0.0	0	0	0	0	0	0	0.0
1997-99	Anderson, Ron	34	436	37	80	.463	5	16	.313	25	49	.510	37	85	2.5	19	35	39	11	3	104	3.1
2019-20	Andree, Pat	27	378	35	116	.302	29	89	.326	21	25	.840	11	65	2.4	5	10	36	11	4	120	4.4
1968-70	Anheuser, Rick	55	0	213	435	.490	0	0	.000	101	152	.664	0	351	6.4	0	0	0	0	0	527	9.6
2013-17	Anya, BeeJay	129	2199	180	309	.583	0	0	.000	102	214	.477	165	466	3.6	39	112	318	28	243	462	3.6
1953-54	Applebaum, Herb	35	0	56	156	.359	0	0	.000	87	120	.725	0	157	4.5	0	0	0	0	0	199	5.7
1958-59	Atkins, Harold	3	0	1	2	.500	0	0	.000	0	1	.000	0	2	0.7	0	0	0	0	0	2	0.7
2003-07	Atsur, Engin	119	3838	390	893	.437	223	578	.386	178	236	.754	74	342	2.9	365	210	291	164	15	1181	9.9
1961-64	Auksel, Pete	57	0	278	636	.437	0	0	.000	83	140	.593	0	418	7.3	0	0	0	0	0	639	11.2
1976-80	Austin, Clyde	115	1597	577	1194	.483	0	0	.000	229	329	.696	0	342	3.0	473	40	269	158	37	1383	12.0
1979-83	Bailey, Thurl	123	3909	611	1190	.513	10	15	.667	263	353	.745	0	759	6.2	94	198	284	57	207	1495	12.2
1990-94	Bakalli, Migjen	75	1451	166	401	.414	100	268	.373	61	93	.656	54	162	2.2	110	82	146	37	6	493	6.6
2013-16	Barber, Anthony	104	3257	500	1169	.428	82	236	.347	425	536	.793	65	339	3.3	403	220	198	70	3	1507	14.5
2019-22	Bates, Manny	54	1189	165	255	.647	0	0	.000	53	88	.602	101	258	4.6	24	47	137	25	147	383	7.1
1982-84	Battle, Alvin	43	415	41	92	.446	0	0	.000	30	60	.500	0	87	2.0	11	37	55	13	12	112	2.6
2011-15	Battle, Staats	24	39	7	25	.280	5	23	.217	0	3	.000	3	11	0.5	2	1	5	0	0	19	0.8
2017-18	Batts, Lavar Jr.	30	396	35	109	.321	9	48	.188	33	56	.589	9	37	1.2	45	19	43	25	3	112	3.7
1998-99	Bean, Keith	24	227	38	78	.487	6	15	.400	30	57	.526	21	58	2.4	7	27	34	10	5	112	4.7
2000-02	Bell, Michael	18	78	5	13	.385	2	6	.333	8	17	.471	9	20	1.1	6	3	7	3	1	20	1.1
1953-58	Bell, Whitey	77	0	277	711	.390	0	0	.000	166	239	.695	0	229	3.0	0	0	108	0	0	720	9.4
1994-98	Benjamin, Ishua	118	3662	452	1166	.388	158	486	.325	201	274	.734	101	345	2.9	435	331	315	195	17	1263	10.7
2002-06	Bennerman, Cameron	118	2333	306	649	.471	110	304	.362	146	186	.785	103	267	2.3	129	129	183	80	17	868	7.4
1957-58	Bennett, Will	3	0	0	0	.000	0	0	.000	0	1	.000	0	2	0.7	0	0	3	0	0	0	0.0
1970-71	Benson, Bill	25	0	92	233	.395	0	0	.000	24	33	.727	0	61	2.4	0	0	50	0	0	208	8.3
2004-06	Bethel, Tony	58	1655	171	411	.416	108	273	.396	56	72	.778	35	211	3.6	148	111	133	86	12	506	8.8
2017-21	Beverly, Braxton	121	3416	333	862	.386	218	589	.370	128	171	.749	36	208	1.7	306	129	248	108	2	1012	8.4
1964-68	Biedenbach, Ed	73	0	383	874	.438	0	0	.000	208	285	.730	0	216	3.0	0	0	0	0	0	974	13.3
1985-87	Binns, Teviin	45	296	53	103	.515	0	0	.000	31	42	.738	0	56	1.2	10	21	23	7	6	137	3.0
1963-66	Blondeau, Hal	53	0	95	223	.426	0	0	.000	61	89	.685	0	154	2.9	0	0	0	0	0	251	4.7
1983-87	Bolton, Benny	130	2658	332	758	.438	69	161	.429	286	364	.786	0	343	2.6	145	181	238	36	13	1019	7.8
2004-06	Brackman, Andrew	67	1262	163	334	.488	35	101	.347	141	181	.779	89	237	3.5	49	71	143	21	68	502	7.5
1966-69	Braucher, Dick	76	0	312	714	.437	0	0	.000	143	213	.671	0	383	5.0	0	0	0	0	0	767	10.1
2013-17	Brickhouse, Chris	17	24	2	5	.400	0	0	.000	0	0	.000	5	8	0.5	1	3	2	1	1	4	0.2
1985-89	Brown, Chucky	128	3014	555	996	.557	7	28	.250	240	360	.667	0	679	5.3	94	146	209	62	63	1357	10.6
2010-13	Brown, Lorenzo	101	3290	410	955	.429	64	210	.305	283	382	.741	74	425	4.2	589	304	190	172	50	1167	11.6
2018-20	Bryce, C.J.	64	1917	296	651	.455	69	203	.340	128	167	.766	106	342	5.3	122	115	128	75	20	789	12.3
1995-98	Buffum, Luke	46	321	20	52	.385	1	5	.200	14	24	.583	20	45	1.0	12	21	50	5	2	55	1.2
1971-74	Burleson, Tom	84	0	641	1243	.516	0	0	.000	316	460	.687	0	1066	12.7	0	0	266	0	0	1598	19.0
1983-84	Butts, Rodney	16	88	9	26	.346	0	0	.000	2	4	.500	0	11	0.7	0	4	4	0	0	20	1.3
1973-76	Buurma, Mike	14	0	3	15	.200	0	0	.000	3	4	.750	0	9	0.6	0	0	5	0	0	9	0.6
1971-73	Cafferky, Joe	51	0	242	473	.512	0	0	.000	86	109	.789	0	141	2.8	0	0	93	0	0	570	11.2
1972-73	Campbell, Leo	1	0	1	3	.333	0	0	.000	0	0	.000	0	2	2.0	0	0	1	0	0	2	2.0
1990-91	Campion, Paul	6	15	1	3	.333	1	1	1.000	0	0	.000	0	3	0.5	0	1	2	0	1	3	0.5
2012-16	Cannon, Chase	24	32	3	14	.214	1	8	.125	0	2	.000	5	8	0.3	2	2	3	0	0	7	0.3
1974-77	Carr, Kenny	86	0	710	1375	.516	0	0	.000	352	517	.681	0	789	9.2	110	0	294	89	73	1772	20.6
1981-85	Charles, Lorenzo	126	3332	583	1055	.553	0	0	.000	369	525	.703	0	730	5.8	81	170	251	45	66	1535	12.2
2006-07	Clark, Justin	9	41	4	4	1.000	0	0	.000	0	0	.000	1	1	0.1	4	0	5	1	0	8	0.9
1956-60	Clark, Ken	67	0	98	259	.378	0	0	.000	128	189	.677	0	328	4.9	0	0	168	0	0	324	4.8
1969-72	Coder, Paul	83	0	442	779	.567	0	0	.000	254	388	.655	0	653	7.9	0	0	120	0	0	1138	13.7
1964-66	Coker, Pete	52	0	300	567	.529	0	0	.000	133	175	.760	0	518	10.0	0	0	0	0	0	733	14.1
2001-05	Collins, Jordan	106	1224	131	287	.456	31	85	.365	65	84	.774	71	186	1.8	58	70	194	28	44	358	3.4
1987-91	Corchiani, Chris	124	4097	453	978	.463	127	311	.408	392	477	.822	15	263	2.1	1038	400	349	328	9	1425	11.5
2014-17	Corchiani, Chris, Jr.	12	19	4	11	.364	0	2	.000	2	2	1.000	0	1	0.1	3	3	4	1	0	8	0.7
2005-09	Costner, Brandon	101	2905	406	925	.439	139	403	.345	322	430	.749	127	596	5.9	198	276	255	61	76	1273	12.6
1999-03	Crawford, Clifford	124	2627	250	551	.454	42	134	.313	180	273	.659	62	334	2.7	309	244	266	167	22	722	5.8
1987-90	D'Amico, Brian	83	1131	141	269	.524	0	0	.000	38	80	.475	69	254	3.1	48	60	151	23	34	320	3.9
2018-21	Daniels, Devon	80	2238	361	806	.448	84	261	.322	132	194	.683	74	389	4.9	166	163	189	105	36	938	11.7
1993-95	Daniels, Ricky	55	1286	128	320	.400	35	115	.304	46	74	.622	116	303	5.5	124	85	128	53	14	337	6.1
1974-78	Davis, Craig	106	310	122	276	.442	0	0	.000	86	123	.699	0	120	1.1	173	0	214	74	1	330	3.1
2006-07	Davis, Darrell	7	19	0	2	.000	0	0	.000	0	0	.000	0	2	0.3	1	2	3	0	1	0	0.0
2009-10	Davis, Josh	31	321	32	69	.464	0	1	.000	16	34	.471	32	52	1.7	14	18	25	5	5	80	2.6
1991-95	Davis, Mark	108	2329	304	759	.401	137	376	.364	92	154	.597	152	400	3.7	166	151	248	58	11	837	7.8
1973-75	Dayhuff, Bruce	23	0	4	16	.250	0	0	.000	6	8	.750	0	7	0.3	0	0	8	0	0	14	0.6
2011-13	de Thaey, Thomas	22	134	15	44	.341	5	20	.000	3	4	.750	12	28	1.3	7	6	13	3	1	38	1.7
2007-10	Degand, Farnold	63	1411	113	268	.422	36	102	.000	78	127	.614	20	131	2.1	159	155	120	44	24	340	5.4
1984-88	DelNegro, Vinnie	103	2254	343	683	.502	67	150	.447	189	229	.825	0	301	2.9	270	118	152	91	11	942	9.1
1972-73	Dempsey, Mike	4	0	2	7	.286	0	0	.000	2	2	1.000	0	7	1.8	0	0	5	0	0	6	1.5
1982-84	Densmore, Walt	12	30	0	4	.000	0	0	.000	4	13	.308	0	9	0.8	2	4	4	0	1	4	0.3
1953-56	Dickman, Lou	60	0	92	263	.350	0	0	.000	57	80	.713	0	170	2.8	0	0	57	0	0	241	4.0
1953-56	DiNardo, Phil	86	0	239	766	.312	0	0	.000	172	242	.711	0	705	8.2	0	0	162	0	0	650	7.6
1982-84	DiNardo, Tommy	8	14	0	4	.000	0	0	.000	0	0	.000	0	5	0.6	0	2	2	0	1	0	0.0
1958-61	DiStefano, Bob	73	0	239	557	.429	0	0	.000	239	315	.759	0	484	6.6	0	0	166	0	0	717	9.8
2019-20	Dixon, Danny	19	108	12	20	.600	0	0	.000	3	5	.600	8	19	1.0	4	2	21	1	0	27	1.4
2016-19	Dorn, Torin	101	2743	501	997	.503	70	216	.324	195	293	.666	189	616	6.1	118	161	170	82	26	1267	12.5
1966-68	Douglass, Jack	7	0	0	7	.000	0	0	.000	2	3	.667	0	5	0.7	0	0	0	0	0	2	0.3
2020-22	Douwona, Ebenezer	40	800	54	101	.537	0	0	.000	25	38	.658	65	134	3.4	6	16	106	12	56	133	3.3

1986-87	Drummond, Kenny	24	611	106	246	.431	30	89	.337	27	43	.628	0	49	2.0	106	88	61	51	2	269	11.2
1968-71	Dunning, Joe	61	0	76	201	.378	0	0	.000	65	90	.722	0	81	1.3	0	0	72	0	0	217	3.6
1953-55	Dwyer, Cliff	48	0	170	428	.397	0	0	.000	155	214	.724	0	402	8.4	0	0	54	0	0	495	10.3
1957-60	Englehardt, Dan	59	0	151	377	.401	0	0	.000	112	134	.836	0	122	2.1	0	0	112	0	0	414	7.0
1957-58	Estis, Hal	8	0	4	13	.308	0	0	.000	1	2	.500	0	10	1.3	0	0	8	0	0	9	1.1
2001-06	Evtimov, Ilian	131	3626	394	900	.438	199	508	.392	227	287	.791	150	486	3.7	304	256	386	148	18	1214	9.3
1975-77	Ewing, Dirk	55	0	98	199	.492	0	0	.000	34	43	.791	0	90	1.6	36	0	53	28	4	230	4.2
2020-21	Farrar, Nick	7	22	2	4	.500	0	0	.000	1	4	.250	0	1	0.1	0	1	2	1	1	5	0.7
2019-21	Farthing, Max	17	44	2	10	.200	2	10	.200	3	4	.750	2	6	0.4	0	1	4	0	0	9	0.5
1985-86	Fasoulas, Panagiotis	29	319	30	68	.441	0	0	.000	20	41	.488	0	92	3.2	0	9	66	6	56	80	2.8
1989-95	Feggins, Bryant	110	2317	397	790	.503	2	12	.167	176	267	.659	191	456	4.1	97	169	277	61	37	972	8.8
2005-09	Fells, Courtney	111	3032	380	836	.455	147	407	.361	153	194	.789	63	347	3.1	129	166	236	99	72	1060	9.5
2006-09	Ferguson, Trevor	52	808	64	162	.395	43	115	.374	22	29	.759	12	60	1.2	50	40	63	17	5	193	3.7
1959-60	Finnegan, George	7	0	5	18	.278	0	0	.000	2	3	.667	0	8	1.1	0	0	3	0	0	12	1.7
1990-92	Fletcher, Adam	26	99	4	16	.250	1	8	.125	16	22	.727	3	11	0.4	14	20	20	7	0	25	1.0
2017-18	Freeman, Allerik	33	1135	164	425	.386	70	182	.385	132	170	.776	20	137	4.1	85	82	56	40	0	530	16.1
2013-18	Freeman, Lenard	136	2700	244	448	.545	0	0	.000	147	268	.549	261	704	5.2	77	88	250	66	49	635	4.7
1992-96	Fuller, Todd	115	3148	586	1176	.498	17	55	.309	400	500	.800	340	887	7.7	113	170	197	29	147	1589	13.8
2018-21	Funderburk, D.J.	87	2046	340	589	.577	14	59	.237	270	347	.778	194	454	5.2	31	104	244	60	72	964	11.1
1996-00	Gainey, Justin	128	3827	292	733	.398	93	293	.317	208	279	.746	54	314	2.5	344	238	250	190	17	885	6.9
1957-60	Gallagher, Don	70	0	147	356	.413	0	0	.000	90	169	.533	0	360	5.1	0	0	114	0	0	384	5.5
1981-85	Gannon, Terry	127	2591	336	729	.461	53	90	.589	175	205	.854	0	108	0.9	223	135	161	69	1	900	7.1
1971-72	Gatewood, Danny	3	0	0	0	.000	0	0	.000	0	1	.000	0	1	0.3	0	0	0	0	0	0	0.0
1964-67	Gealy, Sam	44	0	34	94	.362	0	0	.000	16	23	.696	0	46	1.0	0	0	0	0	0	84	1.9
1973-74	Gehring, Ken	8	0	2	6	.333	0	0	.000	1	2	.500	0	4	0.5	0	0	1	0	0	5	0.6
2020-22	Gibson, Jaylon	46	496	40	74	.541	0	1	.000	12	27	.444	48	94	2.0	9	23	43	9	15	92	2.0
1986-87	Giomi, Mike	35	758	106	209	.507	0	0	.000	35	53	.660	0	176	5.0	28	50	96	15	11	247	7.1
2007-11	Gonzalez, Javier	119	2567	252	655	.385	120	350	.343	140	195	.718	59	263	2.2	336	265	210	123	4	764	6.4
1956-57	Goodrich, Bob	3	0	1	2	.500	0	0	.000	0	0	.000	0	0	0.0	0	0	1	0	0	2	0.7
1961-63	Gossell, Ron	23	0	21	70	.300	0	0	.000	14	28	.500	0	86	3.7	0	0	0	0	0	56	2.4
1953-55	Gotkin, Dave	66	0	194	519	.374	0	0	.000	120	177	.678	0	117	1.8	0	0	30	0	0	508	7.7
2019-22	Graham, Chase	26	39	5	18	.278	4	15	.267	2	3	.667	0	1	0.1	0	4	4	3	0	16	0.6
1971-72	Graham, Steve	24	0	28	69	.406	0	0	.000	24	42	.571	0	79	3.3	0	0	41	0	0	80	3.3
2004-08	Grant, Gavin	132	3430	441	964	.457	79	253	.312	381	519	.734	138	557	4.2	339	339	235	73	55	1342	10.2
1975-77	Green, Al	55	0	226	473	.478	0	0	.000	90	136	.662	0	151	2.7	92	0	165	64	5	542	9.9
1987-88	Green, Sean	7	89	12	32	.375	7	17	.412	2	3	.667	0	7	1.0	0	6	9	2	0	33	4.7
2008-09	Greenway, Spencer	2	3	0	0	.000	0	0	.000	0	0	.000	0	0	0.0	0	0	0	0	0	0	0.0
1961-63	Greiner, Don	13	0	8	15	.533	0	0	.000	3	4	.750	0	10	0.8	0	0	0	0	0	19	1.5
1998-02	Grundy, Anthony	121	3556	589	1362	.432	164	493	.333	299	422	.709	143	537	4.4	356	279	243	239	29	1641	13.6
1988-92	Gugliotta, Tom	112	3287	563	1184	.476	183	448	.408	227	340	.668	238	820	7.3	231	239	247	173	62	1536	13.7
2000-01	Guidry, Trey	25	241	27	69	.391	19	44	.432	5	9	.556	4	21	0.8	9	14	29	8	1	78	3.1
1965-67	Gutshall, Merv	8	0	3	11	.273	0	0	.000	1	2	.500	0	1	0.1	0	0	0	0	0	7	0.9
1954-57	Hafer, Cliff	64	0	224	573	.391	0	0	.000	60	108	.556	0	296	4.6	0	0	146	0	0	508	7.9
1963-66	Hale, Gary	43	0	42	101	.416	0	0	.000	17	24	.708	0	39	0.9	0	0	0	0	0	101	2.3
1998-00	Hampton, John	6	11	0	1	.000	0	1	.000	1	2	.500	0	2	0.3	1	0	1	1	0	1	0.2
1998-99	Harrington, Adam	32	786	114	308	.370	71	198	.359	73	93	.785	14	63	2.0	51	64	87	39	9	372	11.6
2018-19	Harris, Blake	30	285	28	66	.424	8	19	.421	28	38	.737	7	39	1.3	46	30	43	22	0	92	3.1
2007-09	Harris, Simon	35	309	14	28	.500	1	6	.167	5	8	.625	17	54	1.5	9	12	37	5	5	34	1.0
2011-12	Harris, Tyler	19	132	13	37	.351	2	5	.000	7	10	.700	7	23	1.2	8	11	20	2	0	35	1.8
1994-98	Harrison, C.C.	115	3167	454	1026	.442	161	399	.404	176	243	.724	100	297	2.6	179	145	229	128	7	1245	10.8
1995-96	Harrison, Marco	23	180	19	53	.358	3	19	.158	4	7	.571	25	50	2.2	12	10	23	4	6	45	2.0
2010-11	Harrow, Ryan	29	666	96	246	.390	12	54	.000	67	77	.870	14	54	1.9	96	51	40	22	4	271	9.3
1972-74	Hawkins, Greg	50	0	75	165	.455	0	0	.000	61	85	.718	0	119	2.4	0	0	67	0	0	211	4.2
2020-22	Hayes, Cam	57	1214	141	397	.355	53	177	.299	68	90	.756	14	129	2.3	139	91	81	54	5	403	7.1
1968-71	Heartley, Al	79	0	139	337	.412	0	0	.000	99	148	.669	0	267	3.4	0	0	50	0	0	377	4.8
2018-22	Hellems, Jericole	124	3161	432	1059	.408	160	440	.364	220	272	.809	140	469	3.8	143	187	336	96	41	1244	10.0
2015-17	Henderson, Terry	33	995	136	417	.326	78	204	.382	90	117	.769	23	100	3.0	51	53	77	22	18	440	13.3
1970-72	Heuts, Bob	53	0	148	323	.458	0	0	.000	64	91	.703	0	257	4.8	0	0	157	0	0	360	6.8
2016-18	Hicks, Darius	25	166	9	18	.500	0	1	.000	7	21	.333	18	36	1.4	8	7	19	1	3	25	1.0
2007-08	Hickson, J.J.	31	890	163	276	.591	0	1	.000	132	195	.677	80	262	8.5	31	83	60	22	47	458	14.8
1988-90	Hinnant, Mickey	58	741	112	258	.434	10	43	.233	60	83	.723	21	84	1.4	48	44	102	52	5	294	5.1
1958-61	Hoadley, Bruce	66	0	85	214	.397	0	0	.000	91	133	.684	0	204	3.1	0	0	107	0	0	261	4.0
1963-66	Hodgdon, Ray	66	0	174	393	.443	0	0	.000	83	126	.659	0	197	3.0	0	0	0	0	0	431	6.5
2001-05	Hodge, Julius	129	4258	665	1407	.473	114	347	.329	596	784	.760	255	773	6.0	454	332	324	161	82	2040	15.8
1970-73	Holdt, Rick	80	0	336	675	.498	0	0	.000	151	195	.774	0	338	4.2	0	0	167	0	0	823	10.3
1955-58	Hopper, Tom	44	0	22	56	.393	0	0	.000	21	31	.677	0	62	1.4	0	0	28	0	0	65	1.5
2006-10	Horner, Dennis	128	2602	295	631	.468	86	240	.366	196	251	.781	118	375	2.9	118	118	221	69	66	872	6.8
1986-90	Howard, Brian	111	2835	410	839	.489	51	137	.372	164	224	.732	69	439	4.0	229	143	261	133	91	1035	9.3
2009-13	Howell, Richard	132	3059	485	936	.518	4	18	.222	240	379	.633	392	1055	8.0	147	194	345	111	64	1214	9.2
1965-67	Hudson, Paul	34	0	34	82	.415	0	0	.000	21	32	.656	0	89	2.6	0	0	0	0	0	89	2.6
1972-75	Hunt, Jerry	14	0	4	12	.333	0	0	.000	2	4	.500	0	5	0.4	0	0	1	0	0	10	0.7
2017-18	Hunt, Sam	33	530	57	135	.422	51	122	.418	17	18	.944	3	27	0.8	9	10	39	14	0	182	5.5
1995-96	Hunter, Tino	3	4	0	1	.000	0	0	.000	2	2	1.000	0	0	0.0	1	2	0	0	0	2	0.7
1993-97	Hyatt, Jeremy	119	2977	264	636	.415	106	304	.349	149	213	.700	145	417	3.5	307	243	312	144	35	783	6.6
1997-01	Inge, Kenny	123	3553	433	882	.491	13	56	.232	476	699	.681	341	833	6.8	110	291	329	118	106	1355	11.0
1967-69	Isley, Nelson	49	0	147	300	.490	0	0	.000	26	46	.565	0	80	1.6	0	0	0	0	0	320	6.5
1974-76	Jackson, Bobo	56	0	45	111	.405	0	0	.000	12	29	.414	0	48	0.9	27	0	109	12	0	102	1.8
1984-88	Jackson, Quentin	93	863	62	160	.388	23	67	.343	37	53	.698	0	65	0.7	148	72	69	54	2	184	2.0
2001-02	Jensen, Kristian	2	2	0	1	.000	0	0	.000	0	0	.000	1	1	0.5	0	0	0	0	0	0	0.0
2011-12	Johnson Alex	37	722	51	151	.338	29	97	.299	31	42	.738	8	63	1.7	104	58	41	31	0	162	4.4
1973-75	Johnson, Dwight	33	0	13	28	.464	0	0	.000	12	21	.571	0	17	0.5	0	0	23	0	0	38	1.2
2016-20	Johnson, Markell	120	3262	420	961	.437	150	436	.344	173	263	.658	66	361	3.0	607	289	249	165	30	1163	9.7
2007-08	Johnson, Marques	21	317	14	37	.378	5	16	.313	8	14	.571	4	33	1.6	26	30	34	6	4	41	2.0
2011-12	Johnson, Patrick	1	2	0	1	.000	0	0	.000	0	0	.000	0	0	0.0	0	0	0	0	0	0	0.0
1977-81	Jones, Art	112	1918	311	589	.528	0	0	.000	148	216	.685	0	420	3.8	124	101	277	61	35	770	6.9
1992-93	Kane, Tommy	2	2	0	3	.000	0	3	.000	0	0	.000	0	1	0.5	0	1	0	0	0	0	0.0
2016-17	Kapita, Ted	26	328	45	74	.608	0	0	.000	23	28	.821	29	88	3.4	9	25	50	2	8	113	4.3
1998-02	Keeter, Brian	36	59	14	27	.519	8	14	.571	3	4	.750	2	4	0.1	1	3	1	3	1	39	1.1
1978-79	Keller, Pete	7	0	3	3	1.000	0	0	.000	7	9	.778	0	2	0.3	3	0	4	0	0	13	1.9
1953-54	Kelley, Dave	5	0	1	7	.143	0	0	.000	0	0	.000	0	6	1.2	0	0	0	0	0	2	0.4
1997-01	Kelley, Ron	110	2328	369	756	.488	2	3	.667	222	386	.575	235	499	4.5	65	210	327	61	88	962	8.7
1956-57	Kelly, Dick	6	0	0	3	.000	0	0	.000	2	4	.500	0	3	0.5	0	0	3	0	0	2	0.3
1986-87	Kennedy, Andy	25	166	20	46	.435	12	24	.500	14	17	.824	0	20	0.8	10	13	13	6	1	66	2.6
1955-57	Kessler, Marvin	19	0	5	17	.294	0	0	.000	2	6	.333	0	7	0.4	0	0	8	0	0	12	0.6
1959-63	Key, John	32	0	84	168	.500	0	0	.000	55	67	.821	0	127	4.0	0	0	9	0	0	223	7.0
1953-54	Kincaid, Doug	5	0	2	8	.250	0	0	.000	3	4	.750	0	5	1.0	0	0	0	0	0	7	1.4
2015-18	Kirk, Shaun	33	175	18	44	.409	4	19	.211	6	9	.667	7	35	1.1	5	13	27	3	3	46	1.4
1988-93	Knox, Jamie	47	320	35	82	.427	3	13	.231	18	27	.667	11	35	0.7	13	23	33	8	10	91	1.9
1992-93	Kornegay, Chuck	7	183	24	43	.558	0	0	.000	14	20	.700	17	34	4.9	10	6	11	5	5	62	8.9
1965-68	Kretzer, Bill	68	0	191	425	.449	0	0	.000	111	192	.578	0	352	5.2	0	0	0	0	0	493	7.3
1993-96	Kretzer, Bill	29	82	16	32	.500	0	0	.000	2	5	.400	12	24	0.8	5	6	7	3	2	34	1.2
2008-11	Kufuor, Enrico	17	24	3	7	.429	0	1	.000	0	0	.000	0	3	0.2	0	4	0	2	0	6	0.4
1972-75	Kuszmaul, Craig	51	0	30	54	.556	0	0	.000	5	14	.357	0	34	0.7	0	0	48	0	0	65	1.3
2014-15	Lacey, Trevor	35	1256	190	436	.436	78	199	.392	93	126	.738	27	160	4.6	121	67	56	31	7	551	15.7
1973-75	Lake, Bill	29	0	12	39	.308	0	0	.000	13	22	.591	0	42	1.4	0	0	15	0	0	37	1.3
1962-65	Lakins, Larry	55	0	349	646	.540	0	0	.000	163	228	.715	0	391	7.1	0	0	0	0	0	861	15.7
1985-87	Lambiotte, Walker	64	984	148	297	.498	4	16	.250	29	48	.604	0	108	1.7	75	46	77	51	17	329	5.1
1979-82	Lay, Emmett	27	40	5	13	.385	0	0	.000	0	1	.000	0	14	0.5	1	5	7	0	0	10	0.4
1988-91	Lee, David	31	141	14	27	.519	0	0	.000	11	29	.379	0	33	1.1	4	6	17	3	1	39	1.3
2013-15	Lee, Desmond	64	1090	111	190	.584	22	86	.256	138	185	.746	36	134	2.1	70	77	96	35	1	382	6.0
1969-71	Leftwich, Ed	55	0	376	928	.405	0	0	.000	149	240	.621	0	241	4.4	0	0	63	0	0	901	16.4

1966-67	Leith, Bruce	15	0	16	42	.381	0	0	.000	1	2	.500	0	30	2.0	0	0	0	0	0	33	2.2
1998-00	Lentz, Carl	11	23	2	11	.182	2	6	.333	2	2	1.000	2	3	0.3	6	4	3	1	0	8	0.7
1981-83	Leonard, Quinton	17	29	6	9	.667	0	0	.000	4	7	.571	0	4	0.2	0	5	2	1	0	16	0.9
2010-13	Leslie, C.J.	99	2859	507	1020	.497	13	48	.271	332	564	.589	221	723	7.3	113	236	233	89	136	1359	13.7
1986-89	Lester, Avie	95	1424	170	327	.520	0	0	.000	100	170	.588	0	276	2.9	34	66	205	39	72	440	4.6
2006-07	Lewandowski, Bartosz	1	1	0	0	.000	0	0	.000	0	0	.000	0	0	0.0	0	1	0	0	0	0	0.0
2010-13	Lewis, Jay	23	33	2	12	.167	2	9	.222	0	0	.000	1	4	0.2	3	3	4	0	0	6	0.3
1990-94	Lewis, Marc	84	990	122	281	.434	3	14	.214	68	120	.567	90	203	2.4	45	70	121	29	10	315	3.8
2012-14	Lewis, Tyler	70	1139	83	233	.356	22	88	.250	87	107	.813	16	83	1.2	183	60	85	13	2	275	3.9
1971-72	Lile, Carl	16	0	8	24	.333	0	0	.000	7	10	.700	0	14	0.9	0	0	12	0	0	23	1.4
1960-61	Litchfield, Terry	23	0	39	72	.542	0	0	.000	19	21	.905	0	69	3.0	0	0	41	0	0	97	4.2
2018-19	Lockett, Eric	25	387	42	88	.477	11	26	.423	14	23	.609	30	73	2.9	31	18	39	14	4	109	3.4
1975-76	Long, Sotella	7	0	4	7	.571	0	0	.000	2	3	.667	0	3	0.4	0	0	1	0	0	10	1.4
1969-72	Lovisa, Renaldo	31	0	21	32	.656	0	0	.000	16	32	.500	0	47	1.5	0	0	12	0	0	58	1.9
1979-83	Lowe, Sidney	120	4056	343	728	.471	44	115	.383	318	422	.754	0	352	2.9	762	266	274	220	7	1048	8.7
1959-62	Lutz, Denny	40	0	26	56	.464	0	0	.000	11	21	.524	0	21	0.5	0	0	15	0	0	63	1.6
1956-59	MacGillivray, Bob	59	0	226	521	.434	0	0	.000	190	273	.696	0	310	5.3	0	0	169	0	0	642	10.9
1954-57	Maglio, John	77	0	292	652	.448	0	0	.000	286	399	.717	0	270	3.5	0	0	184	0	0	870	11.3
1991-96	Marshall, Curtis	116	3323	338	840	.402	179	487	.368	197	272	.724	80	278	2.4	430	272	253	128	6	1052	9.1
2014-16	Martin, Caleb	69	1604	181	478	.379	104	301	.346	85	125	.680	57	257	3.7	73	74	115	41	31	551	8.0
2014-16	Martin, Cody	52	1066	106	266	.398	3	14	.214	49	84	.583	74	182	3.5	98	64	105	49	20	264	5.1
1959-62	Marvel, Russ	65	0	181	450	.402	0	0	.000	110	175	.629	0	468	7.2	0	0	64	0	0	472	7.3
1977-81	Matthews, Kenny	116	1787	444	984	.451	0	0	.000	137	179	.765	0	228	2.0	102	52	240	90	5	1025	8.8
1963-66	Mattocks, Tommy	71	0	373	709	.526	0	0	.000	186	254	.732	0	297	4.2	0	0	0	0	0	932	13.1
1966-69	Mavredes, Bill	65	0	153	403	.380	0	0	.000	83	136	.610	0	233	3.6	0	0	0	0	0	389	6.0
2008-10	Mays, Julius	58	1000	79	221	.357	34	100	.340	78	91	.857	19	72	1.2	99	76	97	34	5	270	4.7
1961-63	Mayton, Bob	15	0	6	19	.316	0	0	.000	9	11	.818	0	6	0.4	0	0	0	0	0	21	1.4
1958-61	McCann, Bob	37	0	26	85	.306	0	0	.000	4	11	.364	0	24	0.6	0	0	29	0	0	56	1.5
2005-09	McCauley, Ben	124	2998	438	819	.535	3	12	.250	259	375	.691	213	622	5.0	230	197	234	84	51	1138	9.2
1982-85	McClain, George	56	344	45	133	.338	9	25	.360	19	31	.613	0	29	0.5	51	41	39	24	2	118	2.1
2003-06	McCoy, Chris	13	21	2	10	.200	0	7	.000	0	0	.000	0	3	0.2	2	1	3	0	0	4	0.3
1991-95	McCuller, Lakista	111	3018	359	922	.389	197	564	.349	137	200	.685	78	276	2.5	232	182	171	94	7	1052	9.5
1996-97	McCullum, Andre	14	95	8	25	.320	0	2	.000	11	17	.647	8	18	1.3	4	8	8	5	0	27	1.9
1966-68	McLean, Robert	40	0	26	68	.382	0	0	.000	30	57	.526	0	101	2.5	0	0	0	0	0	82	2.1
1984-86	McMillan, Nate	67	2181	221	469	.471	0	0	.000	130	185	.703	0	344	5.1	402	184	180	149	62	572	8.5
1981-85	McQueen, Cozell	134	3265	275	543	.506	0	1	.000	165	271	.609	0	800	6.0	108	151	372	41	121	715	5.3
2002-04	Mejia, Dominick	20	104	9	30	.300	6	23	.261	8	9	.889	0	9	0.5	10	9	18	5	2	32	1.6
2000-04	Melvin, Marcus	122	3345	436	970	.449	170	450	.378	259	336	.771	174	692	5.7	189	225	266	87	49	1301	10.7
1955-56	Miles, Mike	4	0	0	5	.000	0	0	.000	0	0	.000	0	3	0.8	0	0	1	0	0	0	0.0
1997-02	Miller, Archie	123	2681	280	660	.424	218	509	.428	165	195	.846	22	148	1.2	248	165	219	81	0	943	7.7
1971-72	Mitchell, Billy	3	0	2	4	.500	0	0	.000	1	2	.500	0	0	0.0	0	0	1	0	0	5	1.7
1972-75	Moeller, Mark	78	0	99	199	.497	0	0	.000	44	62	.710	0	94	1.2	0	0	75	0	0	242	3.1
1963-66	Moffitt, Billy	71	0	153	371	.412	0	0	.000	99	157	.631	0	169	2.4	0	0	0	0	0	405	5.7
1953-56	Molodet, Vic	94	0	496	1362	.364	0	0	.000	413	562	.735	0	412	4.4	0	0	143	0	0	1405	14.9
1987-91	Monroe, Rodney	124	3989	885	1936	.457	322	739	.436	459	549	.836	37	492	4.0	299	258	206	107	20	2551	20.6
1977-78	Montgomery, Ken	17	65	6	14	.429	0	0	.000	1	6	.167	0	13	0.8	4	0	7	4	1	13	0.8
1964-67	Moore, Jerry	58	0	164	356	.461	0	0	.000	77	128	.602	0	270	4.7	0	0	0	0	0	405	7.0
2020-21	Moore, Shakeel	25	466	67	153	.438	21	61	.344	15	29	.517	9	63	2.5	43	43	48	35	8	170	6.8
2021-22	Morsell, Casey	30	726	72	204	.353	35	100	.350	37	56	.661	32	107	3.6	23	19	54	32	2	216	7.2
1959-61	Muehlbauer, Anton	46	0	151	360	.419	0	0	.000	114	203	.562	0	210	4.6	0	0	131	0	0	416	9.0
1982-86	Myers, Ernie	134	2950	479	1122	.427	17	51	.333	274	390	.703	0	369	2.8	220	226	278	128	28	1249	9.3
1978-82	Nevitt, Chuck	90	901	109	188	.580	0	0	.000	48	105	.457	0	220	2.4	21	55	181	10	93	266	3.0
2017-18	Newman, Spencer	6	11	0	3	.000	0	2	.000	0	0	.000	1	4	0.7	0	1	1	0	0	0	0.0
1991-93	Newman, Victor	44	264	21	61	.344	10	38	.263	10	16	.625	4	22	0.5	17	21	36	8	3	62	1.4
2005-07	Nieman, Bryan	39	534	24	62	.387	8	33	.242	9	16	.563	11	56	1.4	21	15	55	21	4	65	1.7
1958-61	Niewierowski, Stan	63	0	174	462	.377	0	0	.000	99	140	.707	0	303	4.8	0	0	93	0	0	447	7.1
1995-97	Norton, Steve	27	128	8	18	.444	0	0	.000	9	16	.563	6	30	1.1	1	12	17	2	4	25	0.9
1971-74	Nuce, Steve	80	0	208	477	.436	0	0	.000	60	88	.682	0	265	3.3	0	0	133	0	0	476	6.0
2021-22	Nunnally, Alex	6	6	0	0	.000	0	0	.000	0	0	.000	0	0	0.0	0	0	0	0	0	0	0.0
2003-04	O'Donnell, Mike	30	339	24	66	.364	18	49	.367	6	7	.857	4	20	0.7	33	17	27	11	0	72	2.4
2008-10	Obi-Gwacham, K.C.	2	3	0	1	.000	0	0	.000	0	0	.000	1	1	0.5	0	0	0	0	1	0	0.0
2009-12	Painter, DeShawn	89	1302	143	335	.427	0	2	.000	106	156	.679	103	278	3.1	19	63	176	13	45	392	4.4
1978-82	Parzych, Scott	110	1961	276	556	.496	0	0	.000	90	139	.647	0	328	3.0	123	114	165	56	34	642	5.8
2021-22	Pass, Breon	25	224	18	50	.360	8	28	.286	12	14	.857	5	34	1.4	16	12	28	5	1	56	2.2
1977-80	Painter, DeShawn	64	349	103	213	.484	0	0	.000	28	54	.519	0	118	1.8	23	5	55	13	4	234	3.7
1979-82	Perry, Max	52	301	8	31	.258	0	0	.000	15	25	.600	0	15	0.3	77	35	28	10	0	31	0.6
1998-00	Petty, Ben	8	13	1	1	1.000	0	0	.000	2	3	.667	2	3	0.4	0	1	4	0	1	4	0.5
1983-85	Pierre, Russell	62	1467	178	358	.497	0	0	.000	95	161	.590	0	364	5.9	47	103	142	24	28	451	7.3
1977-79	Pinder, Tiny	60	643	254	549	.463	0	0	.000	164	217	.756	0	360	6.0	60	0	162	44	11	672	11.2
1994-97	Pinkins, Al	42	791	97	222	.437	29	82	.354	62	98	.633	87	192	4.6	23	24	62	26	8	285	6.8
2006-07	Pittman, Kenneth	2	2	0	2	.000	0	0	.000	0	0	.000	0	0	0.0	0	0	0	0	0	0	0.0
1954-57	Pond, Nick	67	0	109	286	.381	0	0	.000	60	104	.577	0	258	3.9	0	0	96	0	0	278	4.1
1985-89	Poston, Kenny	30	159	6	37	.162	3	8	.375	2	5	.400	0	34	1.1	8	13	15	6	5	17	0.6
2001-03	Powell, Josh	65	1500	239	432	.553	11	38	.289	140	192	.729	129	294	4.5	62	132	162	32	71	629	9.7
1981-83	Proctor, Dinky	39	179	19	46	.413	0	0	.000	4	16	.250	0	33	0.8	12	8	18	3	4	42	1.1
1956-59	Pucillo, Lou	74	0	384	916	.419	0	0	.000	176	265	.664	0	160	2.2	0	0	128	0	0	944	12.8
1960-62	Punger, John	35	0	177	378	.468	0	0	.000	52	85	.612	0	328	9.4	0	0	37	0	0	406	11.6
2012-13	Purvis, Rodney	35	894	110	249	.442	30	78	.385	42	82	.512	23	84	2.4	45	51	63	20	2	292	8.3
2011-12	Raymond, Jaqawn	11	29	3	10	.300	3	10	.300	0	0	.000	1	4	0.4	0	1	4	0	0	9	0.8
1958-59	Reiner, Mark	13	0	19	66	.288	0	0	.000	23	31	.742	0	21	1.6	0	0	12	0	0	61	4.7
1994-96	Richards, Geoff	17	52	9	19	.474	0	0	.000	4	7	.571	10	20	1.2	7	5	3	2	0	22	1.3
1956-59	Richter, John	74	0	402	867	.464	0	0	.000	305	482	.633	0	936	12.6	0	0	247	0	0	1109	15.0
1968-71	Risinger, Jim	59	0	61	161	.379	0	0	.000	67	88	.761	0	86	1.5	0	0	20	0	0	189	3.2
1990-91	Ritter, Chris	8	21	0	9	.000	0	3	.000	1	2	.500	0	5	0.6	0	6	3	1	0	1	0.1
1973-75	Rivers, Morris	58	0	308	624	.494	0	0	.000	111	161	.689	0	174	3.0	0	0	173	0	0	727	12.5
2001-05	Roach, Will	40	124	5	21	.238	3	14	.214	13	16	.813	4	10	0.3	11	4	29	7	0	26	0.7
1990-92	Robinson, Anthony	31	146	8	20	.400	0	0	.000	8	15	.533	11	35	1.1	11	12	24	2	10	24	0.8
2012-14	Robinson, Jevoni	17	19	2	5	.400	0	0	.000	3	4	.750	6	9	0.5	0	2	6	0	3	7	0.4
1962-64	Robinson, Les	24	0	10	31	.323	0	0	.000	8	14	.571	0	23	1.0	0	0	0	0	0	28	1.2
1960-63	Rohloff, Ken	56	0	279	592	.471	0	0	.000	135	192	.703	0	169	3.0	0	0	59	0	0	693	12.4
2021-22	Ross, Ernest	14	100	9	19	.474	0	4	.000	5	10	.500	11	23	1.6	0	5	15	3	6	23	1.6
2015-17	Rowan, Maverick	58	1850	246	636	.387	134	388	.345	99	123	.805	50	194	3.3	45	79	117	31	6	725	12.5
1953-55	Scheffel, Ronnie	56	0	62	145	.428	0	0	.000	88	127	.693	0	116	2.1	0	0	37	0	0	212	3.8
2020-22	Seabron, Dereon	56	1567	250	510	.490	16	63	.254	163	235	.694	112	344	6.1	121	107	76	60	11	679	12.1
1991-93	Seale, Donnie	31	795	87	202	.431	14	57	.246	46	88	.523	40	91	2.9	124	87	65	26	6	234	7.5
1954-57	Seitz, Bob	72	0	166	376	.441	0	0	.000	147	175	.840	0	353	4.9	0	0	142	0	0	479	6.7
1963-64	Sellers, Jim	3	0	0	1	.000	0	0	.000	0	0	.000	0	0	0.0	0	0	0	0	0	0	0.0
1965-66	Sellers, John	11	0	5	14	.357	0	0	.000	0	3	.000	0	12	1.1	0	0	0	0	0	10	0.9
1966-69	Serdich, Joe	74	0	345	736	.469	0	0	.000	171	217	.788	0	360	4.9	0	0	0	0	0	861	11.6
1985-88	Shackleford, Charles	94	2897	556	1089	.511	0	1	.000	176	310	.568	0	735	7.8	86	197	257	76	101	1288	13.7
1983-84	Shackleford, Terry	5	9	1	3	.333	0	0	.000	0	0	.000	0	6	1.2	0	0	2	0	0	2	0.4
1953-56	Shavlik, Ronnie	95	0	649	1647	.394	0	0	.000	463	709	.653	0	1598	16.8	0	0	184	0	0	1761	18.5
1976-77	Sherrill, Fred	7	0	1	3	.333	0	0	.000	1	2	.500	0	3	0.4	1	0	3	2	0	3	0.4
2000-04	Sherrill, Scooter	117	2555	292	688	.424	144	412	.350	164	196	.837	60	244	2.1	119	113	172	93	8	892	7.6
1959-60	Simbeck, Jon Ed	23	0	29	73	.397	0	0	.000	13	16	.813	0	26	1.1	0	0	30	0	0	71	3.1
2004-06	Simmons, Cedric	63	1189	170	301	.565	2	4	.500	144	221	.652	79	260	4.1	68	82	157	26	115	486	7.7
2003-05	Simons, Adam	7	30	3	8	.375	1	1	1.000	2	2	1.000	2	9	1.3	1	6	6	0	0	9	1.3
1993-94	Sims, Lewis	12	195	40	97	.412	12	33	.364	9	13	.692	18	41	3.4	7	16	22	7	1	101	8.4
1961-63	Sinnock, Pom	29	0	49	98	.500	0	0	.000	28	44	.636	0	105	3.6	0	0	0	0	0	126	4.3
2016-17	Smith, Dennis	32	1114	191	420	.455	55	153	.359	143	200	.715	26	146	4.6	197	108	67	62	14	580	18.1
2008-12	Smith, Kendall	28	44	9	18	.500	0	0	.000	9	15	.600	5	17	0.6	1	3	6	1	0	27	1.0

1972-74	Smith, Steve	12	0	4	11	.364	0	0	.000	1	3	.333	0	9	0.8	0	0	7	0	0	9	0.8
2021-22	Smith, Terquavion	32	1011	182	457	.398	96	260	.369	60	86	.698	30	132	4.1	67	54	69	42	15	520	16.3
2007-11	Smith, Tracy	106	2422	471	905	.520	0	0	.000	298	463	.644	217	543	5.1	79	140	201	69	59	1240	11.7
1971-73	Smoral, Steve	32	0	35	87	.402	0	0	.000	29	38	.763	0	50	1.6	0	0	49	0	0	99	3.1
1960-63	Speaks, Jon	63	0	257	581	.442	0	0	.000	194	247	.785	0	140	2.2	0	0	36	0	0	708	11.2
1973-76	Spence, Phil	88	0	396	731	.542	0	0	.000	194	261	.743	0	742	8.4	32	0	201	23	33	986	11.2
2018-19	Steere, Ian	1	5	2	2	1.000	0	0	.000	0	0	.000	0	4	4.0	1	0	0	0	0	4	4.0
1955-59	Stepanovich, George	57	0	161	415	.388	0	0	.000	78	140	.557	0	465	8.2	0	0	140	0	0	400	7.0
1953-54	Stevenson, Jim	6	0	0	8	.000	0	0	.000	1	5	.200	0	9	1.5	0	0	0	0	0	1	0.2
1977-78	Stiltner, Joe	1	1	0	0	.000	0	0	.000	0	0	.000	0	1	1.0	0	0	1	0	0	0	0.0
1972-75	Stoddard, Tim	86	0	232	524	.443	0	0	.000	76	115	.661	0	418	4.9	0	0	273	0	0	540	6.3
1975-77	Stokan, Gary	19	0	5	19	.263	0	0	.000	2	6	.333	0	5	0.3	20	0	17	3	0	12	0.6
1995-97	Strong, Danny	63	1793	294	699	.421	134	345	.388	65	86	.756	102	307	4.9	59	68	155	81	9	787	12.5
1975-79	Sudhop, Glenn	117	621	282	544	.518	0	0	.000	143	256	.559	0	581	5.0	46	0	276	33	117	707	6.0
1993-97	Sutton, Jason	72	515	52	144	.361	36	106	.340	21	29	.724	17	52	0.7	56	34	69	18	1	161	2.2
1998-00	Talib, Idris	4	9	1	1	1.000	0	0	.000	1	7	.143	3	3	0.8	0	1	1	2	0	3	0.8
2019-20	Taylor, AJ	1	3	0	1	.000	0	0	.000	1	2	.500	1	2	2.0	0	1	0	0	1	1	1.0
1963-65	Taylor, Phil	23	0	19	44	.432	0	0	.000	7	13	.538	0	47	2.0	0	0	0	0	0	45	2.0
2008-10	Thomas, Johnny	25	211	15	38	.395	2	7	.286	7	9	.778	19	42	1.7	9	10	13	1	4	39	1.6
1997-98	Thomas, Rouldra	13	28	3	13	.231	0	1	.000	0	2	.000	2	3	0.2	0	0	1	2	3	6	0.5
1972-75	Thompson, David	86	0	939	1698	.553	0	0	.000	431	565	.763	0	694	8.1	0	0	245	0	0	2309	26.8
1980-84	Thompson, Harold	86	383	35	77	.455	0	0	.000	14	28	.500	0	58	0.7	12	19	30	19	2	84	1.0
1984-86	Thompson, John	23	127	16	33	.485	0	0	.000	7	12	.583	0	32	1.4	2	13	16	1	5	39	1.7
1989-93	Thompson, Kevin	118	3281	530	901	.588	1	7	.143	189	336	.563	370	815	6.9	161	167	267	55	150	1250	10.6
1953-54	Thompson, Mel	35	0	213	525	.406	0	0	.000	216	335	.645	0	338	9.7	0	0	0	0	0	642	18.3
1990-91	Thompson, Tim	4	12	3	5	.600	2	3	.667	2	2	1.000	0	4	1.0	0	1	3	0	0	10	2.5
2016-17	Thompson, Tucker	5	7	3	5	.600	0	0	.000	0	0	.000	1	2	0.4	0	0	2	0	0	6	1.2
1996-01	Thornton, Damon	110	2835	343	627	.547	8	24	.333	171	292	.586	270	771	7.0	86	244	331	110	146	865	7.9
1968-71	Tilley, Doug	44	0	42	95	.442	0	0	.000	20	34	.588	0	98	2.2	0	0	7	0	0	104	2.4
1972-75	Towe, Monte	86	0	407	835	.487	0	0	.000	141	186	.758	0	158	1.8	0	0	229	0	0	955	11.1
1966-68	Trifunovich, Nick	38	0	113	309	.366	0	0	.000	53	68	.779	0	77	2.0	0	0	0	0	0	279	7.3
1988-89	Tucker, Byron	3	27	4	10	.400	1	2	.500	4	5	.800	0	7	2.3	1	2	4	2	1	13	4.3
2013-15	Turner, Ralston	72	2076	276	691	.399	171	463	.370	117	151	.775	40	208	2.9	68	71	179	43	10	840	11.7
1953-54	Tyler, Dick	25	0	108	289	.374	0	0	.000	78	111	.703	0	244	9.8	0	0	0	0	0	294	11.8
2009-14	Vandenberg, Jordan	108	1317	107	175	.611	0	1	.000	24	48	.500	96	266	2.5	47	45	204	20	94	238	2.2
1995-96	Wagner, Ivan	30	271	33	89	.371	15	47	.319	22	36	.611	4	27	0.9	25	35	24	12	4	103	3.4
1976-77	Walker, Brian	26	0	75	146	.514	0	0	.000	38	52	.731	0	58	2.2	60	0	79	57	7	188	7.2
1975-77	Walker, Steve	54	0	97	207	.469	0	0	.000	32	43	.744	0	143	2.6	76	0	109	31	3	226	4.2
2018-19	Walker, Wyatt	36	644	68	117	.581	2	5	.400	34	51	.667	66	161	4.5	30	39	107	16	33	172	4.8
2013-15	Wallace, Patrick	11	25	6	17	.353	5	15	.333	1	2	.500	1	3	0.3	2	1	3	0	0	18	1.6
1981-85	Warren, Mike	48	143	15	40	.375	0	2	.000	10	17	.588	0	43	0.9	6	14	21	1	9	40	0.8
2012-14	Warren, T.J.	70	2182	528	951	.555	45	143	.315	195	298	.654	187	396	5.7	68	117	174	105	36	1296	18.5
1976-79	Warren, Tony	89	873	324	641	.505	0	0	.000	177	235	.753	0	387	4.3	150	0	255	93	21	825	9.3
1984-86	Washburn, Chris	41	1366	273	496	.550	0	0	.000	128	202	.634	0	270	6.6	44	99	80	36	38	674	16.4
2013-15	Washington, Kyle	70	1322	171	378	.452	7	15	.467	55	87	.632	69	278	4.0	31	67	148	13	58	404	5.8
1955-58	Waters, Bucky	28	0	20	48	.417	0	0	.000	3	8	.375	0	14	0.5	0	0	19	0	0	43	1.5
2001-05	Watkins, Levi	97	1637	172	441	.390	82	263	.312	64	93	.688	71	204	2.1	77	87	202	45	17	490	5.1
1991-92	Watkins, Vince	3	4	0	1	.000	0	0	.000	1	2	.500	1	2	0.7	0	1	2	0	0	1	0.3
1977-81	Watts, Craig	115	1724	225	410	.549	0	0	.000	89	150	.593	0	480	4.2	79	59	322	51	56	539	4.7
1983-85	Webb, Spud	66	1899	268	570	.470	0	0	.000	153	201	.761	0	125	1.9	373	162	174	127	12	689	10.4
1979-84	Weber, Phil	24	60	9	23	.391	0	0	.000	3	5	.600	0	3	0.1	8	7	4	3	0	21	0.9
1985-89	Weems, Kelsey	116	1266	189	339	.558	6	14	.429	93	161	.578	0	96	0.8	208	141	166	62	9	477	4.1
1968-71	Wells, Dan	72	0	176	326	.540	0	0	.000	125	194	.644	0	293	4.1	0	0	80	0	0	477	6.6
1996-00	Wells, Tim	97	1628	157	361	.435	49	121	.405	110	133	.827	52	185	1.9	95	84	151	40	30	473	4.9
1959-62	Wherry, Dan	50	0	47	120	.392	0	0	.000	45	96	.469	0	115	2.3	0	0	36	0	0	139	2.8
1960-63	Whitfield, Jim	44	0	88	154	.571	0	0	.000	70	99	.707	0	195	4.4	0	0	10	0	0	246	5.6
1988-90	Whitley, Roland	17	51	2	6	.333	0	0	.000	5	8	.625	0	5	0.3	4	10	8	1	0	9	0.5
1976-80	Whitney, Hawkeye	117	1790	826	1628	.507	0	0	.000	312	465	.671	0	652	5.6	259	47	294	166	52	1964	16.8
1979-83	Whittenburg, Derek	109	3106	482	984	.490	39	82	.476	269	339	.794	0	236	2.2	194	160	225	67	7	1272	11.7
1999-01	Wilkins, Damien	60	1937	236	578	.408	48	160	.300	173	253	.684	169	348	5.8	146	154	132	75	36	693	11.6
2008-12	Williams, C.J.	129	2746	315	681	.463	67	218	.307	82	112	.732	117	337	2.6	164	130	211	78	46	779	6.0
2006-08	Williams, Chad	2	3	0	0	.000	0	0	.000	0	0	.000	0	0	0.0	0	0	0	0	0	0	0.0
1997-01	Williams, Cornelius	97	806	40	110	.364	0	1	.000	38	63	.603	55	119	1.2	8	37	103	12	32	118	1.2
1999-00	Williams, Marshall	20	362	37	95	.389	7	38	.184	28	45	.622	19	50	2.5	15	27	32	17	2	109	5.5
1967-70	Williford, Vann	81	0	594	1161	.512	0	0	.000	355	469	.757	0	760	9.4	0	0	0	0	0	1543	19.0
1992-96	Wilson, Marcus	90	1603	188	469	.401	14	47	.298	56	92	.609	106	231	2.6	74	101	164	62	38	446	5.0
1978-79	Wolf, Steve	12	0	6	16	.375	0	0	.000	9	11	.818	0	9	0.8	4	0	8	2	0	21	1.8
2009-13	Wood, Scott	138	4372	450	1065	.423	334	809	.413	233	263	.886	56	368	2.7	190	141	316	97	79	1467	10.6
1963-66	Worsley, Larry	60	0	225	485	.464	0	0	.000	56	89	.629	0	261	4.4	0	0	0	0	0	506	8.4
1961-63	York, Smedes	9	0	2	9	.222	0	0	.000	1	7	.143	0	3	0.3	0	0	0	0	0	5	0.6
2016-18	Yurtseven, Omer	55	1202	240	443	.542	23	47	.489	72	112	.643	121	318	5.8	41	66	161	20	76	575	10.4

NOTRE DAME

Year	Name	G	MIN	FG	FGA	PCT	3PT	3PA	PCT	FT	FTA	PCT	OR	TR	AVG	AST	TO	PF	ST	BK	PTS	AVG
2013-14	Atkins, Eric	32	1211	159	375	.424	61	165	.370	65	96	.677	28	88	2.8	156	61	73	39	5	444	13.9
2021-22	Atkinson, Paul	35	965	176	300	.587	0	2	.000	87	116	.750	88	241	6.9	58	64	72	23	24	439	12.5
2013-16	Auguste, Zach	103	2458	468	819	.571	0	1	.000	245	402	.609	259	754	7.3	75	172	238	59	75	1181	11.5
2013-17	Beachem, V.J.	132	3068	435	994	.438	228	582	.392	117	159	.736	67	351	2.7	81	96	148	75	78	1215	9.2
2013-16	Burgett, Austin	65	649	55	114	.482	15	60	.250	24	34	.706	22	94	1.4	28	30	94	20	21	149	2.3
2016-19	Burns, Elijah	44	397	28	68	.412	2	6	.333	40	49	.816	32	91	2.1	10	16	26	8	5	98	2.2
2018-22	Carmody, Robby	17	186	24	60	.400	1	17	.059	22	30	.733	11	26	1.6	6	17	25	10	2	71	4.2
2014-18	Colson, Bonzie	125	3132	609	1154	.528	48	137	.350	366	474	.772	266	900	7.2	122	126	245	125	155	1632	13.1
2013-15	Connaughton, Pat	70	2541	321	699	.459	169	421	.401	105	130	.808	79	509	7.3	152	79	132	60	54	916	13.1
2013-14	Crowley, Patrick	2	2	1	2	.500	0	0	.000	0	0	.000	1	1	0.5	0	0	0	1	0	2	1.0
2017-21	Djogo, Nikola	102	1375	94	250	.376	43	149	.289	45	63	.714	43	213	2.1	73	44	100	29	22	276	2.7
2018-20	Doherty, Chris	17	57	7	10	.700	0	0	.000	1	6	.167	5	14	0.8	1	2	11	2	2	15	0.9
2018-21	Durham, Juwan	85	1497	275	472	.583	0	4	.000	131	188	.697	127	395	4.6	71	79	175	42	178	681	8.0
2014-18	Farrell, Matt	110	2785	366	870	.421	191	493	.387	174	214	813	21	174	1.6	417	185	145	90	7	1097	10.0
2014-18	Geben, Martinas	108	1554	216	355	.608	1	3	.333	132	160	.825	162	454	4.2	76	99	172	36	53	565	5.2
2016-20	Gibbs, T.J.	136	4158	502	1288	.390	241	646	.373	331	403	.821	69	286	2.1	382	158	238	133	9	1576	11.6
2018-22	Goodwin, Dane	126	3685	482	1081	.446	184	475	.387	193	235	.822	119	529	4.2	165	114	165	62	18	1281	10.2
2013-15	Grant, Jerian	50	1835	276	566	.488	70	207	.338	234	292	.801	17	145	2.9	327	104	99	87	23	856	17.1
2014-18	Gregory, Matt	37	65	3	22	.136	2	14	.143	2	4	.500	2	7	0.2	0	1	1	0	0	10	0.3
2017-19	Harvey, D.J.	48	1097	143	367	.390	50	162	.309	86	120	.717	38	179	3.7	30	54	77	29	18	422	8.8
2015-16	Holtz, Chad	1	1	0	0	.000	0	0	.000	0	0	.000	0	1	1.0	0	0	0	0	0	0	0.0
2018-22	Hubb, Prentiss	126	4376	473	1283	.368	236	741	.318	162	223	.726	83	373	2.9	585	286	213	108	28	1344	10.7
2013-16	Jackson, Demetrius	103	3243	415	888	.467	133	349	.381	241	308	.782	90	322	3.1	335	170	197	114	23	1204	11.7
2013-15	Katenda, Eric	17	35	4	17	.235	0	0	.000	5	9	.556	1	7	0.4	1	1	4	25	1	13	0.8
2021-22	Konieczny, J.R.	7	23	5	6	.833	1	1	1.000	0	0	.000	0	1	0.1	1	2	4	3	1	11	1.6
2013-14	Knight, Tom	27	384	45	84	.536	0	0	.000	15	22	.682	34	85	3.1	11	19	49	9	16	105	3.9
2018-22	Laszewski, Nate	91	2110	273	586	.466	120	342	.352	145	202	.718	102	466	5.1	44	66	153	28	37	811	8.9
2016-17	Mazza, Patrick	4	4	1	2	.500	0	0	.000	0	0	.000	0	1	0.3	0	1	0	0	1	2	0.5
2016-20	Mooney, John	112	2588	446	965	.462	98	274	.358	191	283	.675	253	924	8.3	117	97	186	83	61	1181	10.5
2019-22	Morgan, Elijah	28	68	4	17	.235	1	7	.143	13	13	1.000	2	6	0.2	10	7	4	3	0	24	0.9
2017-19	Nelligan, Liam	23	35	2	7	.286	0	4	.000	0	0	.000	2	5	0.2	0	1	0	0	2	4	0.3
2015-20	Pflueger, Rex	141	3452	247	659	.375	121	351	.345	141	182	.775	107	445	3.1	344	151	239	146	41	756	5.4
2020-22	Ryan, Cormac	60	1785	192	455	.422	100	265	.377	87	107	.813	46	278	4.6	128	80	115	57	16	571	9.5
2015-17	Ryan, Matt	72	807	103	243	.424	82	206	.398	28	34	.824	10	92	1.3	32	19	84	15	4	316	4.4
2020-21	Sanders Jr., Tony	21	96	7	19	.368	4	9	.444	3	4	.750	5	10	0.5	0	7	9	1	1	21	1.0
2013-14	Sherman, Garrick	31	888	173	342	.506	0	0	.000	73	106	.689	83	225	7.3	28	82	88	24	21	419	13.5
2021-22	Taylor, Elijah	3	13	4	4	1.000	0	0	.000	0	0	.000	1	2	0.7	0	2	6	0	1	8	2.7

2014-18	Torres, Austin	121	903	88	145	.607	0	0	.000	24	58	.414	78	193	1.6	26	38	138	32	24	200	1.6
2013-17	Vasturia, Steve	137	4402	483	1102	.438	190	521	.365	244	286	.853	81	417	3.0	331	189	274	128	18	1400	10.2
2020-22	Wertz, Trey	55	1194	106	268	.396	69	143	.412	40	49	.816	6	116	2.1	118	69	84	21	2	311	5.7
2021-22	Wesley, Blake	35	1030	178	441	.404	54	178	.303	94	143	.657	24	129	3.7	84	77	67	44	2	504	14.4
2020-22	Zona, Matt	23	94	6	22	.273	0	3	.000	7	11	.636	12	29	1.3	0	5	13	3	6	19	0.8

PITT

Year	Name	G	MIN	FG	FGA	PCT	3PT	3PA	PCT	FT	FTA	PCT	OR	TR	AVG	AST	TO	PF	ST	BK	PTS	AVG
2019-21	Aiken, Curtis Jr.	7	9	0	3	.000	0	0	.000	3	4	.750	1	2	0.3	1	0	0	1	0	3	0.4
2013-14	Amadasun, Max	11	21	2	7	.286	0	1	.000	0	0	.000	2	5	0.5	0	0	4	1	0	4	0.4
2013-17	Artis, Jamel	135	3724	579	1231	.470	170	450	.378	368	485	.759	186	627	4.6	304	52	237	63	42	1696	12.6
2017-18	Boykins, Monty	20	113	6	31	.194	4	21	.190	11	22	.500	0	10	0.5	2	7	8	2	0	27	1.4
2017-21	Brown, Terrell	118	2000	208	458	.454	6	35	.171	116	181	.641	169	424	3.6	30	108	242	27	175	538	4.6
2021-22	Burton, Jamarius	30	1038	133	328	.405	26	79	.329	81	92	.880	15	106	3.5	75	60	65	27	6	373	12.4
2017-18	Carr, Marcus	32	916	106	268	.396	36	108	.333	72	88	.818	8	90	2.8	129	88	70	20	4	320	10.0
2019-21	Champagnie, Justin	53	1773	287	644	.446	56	200	.280	149	200	.745	140	453	8.5	53	63	110	60	53	779	14.7
2017-19	Chukwuka, Kene	63	1099	74	164	.451	14	70	.200	38	64	.594	73	196	3.1	38	47	158	25	31	200	3.2
2020-22	Collier, Noah	44	408	23	46	.500	0	0	.000	11	29	.379	25	71	1.6	7	13	49	6	6	57	1.3
2019-21	Coulibaly, Abdoul Karim	48	739	75	159	.472	2	7	.286	32	54	.593	57	130	2.7	24	29	98	20	23	184	3.8
2017-19	Davis, Khameron	58	1108	64	161	.398	35	100	.350	30	43	.698	14	148	2.6	40	48	75	36	21	193	3.3
2019-21	Drumgoole, Gerald Jr.	30	236	12	54	.222	5	33	.152	13	21	.619	15	31	1.0	8	13	16	2	1	25	1.2
2018-19	Ellison, Malik	31	651	69	155	.445	3	16	.188	40	74	.541	37	117	3.8	36	50	68	20	10	181	5.8
2018-22	Ezeakudo, Onyebuchi	56	687	28	76	.389	21	54	.389	3	11	.273	17	63	1.1	46	31	42	28	1	80	1.4
2020-22	Fisch, Aidan	6	7	0	2	.000	0	1	.000	0	0	.000	1	2	0.7	0	1	2	0	0	0	0.0
2021-22	Jeffress, William	31	651	31	104	.298	11	53	.208	31	47	.660	30	102	3.3	20	31	42	21	12	104	3.4
2014-17	Jeter, Sheldon	97	2008	256	538	.476	43	126	.341	121	165	.733	163	471	4.9	91	93	215	62	67	676	7.0
2017-20	George, Samson	26	96	9	20	.458	0	0	.000	2	7	.286	11	26	1.0	1	0	14	1	1	20	0.8
2021-22	Gueye, Mouhamadou	32	934	111	255	.435	43	118	.364	47	61	.770	55	200	6.3	36	51	92	19	67	312	9.8
2019-20	Hamilton, Eric	31	515	61	124	.492	0	3	.000	48	67	.716	56	137	4.4	5	20	60	11	15	170	5.5
2020-22	Horton, Ithiel	35	980	116	311	.373	68	182	.374	23	28	.821	16	86	2.4	52	45	49	26	4	323	9.2
2020-22	Hugley, John	39	1052	169	365	.463	7	44	.163	163	231	.706	98	283	7.3	43	102	99	25	16	508	13.0
2017-18	Ilegomah, Prince	23	133	5	9	.556	0	0	.000	6	12	.500	7	22	1.0	3	11	44	2	8	16	0.7
2020-21	Jeffress, William	16	274	13	57	.228	3	20	.150	10	16	.625	14	35	2.2	11	7	22	6	4	39	2.6
2014-17	Johnson, Cameron	73	1473	192	448	.429	116	291	.399	83	104	.798	38	217	3.0	97	57	139	42	19	583	8.0
2013-14	Johnson, Durand	16	317	45	111	.405	22	65	.338	29	34	.853	17	48	3.0	23	14	24	14	5	141	4.7
2018-21	Johnson, Xavier	84	2666	362	901	.402	93	278	.334	335	440	.761	70	312	3.7	415	302	237	124	14	1152	13.7
2013-16	Jones, Chris	97	1782	204	474	.430	66	205	.322	89	136	.654	77	201	2.1	123	70	176	32	23	563	5.8
2016-17	Kithcart, Justice	29	385	14	46	.304	4	21	.190	7	22	.318	5	21	0.7	34	18	41	9	4	39	1.3
2013-15	Ko, Joshua	15	18	4	11	.364	2	5	.400	0	0	.000	0	1	0.1	0	0	0	0	1	10	0.7
2013-16	Lecak, Mike	31	58	2	17	.118	1	13	.077	2	2	1.000	0	5	0.2	4	4	13	0	0	7	0.2
2014-18	Luther, Ryan	86	1337	171	326	.525	34	82	.415	75	111	.676	118	300	3.4	64	86	149	35	36	451	5.2
2015-16	Maia, Rafael	33	397	24	52	.462	0	1	.000	18	31	.581	49	118	3.6	18	15	63	15	6	66	2.0
2016-17	Manigault, Corey	18	80	5	20	.250	0	3	.000	5	8	.625	5	15	0.8	2	0	13	0	1	15	0.8
2019-20	Matrshall, KJ	6	9	1	6	.167	0	3	.000	0	0	.000	1	1	0.2	0	0	1	1	0	2	0.2
2017-19	Mascaro, Joe	7	10	0	0	.000	0	0	.000	0	0	.000	0	1	0.1	1	2	0	0	0	0	0.0
2018-20	McGowens, Trey	66	2030	237	609	.389	73	230	.317	217	291	.746	35	213	3.2	173	174	171	127	5	764	11.6
2015-18	Milligan, Jonathan	63	828	74	195	.379	29	103	.282	56	73	.767	6	44	0.7	65	55	57	11	2	233	3.7
2019-20	Murphy, Ryan	30	736	81	224	.362	42	127	.331	25	30	.833	14	58	1.9	36	36	29	26	3	229	7.6
2018-19	N'Dir, Sidy	29	585	61	150	.407	15	63	.238	35	57	.614	14	60	2.1	55	34	39	24	12	172	5.9
2015-16	Nelson-Ododa, Nelson	30	251	17	37	.459	0	0	.000	6	15	.400	25	48	1.6	4	11	39	1	23	40	1.3
2013-15	Newkirk, Josh	70	1318	137	333	.411	45	126	.357	45	80	.563	14	88	1.3	154	79	132	31	1	364	5.2
2016-17	Nix, Rozelle	20	126	9	24	.375	0	0	.000	9	13	.692	18	52	2.6	1	7	33	0	4	27	1.4
2013-15	Nwankwo, Aron	23	97	11	22	.500	1	4	.250	4	5	.800	9	23	1.0	1	4	13	3	1	27	1.2
2020-22	Odukale, Femi	53	1454	157	381	.412	38	115	.330	128	219	.584	36	163	3.1	153	120	119	49	19	480	9.1
2021-22	Oladapo, Dan	15	158	20	25	.800	0	0	.000	10	18	.556	14	29	1.9	4	19	10	3	1	50	3.3
2013-14	Patterson, Lamar	36	1173	202	458	.441	80	206	.388	132	175	.754	35	175	4.9	154	93	73	5	12	616	17.1
2021-22	Payton, Chris	13	41	4	6	.667	1	1	1.000	1	3	.333	4	10	0.8	3	5	6	1	1	10	0.8
2013-15	Randall, Derrick	63	521	47	88	.534	0	0	.000	25	58	.431	71	149	2.4	1	26	85	9	16	119	1.9
2013-16	Robinson, James	70	3324	290	766	.379	91	284	.320	242	304	.796	47	338	3.3	488	143	244	127	7	913	8.9
2021-22	Santos, Nate	25	319	27	84	.321	11	49	.224	5	8	.625	12	47	1.9	12	13	14	9	1	70	2.8
2015-17	Seelye, Ryan	10	16	3	6	.500	0	1	.000	0	0	.000	1	1	0.1	0	0	2	0	0	6	0.6
2020-21	Sibande, Nike	14	275	34	82	.415	17	39	.436	12	21	.571	11	42	3.0	21	20	17	4	1	97	6.9
2019-21	Smith, Chayce	4	6	0	1	.000	0	1	.000	0	0	.000	0	3	0.8	0	0	1	0	0	0	0.0
2015-16	Smith, Sterling	33	572	44	120	.367	36	90	.400	24	26	.923	12	99	3.0	37	18	27	12	5	148	4.5
2016-18	Smith, Zach	16	26	0	8	.000	0	8	.000	0	0	.000	1	2	0.3	1	1	2	0	0	0	0.0
2017-20	Starzynski, Anthony	19	43	6	15	.405	6	15	.400	0	0	.000	0	3	0.2	2	2	3	2	0	18	0.9
2017-18	Stevenson, Shamiel	32	761	95	188	.505	15	40	.375	68	112	.607	27	141	4.4	33	72	50	16	8	273	8.5
2017-18	Stewart, Parker	32	839	90	235	.383	71	184	.386	40	50	.800	16	105	3.3	29	19	51	14	5	291	9.1
2018-21	Toney, Au'Diese	79	2302	264	620	.426	57	189	.302	178	269	.662	161	423	5.4	88	107	155	80	9	763	9.6
2013-15	Uchebo, Joseph	30	153	16	41	.390	0	0	.000	3	4	.750	17	47	1.6	3	7	22	3	2	35	1.2
2015-17	Wilson, Damon	59	507	37	115	.322	9	39	.231	38	56	.679	5	47	0.8	52	32	51	9	3	121	2.1
2017-19	Wilson-Frame, Jared	64	1890	281	719	.391	172	479	.359	88	109	.807	61	271	4.2	95	108	137	33	12	822	12.8
2013-15	Wright, Cameron	62	1832	254	554	.458	14	62	.226	97	161	.602	37	194	3.1	167	95	134	102	18	619	10.0
2013-17	Young, Michael	136	3923	642	1313	.489	61	180	.339	490	644	.761	296	847	6.2	243	221	265	66	87	1835	13.5
2013-14	Zanna, Talib	35	1061	160	273	.586	0	2	.000	134	201	.667	115	300	8.6	19	54	90	22	29	454	13.0

SYRACUSE

Year	Name	G	MIN	FG	FGA	PCT	3PT	3PA	PCT	FT	FTA	PCT	OR	TR	AVG	AST	TO	PF	ST	BK	PTS	AVG
2020-22	Ajak, John Bol	22	113	3	11	.273	0	1	.000	1	2	.500	4	18	0.8	7	4	15	1	3	7	0.3
2014-16	Akintobi-Adeleye, Doyin	23	31	5	13	.385	0	0	.000	0	5	.000	6	11	0.5	0	5	7	1	2	10	0.4
2020-22	Anselm, Frank	36	479	31	49	.633	0	0	.000	28	45	.622	54	128	3.6	13	20	69	9	18	90	2.5
2015-19	Autry, Adrian	29	36	3	20	.150	2	15	.133	2	4	.500	0	4	0.1	1	4	4	4	0	10	0.3
2018-19	Balandi, Antonio	10	10	0	0	.000	0	0	.000	0	0	.000	0	3	0.3	0	2	0	0	1	0	0.0
2016-19	Battle, Tyus	103	3649	549	1315	.417	179	534	.335	370	461	.803	49	285	2.8	214	183	208	135	9	1647	16.0
2017-18	Bayer, Braedon	9	17	1	1	1.000	0	0	.000	0	0	.000	0	4	0.4	0	1	4	1	1	2	0.2
2015-20	Belby, Shaun	27	36	2	9	.222	0	2	.000	0	0	.000	0	1	0.1	3	4	0	1	0	4	0.1
2018-22	Boeheim, Buddy	121	3803	623	1519	.410	309	854	.362	210	254	.827	62	287	2.3	263	168	188	133	13	1765	14.6
2021-22	Boeheim, Jimmy	33	1141	176	379	.464	36	95	.379	65	101	.644	65	204	6.2	52	43	55	29	3	453	13.7
2018-21	Braswell, Robert	43	393	41	103	.398	22	65	.338	24	30	.800	13	63	1.5	8	17	35	19	8	128	3.0
2017-19	Brissett, Oshae	71	2532	309	832	.373	85	277	.307	273	371	.736	157	581	8.2	95	138	154	76	56	976	13.7
2018-20	Carey, Jalen	27	328	30	82	.366	4	23	.174	26	44	.591	8	45	1.7	26	44	13	17	4	90	3.3
2021-22	Casey, Paddy	7	17	4	8	.500	1	3	.333	1	1	1.000	0	1	0.1	4	2	0	0	0	10	1.4
2013-15	Christmas, Rakeem	65	1867	279	492	.567	0	1	.000	181	253	.715	168	454	7.0	70	104	212	45	144	739	11.4
2016-19	Chukwu, Paschal	77	1779	127	187	.679	0	0	.000	101	168	.601	195	458	5.9	25	81	230	53	162	355	4.6
2013-17	Coleman, Dajuan	67	1258	127	231	.550	0	1	.000	80	133	.602	130	308	4.6	21	75	162	37	49	334	5.0
2021-22	Cordes, Arthur	5	7	1	3	.333	1	1	1.000	0	0	.000	0	1	0.2	0	1	0	0	0	3	0.6
2013-16	Cooney, Trevor	102	3596	419	1139	.368	253	730	.347	213	266	.801	54	253	2.5	193	128	133	180	9	1304	12.8
2013-14	DeRemer, Russ	4	6	0	1	.000	0	1	.000	0	0	.000	0	0	0.0	0	1	2	0	0	0	0.0
2017-21	Dolezaj, Marek	131	3813	335	630	.532	14	47	.298	276	368	.750	227	649	5.0	290	199	380	141	95	960	7.3
2015-17	Dourdas, Evan	6	6	0	0	.000	0	0	.000	0	0	.000	0	0	0.0	0	1	1	0	0	0	0.0
2019-22	Edwards, Jesse	63	974	145	214	.678	0	0	.000	83	135	.610	86	238	3.8	25	42	141	37	85	373	5.9
2013-14	Ennis, Tyler	34	1215	148	360	.411	30	85	.353	114	149	.765	27	115	3.4	188	58	69	72	6	440	12.9
2013-14	Fair, C.J.	34	1284	217	506	.429	24	87	.276	103	142	.725	59	219	6.4	42	85	71	43	27	561	16.5
2016-19	Featherston, Ray	10	11	1	2	.500	1	2	.500	0	0	.000	0	0	0.0	1	1	0	0	0	3	0.3
2015-19	Feldman, Ky	20	27	4	9	.444	2	7	.286	0	0	.000	1	5	0.3	2	0	0	1	0	10	0.5
2020-22	Feldman, Shane	3	3	0	0	.000	0	0	.000	0	0	.000	0	1	0.3	0	0	0	0	0	0	0.0
2019-21	Giancola, Nick	6	7	0	0	.000	0	0	.000	0	0	.000	0	1	0.2	0	0	0	0	0	0	0.0
2016-17	Gillon, John	34	1015	105	256	.410	54	129	.419	93	108	.861	13	63	1.9	184	72	52	49	1	357	10.5
2013-16	Gbinije, Michael	101	2950	398	880	.452	155	401	.387	193	306	.631	96	361	3.6	308	186	238	152	30	1144	11.3
2021-22	Giancola, Nick	6	6	0	0	.000	0	0	.000	0	0	.000	0	3	0.5	0	1	0	0	0	0	0.0
2019-22	Girard, Joseph III	93	2959	356	972	.366	209	587	.356	205	237	.865	22	270	2.9	350	139	123	139	6	1126	12.1

2019-20	Goodine, Brycen	23	201	15	50	.300	3	23	.130	11	14	.786	6	24	1.0	16	17	17	11	2	44	1.9
2013-14	Grant, Jerami	32	1005	133	268	.496	0	5	.000	120	178	.674	78	217	6.8	44	37	75	26	18	386	12.1
2020-21	Griffin, Alan	28	819	132	306	.431	56	155	.361	52	58	.897	45	163	5.8	50	58	54	33	46	372	13.3
2019-21	Guerrier, Quincy	60	1572	223	451	.494	26	98	.266	131	205	.639	134	406	6.8	42	73	161	38	57	603	10.1
2013-14	Hart, Nolan	4	4	0	3	.000	0	3	.000	1	2	.500	1	2	0.5	1	0	0	0	0	1	0.3
2017-18	Herlihy, Patrick	4	4	1	2	.500	0	0	.000	0	0	.000	0	1	0.3	0	0	1	0	0	2	0.5
2015-19	Howard, Franklin	131	3069	342	941	.363	138	439	.314	170	249	.683	57	284	2.2	435	270	255	166	23	992	7.6
2018-20	Hughes, Elijah	66	2283	353	834	.423	165	465	.355	204	259	.788	37	306	4.6	159	136	130	79	53	1075	16.3
2013-15	Johnson, B.J.	35	421	41	138	.297	18	77	.234	18	25	.720	29	88	2.5	14	21	32	15	8	118	3.4
2014-16	Joseph, Kaleb	50	961	73	209	.349	9	48	.188	45	62	.726	19	78	1.6	130	78	58	36	5	200	4.0
2019-22	LaValle, Kris	11	13	3	6	.500	0	0	.000	0	0	.000	1	1	0.1	5	2	0	1	0	6	0.5
2015-17	Lydon, Tyler	71	2349	278	584	.476	98	245	.400	169	209	.809	145	527	7.4	111	106	185	77	117	823	11.6
2014-15	McCullough, Chris	16	450	54	113	.478	1	1	1.000	40	71	.563	36	110	6.9	18	35	41	27	33	149	9.3
2013-14	Moussa Keita, Baye	32	497	24	48	.500	0	0	.000	10	18	.556	69	123	3.8	10	24	78	12	30	58	1.8
2017-18	Moyer, Matthew	35	587	45	85	.529	1	9	.111	22	41	.537	38	120	3.4	16	25	52	13	11	113	3.2
2013-14	Nassar, Albert	4	6	0	3	.000	0	1	.000	0	0	.000	2	4	1.0	0	0	1	0	0	0	0.0
2020-21	Newton, Woody	11	87	13	28	.464	7	18	.389	5	8	.625	2	20	1.8	1	4	9	3	3	38	3.5
2014-16	Oboko, Chinonso	24	156	9	14	.643	0	0	.000	4	11	.364	15	40	1.7	4	4	40	6	9	22	0.9
2020-22	Owens, Chaz	8	13	2	2	1.000	0	0	.000	0	1	.000	0	2	0.3	1	0	1	0	0	4	0.5
2014-15	Patterson, Ron	39	458	42	128	.328	15	71	.211	4	17	.235	15	33	0.8	54	18	36	24	4	103	2.6
2018-20	Paul, Brendan	16	17	1	5	.200	1	5	.200	0	0	.000	0	1	0.1	0	0	0	0	0	3	0.2
2015-17	Radner, Jonathan	5	7	0	3	.000	0	2	.000	0	0	.000	0	2	0.4	2	1	0	0	0	0	0.0
2015-16	Richardson, Malachi	37	1272	152	412	.369	79	224	.353	113	157	.720	19	158	4.3	77	79	91	43	10	496	13.4
2020-21	Richmond, Kadary	28	589	63	139	.453	7	21	.333	44	61	.721	18	74	2.6	86	44	38	46	14	177	6.1
2013-17	Roberson, Tyler	119	2797	317	647	.490	0	10	.000	145	252	.575	307	721	6.1	130	134	228	75	73	779	6.5
2021-22	Ruffin, Niko	2	2	0	1	.000	0	0	.000	0	0	.000	0	1	0.5	0	0	0	0	0	0	0.0
2014-15	Sanderson, Carter	4	4	1	4	.250	1	4	.250	0	0	.000	0	1	0.3	0	0	0	0	0	3	0.8
2017-22	Sidibe, Bourama	106	1601	146	233	.627	0	0	.000	79	159	.497	172	452	4.3	20	73	305	73	91	371	3.5
2014-17	Sutton, Mike	14	21	0	4	.000	0	4	.000	0	1	.000	1	4	0.3	2	1	0	0	1	0	0.0
2021-22	Swider, Cole	33	1136	160	364	.440	81	197	.411	58	67	.866	40	223	6.8	45	45	78	32	12	459	13.9
2016-17	Thompson, Taurean	34	607	130	238	.546	3	16	.188	49	76	.645	47	129	3.8	19	44	84	23	33	312	9.2
2017-18	Thorpe, Geno	6	86	14	38	.368	4	14	.286	4	5	.800	2	5	0.8	6	7	7	6	0	36	6.0
2021-22	Torrence, Symir	30	391	32	77	.416	3	8	.375	10	20	.500	12	47	1.6	88	26	21	13	2	77	2.6
2017-20	Washington, Howard	41	268	12	44	.273	4	26	.154	14	17	.824	2	36	0.9	35	18	8	14	1	42	1.0
2016-17	White, Andrew	34	1266	199	451	.441	112	278	.403	118	141	.837	28	158	4.6	38	56	72	55	12	628	18.5
2014-15	White, Christian	4	7	1	2	.500	1	2	.500	0	0	.000	1	3	0.8	0	1	0	0	0	3	0.8
2021-22	Williams, Benny	29	333	21	62	.339	1	11	.091	13	21	.619	12	42	1.4	6	18	24	12	7	56	1.9

VIRGINIA

Year	Name	G	MIN	FG	FGA	PCT	3PT	3PA	PCT	FT	FTA	PCT	OR	TR	AVG	AST	TO	PF	ST	BK	PTS	AVG
2020-21	Abdur-Rahim, Jabri	8	37	2	10	.200	1	7	.143	2	2	1.000	0	2	0.3	2	1	7	1	1	7	0.9
1957-60	Adkins, Paul	73	0	440	1179	.373	0	0	.000	270	372	.726	0	205	2.8	0	0	0	0	0	1150	15.8
1991-96	Alexander, Chris	105	1969	90	183	.492	0	0	.000	47	102	.461	163	385	3.7	39	69	221	34	148	227	2.2
1991-95	Alexander, Cory	85	2858	459	1075	.427	142	422	.336	226	324	.698	52	298	3.5	401	279	189	99	14	1286	15.1
1995-97	Alexander, Courtney	53	1459	289	640	.452	58	125	.464	123	161	.764	32	192	3.6	73	77	107	40	10	759	14.3
1954-55	Alexander, Don	2	0	2	0	.000	0	0	.000	0	0	.000	0	0	0.0	0	0	0	0	0	4	2.0
2006-07	Altizer, Damin	2	4	0	1	.000	0	0	.000	0	0	.000	0	1	0.5	1	1	0	0	0	0	0.0
2012-15	Anderson, Justin	98	2361	288	669	.430	97	272	.357	200	266	.752	75	341	3.5	180	125	137	60	64	873	8.9
2017-19	Anthony, Marco	35	222	18	55	.327	7	20	.350	9	15	.600	1	25	0.7	20	14	15	3	2	52	1.5
1961-64	Arritt, Fletcher	42	0	36	92	.391	0	0	.000	40	52	.769	0	32	0.8	0	0	38	0	0	112	2.7
2011-15	Atkins, Darion	123	1857	236	465	.508	0	1	.000	73	130	.000	158	422	3.4	46	89	205	56	102	545	4.4
2018-19	Badocchi, Francesco	11	28	2	4	.500	0	1	.000	1	2	.500	3	6	0.5	0	0	2	0	0	5	0.5
1969-70	Bagby, Tom	7	0	0	1	.000	0	0	.000	2	3	.667	0	3	0.4	0	1	0	0	0	2	0.3
1987-89	Bair, Brent	40	350	17	50	.340	0	0	.000	16	21	.762	22	43	1.1	6	15	46	13	3	50	1.3
2007-10	Baker, Calvin	86	1938	215	551	.390	70	215	.326	95	126	.754	34	179	2.1	204	147	143	71	10	595	8.9
2003-06	Bannister, T.J.	76	1423	68	213	.319	8	42	.190	128	166	.771	24	112	1.5	238	144	177	56	1	272	3.6
1991-95	Barnes, Yuri	127	2170	243	539	.451	1	1	1.000	156	256	.609	204	536	4.2	26	133	242	38	62	643	5.1
2012-13	Barnette, Taylor	26	248	24	51	.471	19	44	.432	0	2	.000	1	17	0.7	19	12	15	1	1	67	2.6
2010-11	Baron, Billy	17	189	15	48	.313	12	38	.316	9	13	.692	0	12	0.7	13	8	11	6	0	51	3.0
2015-18	Bartley, Justice	28	61	6	16	.375	2	7	.286	1	4	.250	3	14	0.5	2	11	7	0	1	15	0.5
1957-58	Baskerville, George	8	0	1	5	.200	0	0	.000	1	2	.500	0	1	0.1	0	0	0	0	0	3	0.4
1986-89	Batts, Bill	66	1295	151	264	.572	0	0	.000	77	130	.592	132	300	4.5	26	63	151	27	51	379	5.7
2020-22	Beekman, Reece	60	1960	157	366	.429	31	102	.304	60	79	.759	20	207	3.4	256	79	99	103	35	405	6.7
1955-56	Berndt, William	15	0	7	0	.000	0	0	.000	10	18	.556	0	0	0.0	0	0	0	0	0	24	1.6
2002-04	Billet, Todd	63	2072	224	584	.384	156	398	.392	136	164	.829	36	152	2.4	207	139	115	42	5	740	11.7
1985-87	Blanks, Lance	38	248	27	57	.474	1	4	.250	8	19	.421	7	33	0.9	20	26	33	14	0	63	1.7
1987-91	Blundin, Matt	107	2129	137	300	.457	0	8	.000	114	198	.576	205	479	4.5	85	109	208	42	18	388	3.6
1993-94	Bogosh, Mark	2	3	0	0	.000	0	0	.000	0	0	.000	0	0	0.0	0	0	1	0	1	0	0.0
1972-75	Boninti, Andy	71	1248	138	331	.417	0	0	.000	115	170	.676	0	134	1.9	134	145	98	0	0	391	5.5
1972-75	Bonner, Dan	68	1104	107	222	.482	0	0	.000	70	97	.722	0	203	3.0	99	82	129	0	0	284	4.2
2008-09	Brandenburg, John	8	26	3	5	.600	0	0	.000	2	2	1.000	1	6	0.8	0	1	5	2	3	8	1.0
1974-78	Briscoe, Tom	72	420	19	62	.306	0	0	.000	15	28	.536	0	29	0.4	37	38	60	6	0	53	0.7
2011-16	Brogdon, Malcolm	136	4157	601	1399	.430	185	507	.365	422	482	.876	82	563	4.1	335	207	250	117	31	1809	13.3
2009-13	Browman, Doug	35	159	4	10	.400	3	9	.333	2	6	.333	2	22	0.6	18	13	21	4	0	13	0.4
2001-05	Brown, Elton	121	2697	520	1057	.492	23	83	.277	293	498	.588	242	660	5.5	95	217	283	39	40	1356	11.2
2006-08	Burns, Andy	21	40	3	9	.333	1	3	.333	3	10	.300	3	10	0.4	2	3	5	0	1	10	0.4
1991-95	Burrough, Junior	129	3939	759	1691	.449	13	46	.283	439	651	.674	362	929	7.2	112	279	339	111	96	1970	15.3
1956-69	Busch, Herbert	58	0	290	639	.454	0	0	.000	304	408	.745	0	556	9.6	0	0	36	0	0	884	15.2
1956-57	Butler, John	20	0	2	4	.500	0	0	.000	2	3	.667	0	1	0.1	0	0	4	0	0	6	0.3
2002-04	Byars, Derrick	62	1297	159	349	.456	56	144	.389	60	90	.667	69	194	3.1	63	84	134	42	11	434	7.0
2019-22	Caffaro, Francisco	72	989	70	134	.522	0	0	.000	59	94	.628	74	207	2.9	10	48	119	9	17	199	2.7
2003-07	Cain, Jason	111	1950	195	411	.474	2	15	.133	157	231	.680	191	528	4.8	52	141	251	49	61	549	4.9
1962-65	Caldwell, Mac	69	0	407	918	.443	0	0	.000	199	252	.790	0	554	8.0	0	0	157	0	0	1013	14.7
1984-87	Calloway, Tom	52	1137	117	253	.462	0	0	.000	64	89	.719	0	118	2.3	74	90	117	44	3	298	5.7
2002-06	Campbell, Billy	49	265	22	55	.400	10	28	.357	8	15	.533	3	32	0.7	18	20	44	12	0	62	1.3
1982-84	Carlisle, Rick	66	1924	291	566	.514	8	12	.667	154	200	.770	0	193	2.9	193	97	120	35	8	744	11.3
1966-69	Carmichael, Norm	70	0	322	572	.563	0	0	.000	171	245	.698	0	622	8.9	0	0	0	0	0	815	11.6
1978-82	Carpenter, Dean	46	251	25	62	.403	0	0	.000	21	40	.525	0	58	1.3	7	19	41	10	2	71	1.5
1974-76	Carr, Lamont	35	391	39	97	.402	0	0	.000	29	54	.537	0	89	2.5	21	35	53	0	0	107	3.1
1967-68	Cascella, Bob	4	0	0	3	.000	0	0	.000	4	6	.667	0	2	0.5	0	0	0	0	0	4	1.0
1966-70	Case, Chip	68	0	375	885	.424	0	0	.000	240	324	.741	0	276	4.1	65	114	87	0	0	990	14.6
1953-54	Casey, Bill	27	0	75	213	.352	0	0	.000	74	100	.740	0	168	6.2	0	0	91	0	0	224	8.3
1975-79	Castellan, Steve	116	3005	337	692	.487	0	0	.000	207	293	.706	0	799	6.9	104	207	369	44	87	881	7.6
2001-05	Clark, Jason	91	1551	166	271	.613	0	0	.000	89	134	.664	152	317	3.5	41	78	213	67	112	421	4.6
2018-22	Clark, Kihei	128	4248	362	946	.383	139	399	.348	219	271	.808	45	368	2.8	540	274	176	113	7	1082	8.5
2019-22	Coleman, Chase	26	100	7	21	.333	2	9	.222	0	0	.000	0	9	0.4	4	9	10	6	0	16	0.6
1980-81	Collins, Louis	18	59	14	42	.333	0	0	.000	2	7	.286	0	11	0.6	2	3	10	3	0	30	1.7
1964-67	Connelly, Jim	73	0	540	1282	.421	0	0	.000	346	479	.722	0	428	5.9	0	0	0	0	0	1426	19.5
1961-64	Conner, Chip	68	0	456	1073	.425	0	0	.000	245	380	.645	0	551	8.1	0	0	205	0	0	1157	17.0
1953-54	Cooke, Dave	27	0	65	173	.376	0	0	.000	39	66	.591	0	105	3.9	0	0	50	0	0	169	6.3
1986-90	Cooke, Mark	51	210	26	67	.388	6	17	.353	16	29	.552	13	40	0.8	6	11	19	3	3	74	1.5
1954-57	Cooper, Jerry	80	0	343	738	.465	0	0	.000	130	207	.628	0	343	4.3	0	0	58	0	0	816	10.2
1965-66	Crackel, Jeff	14	0	5	29	.172	0	0	.000	12	15	.800	0	20	1.4	0	0	0	0	0	22	1.6
1968-69	Creason, Bill	13	0	1	5	.200	0	0	.000	6	8	.750	0	2	0.2	0	0	0	0	0	8	0.6
1979-80	Cross, Darren	12	56	8	18	.444	0	0	.000	8	11	.727	0	8	0.7	5	9	11	2	0	24	2.0
1987-91	Crotty, John	129	4174	527	1270	.415	179	517	.346	413	595	.694	68	296	2.3	683	347	287	127	17	1646	12.8
1994-98	Curtis, Mike	34	63	4	17	.235	2	8	.250	1	6	.167	2	9	0.3	4	9	15	1	0	11	0.3
1988-89	Dabbs, Brent	33	814	107	246	.435	2	12	.167	69	108	.639	79	240	7.3	30	65	70	6	6	285	8.6
1985-90	Daniel, Jeff	109	1256	47	128	.367	0	1	.000	57	94	.606	74	243	2.2	33	67	182	30	10	151	1.4
1964-65	Davis, Bob	11	0	38	118	.322	0	0	.000	24	50	.480	0	45	4.1	0	0	0	0	0	100	9.1
1958-60	Davis, Rex	10	0	3	15	.200	0	0	.000	3	6	.500	0	16	1.6	0	0	0	0	0	9	0.9

1993-97	Deane, Harold	122	4269	490	1322	.371	237	693	.342	546	700	.780	78	440	3.6	468	362	304	179	61	1763	14.5
2005-06	Deasey, Matt	6	6	0	1	.000	0	0	.000	0	0	.000	0	0	0.0	0	0	1	0	0	0	0.0
1958-61	Densmore, Walter	68	0	158	418	.378	0	0	.000	118	167	.707	0	315	4.6	0	0	72	0	0	434	6.4
1996-00	Dersch, Willie	118	2653	248	614	.404	72	259	.278	129	179	.721	78	277	2.3	204	160	212	83	26	697	5.9
1969-72	DeWitt, Frank	79	0	234	550	.425	0	0	.000	177	257	.689	0	354	4.5	73	135	184	0	0	645	8.2
2016-20	Diakite, Mamadi	134	2796	396	756	.524	28	84	.333	177	246	.720	163	554	4.1	41	137	289	63	156	997	7.4
2005-09	Diane, Mamadi	119	2921	363	892	.407	130	380	.342	166	228	.728	142	418	3.5	122	164	211	83	56	1022	8.6
1999-01	Dondon, Stephane	56	781	68	176	.386	10	40	.250	75	102	.735	66	169	3.0	25	45	107	28	10	221	3.9
1998-02	Dowling, Jason	50	117	6	27	.222	2	12	.167	6	10	.600	3	15	0.3	5	12	12	3	3	20	0.4
1971-74	Drummond, Al	79	1314	180	366	.492	0	0	.000	51	70	.729	0	138	1.7	93	84	140	0	0	411	5.2
1996-00	Ducharme, Colin	91	1524	176	333	.529	0	1	.000	120	169	.710	149	343	3.8	54	118	221	24	88	472	5.2
1984-87	Dyslin, John	55	430	28	60	.467	0	0	.000	8	26	.308	15	89	1.6	5	30	75	6	22	64	1.2
1981-84	Edelin, Kenton	97	1710	126	201	.627	1	1	1.000	66	140	.471	0	444	4.6	74	98	277	51	62	319	3.3
1966-68	Eikenby, Mike	21	0	21	48	.438	0	0	.000	21	29	.724	0	44	2.1	0	0	0	0	0	63	3.0
1961-63	Eller, John	35	0	19	49	.388	0	0	.000	13	30	.433	0	64	1.8	0	0	59	0	0	51	1.5
1994-95	Ellsworth, Percy	15	43	4	6	.667	0	0	.000	4	4	1.000	1	7	0.5	3	2	6	1	1	12	0.8
1960-63	Engel, Gene	73	0	389	877	.444	0	0	.000	293	445	.658	0	612	8.4	0	0	184	0	0	1071	14.7
1967-69	English, John	42	0	56	164	.341	0	0	.000	38	59	.644	0	61	1.5	0	0	0	0	0	150	3.6
2009-13	Evans, Jontel	120	3096	247	594	.416	13	42	.310	88	158	.557	37	247	2.1	419	224	243	149	8	595	5.0
1959-61	Farina, Louis	31	0	21	56	.375	0	0	.000	32	51	.627	0	35	1.1	0	0	0	0	0	74	2.4
1970-71	Farmer, Jim	5	0	3	6	.500	0	0	.000	0	1	.000	0	1	0.2	1	3	5	0	0	6	1.2
2007-11	Farrakhan, Mustapha	103	1941	234	620	.377	89	267	.333	170	219	.776	30	171	1.7	135	144	119	43	19	727	7.1
1960-63	Flamm, Gene	70	0	68	217	.313	0	0	.000	77	120	.642	0	220	3.1	0	0	173	0	0	213	3.0
1988-91	Floriani, Bernie	11	22	4	4	1.000	0	0	.000	4	4	1.000	0	2	0.2	3	2	2	0	1	12	1.1
2003-05	Forbes, Gary	60	1375	201	448	.449	36	125	.288	73	134	.545	82	241	4.0	71	110	145	48	47	511	8.5
1989-91	Ford, Blair	13	43	2	11	.182	1	9	.111	5	12	.417	2	5	0.4	6	2	3	3	0	10	0.8
2004-06	Forkin, Mike	15	29	2	5	.400	1	1	1.000	5	6	.833	2	5	0.3	1	1	3	0	0	10	0.7
2021-22	Franklin, Armaan	35	1031	140	357	.392	53	179	.296	57	75	.760	11	97	2.8	49	43	71	35	9	390	11.1
2013-15	Frazier, Maleek	22	40	1	6	.167	0	1	.000	0	1	.000	0	6	0.3	2	6	4	1	1	2	0.1
1999-01	Friel, Keith	59	879	127	315	.403	107	254	.421	55	61	.902	7	56	0.9	32	25	82	21	4	416	7.1
1968-69	Fulton, Bill	22	0	29	68	.426	0	0	.000	18	28	.643	0	45	2.0	0	0	0	0	0	76	3.5
1975-79	Fulton, Otis	77	1510	159	321	.495	0	0	.000	67	97	.691	0	345	4.5	38	98	142	5	21	385	5.0
1953-54	Gamble, Charlie	26	0	62	158	.392	0	0	.000	80	128	.625	0	192	7.4	0	0	76	0	0	204	7.8
2021-22	Gardner, Jayden	35	1144	219	437	.590	3	14	.214	96	121	.793	80	223	6.4	50	52	74	18	13	537	15.3
1978-81	Gates, Terry	96	1829	90	173	.520	0	0	.000	107	172	.622	0	257	2.7	69	83	235	31	2	287	3.0
1988-89	Gates, Todd	2	1	0	2	.000	0	1	.000	0	1	.000	0	0	0.0	0	0	0	0	0	0	0.0
1954-55	Genovese, Anthony	7	0	1	0	.000	0	0	.000	3	6	.500	0	0	0.0	0	0	0	0	0	5	0.7
1972-74	Gerard, Gus	52	1557	388	819	.474	0	0	.000	155	219	.708	0	481	9.3	69	139	183	0	0	931	17.9
1968-71	Gerry, Bill	75	0	322	619	.520	0	0	.000	291	405	.719	0	598	8.0	60	155	147	0	0	935	12.5
1970-73	Gerry, Larry	31	36	11	34	.324	0	0	.000	17	25	.680	0	14	0.5	4	10	16	0	0	39	1.3
1966-69	Gidding, John	45	0	157	293	.536	0	0	.000	104	162	.642	0	331	7.4	0	0	0	0	0	418	9.3
2013-16	Gill, Anthony	108	2629	442	759	.582	2	3	.667	336	490	.686	231	595	5.5	73	122	236	64	57	1222	11.3
2001-02	Gladstone, Bret	6	16	2	4	.500	1	3	.333	5	5	1.000	0	0	0.0	3	2	5	0	0	10	1.7
1962-66	Goble, Kenneth	56	0	114	234	.487	0	0	.000	58	84	.690	0	124	2.2	0	0	35	0	0	286	5.1
1972-73	Graham, Spencer	10	25	4	6	.667	0	0	.000	1	4	.250	0	6	0.6	1	3	4	0	0	9	0.9
1953-54	Grattan, George	19	0	5	27	.185	0	0	.000	5	16	.313	0	23	1.2	0	0	14	0	0	15	0.8
1991-94	Graves, Bobby	17	20	2	9	.222	0	2	.000	0	4	.000	5	5	0.3	0	1	3	0	0	4	0.2
1961-63	Greenberg, Michael	33	0	50	119	.420	0	0	.000	33	41	.805	0	68	2.7	0	0	87	0	0	133	4.0
2016-18	Gross, Trevon	21	53	3	15	.200	1	9	.111	0	3	.000	4	9	0.4	5	5	6	3	0	7	0.3
1954-55	Gunderman, Bob	24	0	10	22	.455	0	0	.000	13	34	.382	0	0	0.0	0	0	0	0	0	33	1.4
2016-19	Guy, Kyle	106	3080	466	1075	.433	254	597	.425	137	170	.806	45	317	3.0	173	116	156	74	8	1323	12.5
1998-02	Hall, Adam	108	2892	417	905	.461	89	298	.299	181	311	.582	238	524	4.9	148	235	314	157	19	1104	10.2
2014-18	Hall, Devon	128	3075	305	728	.419	115	296	.389	159	197	.807	44	407	3.2	264	115	183	73	20	884	6.9
1997-01	Hand, Donald	120	3636	443	1203	.368	156	517	.302	444	568	.782	74	390	3.3	529	385	379	179	5	1486	12.4
1957-60	Haner, John	63	0	272	674	.404	0	0	.000	73	117	.624	0	209	3.3	0	0	0	0	0	617	9.8
1960-61	Hansen, Albert	1	0	0	0	.000	0	0	.000	0	0	.000	0	0	0.0	0	0	0	0	0	0	0.0
1998-99	Harbour, Raleigh	13	52	3	7	.429	0	0	.000	3	6	.500	5	10	0.8	2	2	12	1	0	9	0.7
1954-57	Hardy, Bob	56	0	260	666	.390	0	0	.000	220	307	.717	0	182	3.4	0	0	67	0	0	740	13.2
1998-01	Hare, Josh	55	455	32	68	.471	11	28	.393	15	27	.556	16	71	1.3	44	22	50	24	1	90	1.6
2001-03	Harper, Jermaine	56	862	91	219	.416	32	105	.305	61	81	.753	20	83	1.5	43	48	82	23	7	275	4.9
2002-03	Harrell-Edge, Greg	3	3	0	0	.000	0	0	.000	0	0	.000	0	0	0.0	0	0	0	1	0	0	0.0
2010-12	Harrell, K.T.	42	897	108	269	.401	28	78	.359	57	87	.655	20	75	1.8	36	40	58	14	7	301	7.2
2010-14	Harris, Joe	135	4084	568	1276	.445	263	646	.407	299	414	.722	116	509	3.8	254	213	307	116	48	1698	12.6
2006-08	Harris, Will	47	579	59	156	.378	13	45	.289	25	39	.641	53	141	3.0	16	43	60	9	9	156	3.3
1966-67	Harvey, Sam	13	0	11	36	.306	0	0	.000	2	6	.333	0	6	0.5	0	0	0	0	0	24	1.8
1960-62	Hasbrouck, John	39	0	137	382	.359	0	0	.000	67	92	.728	0	51	1.3	0	0	70	0	0	341	8.7
2020-21	Hauser, Sam	25	859	147	292	.503	63	151	.417	43	48	.896	21	170	6.8	45	26	39	14	10	400	16.0
1989-90	Havey, Jon	2	2	0	1	.000	0	0	.000	2	2	1.000	0	0	0.0	0	2	0	0	0	2	1.0
1990-94	Havlicek, Chris	71	346	20	74	.270	2	29	.069	15	22	.682	12	33	0.5	22	26	30	5	1	57	0.8
1977-79	Hicks, Tommy	44	616	30	80	.375	0	0	.000	40	59	.678	0	39	0.9	112	108	64	34	0	100	2.3
1955-57	Hickson, Bob	16	0	1	1	1.000	0	0	.000	0	0	.000	0	0	0.0	0	0	1	0	0	2	0.1
1968-71	Hill, John	42	0	28	96	.292	0	0	.000	24	39	.615	0	26	0.6	20	25	40	0	0	80	1.9
1964-66	Hilsmier, Dale	14	0	20	59	.339	0	0	.000	24	31	.774	0	41	2.9	0	0	0	0	0	64	4.6
1970-73	Hobgood, Jim	78	750	311	649	.479	0	0	.000	117	159	.736	0	340	4.4	81	99	128	0	0	739	9.5
1955-56	Hockersmith, Tom	14	0	2	0	.000	0	0	.000	7	11	.636	0	0	0.0	0	0	0	0	0	11	0.8
2017-21	Huff, Jay	101	1848	307	522	.588	64	166	.386	93	137	.679	125	459	4.5	60	86	201	33	166	771	7.6
2017-19	Hunter, De'Andre	71	1891	309	607	.509	67	160	.413	197	255	.773	90	310	4.4	111	83	136	41	35	882	12.4
1996-99	Hunter, Kris	69	1145	85	208	.409	0	0	.000	58	98	.592	101	244	3.5	29	44	85	14	126	228	3.3
1974-78	Iavaroni, Marc	110	3267	458	934	.490	0	0	.000	328	481	.682	0	718	6.5	107	296	361	32	24	1244	11.3
1959-61	Jackey, Bill	29	0	29	8	.000	0	0	.000	13	25	.520	0	4	0.1	0	0	0	0	0	71	2.4
1960-63	Jarvis, Steven	62	0	50	125	.400	0	0	.000	35	63	.556	0	60	1.0	0	0	36	0	0	135	2.2
1976-80	Jefferson, Garland	96	948	159	344	.462	0	0	.000	77	93	.828	0	155	1.6	36	51	97	22	7	395	4.1
1989-93	Jeffries, Ted	129	3547	331	677	.489	1	3	.333	158	256	.617	221	787	6.1	150	184	330	64	82	821	6.4
2001-03	Jenifer, Keith	48	1220	77	216	.356	12	44	.273	56	96	.583	21	125	2.6	184	112	144	44	4	222	4.6
1953-58	Jenkins, Larry	7	0	2	9	.222	0	0	.000	13	18	.722	0	6	0.9	0	0	10	0	0	17	2.4
2016-19	Jerome, Ty	105	2775	363	835	.435	166	424	.392	119	151	.788	29	317	3.0	384	145	202	127	4	1011	9.6
2011-13	Jesperson, Paul	56	1120	69	201	.343	47	139	.339	11	14	.786	7	95	1.7	35	42	74	21	1	196	3.5
1966-67	Johnson, Charlie	2	0	0	1	.000	0	0	.000	0	0	.000	0	0	0.0	0	0	0	0	0	0	0.0
1990-92	Johnson, Derrick	30	216	14	36	.389	1	11	.091	4	7	.571	8	15	0.5	24	21	21	14	1	33	1.1
2011-12	Johnson, James	6	37	0	3	.000	0	0	.000	9	16	.000	2	8	1.3	2	3	8	0	0	9	1.5
1984-88	Johnson, John	108	2915	360	799	.451	28	73	.384	247	328	.753	30	209	1.9	426	218	139	75	6	995	9.2
1981-85	Johnson, Kenny	56	379	35	102	.343	0	0	.000	24	46	.522	0	23	0.4	33	34	39	14	0	94	1.7
2017-18	Johnson, Nigel	31	512	56	145	.380	16	49	.327	23	38	.605	2	49	1.6	50	24	17	23	1	151	4.9
1995-96	Johnson, Scott	19	272	25	59	.424	5	17	.294	14	19	.737	30	55	2.9	7	15	38	1	5	69	3.6
1961-64	Johnson, Tom	9	0	0	5	.000	0	0	.000	3	5	.600	0	0	0.0	0	0	6	0	0	3	0.3
1978-82	Jones, Jeff	129	3939	324	621	.522	0	0	.000	202	272	.743	0	301	2.3	598	280	266	189	12	850	6.6
2007-10	Jones, Jeff	90	1554	186	491	.379	83	236	.352	100	130	.769	28	148	1.6	54	68	94	38	9	555	6.2
2013-17	Jones, Jeff	35	70	4	14	.286	1	7	.143	1	3	.333	4	12	0.3	1	5	10	2	1	10	0.3
2012-14	Jones, Teven	59	530	31	96	.323	11	37	.297	28	43	.651	3	26	0.4	42	28	61	18	2	101	1.7
1960-61	Jones, Timothy	2	0	0	0	.000	0	0	.000	0	0	.000	0	0	0.0	0	0	0	0	0	0	0.0
2009-10	Jonke, Tom	6	12	0	1	.000	0	1	.000	0	0	.000	0	2	0.3	0	2	0	1	0	0	0.0
2004-08	Joseph, Adrian	117	2673	346	826	.419	158	452	.350	81	109	.743	127	459	3.9	83	124	149	53	41	931	8.0
1967-68	Joyce, Tom	12	0	10	36	.278	0	0	.000	1	11	.091	0	10	0.8	0	0	0	0	0	21	1.8
1965-68	Katos, Mike	72	0	458	1048	.437	0	0	.000	262	345	.759	0	511	7.1	0	0	0	0	0	1178	16.4
2017-21	Katstra, Austin	27	57	9	23	.391	4	15	.267	1	2	.500	0	17	0.6	3	2	6	1	1	23	0.8
1987-91	Katstra, Dirk	67	368	33	101	.327	14	56	.250	11	25	.440	14	47	0.7	23	27	47	6	3	91	1.4
1961-64	Katstra, Richard	56	0	122	311	.392	0	0	.000	81	143	.566	0	276	4.9	0	0	130	0	0	325	5.8
1985-87	Kennedy, Drew	61	1883	301	525	.573	0	1	.000	187	251	.745	94	389	6.4	50	87	157	57	20	789	12.9
1984-88	Kennedy, Mel	115	3386	571	1159	.493	40	107	.374	233	311	.749	93	535	4.7	149	193	280	55	35	1415	12.3
1968-71	Kennelly, Kevin	55	0	88	244	.361	0	0	.000	98	123	.797	0	105	1.9	76	99	44	0	0	274	5.0
2018-20	Kersey, Grant	11	19	4	4	1.000	2	2	1.000	5	5	1.000	2	3	0.3	1	2	0	2	0	15	1.4
2018-20	Key, Braxton	65	1660	175	403	.434	30	125	.240	101	156	.647	95	399	6.1	86	76	66	67	37	481	7.6

1967-69	Kinn, Tony	50	0	326	768	.424	0	0	.000	94	136	.691	0	120	2.4	0	0	0	0	0	746	14.9
1989-91	Kirby, Terry	29	227	34	82	.415	9	32	.281	5	14	.357	13	30	1.0	12	19	30	17	2	82	2.8
2012-16	Kirven, Caid	43	77	5	13	.385	1	3	.333	0	0	.000	4	12	0.3	0	6	5	0	0	11	0.3
1977-81	Klein, Jeff	59	445	36	83	.434	0	0	.000	34	48	.708	0	59	1.0	41	34	49	24	3	106	1.8
1953-54	Knowles, Eddie	8	0	0	4	.000	0	0	.000	3	3	1.000	0	4	0.5	0	0	4	0	0	3	0.4
2009-10	Kody, Tom	4	8	0	2	.000	0	0	.000	0	0	.000	1	1	0.3	1	1	1	1	0	0	0.0
1974-78	Koesters, Dave	107	2208	254	605	.420	0	0	.000	166	214	.776	0	160	1.5	137	173	245	38	2	674	6.3
1966-68	Koval, Barry	34	0	28	78	.359	0	0	.000	44	64	.688	0	55	1.6	0	0	0	0	0	100	2.9
1957-61	Lambert, Ward	9	0	0	1	.000	0	0	.000	4	10	.400	0	2	0.5	0	0	0	0	0	4	0.4
1961-64	Lambiotte, Jay	57	0	100	237	.422	0	0	.000	63	93	.677	0	143	2.5	0	0	90	0	0	263	4.6
1982-84	Lambiotte, Ken	25	183	30	55	.545	0	6	.000	17	25	.680	0	29	1.2	12	17	15	3	2	77	3.1
1977-81	Lamp, Jeff	123	4231	841	1710	.492	0	0	.000	635	748	.849	0	515	4.2	250	350	256	109	12	2317	18.8
2008-10	Landesberg, Sylven	55	1825	316	719	.439	39	111	.351	259	323	.802	84	301	5.5	155	138	106	49	11	930	16.9
1973-77	Langloh, Billy	108	3080	470	1009	.466	0	0	.000	300	417	.719	0	315	2.9	286	298	269	42	4	1240	11.5
1959-62	Laquintano, Anthony	73	0	493	1413	.349	0	0	.000	277	393	.705	0	249	3.4	0	0	128	0	0	1263	17.3
1979-81	Lattimore, Lewis	54	342	43	94	.457	0	0	.000	35	63	.556	0	93	1.7	4	26	74	4	5	121	2.2
1966-68	Laws, Gary	43	0	47	93	.505	0	0	.000	25	46	.543	0	61	1.4	0	0	0	0	0	119	2.8
1998-00	Lemcke, Cade	36	144	13	28	.464	8	19	.421	3	5	.600	5	14	0.4	6	8	16	2	1	37	1.0
1965-66	Lettice, Jack	15	0	14	47	.298	0	0	.000	5	8	.625	0	28	1.9	0	0	0	0	0	33	2.2
1998-99	Lloyd, Brandon	8	12	1	1	1.000	0	0	.000	3	4	.750	0	2	0.3	1	0	1	0	1	5	0.6
2002-04	Lodge, Robert	8	9	0	1	.000	0	1	.000	2	2	1.000	0	1	0.1	1	0	1	0	0	2	0.3
1953-55	Lotts, Dick	49	0	44	102	.431	0	0	.000	33	51	.647	0	23	1.2	0	0	20	0	0	121	2.5
1997-01	Lyons, Greg	27	45	11	24	.458	10	22	.455	4	4	1.000	1	3	0.1	5	4	1	3	0	36	1.3
1978-79	MacBeth, Peter	7	21	2	5	.400	0	0	.000	1	5	.200	0	4	0.6	0	5	6	0	0	5	0.7
1999-04	Mapp, Majestic	73	1066	79	264	.299	32	120	.267	57	95	.600	16	70	1.0	120	96	39	31	1	247	3.4
1996-98	Marcaccini, Monte	52	637	32	101	.317	15	57	.263	17	37	.459	44	135	2.6	37	39	84	14	6	96	1.8
1998-99	Martin, Marcus	9	14	1	8	.125	0	1	.000	1	2	.500	2	4	0.4	1	1	1	1	3	3	0.3
1984-88	Martin, Tim	40	286	32	71	.451	0	0	.000	14	23	.609	31	71	1.8	10	18	28	8	5	78	2.0
1999-02	Mason, Roger	89	2634	388	889	.436	137	365	.375	318	366	.869	66	269	3.0	230	195	209	90	33	1231	13.8
2000-02	Mathis, J.C.	57	814	92	212	.434	3	8	.375	49	100	.490	81	175	3.1	31	68	104	11	26	236	4.1
1996-98	McAndrew, Craig	26	218	2	15	.133	0	0	.000	5	14	.357	10	32	1.2	13	16	48	2	1	9	0.3
1969-72	McCandlish, Scott	79	0	400	892	.448	0	0	.000	226	330	.685	0	761	9.6	99	114	247	0	0	1026	13.0
1953-56	McCarty, Bob	83	0	643	1353	.475	0	0	.000	339	446	.760	0	327	6.1	0	0	69	0	0	1625	19.6
2020-22	McCorkle, Carson	24	101	10	29	.345	6	20	.300	0	0	.000	2	12	0.5	9	5	8	2	2	26	1.1
2006-07	McCormick, Bob	3	6	0	0	.000	0	0	.000	2	4	.500	1	1	0.3	0	0	0	0	0	2	0.7
1971-72	McCurdy, Bob	20	0	31	52	.596	0	0	.000	22	30	.733	0	44	2.2	3	23	39	0	0	84	4.2
2021-22	McGahren, Chris	2	3	0	1	.000	0	1	.000	0	0	.000	0	0	0.0	0	0	0	0	0	0	0.0
1990-91	McGowan, Taylor	1	2	0	1	.000	0	0	.000	0	0	.000	0	0	0.0	0	0	0	0	0	0	0.0
1971-74	McKeag, Bob	74	1113	185	395	.468	0	0	.000	78	122	.639	0	271	3.7	98	120	157	0	0	448	6.1
1958-59	McKenzie, Jay	10	0	55	153	.359	0	0	.000	43	57	.754	0	26	2.6	0	0	0	0	0	153	15.3
2019-21	McKoy, Justin	33	316	33	71	.465	3	9	.333	12	16	.750	22	77	2.3	11	13	29	5	1	81	2.4
1994-98	McLaughlin, Peter	42	134	4	13	.308	3	9	.333	6	9	.667	2	13	0.3	13	16	10	1	0	17	0.4
1954-55	McLaughlin, Tucker	17	0	1	0	.000	0	0	.000	10	24	.417	0	0	0.0	0	0	0	0	0	12	0.7
1981-85	Merrifield, Dan	114	1313	125	276	.453	0	2	.000	61	102	.598	0	213	1.9	72	96	186	27	3	311	2.7
1986-87	Metcalf, Rob	13	29	1	3	.333	1	3	.333	2	6	.333	0	5	0.4	0	0	3	0	0	5	0.4
1995-98	Metheney, Chase	67	624	55	98	.561	0	0	.000	36	50	.720	62	171	2.6	19	61	126	13	67	146	2.2
1956-59	Metzger, Bill	73	0	221	568	.389	0	0	.000	199	270	.737	0	430	5.9	0	0	52	0	0	641	8.8
1962-65	Meyer, Bernard	60	0	119	322	.370	0	0	.000	69	109	.633	0	125	2.1	0	0	51	0	0	307	5.1
2006-10	Meyinsse, Jerome	89	1127	104	183	.568	0	0	.000	91	134	.679	79	223	2.5	15	36	149	16	35	299	3.4
1957-60	Michelson, Bruce	23	0	14	38	.368	0	0	.000	13	19	.684	0	25	1.1	0	0	0	0	0	41	1.8
1953-54	Middleton, John	22	0	11	24	.458	0	0	.000	8	11	.727	0	34	1.5	0	0	26	0	0	30	1.4
2021-22	Milicic Jr., Igor	16	100	11	29	.379	8	22	.364	3	6	.500	3	15	0.9	3	3	2	4	5	33	2.1
1954-57	Miller, Bill	70	0	343	929	.369	0	0	.000	34	363	.725	0	136	3.3	0	0	58	0	0	949	13.6
1969-72	Miller, Chip	74	0	121	279	.434	0	0	.000	49	65	.754	0	118	1.6	80	82	99	0	0	291	3.9
1981-85	Miller, Jim	132	3142	474	950	.499	1	2	.500	269	365	.737	0	474	3.6	92	201	309	47	25	1218	9.2
1959-62	Miller, Ronald	66	0	153	410	.373	0	0	.000	103	172	.599	0	246	3.7	0	0	125	0	0	409	6.2
2003-05	Minter, Donte	49	439	78	143	.545	0	0	.000	40	55	.727	30	89	1.8	7	26	53	20	23	196	4.0
2010-14	Mitchell, Akil	133	3164	361	695	.519	1	11	.091	189	331	.571	227	798	6.0	17	155	266	113	51	912	6.9
2011-12	Mitchell, Angus	4	6	0	0	.000	0	0	.000	0	0	.000	0	0	0.0	0	0	0	0	1	0	0.0
1955-56	Mitchell, Glen	16	0	6	0	.000	0	0	.000	13	18	.722	0	0	0.0	0	0	0	0	0	25	1.6
1992-93	Mitchell, Rock	10	10	0	5	.000	0	1	.000	1	2	.500	1	3	0.3	1	1	0	0	0	1	0.1
1975-76	Moore, Kevin	2	31	4	11	.364	0	0	.000	2	3	.667	0	4	2.0	0	0	3	0	0	10	5.0
1968-70	Morahan, Joe	7	0	0	1	.000	0	0	.000	0	0	.000	0	3	0.4	0	1	2	0	0	0	0.0
1985-89	Morgan, Richard	124	3286	605	1410	.429	132	375	.352	198	247	.802	82	396	3.2	279	195	209	160	19	1540	12.4
1973-75	Morningstar, Ray	8	22	2	6	.333	0	0	.000	2	5	.400	0	10	1.3	0	5	2	0	0	6	0.8
1953-55	Morris, Bill	19	0	8	14	.571	0	0	.000	3	6	.500	0	4	0.3	0	0	16	0	0	19	1.0
1971-74	Morris, Steve	79	741	94	215	.437	0	0	.000	69	97	.711	0	52	0.7	95	99	137	0	0	257	3.3
2019-21	Morsell, Casey	53	995	88	272	.324	25	123	.203	19	25	.760	14	82	1.5	36	39	73	26	11	220	4.1
1957-60	Mortell, Bob	72	0	177	439	.403	0	0	.000	167	258	.647	0	600	8.3	0	0	0	0	0	521	7.2
1955-56	Moyer, James	5	0	0	0	.000	0	0	.000	0	0	.000	0	0	0.0	0	0	0	0	0	0	0.0
1981-85	Mullen, Tim	127	2553	324	677	.479	13	35	.371	166	210	.790	0	227	1.8	173	167	237	75	13	814	6.4
2020-21	Murphy III, Trey	25	738	96	191	.503	52	120	.433	38	41	.927	15	85	3.4	30	19	49	20	11	282	11.3
2021-22	Murray, Taine	19	143	13	33	.394	8	23	.348	4	8	.500	6	17	0.9	2	4	14	2	1	38	2.0
2003-05	Nacey, Hank	7	7	1	3	.333	0	0	.000	0	2	.000	2	4	0.6	0	0	2	1	0	2	0.3
1965-67	Naponick, John	44	0	116	273	.425	0	0	.000	50	83	.602	0	268	6.1	0	0	0	0	0	282	6.4
1976-77	Napper, William	21	396	61	147	.415	0	0	.000	6	12	.500	0	22	1.0	19	53	48	12	3	128	6.1
1955-58	Nelligan, Wistar	67	0	60	165	.364	0	0	.000	109	169	.645	0	155	2.3	0	0	14	0	0	229	3.4
1979-83	Newburg, Doug	67	301	21	66	.318	3	4	.750	30	56	.536	0	39	0.6	35	41	42	16	2	75	1.1
1973-77	Newlen, Mark	68	601	69	133	.519	0	0	.000	74	95	.779	0	96	1.4	39	50	61	10	1	212	3.1
2016-17	Nichols, Austin	1	16	4	7	.571	0	1	.000	3	3	1.000	0	3	3.0	0	0	3	0	0	11	11.0
1988-89	Nichols, Matt	2	1	0	0	.000	0	0	.000	0	0	.000	0	0	0.0	0	0	0	0	0	0	0.0
2018-22	Nixon, Jayden	24	69	4	13	.308	0	4	.000	2	4	.500	4	12	0.5	1	6	12	2	2	10	0.4
2006-07	Noel, David	2	1	0	1	.000	0	1	.000	0	0	.000	0	1	0.5	0	0	0	0	0	0	0.0
1994-98	Nolan, Norman	121	3007	544	1116	.487	0	3	.000	233	390	.597	305	765	6.3	79	215	284	43	46	1321	10.9
2012-16	Nolte, Evan	134	1880	149	382	.390	92	274	.336	61	85	.718	43	188	1.4	79	56	177	61	30	451	3.4
1955-58	O'Bryan, Mike	15	0	5	9	.556	0	0	.000	0	1	.000	0	5	0.3	0	0	0	0	0	10	0.7
1988-92	Oliver, Anthony	121	2421	367	845	.434	24	70	.343	100	144	.694	82	284	2.3	140	143	258	113	15	858	7.1
1976-80	Owens, Mike	108	2720	369	740	.499	0	0	.000	180	244	.738	0	480	4.4	92	129	258	59	15	918	8.5
2019-20	Palumbo, Matt	1	2	0	1	.000	0	0	.000	0	0	.000	0	0	0.0	0	0	0	0	0	0	0.0
1990-94	Parker, Cornel	126	3342	298	747	.399	56	208	.269	221	342	.646	236	566	4.5	313	245	316	92	54	873	6.9
1970-73	Parkhill, Barry	79	845	549	1284	.428	0	0	.000	339	426	.796	0	323	4.1	369	272	266	0	0	1437	18.2
1953-56	Pearre, Austin	73	0	144	319	.451	0	0	.000	158	228	.693	0	360	6.7	0	0	85	0	0	446	6.1
2013-17	Perrantes, London	138	4425	397	981	.405	211	516	.409	220	271	.812	40	372	2.7	569	211	182	120	16	1225	8.9
1976-77	Perry, Joe	1	6	3	3	1.000	0	0	.000	0	2	.000	0	2	2.0	0	1	0	0	1	6	6.0
2006-08	Pettinella, Ryan	53	641	62	97	.639	0	0	.000	18	72	.250	69	139	2.6	6	28	127	6	6	142	2.7
2020-22	Poindexter, Malachi	22	124	8	18	.444	3	10	.300	0	0	.000	1	10	0.4	7	3	9	0	0	19	0.9
1983-86	Polynice, Olden	95	3035	442	765	.578	0	0	.000	267	436	.612	0	667	7.0	52	220	223	25	86	1151	12.1
1993-94	Powell, Mike	19	102	8	34	.235	0	7	.000	14	18	.778	2	13	0.7	10	21	24	6	1	30	1.6
1995-96	Presley, Darryl	10	47	2	13	.154	0	1	.000	2	4	.500	8	17	1.7	2	5	11	0	1	6	0.6
1987-88	Price, Ron	9	19	1	6	.167	0	3	.000	4	5	.800	1	1	0.1	0	2	4	2	0	6	0.7
1966-67	Quinn, John	9	0	20	65	.308	0	0	.000	11	17	.647	0	17	1.9	0	0	0	0	0	51	5.7
1977-81	Raker, Lee	111	3072	560	1114	.503	0	0	.000	303	389	.779	0	342	3.1	160	197	327	98	9	1423	12.8
1955-56	Randle, Sonny	7	0	0	0	.000	0	0	.000	0	0	.000	0	0	0.0	0	0	0	0	0	0	0.0
1969-72	Rash, Tim	78	0	274	597	.459	0	0	.000	119	153	.778	0	157	2.0	158	185	174	0	0	667	8.6
2004-05	Ravenell, Tryshan	2	4	0	0	.000	0	0	.000	0	0	.000	0	0	0.0	0	0	0	1	0	0	0.0
1965-69	Reams, Buddy	55	0	212	477	.444	0	0	.000	78	125	.624	0	399	7.3	0	0	0	0	0	502	9.1
2003-04	Redd, Vince	1	1	0	0	.000	0	0	.000	0	0	.000	0	0	0.0	0	0	0	0	1	0	0.0
2010-11	Regan, Will	20	132	11	26	.423	1	4	.250	2	5	.400	8	18	0.9	0	6	9	2	6	25	1.3
2015-17	Reuter, Jarred	58	465	67	123	.545	0	0	.000	27	35	.771	36	94	1.6	25	33	68	8	2	161	2.8
2003-07	Reynolds, J.R.	120	3681	530	1292	.410	221	610	.362	402	501	.802	79	343	2.9	317	263	300	101	13	1683	14.0

1961-62	Robertson, Robert	1	0	1	0	.000	0	0	.000	0	0	.000	0	0	0.0	0	0	0	0	0	2	2.0
1979-83	Robinson, Craig	129	2587	335	712	.471	0	1	.000	218	319	.683	0	591	4.6	88	204	236	49	47	888	6.9
1993-97	Robinson, Jamal	122	2571	301	734	.410	43	159	.270	129	204	.632	155	481	3.9	200	153	250	68	28	774	6.3
1963-64	Rockelein, Whitey	16	0	4	14	.286	0	0	.000	6	10	.600	0	10	0.6	0	0	13	0	0	14	0.9
1999-03	Rogers, Jason	51	188	39	73	.534	1	1	1.000	24	45	.533	25	58	1.1	2	7	20	6	28	103	2.0
2010-14	Rogers, Thomas	40	82	3	21	.143	3	14	.214	1	4	.250	0	14	0.4	4	8	7	0	0	10	0.3
1981-82	Runcie, Jim	6	15	3	7	.429	0	0	.000	0	0	.000	0	3	0.5	0	4	3	2	0	6	1.0
2015-19	Salt, Jack	127	2097	177	300	.590	0	0	.000	61	132	.462	172	439	3.4	38	76	255	35	60	415	3.3
1979-83	Sampson, Ralph	132	4070	899	1584	.568	3	5	.600	427	650	.657	0	1511	11.4	157	342	369	95	462	2228	16.9
1963-66	Sanders, Jerry	67	0	218	436	.500	0	0	.000	173	264	.655	0	347	5.2	0	0	58	0	0	609	9.1
1959-60	Sanders, Kenneth	3	0	0	4	.000	0	0	.000	2	3	.667	0	1	0.3	0	0	0	0	0	2	0.7
1973-78	Schetlick, Ed.	69	489	41	125	.328	0	0	.000	30	42	.714	0	96	1.4	21	39	80	1	1	112	1.6
1965-66	Schroeder, John	22	0	58	130	.446	0	0	.000	23	39	.590	0	126	5.7	0	0	0	0	0	139	6.3
2007-12	Scott, Mike	130	3457	585	1122	.521	16	44	.364	352	454	.775	334	944	7.3	124	211	263	85	51	538	11.8
1972-76	Sefcik, Bob	21	38	5	21	.238	0	0	.000	0	0	.000	0	7	0.3	2	2	5	0	0	10	0.5
2008-12	Sene, Assane	95	1749	128	278	.460	0	0	.000	80	144	.556	146	425	4.5	19	84	253	20	108	336	3.5
2014-17	Shayok, Marial	103	1724	226	506	.447	55	147	.374	77	112	.688	28	209	2.0	107	85	142	60	25	584	5.7
2020-22	Shedrick, Kadin	46	815	102	163	.626	0	2	.000	67	95	.705	67	202	4.4	11	37	111	22	71	271	5.9
1983-87	Sheehey, Tom	127	3307	501	745	.672	6	23	.261	233	308	.756	57	584	4.6	209	226	319	87	20	1241	9.8
2007-11	Sherrill, Will	70	927	77	188	.410	37	103	.359	6	11	.545	59	161	2.3	30	34	102	28	8	197	2.8
2005-06	Shiembob, Drew	12	43	6	8	.750	0	0	.000	2	2	1.000	4	5	0.4	3	0	3	1	0	14	1.2
1956-59	Siewers, John	73	0	204	523	.390	0	0	.000	188	267	.704	0	529	7.2	0	0	69	0	0	596	8.2
1984-88	Simms, Darrick	114	1772	195	444	.439	8	22	.364	128	169	.757	50	218	1.9	164	149	173	50	17	526	4.6
2004-08	Singletary, Sean	123	4034	642	1583	.406	222	614	.362	573	677	.846	120	490	4.0	587	402	322	200	7	2079	16.9
1969-70	Slaysman, Mike	7	0	1	7	.143	0	0	.000	1	5	.200	0	2	0.3	0	0	0	0	0	3	0.4
2002-05	Smith, Devin	85	2328	399	912	.438	161	456	.353	172	226	.761	109	431	5.1	103	164	201	79	68	1131	13.3
1989-93	Smith, Doug	117	1527	112	270	.415	59	165	.358	80	102	.784	28	153	1.3	205	103	113	39	0	363	3.1
1965-67	Smith, Mike	31	0	17	46	.370	0	0	.000	16	30	.533	0	45	1.5	0	0	0	0	0	50	1.6
1960-61	Smith, Wallace	1	0	0	0	.000	0	0	.000	0	0	.000	0	0	0.0	0	0	64	0	0	0	0.0
1982-83	Smith, Wingo	17	55	9	19	.474	0	0	.000	3	7	.429	0	14	0.8	0	2	7	1	0	21	1.2
1983-87	Solomon, Anthony	56	192	12	27	.444	1	2	.500	33	50	.660	0	23	0.4	24	28	26	6	0	58	1.0
2004-09	Soroye, Tunji	99	1261	56	119	.471	0	0	.000	49	79	.620	98	265	2.7	14	74	184	23	96	161	1.6
1961-64	Spohn, Gary	45	0	35	99	.354	0	0	.000	17	33	.515	0	65	1.4	0	0	57	0	0	87	1.9
2009-10	Spurlock, Tristan	13	60	12	28	.429	2	12	.167	5	7	.714	3	10	0.8	1	6	4	6	1	31	2.4
1971-74	Stahurski, Lanny	73	487	65	131	.496	0	0	.000	43	76	.566	0	192	2.6	61	79	102	0	0	173	2.4
1964-67	Stant, Fred	34	0	43	85	.506	0	0	.000	38	64	.594	0	85	2.5	0	0	0	0	0	124	3.6
1994-98	Staples, Curtis	122	4072	573	1406	.408	413	1079	.383	198	262	.756	113	482	4.0	187	183	240	97	21	1757	14.4
2018-22	Stattmann, Kody	81	1175	88	246	.358	38	128	.297	30	42	.714	25	135	1.7	47	45	58	20	23	244	3.0
1990-92	Stewart, Corey	14	57	9	26	.346	0	0	.000	8	10	.800	6	20	1.4	1	4	4	2	1	26	1.9
2014-15	Stith, B.J.	13	63	5	13	.385	1	6	.167	2	3	.667	0	8	0.6	4	3	2	2	0	13	1.0
1988-92	Stith, Bryant	131	4391	856	1774	.483	114	323	.353	690	875	.789	342	859	6.6	216	280	308	177	46	2516	19.2
1956-59	Stobbs, Dick	57	0	90	252	.357	0	0	.000	85	130	.654	0	120	2.1	0	0	24	0	0	265	4.6
1975-79	Stokes, Bob	116	2667	232	426	.545	0	0	.000	214	300	.713	0	228	2.0	218	173	223	116	1	678	5.8
1980-84	Stokes, Ricky	134	2286	204	382	.534	0	2	.000	232	304	.763	0	164	1.2	215	162	257	140	4	640	4.8
2006-10	Tat, Solomon	66	427	36	89	.404	0	5	000	34	52	.654	21	77	1.2	23	29	56	16	1	106	1.6
2015-17	Thompon, Darius	70	1334	135	280	.482	42	115	.365	52	79	.658	14	98	1.4	126	65	86	55	19	364	5.2
2012-16	Tobey, Mike	138	2247	398	749	.531	6	19	.316	143	203	.704	226	558	4.0	51	106	257	31	101	945	6.8
2006-09	Tucker, Jamil	88	1292	162	371	.437	83	204	.407	62	95	.653	68	269	3.1	40	71	163	26	33	469	5.3
1972-75	Tully, Brian	38	333	26	63	.413	0	0	.000	23	33	.697	0	35	0.9	28	40	31	0	0	75	2.0
1987-91	Turner, Kenny	129	3382	460	987	.466	62	210	.295	238	311	.765	244	707	5.5	159	169	240	115	54	1220	9.5
1954-57	Underwood, Cecil	73	0	108	249	.434	0	0	.000	139	179	.777	0	140	3.2	0	0	38	0	0	355	4.9
2002-03	Vander Laan, Nick	31	473	64	126	.508	0	0	.000	36	66	.545	56	138	4.5	21	41	72	11	19	164	5.3
2011-15	Vozenilek, Rob	30	68	5	15	.333	2	5	.400	1	3	.333	1	6	0.2	5	4	3	1	1	13	0.4
1964-65	Wafle, Teed	25	0	71	180	.394	0	0	.000	44	78	.564	0	145	5.8	0	0	0	0	0	186	7.4
1972-76	Walker, Wally	104	3231	779	1503	.518	0	0	.000	291	370	.786	0	665	6.4	146	265	308	0	0	1849	17.8
1994-97	Walton, Martin	29	73	2	8	.250	0	0	.000	2	7	.286	12	29	1.0	2	2	21	2	4	6	0.2
1992-96	Watkins, Maurice	29	55	10	19	.526	0	0	.000	2	9	.222	8	12	0.4	3	2	5	3	0	22	0.8
1997-00	Watson, Chezley	63	1270	113	279	.405	25	87	.287	52	69	.754	34	130	2.1	139	103	127	50	10	303	4.8
1999-03	Watson, Travis	119	3491	602	1161	.519	14	44	.318	328	511	.642	381	1115	9.4	150	280	403	134	130	1546	13.0
1954-55	Waugh, Douglas	4	0	0	0	.000	0	0	.000	0	0	.000	0	0	0.0	0	0	0	0	0	0	0.0
1959-60	Westman, Wesley	10	0	9	15	.600	0	0	.000	9	12	.750	0	20	2.0	0	0	0	0	0	27	2.7
1955-56	White, Kendall	13	0	36	94	.383	0	0	.000	38	46	.826	0	28	2.2	0	0	0	0	0	110	8.5
1964-65	Wilcox, Mack	21	0	13	44	.295	0	0	.000	14	21	.667	0	26	1.2	0	0	0	0	0	40	1.9
1967-71	Wilkes, Mike	58	0	277	486	.570	0	0	.000	137	274	.500	0	507	8.7	2	8	6	0	0	691	11.9
2014-18	Wilkins, Isaiah	132	2866	264	520	.508	9	30	.300	108	161	.671	222	631	4.9	156	105	236	106	141	645	4.9
1953-55	Wilkinson, Buzz	55	0	596	1507	.395	0	0	.000	520	672	.774	0	174	6.4	0	0	82	0	0	1712	31.1
1998-02	Williams, Chris	119	3791	650	1274	.510	130	369	.352	382	528	.723	276	786	6.6	253	291	357	189	97	1812	15.2
1988-90	Williams, Curtis	40	547	93	170	.547	0	0	.000	56	73	.767	43	113	2.8	9	35	60	15	13	242	6.1
2002-03	Williams, Rob	2	2	0	0	.000	0	0	.000	0	0	.000	0	0	0.0	0	0	0	0	1	0	0.0
1991-95	Williford, Jason	108	2456	263	657	.400	55	174	.316	129	186	.694	218	571	5.3	198	170	278	98	25	710	6.6
1980-84	Wilson, Othell	127	3647	571	1118	.511	29	54	.537	298	406	.734	0	375	3.0	493	299	295	222	14	1469	11.6
1990-94	Wilson, Shawn	72	327	22	62	.355	0	0	.000	9	22	.409	23	87	1.2	9	19	76	9	14	53	0.7
2019-21	Woldetensae, Tomas	51	1083	97	265	.366	75	199	.377	18	20	.900	7	92	1.8	54	42	72	34	9	287	5.6
2000-02	Young, Maurice	27	189	27	60	.450	2	13	.154	16	28	.571	24	36	1.3	7	7	16	4	1	72	2.7
2007-12	Zeglinski, Sammy	121	3194	327	887	.369	200	568	.352	93	138	.674	40	370	3.1	314	217	242	156	18	947	7.8

VIRGINIA TECH

Year	Name	G	MIN	FG	FGA	PCT	3PT	3PA	PCT	FT	FTA	PCT	OR	TR	AVG	AST	TO	PF	ST	BK	PTS	AVG
2017-19	Alexander-Walker, Nickeil	67	2007	314	676	.464	116	303	.383	158	207	.763	39	266	4.0	184	149	127	92	36	902	13.5
2007-11	Allen, Jeff	134	3927	647	1327	.488	36	134	.269	372	587	.634	328	1111	8.3	173	354	460	233	150	1702	12.7
2015-17	Allen, Seth	67	1910	300	662	.453	96	275	.349	243	319	.762	17	181	2.7	195	191	139	58	13	939	14.0
2019-22	Alleyne, Nahiem	90	2577	286	741	.386	153	395	.387	146	181	.807	14	234	2.6	136	101	151	51	9	871	9.7
2020-22	Aluma, Keve	58	1783	338	650	.520	45	132	.341	180	238	.756	130	409	7.1	117	106	135	42	62	901	15.5
2007-08	Amalfe, Tom	7	12	1	4	.250	0	3	.000	0	0	.000	0	1	0.1	0	0	0	0	0	2	0.3
2017-18	Ammerman, Justin	7	7	0	3	.000	0	1	.000	3	7	.429	0	0	0.0	0	2	0	0	0	3	0.4
2009-11	Atkins, Manny	56	638	74	167	.443	27	77	.351	36	46	.783	33	96	1.7	21	31	5	29	4	211	3.8
2020-21	Bamisile, Joe	13	118	17	46	.370	4	16	.250	7	8	.875	5	19	1.5	4	6	7	2	1	45	3.5
2011-14	Barksdale, C.J.	84	1472	164	331	.495	11	31	.355	94	121	.777	116	321	3.8	40	60	135	27	38	433	5.2
2017-21	Bede, Wabissa	117	2639	173	448	.386	58	194	.299	49	88	.557	25	279	2.4	351	129	196	97	30	453	3.8
2007-11	Bell, Terrell	133	2686	207	481	.430	63	191	.330	100	165	.606	161	518	3.9	180	137	230	76	80	577	4.3
2012-15	Beyer, Christian	76	831	69	126	.548	5	18	.278	26	44	.591	67	209	2.8	25	38	71	18	7	169	2.2
2014-18	Bibbs, Justin	128	4049	523	1160	.451	254	599	.424	157	221	.710	40	372	2.9	189	168	235	54	9	1457	11.4
2015-19	Blackshear, Kerry	103	2550	406	761	.534	40	129	.311	300	426	.704	223	616	6.0	143	148	313	67	73	1152	11.2
2009-11	Boggs, Ben	29	227	16	46	.348	6	22	.273	23	28	.821	10	35	1.2	14	16	24	10	1	61	2.1
2011-13	Brown, Robert	64	1588	175	508	.344	60	215	.279	72	114	.632	25	143	2.2	130	123	125	44	21	482	7.5
2004-06	Calloway, Allen	27	239	14	37	.378	0	0	.000	9	18	.500	22	47	1.7	10	11	34	3	11	37	1.4
2019-22	Cattoor, Hunter	89	2301	247	568	.435	173	416	.416	84	115	.730	18	261	2.9	138	78	158	90	21	751	8.4
2015-18	Clarke, Chris	79	1985	261	476	.548	18	54	.333	188	282	.667	113	517	6.5	210	157	146	82	12	728	9.2
2004-07	Collins, Coleman	87	2495	350	717	.488	2	8	.250	251	380	.661	221	531	6.1	64	119	185	45	95	953	11.0
2019-21	Cone, Jalen	47	889	125	322	.388	101	246	.411	42	48	.875	6	52	1.1	36	42	62	12	2	393	8.4
2004-05	Cooke, Marquie	27	450	36	115	.313	9	47	.191	16	28	.571	11	42	1.6	44	35	51	23	0	97	3.6
2008-12	Davila, Victor	126	2827	286	530	.540	0	1	.000	148	278	.532	199	489	3.9	63	130	264	28	90	720	5.7
2007-11	Debnam, Paul	34	85	17	33	.515	3	7	.429	8	18	.444	10	23	0.7	4	7	4	5	3	45	1.3
2007-11	Delaney, Malcolm	136	4692	635	1585	.401	264	727	.363	721	853	.845	113	477	3.5	543	377	363	175	24	2255	16.6
2005-09	Diakite, Cheick	126	1575	136	272	.500	0	0	.000	46	87	.529	151	356	2.8	14	58	199	11	125	318	2.5
2020-21	Diarra, Cartier	4	79	10	23	.435	1	8	.125	9	13	.692	4	10	2.5	9	9	10	0	1	30	7.5
2004-05	Dixon, Carlos	30	938	150	336	.446	54	131	.412	61	79	.772	36	136	4.5	53	63	76	54	23	415	13.8
2012-17	Donlon, Greg	28	31	6	11	.545	0	0	.000	4	6	.667	1	8	0.3	0	1	3	0	1	16	0.6
2004-07	Dowdell, Zabian	94	3206	515	1162	.443	164	421	.390	289	383	.755	70	310	3.3	291	204	169	189	18	1483	15.8
2010-14	Eddie, Jarrell	123	3175	383	995	.385	192	526	.365	224	276	.812	101	563	4.6	139	183	247	43	58	1182	9.6
2013-14	Emelogu, Ben	22	599	80	202	.396	40	108	.370	32	47	.681	11	68	3.1	41	34	48	13	5	232	10.5
2011-12	Finney-Smith, Dorian	33	957	69	208	.332	26	71	.366	45	77	.584	91	232	7.0	62	57	89	24	23	209	6.3

2017-18	Fullard, Nicholas	9	14	0	1	.000	0	0	.000	0	2	.000	0	1	0.1	0	2	3	0	0	0	0.0
2015-17	Galloway, Matt	22	74	3	19	.158	2	17	.118	0	0	.000	2	3	0.1	2	2	9	2	0	8	0.4
2010-12	Garland, Tyrone	38	283	41	100	.410	12	42	.286	23	31	.742	4	12	0.3	23	28	33	17	0	117	3.1
2004-07	Gordon, Jamon	93	3104	410	920	.446	52	191	.272	174	278	.626	133	480	5.2	407	219	278	224	71	1046	11.2
2009-13	Green, Erick	129	3654	592	1356	.437	140	414	.338	418	520	.804	59	332	2.6	326	178	208	156	26	1742	13.5
2010-11	Griffin, Andrew	6	15	1	4	.250	0	0	.000	0	0	.000	0	2	0.3	0	1	2	1	1	2	0.3
2015-17	Hamilton, Johnny	20	145	17	29	.586	0	0	.000	8	19	.421	22	41	2.1	4	6	19	2	17	42	2.1
2004-06	Harris, Shawn	40	272	39	78	.500	6	20	.300	25	35	.714	15	34	0.8	8	20	44	19	1	109	2.7
2021-22	Haynes, Jalen	9	25	3	7	.429	0	0	.000	1	3	.333	3	5	0.6	0	2	2	0	0	7	0.8
2014-16	Henry, Shane	64	605	56	119	.471	0	0	.000	20	56	.357	42	153	2.4	5	34	102	14	40	132	2.1
2014-19	Hill, Ahmed	134	4024	514	1155	.445	230	589	.390	215	290	.741	86	462	3.4	167	162	263	63	14	1473	11.0
2017-20	Horne, P.J.	89	1601	183	363	.504	48	143	.336	53	80	.663	88	265	3.0	23	73	160	32	36	467	5.2
2007-11	Hudson, Dorenzo	135	3437	419	1032	.406	107	360	.297	255	332	.768	103	336	2.5	177	201	196	83	17	1200	8.9
2014-16	Hudson, Jalen	67	1235	179	414	.432	43	134	.321	114	173	.659	43	142	2.0	58	100	125	38	15	515	7.7
2017-18	Jackson, Tyrie	28	202	25	58	.431	6	24	.250	27	37	.730	12	42	1.5	11	15	22	7	1	83	3.0
2019-20	Johnson, Branden	11	46	2	7	.286	0	0	.000	0	1	.000	4	11	1.0	0	0	9	1	1	4	0.4
2021-22	Johnson, Camden	10	17	1	3	.333	1	2	.500	0	0	.000	0	2	0.2	1	0	1	2	0	3	0.3
2011-15	Johnston, Will	87	1199	68	192	.354	62	172	.360	20	33	.606	15	99	1.1	36	21	81	20	2	218	2.5
2018-19	Kabongo, Jonathan	21	102	11	28	.393	7	22	.318	2	4	.500	0	12	0.6	4	4	10	3	1	31	1.5
2021-22	Kidd, Lynn	10	25	3	8	.375	0	0	.000	1	1	1.000	6	11	1.1	0	3	0	0	2	7	0.7
2004-05	King, Jeff	16	98	6	25	.240	0	3	.000	6	12	.500	9	23	1.4	5	14	25	0	1	18	1.1
2004-07	Krabbendam, Robert	47	340	24	73	.329	0	7	.000	9	20	.450	16	55	1.2	6	16	42	10	8	57	1.2
2015-17	LeDay, Zach	68	2048	364	719	.506	32	99	.323	326	425	.767	184	517	7.6	88	118	190	46	91	1086	16.0
2020-22	Maddox, Darius	47	647	85	171	.497	43	86	.500	26	33	.788	19	71	1.5	22	21	45	11	9	239	5.1
2014-15	Muller, Malik	33	661	72	184	.391	41	107	.383	18	32	.563	7	81	2.5	47	44	56	29	3	203	6.2
2006-07	Munson, Nigel	32	355	38	87	.437	15	39	.385	6	7	.857	6	29	0.9	36	24	31	7	0	97	3.0
2021-22	Murphy, Storm	36	968	107	247	.433	53	148	.358	21	28	.750	10	70	1.9	103	59	53	15	0	288	8.0
2020-22	Mutts, Justyn	58	1726	229	434	.528	31	93	.333	83	136	.610	121	406	7.0	172	148	158	56	51	572	9.9
2020-22	N'Guessan, David	57	685	73	143	.510	4	17	.235	37	76	.487	47	146	2.6	32	26	89	16	24	187	3.3
2019-20	Nolley, Landers II	32	968	171	462	.370	68	215	.316	85	109	.780	25	186	5.8	77	87	63	24	10	495	15.5
2019-22	Ojiako, John	57	465	53	97	.546	0	0	.000	28	41	.683	54	124	2.2	19	31	64	6	32	134	
2016-19	Outlaw, Ty	68	1617	169	364	.464	136	291	.467	33	46	.717	44	276	4.1	42	35	143	27	25	507	7.4
2018-20	Palmer, Brendan	8	13	1	4	.250	0	3	.000	0	0	.000	1	4	0.5	0	2	0	1	0	2	0.3
2008-09	Panneton, Chris	3	1	0	1	.000	0	1	.000	0	0	.000	0	0	0.0	0	0	0	0	0	0	0.0
2010-11	Parker, Prince	4	5	1	1	1.000	0	0	.000	0	0	.000	0	1	0.3	0	0	2	0	0	2	0.5
2012-13	Patrick, Marcus	11	40	2	11	.182	0	4	.000	2	4	.500	0	5	0.5	2	6	8	1	0	6	0.5
2021-22	Pedulla, Sean	36	467	62	145	.428	34	76	.447	36	40	.900	6	42	1.2	47	31	54	21	1	194	5.4
2020-21	Pemsl, Cordell	13	129	10	19	.526	0	0	.000	7	11	.636	5	31	2.4	5	6	15	0	1	27	2.1
2014-16	Pierce, Satchel	51	552	51	100	.510	0	0	.000	29	43	.674	44	100	2.0	20	49	112	9	27	131	2.6
2011-13	Racer, Joey	19	40	3	12	.250	1	6	.167	1	3	.333	3	5	0.3	1	4	4	0	0	8	0.4
2019-21	Radford, Tyrece	51	1422	216	371	.582	8	36	.222	105	145	.724	103	306	6.0	92	43	76	41	17	545	10.7
2009-14	Raines, Cadarian	112	1944	234	486	.481	0	0	.000	85	163	.521	203	443	4.0	46	90	248	46	91	553	4.9
2011-13	Rankin, Marquis	53	884	57	154	.370	23	66	.348	22	37	.595	14	54	1.0	53	60	102	27	4	159	3.0
2004-06	Ritchie, Bob	12	18	2	4	.500	0	2	.000	5	7	.714	0	0	0.0	1	1	1	2	0	9	0.8
2015-19	Robinson, Justin	125	3583	422	949	.445	151	392	.385	388	502	.773	65	332	2.6	562	287	260	125	14	1383	11.1
2004-07	Sailes, Markus	66	1198	67	147	.456	5	22	.227	41	80	.513	39	116	1.8	88	42	73	52	6	180	2.7
2013-15	Smith, Adam	47	1347	214	507	.422	105	258	.407	64	84	.762	17	117	2.5	60	46	71	14	4	597	12.7
2009-10	Swindle, Gene	1	0	0	1	.000	0	0	.000	0	0	.000	1	1	1.0	0	0	0	0	0	0	0.0
2016-17	Sy, Kadim	32	364	55	97	.567	1	1	1.000	16	27	.593	28	86	2.7	6	24	45	3	20	127	4.0
2008-09	Synstad, Evan	2	1	0	1	.000	0	0	.000	0	0	.000	0	2	1.0	0	0	1	0	0	0	0.0
2007-10	Thompson, J.T.	92	1833	234	458	.511	3	14	.214	124	191	.649	140	384	4.2	50	98	222	71	35	595	6.5
2013-14	Thompson, Trevor	30	486	50	122	.410	0	0	.000	49	75	.653	42	140	4.7	6	44	76	8	28	149	5.0
2007-09	Thorns, Hank	65	1305	82	251	.327	28	107	.262	45	75	.600	32	118	1.8	15	104	95	57	1	243	3.7
2004-08	Travis, Marcus	27	72	4	9	.444	2	7	.286	1	2	.500	1	14	0.5	7	5	7	5	1	11	0.4
2004-07	Tucker, Chris	50	429	26	70	.371	5	19	.263	17	29	.586	21	68	1.4	13	16	56	11	10	74	1.5
2021-22	Varga, Ben	9	16	1	8	.125	1	6	.167	0	0	.000	0	0	0.0	1	0	1	0	0	3	0.3
2005-09	Vassallo, A.D.	133	3806	639	1439	.444	267	694	.385	277	350	.791	115	581	4.4	222	244	286	82	62	1822	13.7
2005-09	Vinson, Terrance	28	71	3	12	.250	0	0	.000	2	2	1.000	4	13	0.5	1	9	14	0	3	8	0.3
2004-08	Washington, Deron	128	3747	503	1076	.467	48	163	.294	354	575	.616	241	689	5.4	193	223	398	151	115	1408	11.0
2018-20	Wilkins, Isaiah	66	949	106	261	.406	45	135	.333	39	53	.723	52	162	2.5	63	36	70	43	6	296	4.5
2006-10	Witcher, Lewis	125	1341	112	230	.487	0	0	.000	40	82	.488	112	228	1.8	11	45	164	23	41	264	2.1
2020-21	Williamson, Gill	2	4	0	1	.000	0	0	.000	0	0	.000	1	2	1.0	0	0	1	0	1	0	0.0
2013-18	Wilson, Devin	129	3298	195	470	.415	31	108	.287	238	368	.647	41	317	2.5	414	204	273	93	10	659	5.1
2004-06	Witherspoon, Wynton	44	625	67	174	.385	25	90	.278	29	60	.483	23	61	1.4	30	31	38	23	12	188	4.3
2012-14	Wood, Marshall	51	822	61	184	.332	30	104	.288	42	60	.700	48	186	3.6	24	48	90	5	17	194	3.8
2011-15	van Zegeren, Joey	79	1425	182	341	.534	0	2	.000	69	182	.379	145	324	4.1	17	94	210	26	93	433	5.5
2020-21	Yates, Grant	2	4	0	1	.000	0	1	.000	0	0	.000	0	1	0.5	0	0	0	0	0	0	0.0

WAKE FOREST

Year	Name	G	MIN	FG	FGA	PCT	3PT	3PA	PCT	FT	FTA	PCT	OR	TR	AVG	AST	TO	PF	ST	BK	PTS	AVG
1967-70	Ackley, Dan	76	0	211	453	.466	0	0	.000	93	148	.628	0	361	4.8	0	0	198	0	0	515	6.8
2012-14	Adala Moto, Arnaud	64	1154	141	323	.437	5	31	.161	115	183	.628	94	291	4.5	33	85	16	36	8	402	6.3
2020-21	Adams, Quadry	9	74	8	16	.500	0	0	.000	4	8	.500	5	8	0.9	4	3	11	4	0	20	2.2
1958-60	Adkins, David	4	0	1	2	.500	0	0	.000	3	4	.750	0	0	0.0	0	0	0	0	0	5	1.3
1994-97	Allen, Sean	66	1255	102	217	.470	0	4	.000	80	119	.672	83	239	3.6	49	77	138	13	23	284	4.3
1964-65	Altengarten, Jim	21	0	38	100	.380	0	0	.000	21	34	.618	0	84	4.0	0	0	32	0	0	97	4.6
2008-10	Aminu, Al-Farouq	62	1869	313	657	.476	25	105	.238	241	351	.687	204	585	9.4	87	180	172	74	82	892	14.4
1995-99	Amonett, Joseph	106	1377	80	254	.315	48	171	.281	74	102	.725	17	126	1.2	73	81	140	37	2	282	2.7
2015-18	Anderson, Britton	9	9	0	4	.000	0	1	.000	2	2	1.000	0	4	0.4	0	0	1	0	1	2	0.2
1962-65	Anderson, John	54	0	156	328	.476	0	0	.000	81	97	.835	0	83	1.5	0	0	110	0	0	393	7.3
2012-14	Antonelli, Duke	6	6	1	3	.333	0	0	.000	0	0	.000	1	2	0.3	0	0	0	0	0	2	0.3
2020-21	Antonio, Jonah	21	411	43	105	.410	38	95	.400	10	11	.909	4	51	2.4	20	20	27	14	4	134	6.4
2016-17	Arians, Austin	33	754	94	201	.468	61	143	.427	33	37	.892	16	62	1.9	37	21	67	17	3	282	8.5
1997-00	Arinze, Niki	56	1252	118	277	.426	1	7	.143	104	188	.553	102	263	4.7	72	96	116	45	37	341	6.1
1955-56	Austin, George	3	0	0	2	.000	0	0	.000	0	2	.000	0	1	0.3	0	0	1	0	0	0	0.0
1991-95	Banks, Travis	116	2459	273	575	.475	2	17	.118	140	222	.631	199	489	4.2	126	99	123	82	29	688	5.9
2002-04	Benken, Scott	11	29	3	5	.600	1	2	.500	6	6	1.000	4	11	1.0	2	1	0	2	0	13	1.2
1966-67	Bertram, Mickey	4	0	0	2	.000	0	0	.000	0	0	.000	0	1	0.3	0	0	2	0	0	0	0.0
2015-19	Bilas, Anthony	23	26	2	8	.250	1	2	.500	0	2	.000	3	5	0.2	2	3	5	3	0	5	0.2
2008-09	Bitove, Brett	2	2	0	0	.000	0	0	.000	0	0	.000	0	0	0.0	0	0	0	0	0	0	0.0
1986-88	Black, Tony	45	1048	115	284	.405	19	60	.317	40	51	.784	0	113	2.5	104	95	68	28	6	289	6.4
1990-94	Blucas, Marc	89	1710	132	277	.477	91	196	.464	32	54	.593	57	187	2.1	114	65	149	43	9	387	4.3
1985-86	Boggs, Drew	2	2	0	0	.000	0	0	.000	0	0	.000	0	1	0.5	0	1	1	0	0	0	0.0
1983-87	Bogues, Tyrone	119	3571	386	816	.473	35	79	.443	179	239	.749	0	290	2.4	781	297	277	275	4	986	8.3
2009-10	Bolton, Phaeton	2	2	0	0	.000	0	0	.000	0	0	.000	0	0	0.0	0	0	0	1	0	0	0.0
1964-67	Boshart, Jim	77	0	335	794	.422	0	0	.000	204	326	.626	0	469	6.1	0	0	193	0	0	874	11.4
1955-58	Bowers, Henry	35	0	42	105	.400	0	0	.000	21	31	.677	0	54	1.5	0	0	26	0	0	105	3.0
1985-89	Boyd, Cal	112	2339	296	629	.471	116	247	.470	104	130	.800	0	166	1.5	259	151	190	68	6	812	7.3
1994-98	Braswell, Jerry	115	2341	238	566	.420	116	297	.391	112	145	.772	59	236	2.1	158	178	185	47	3	704	6.1
1965-68	Broadway, Jim	61	0	44	105	.419	0	0	.000	40	54	.741	0	76	1.2	0	0	76	0	0	128	2.1
1956-59	Broadway, Olin	66	0	190	446	.426	0	0	.000	132	198	.667	0	325	4.9	0	0	153	0	0	512	7.8
1961-64	Brooks, Brad	38	0	10	34	.294	0	0	.000	11	18	.611	0	32	0.8	0	0	17	0	0	31	0.8
2017-20	Brown, Chaundee	84	2177	315	745	.423	89	271	.328	157	189	.831	118	394	4.7	104	121	146	40	14	876	10.4
1973-77	Brown, Skip	108	3054	846	1668	.507	0	0	.000	342	409	.836	0	215	2.0	579	124	312	195	6	2034	18.8
2018-21	Buchanan, Blake	19	29	0	5	.000	0	3	.000	2	2	1.000	4	8	0.4	3	1	1	1	0	2	0.1
2002-06	Buck, John	29	59	2	12	.167	0	1	.000	1	6	.167	3	11	0.4	2	9	8	2	1	5	0.2
1957-60	Budd, Dave	75	0	319	685	.466	0	0	.000	376	543	.692	0	682	9.1	0	0	216	0	0	1014	13.5
1994-95	Burns, Matt	1	1	0	1	.000	0	0	.000	0	0	.000	0	0	0.0	0	0	0	0	0	0	0.0
1961-62	Buxton, Trask	4	0	0	1	.000	0	0	.000	0	0	.000	0	0	0.0	0	0	2	0	0	0	0.0
1972-74	Byers, Tony	53	0	432	907	.476	0	0	.000	190	261	.728	0	149	2.8	87	0	155	0	0	1054	19.9
1963-64	Byrne, Tommy	2	0	1	1	1.000	0	0	.000	0	0	.000	0	0	0.0	0	0	0	0	0	2	1.0
1960-61	Caldwell, Paul	17	0	3	16	.188	0	0	.000	5	7	.714	0	4	0.2	0	0	7	0	0	11	0.6

1957-58	Calloway, Wayne	15	0	12	35	.343	0	0	.000	5	9	.556	0	9	0.6	0	0	11	0	0	29	1.9
1984-86	Calvert, Dennis	39	359	25	53	.472	0	0	.000	39	50	.780	0	38	1.0	10	26	40	6	0	89	2.3
1971-72	Campbell, Jerry	7	0	1	5	.200	0	0	.000	4	4	1.000	0	2	0.3	0	0	2	0	0	6	0.9
1954-56	Campbell, Jim	5	0	1	5	.200	0	0	.000	0	0	.000	0	4	0.8	0	0	1	0	0	2	0.4
1992-95	Canty, Barry	55	318	24	86	.279	12	41	.293	10	16	.625	5	30	0.5	21	17	28	11	4	70	1.3
1987-90	Carlyle, David	79	1941	244	598	.408	98	261	.375	147	189	.778	27	248	3.1	158	153	173	28	8	733	9.3
1961-64	Carmichael, Richard	78	0	232	553	.420	0	0	.000	120	167	.719	0	340	4.4	0	0	168	0	0	584	7.5
1955-58	Carr, Wendell	73	0	105	284	.370	0	0	.000	124	211	.588	0	313	4.3	0	0	214	0	0	334	4.6
1992-94	Castle, Stacey	40	279	27	57	.474	0	2	.000	24	38	.632	5	17	0.4	32	34	29	13	0	78	2.0
1971-72	Catlett, Morris	8	0	6	9	.667	0	0	.000	6	10	.600	0	4	0.5	0	0	5	0	0	18	2.3
2012-14	Cavanaugh, Tyler	64	1218	136	361	.377	35	126	.278	139	178	.781	63	204	3.2	38	85	164	13	16	446	7.0
2001-02	Chancellor, Walt	6	10	0	2	.000	0	1	.000	0	0	.000	0	4	0.7	2	2	3	0	0	0	0.0
1959-62	Chappell, Len	87	0	764	1507	.507	0	0	.000	637	897	.710	0	1213	13.9	0	0	251	0	0	2165	24.9
1981-83	Charles, Sylvester	40	490	76	135	.563	0	0	.000	33	68	.485	0	109	2.7	12	28	62	11	19	185	4.6
1988-89	Cheeley, Darryl	19	96	6	29	.207	3	16	.188	6	8	.750	0	4	0.2	10	12	15	4	1	21	1.1
2010-12	Chennault, Tony	46	1198	125	336	.372	14	62	.226	81	128	.633	35	136	3.0	117	103	127	37	1	345	7.7
2016-20	Childress, Brandon	124	3684	425	1105	.385	190	535	.355	375	467	.803	44	358	2.9	443	280	263	140	3	1415	11.4
1990-95	Childress, Randolph	120	3970	648	1453	.446	329	832	.395	583	725	.804	66	360	3.0	472	379	282	180	22	2208	18.4
1961-64	Christie, Frank	84	0	406	881	.461	0	0	.000	188	282	.667	0	600	7.1	0	0	206	0	0	1000	11.9
2007-11	Clark, Gary	109	1518	198	439	.451	85	196	.434	79	105	.752	29	123	1.1	74	84	135	68	9	560	5.1
1983-87	Cline, Mark	112	3293	484	1079	.449	55	133	.414	179	219	.817	0	427	3.8	168	126	229	81	11	1202	10.7
1990-91	Coleman, Ben	4	4	1	2	.500	0	0	.000	0	0	.000	1	1	0.3	0	0	0	0	0	2	0.5
2015-17	Collins, John	64	1324	315	524	.601	0	1	.000	229	314	.729	176	446	7.0	24	92	180	30	75	859	13.4
1955-58	Cox, Ken	33	0	7	28	.250	0	0	.000	7	9	.778	0	26	0.8	0	0	25	0	0	21	0.6
2015-18	Crawford, Bryant	94	2987	471	1133	.416	167	476	.351	361	450	.802	38	308	3.3	467	283	258	149	21	1470	15.6
2006-07	Crawford, Casey	9	27	4	10	.400	2	8	.250	0	0	.000	2	4	0.4	4	0	2	0	2	10	1.1
1965-68	Crinkley, Paul	75	0	138	315	.438	0	0	.000	92	133	.692	0	249	3.3	0	0	112	0	0	368	4.9
1958-60	Cullen, Bill	38	0	24	65	.369	0	0	.000	15	23	.652	0	33	0.9	0	0	39	0	0	63	1.7
1986-88	Cullen, Mitch	19	44	7	16	.438	1	5	.200	8	14	.571	0	4	0.2	2	6	1	1	0	23	1.2
1985-86	Dade, Clay	8	16	2	6	.333	0	0	.000	3	4	.750	0	2	0.3	3	0	4	0	0	7	0.9
1979-81	Dahms, Chuck	55	620	73	138	.529	0	0	.000	52	82	.634	0	134	2.4	17	52	79	28	11	198	3.6
1975-79	Dale, Mark	99	1363	99	253	.391	0	0	.000	56	83	.675	0	103	1.0	133	78	182	72	3	254	2.6
2001-05	Danelius, Vitas	123	2623	346	722	.479	63	182	.346	234	322	.727	254	631	5.1	89	166	290	49	61	989	8.0
2008-09	Davis, Ben	2	2	0	2	.000	0	0	.000	0	0	.000	0	0	0.0	0	0	0	0	0	0	0.0
1968-71	Davis, Charlie	79	0	696	1512	.460	0	0	.000	578	662	.873	0	380	4.8	0	0	222	0	0	1970	24.9
1953-56	Davis, Lefty	84	0	574	1352	.425	0	0	.000	416	558	.746	0	606	7.2	0	0	228	0	0	1564	18.6
1975-77	Davis, Maurice	6	16	2	8	.250	0	0	.000	0	2	.000	0	5	0.8	0	1	3	1	0	4	0.7
1980-84	Davis, Scott	91	590	56	138	.406	9	25	.360	70	101	.693	0	43	0.5	96	77	66	30	2	191	2.1
1998-02	Dawson, Craig	128	3160	481	1085	.443	255	640	.398	125	166	.753	59	316	2.5	245	132	179	43	7	1342	10.5
1971-72	Dean, Michael	14	0	49	130	.377	0	0	.000	24	33	.727	0	91	6.5	0	0	37	0	0	122	8.7
1999-00	Decker, Tate	16	93	14	41	.341	3	5	.600	6	8	.750	12	29	1.8	1	7	17	2	5	37	2.3
1985-86	Deibert, Paul	24	209	13	30	.433	0	0	.000	13	26	.500	0	40	1.7	2	13	34	2	2	39	1.6
1953-54	DePorter, Al	29	0	77	172	.448	0	0	.000	96	119	.807	0	114	3.9	0	0	105	0	0	250	8.6
2010-12	Desrosiers, Carson	62	1262	104	249	.418	17	53	.321	50	77	.649	49	234	3.8	45	50	136	21	112	275	4.4
1953-55	DeVos, Jim	36	0	24	77	.312	0	0	.000	20	28	.714	0	21	0.6	0	0	42	0	0	68	1.9
1985-88	Dickens, Alan	47	740	43	79	.544	0	0	.000	28	46	.609	0	107	2.3	20	38	92	12	2	114	2.4
1990-92	Doggett, Robert	47	386	26	81	.321	10	40	.250	15	28	.536	14	43	0.9	47	20	43	16	1	77	1.6
2001-05	Downey, Taron	129	3339	354	815	.434	184	478	.385	226	267	.846	47	310	2.4	366	231	166	94	10	1118	8.7
2005-07	Drum, Michael	64	1450	132	307	.430	66	157	.420	112	136	.824	33	126	2.0	96	93	159	46	1	442	6.9
1968-69	DuBose, Bo	9	0	1	5	.200	0	0	.000	2	2	1.000	0	5	0.6	0	0	0	0	0	4	0.4
2020-21	DuBose, Ian	11	273	41	90	.456	13	36	.361	25	42	.595	7	51	4.6	26	17	28	15	2	120	10.9
2005-07	Dukes, Shamaine	56	511	42	120	.350	9	35	.257	22	40	.550	14	73	1.3	63	67	39	20	2	115	2.1
1993-97	Duncan, Tim	128	4496	790	1368	.577	17	53	.321	520	755	.689	461	1570	12.3	288	335	303	69	481	2117	16.5
2021-22	Dunn, Kevin	2	4	0	4	.000	0	2	.000	0	0	.000	0	1	0.5	0	0	0	0	0	0	0.0
1971-74	Dwyer, Bobby	74	0	62	163	.380	0	0	.000	113	144	.785	0	69	0.9	58	0	127	0	0	237	3.2
2017-18	Eggleston, Melo	21	105	7	20	.350	0	3	.000	7	13	.538	6	24	1.1	4	4	12	3	2	21	1.0
2002-06	Ellis, Chris	112	1534	140	281	.498	36	80	.450	99	142	.697	137	329	2.9	42	86	168	23	70	415	3.7
1978-79	Ellis, Justin	53	428	35	78	.449	0	0	.000	21	29	.724	0	93	1.8	9	40	66	12	17	91	1.7
2003-05	Feather, Scott	18	42	1	2	.500	0	0	.000	2	5	.400	0	3	0.2	7	9	8	4	0	4	0.2
1958-61	Fennell, Bill	36	0	3	17	.176	0	0	.000	5	10	.500	0	24	0.7	0	0	27	0	0	11	0.3
2011-12	Fields, Anthony	24	214	8	33	.242	1	11	.091	7	12	.583	1	13	0.5	24	19	13	7	0	24	1.0
2011-13	Fischer, Chase	62	1249	109	296	.368	74	205	.361	41	54	.759	16	102	1.6	66	53	62	35	4	333	5.4
1992-94	Fitzgibbons, Bobby	26	149	14	43	.326	0	5	.000	10	16	.625	13	36	1.4	4	17	16	5	0	38	1.5
1998-00	Fitzpatrick, Jim	38	247	7	37	.189	3	20	.150	7	8	.875	10	28	0.7	22	21	20	12	0	24	0.6
1974-76	Floyd, Charlie	53	1104	146	330	.442	0	0	.000	67	107	.626	0	244	4.6	74	0	109	43	17	359	6.8
1989-92	Forester, Mark	24	63	4	12	.333	2	3	.667	3	5	.600	6	17	0.7	1	4	6	2	0	13	0.5
1957-60	Forte, Charles	72	0	124	298	.416	0	0	.000	113	164	.689	0	94	1.3	0	0	147	0	0	361	5.0
2009-10	Fowler, Kyle	2	2	0	1	.000	0	0	.000	0	0	.000	0	0	0.0	0	1	0	0	1	0	0.0
1972-76	Foye, Lee	99	440	180	407	.442	0	0	.000	71	113	.628	0	418	4.2	26	0	205	15	17	431	4.4
1955-56	Frauson, Jack	3	0	3	6	.500	0	0	.000	3	4	.750	0	6	2.0	0	0	4	0	0	9	3.0
1996-00	Fuller, Tim	38	73	8	19	.421	1	7	.143	1	6	.167	1	6	0.2	2	6	7	1	0	18	0.5
1981-85	Garber, Lee	116	1678	213	465	.458	2	6	.333	205	306	.670	0	294	2.5	138	105	165	41	12	633	5.5
1953-55	George, Maurice	54	0	112	237	.473	0	0	.000	139	179	.777	0	227	4.2	0	0	97	0	0	363	6.7
1955-57	Gerdes, Jon	8	0	2	10	.200	0	0	.000	0	2	.000	0	12	1.5	0	0	3	0	0	4	0.5
1954-57	Gilley, Jim	80	0	242	584	.414	0	0	.000	257	370	.695	0	543	6.8	0	0	193	0	0	741	9.3
2008-12	Godwin, Brooks	33	65	3	12	.250	0	0	.000	3	8	.375	4	15	0.5	0	1	5	1	0	9	0.3
1997-98	Goodman, Chuck	3	3	0	0	.000	0	0	.000	0	0	.000	0	0	0.0	0	0	0	0	0	0	0.0
1994-98	Goolsby, Steven	111	1753	194	493	.394	127	326	.390	68	98	.694	79	195	1.8	64	88	160	32	11	583	5.3
1972-73	Grant, J.J.	16	0	9	29	.310	0	0	.000	6	11	.545	0	31	1.9	2	0	38	0	0	24	1.5
2002-06	Gray, Justin	120	3702	605	1516	.399	319	860	.371	417	518	.805	74	297	3.3	382	318	319	138	6	1946	16.2
2011-15	Green, Daniel	31	203	10	29	.345	0	0	.000	19	33	.576	13	46	1.5	5	13	32	3	3	39	1.3
1982-85	Green, Kenny	84	2543	524	965	.543	0	0	.000	204	308	.662	0	554	6.6	79	160	216	53	89	1252	14.9
1956-59	Greene, Bill	31	0	18	46	.391	0	0	.000	23	30	.767	0	24	0.8	0	0	22	0	0	59	1.9
1997-99	Griffin, James	33	334	31	108	.287	11	38	.289	10	17	.588	11	35	1.1	10	29	22	8	4	83	2.5
1974-78	Griffin, Rod	107	3574	773	1400	.552	0	0	.000	439	597	.735	0	947	8.9	115	134	300	125	113	1985	18.6
1970-73	Griffin, Willie	63	0	248	561	.442	0	0	.000	82	112	.732	0	156	2.5	7	0	80	0	0	578	9.2
2006-07	Gurley, Anthony	31	449	69	175	.394	32	101	.317	29	47	.617	12	49	1.6	15	38	34	16	0	199	6.4
1967-70	Habegger, Larry	79	0	110	267	.412	0	0	.000	84	123	.683	0	276	3.5	0	0	200	0	0	304	3.8
1969-72	Habegger, Rich	62	0	130	270	.481	0	0	.000	91	153	.595	0	363	5.9	0	0	171	0	0	351	5.7
2005-09	Hale, Harvey	124	2343	249	718	.347	129	414	.312	185	234	.791	45	249	2.0	130	155	245	104	8	812	6.5
1973-75	Hall, Haley	30	20	16	38	.421	0	0	.000	11	26	.423	0	49	1.6	2	0	27	0	1	43	1.4
2000-02	Hamilton, A.W.	22	153	15	37	.405	6	17	.353	8	11	.727	2	16	0.7	20	13	16	3	2	44	2.0
2009-13	Harris,C.J.	124	3970	459	1063	.432	162	417	.388	533	639	.834	39	327	2.6	282	299	296	116	7	1613	13.0
1992-94	Harrison, Charlie	60	1693	166	432	.384	42	131	.321	78	103	.757	28	118	2.0	186	113	98	51	5	452	7.5
1975-79	Harrison, Larry	109	2316	305	648	.471	0	0	.000	147	243	.605	0	631	5.8	215	228	347	123	188	757	6.9
1958-61	Hart, Alley	75	0	266	579	.459	0	0	.000	93	119	.782	0	176	2.3	0	0	129	0	0	625	8.3
1961-64	Hassell, Butch	80	0	268	576	.465	0	0	.000	110	141	.780	0	158	2.0	0	0	164	0	0	646	8.1
1989-92	Hedgecoe, David	24	104	5	17	.294	2	7	.286	0	0	.000	4	12	0.5	10	11	9	2	0	12	0.5
1978-82	Helms, Mike	111	3036	497	987	.504	0	0	.000	171	235	.728	0	206	1.9	213	223	238	88	5	1165	10.5
1953-55	Hemric, Dick	55	0	447	875	.511	0	0	.000	532	713	.746	0	939	17.1	0	0	147	0	0	1426	25.9
1976-80	Hendler, John	102	909	79	196	.403	0	0	.000	72	132	.545	0	187	1.8	31	85	132	12	2	230	2.3
2003-04	Hendley, Todd	16	111	13	23	.565	1	3	.333	8	11	.727	15	27	1.7	4	9	13	5	1	35	2.2
1994-97	Herbst, Ken	18	24	4	8	.500	0	1	.000	0	3	.000	2	5	0.3	0	0	3	0	0	8	0.4
1962-65	Herring, Richard	69	0	95	231	.411	0	0	.000	55	80	.688	0	106	1.5	0	0	77	0	0	245	3.6
2001-02	Hickman, Brett	7	13	4	8	.500	1	1	1.000	0	0	.000	2	3	0.4	0	0	0	0	1	9	1.3
1998-02	Hicks, Broderick	131	2371	275	701	.392	110	334	.329	159	221	.719	41	242	1.8	286	205	294	99	12	819	6.3
1991-93	Hicks, Derrick	52	1068	81	161	.503	0	0	.000	43	64	.672	112	323	6.2	52	73	105	28	27	205	3.9
1973-76	Hicks, Henry	50	245	47	92	.511	0	0	.000	17	25	.680	0	37	0.7	28	0	15	4	0	111	2.2
2021-22	Hildreth, Cameron	32	425	42	91	.462	8	29	.276	32	46	.696	19	92	2.9	37	36	42	19	3	124	3.9
1983-84	Hillman, Mike	10	42	3	5	.600	0	0	.000	4	8	.500	0	5	0.5	3	5	11	0	0	10	1.0
2018-19	Hoard, Jaylen	31	936	152	332	.458	12	53	.226	91	127	.717	80	236	7.6	48	79	68	19	20	407	13.1

2005-09	Hoekstra, Bobby	18	23	3	5	.600	0	0	.000	0	0	.000	0	5	0.3	0	1	2	1	0	6	0.3
1970-73	Hook, Bob	60	0	45	117	.385	0	0	.000	44	56	.786	0	105	1.8	1	0	60	0	0	134	2.2
1999-03	Howard, Josh	127	3536	645	1335	.483	109	309	.353	362	511	.708	351	836	6.6	239	275	373	215	143	1761	13.9
2014-16	Hudson, Cornelius	52	1165	121	345	.351	68	227	.300	86	122	.705	32	166	3.2	62	80	99	44	11	396	7.6
1960-62	Hull, Bill	53	0	138	258	.535	0	0	.000	71	131	.542	0	385	7.3	0	0	133	0	0	347	6.5
1963-66	Hutchins, Harry	11	0	1	5	.200	0	0	.000	2	3	.667	0	2	0.2	0	0	2	0	0	4	0.4
2009-12	Ingle, Aaron	28	64	1	2	.500	0	0	.000	2	4	.500	2	3	0.1	3	4	8	1	0	3	0.1
2020-22	Ingraham, Tariq	3	29	8	9	.889	0	0	.000	6	6	1.000	5	5	2.5	1	2	6	1	0	22	7.3
2003-04	Ingram, Jeremy	8	59	5	15	.333	3	7	.429	0	0	.000	3	6	0.8	6	3	7	6	1	13	1.6
1986-90	Ivy, Sam	111	3264	645	1184	.545	0	2	.000	261	362	.721	50	695	6.3	92	168	305	112	51	1551	14.0
1994-96	Jackson, Antonio	40	293	27	54	.500	0	0	.000	19	30	.633	14	59	1.5	5	20	40	8	8	73	1.8
1971-73	Jackson, Sam	29	0	170	389	.437	0	0	.000	35	70	.500	0	201	6.9	7	0	76	0	0	375	12.9
2016-18	Japhet-Mathias, Sam	23	112	8	15	.533	0	0	.000	2	2	1.000	12	23	0.9	1	10	30	0	4	18	0.8
2011-13	Jennings, Spencer	12	15	3	6	.500	0	3	.000	3	7	.429	0	3	0.3	1	2	2	3	0	9	0.8
1960-61	Jensen, Jack	7	0	1	2	.500	0	0	.000	0	0	.000	0	0	0.0	0	0	4	0	0	2	0.3
2004-05	Jessen, Brian	8	13	1	5	.200	0	0	.000	1	2	.500	3	4	0.5	1	3	3	1	0	3	0.4
1986-90	Johnson, Antonio	98	1054	117	306	.382	73	198	.369	35	54	.648	7	125	1.3	89	78	96	28	2	342	3.5
1996-97	Johnson, Cureton	4	5	0	3	.000	0	0	.000	0	0	.000	0	1	0.3	0	0	0	0	0	0	0.0
1976-81	Johnson, Frank	120	4054	708	1465	.483	0	0	.000	333	442	.753	0	306	2.6	460	359	323	204	10	1749	14.6
2020-21	Johnson, Jalen	21	340	35	93	.376	21	63	.333	13	17	.765	13	51	2.4	13	13	25	9	11	104	5.0
2007-09	Johnson, James	61	1821	351	682	.515	50	169	.296	151	218	.693	171	508	8.3	99	152	184	85	88	903	14.8
2018-20	Johnson, Torry	54	1259	91	236	.386	25	80	.313	103	131	.786	14	98	1.8	68	89	113	30	1	310	5.7
1978-82	Johnstone, Jim	111	3025	472	780	.605	0	0	.000	173	272	.636	0	573	5.2	115	159	321	43	44	1117	10.1
2012-15	Jones, Madison	96	1947	130	288	.451	2	15	.133	109	204	.534	28	171	1.8	255	190	201	112	23	371	3.9
2002-05	Joyce, Richard	40	197	31	87	.356	10	37	.270	15	22	.682	16	34	0.9	17	16	22	11	2	87	2.2
1963-66	Joyner, Bill	44	0	30	71	.423	0	0	.000	24	45	.533	0	25	0.6	0	0	21	0	0	84	1.9
1982-84	Karasek, Tony	42	335	19	62	.306	0	0	.000	16	25	.640	0	62	1.5	9	21	65	6	6	54	1.3
1998-99	Kargbookorogie, Ed	3	5	0	1	.000	0	0	.000	0	0	.000	0	0	0.0	0	1	1	0	0	0	0.0
2009-12	Keenan, Ryan	28	54	4	12	.333	4	8	.500	0	0	.000	1	11	0.4	4	3	4	0	0	12	0.4
2004-05	Keith, Graeme	8	15	0	3	.000	0	2	.000	2	2	1.000	0	4	0.5	1	0	1	1	0	2	0.3
1986-88	Keith, Greg	32	501	37	109	.339	0	0	.000	16	25	.640	0	57	1.8	8	32	112	6	12	90	2.8
1970-73	Kelly, Pat	70	0	91	173	.526	0	0	.000	63	95	.663	0	249	3.6	24	0	180	0	0	245	3.5
2021-22	Kennah, R.J.	1	2	0	0	.000	0	0	.000	1	2	.500	0	0	0.0	0	0	0	0	0	1	1.0
1981-85	Kepley, Chuck	104	840	118	260	.454	7	20	.350	46	67	.687	0	61	0.6	67	49	69	32	5	289	2.8
1987-90	Keys, Daric	13	162	31	61	.508	3	5	.600	4	7	.571	0	21	1.6	9	17	14	6	0	69	5.3
1988-92	King, Chris	113	3520	702	1352	.519	29	77	.377	288	450	.640	208	690	6.1	177	265	237	105	99	1721	15.2
1990-94	King, Stan	58	223	7	30	.233	0	0	.000	15	39	.385	19	54	0.9	3	23	41	1	19	29	0.5
1986-90	Kitley, Ralph	108	1780	146	320	.456	0	0	.000	67	140	.479	37	385	3.6	65	115	240	44	33	359	3.3
1960-63	Koehler, Al	71	0	76	155	.490	0	0	.000	47	85	.553	0	97	1.4	0	0	118	0	0	199	2.8
1953-55	Kotecki, John	14	0	10	19	.526	0	0	.000	3	7	.429	0	15	1.1	0	0	9	0	0	23	1.6
1956-57	Ladd, Joe	22	0	20	58	.345	0	0	.000	17	39	.436	0	51	2.3	0	0	25	0	0	57	2.6
2021-22	LaRavia, Jake	33	1127	166	297	.559	28	73	.384	122	157	.777	68	217	6.6	122	89	92	55	32	482	14.6
1985-87	Larkins, Arthur	31	677	50	104	.481	0	0	.000	38	66	.576	0	118	3.8	13	30	77	23	4	138	4.5
1992-96	LaRue, Rusty	107	2012	226	503	.449	151	349	.433	64	74	.865	34	206	1.9	103	91	127	66	5	667	6.2
1963-66	Leonard, Bob	80	0	623	1347	.463	0	0	.000	391	541	.723	0	514	6.4	0	0	218	0	0	1637	20.5
2014-15	Leonard, Darius	32	557	71	180	.394	29	96	.302	11	23	.478	32	79	2.5	10	15	52	10	10	182	5.7
2005-09	Lepore, Mike	19	21	1	4	.250	1	4	.250	0	0	.000	0	0	0.0	0	2	0	0	0	3	0.2
2001-03	Lepore, Steve	49	565	65	165	.394	38	120	.317	19	27	.704	32	103	2.1	41	44	63	16	4	187	3.8
2019-22	Lester, Miles	16	35	2	12	.167	2	10	.200	0	0	.000	0	4	0.3	2	2	2	0	0	6	0.4
2001-05	Levy, Jamal	125	3057	335	676	.496	32	116	.276	171	304	.563	281	743	5.9	194	189	307	109	84	873	7.0
2018-19	Lewis, Jamie	8	35	1	9	.111	0	3	.000	1	2	.500	1	5	0.6	2	5	4	0	0	3	0.4
1969-72	Lewkowicz, John	70	0	182	425	.428	0	0	.000	85	123	.691	0	126	1.8	0	0	90	0	0	449	6.4
2000-01	Lineberger, Matt	10	21	0	5	.000	0	3	.000	1	4	.250	1	1	0.1	1	3	2	2	1	1	0.1
1953-54	Lipstas, Ray	28	0	86	234	.368	0	0	.000	84	134	.627	0	181	6.5	0	0	90	0	0	256	9.1
2002-03	Little, T.J.	5	12	0	0	.000	0	0	.000	0	0	.000	1	1	0.2	1	2	3	0	0	0	0.0
1991-92	Llewellyn, Cordell	19	136	9	31	.290	2	8	.250	6	12	.500	4	20	1.1	11	17	10	5	0	26	1.4
1959-60	Loeffler, Frank	15	0	10	21	.476	0	0	.000	5	7	.714	0	25	1.7	0	0	16	0	0	25	1.7
1962-63	Loftin, Danny	5	0	3	6	.500	0	0	.000	0	1	.000	0	1	0.2	0	0	3	0	0	6	1.2
1965-67	Long, Paul	53	0	470	925	.508	0	0	.000	285	335	.851	0	228	4.3	0	0	164	0	0	1225	23.1
1997-98	Love-Lane, Rhamen	1	1	0	0	.000	0	0	.000	0	0	.000	0	0	0.0	0	1	0	0	0	0	0.0
1962-64	Lozier, Al	20	0	6	14	.429	0	0	.000	3	4	.750	0	6	0.3	0	0	6	0	0	15	0.8
1953-54	Lyles, Billy	29	0	97	284	.342	0	0	.000	77	102	.755	0	80	2.8	0	0	69	0	0	271	9.3
1967-70	Lynch, Tommy	40	0	20	51	.392	0	0	.000	11	19	.579	0	15	0.4	0	0	16	0	0	51	1.3
2021-22	Marsh, Matthew	13	80	14	21	.667	0	1	.000	9	12	.750	5	21	1.6	0	1	7	4	1	37	2.8
1962-63	Martin, Jay	16	0	15	27	.556	0	0	.000	14	15	.933	0	10	0.6	0	0	12	0	0	44	2.8
2019-21	Massoud, Ismael	53	854	105	292	.360	69	190	.363	52	70	.743	22	138	2.6	20	55	72	18	13	331	6.2
2021-22	Mathis, Anthony Jr.	4	6	0	2	.000	0	2	.000	0	0	.000	0	1	0.3	0	0	0	0	0	0	0.0
1980-81	Mayers, Glenn	28	241	33	76	.434	0	0	.000	32	40	.800	0	43	1.5	14	20	35	3	0	98	3.5
1977-78	McCaffery, Fran	28	448	51	122	.418	0	0	.000	24	52	.462	0	41	1.5	68	54	61	47	5	126	4.5
2014-17	McClinton, Greg	85	949	90	186	.484	1	6	.167	44	76	.579	86	188	2.2	34	57	119	23	14	225	2.6
1959-62	McCoy, Tommy	72	0	96	234	.410	0	0	.000	79	103	.767	0	203	2.8	0	0	114	0	0	271	3.8
2021-22	McCray, Robert	14	58	10	18	.556	4	10	.400	2	4	.500	4	8	0.6	3	4	7	2	1	26	1.9
2009-11	McDermott, Denmore	8	13	1	4	.250	0	0	.000	0	2	.000	0	4	0.5	1	0	1	0	0	2	0.3
1976-78	McDonald, Leroy	58	1393	224	411	.545	0	0	.000	134	187	.717	0	278	4.8	74	73	140	73	25	582	10.0
2006-10	McFarland, Chas	107	2129	268	556	.482	3	19	.158	216	331	.653	220	594	5.6	62	168	282	48	114	755	7.1
1984-85	McGill, Jeff	9	50	5	13	.385	0	0	.000	9	11	.818	0	4	0.4	10	7	7	3	0	19	2.1
1968-71	McGregor, Gilbert	80	0	408	830	.492	0	0	.000	223	330	.676	0	850	10.6	0	0	280	0	0	1039	13.0
2015-16	McGregor, Gilbert	4	5	0	0	.000	0	0	.000	1	2	.500	0	1	0.3	1	1	0	1	0	1	0.3
1978-80	McKaig, Benny	40	749	49	91	.538	0	0	.000	33	41	.805	0	35	0.9	117	71	48	28	2	131	3.3
2010-14	McKie, Travis	127	4023	568	1228	.463	121	367	.330	430	567	.758	241	816	6.4	146	234	271	127	101	1687	13.3
1997-98	McMillian, Aron	14	98	9	19	.474	0	0	.000	6	6	1.000	8	19	1.4	2	6	19	0	2	24	1.7
1988-92	McQueen, Derrick	111	3406	329	742	.443	99	271	.365	150	206	.728	46	326	2.9	575	305	292	114	5	907	8.2
2008-09	McQuilkin, Jimmy	4	3	0	0	.000	0	0	.000	0	0	.000	0	0	0.0	0	0	0	0	0	0	0.0
1953-54	McRae, Frank	17	0	12	48	.250	0	0	.000	19	33	.576	0	55	3.2	0	0	25	0	0	43	2.5
1988-92	Medlin, Phil	109	1671	100	220	.455	0	0	.000	61	95	.642	88	320	2.9	65	108	217	30	25	261	2.4
2010-12	Mescheriakov, Nikita	54	1115	121	301	.401	25	98	.255	85	116	.733	38	162	3.0	69	89	163	28	6	352	6.5
2012-16	Miller-McIntyre, Codi	117	3609	496	1150	.431	68	245	.278	269	426	.631	103	435	3.7	441	255	237	93	15	1329	11.4
1991-92	Milner, Pete	5	8	1	2	.500	0	0	.000	1	4	.250	1	2	0.4	0	0	2	0	0	3	0.6
2016-18	Mitchell, Donovan	34	345	32	65	.492	15	35	.429	11	15	.733	14	68	2.0	6	21	60	9	8	90	2.6
1957-60	Mitchell, Jerry	24	0	5	20	.250	0	0	.000	1	2	.500	0	5	0.2	0	0	11	0	0	11	0.5
2014-17	Mitoglou, Dinos	96	2262	290	674	.430	123	354	.347	187	245	.763	167	515	5.4	64	128	227	51	65	890	9.3
2021-22	Monsanto, Damari	17	275	42	106	.396	34	86	.395	6	10	.600	18	58	3.4	13	18	33	13	2	124	7.3
1966-69	Montgomery, Jerry	78	0	294	694	.424	0	0	.000	317	380	.834	0	228	2.9	0	0	151	0	0	905	11.6
2001-02	Montgomery, R.D.	5	12	1	2	.500	0	0	.000	1	2	.500	1	3	0.6	0	2	1	0	1	3	0.6
1973-75	Moody, Dan	41	215	95	215	.442	0	0	.000	28	46	.609	0	100	2.4	25	0	71	9	4	218	5.3
1965-66	Moody, Lucky	5	0	0	1	.000	0	0	.000	0	2	.000	0	0	0.0	0	0	0	0	0	0	0.0
2015-18	Moore, Doral	92	1262	233	357	.653	0	0	.000	72	144	.500	160	437	4.8	11	90	19	19	112	538	5.8
1978-82	Morgan, Guy	113	2948	399	708	.564	0	0	.000	330	465	.710	0	703	6.2	90	166	363	99	182	1128	10.0
1976-80	Morris, David	80	589	93	206	.451	0	0	.000	47	63	.746	0	33	0.4	42	41	68	24	1	233	2.9
1972-73	Moses, Danny	8	0	2	5	.400	0	0	.000	4	5	.800	0	7	0.9	0	0	3	0	0	8	1.0
2018-22	Mucius, Isaiah	117	2849	352	867	.406	135	409	.330	132	200	.660	143	479	4.1	91	142	220	63	36	971	8.3
1975-77	Mulnix, Don	31	200	20	42	.476	0	0	.000	22	35	.629	0	48	1.5	2	11	25	7	0	62	2.0
1954-57	Murdock, Jack	83	0	387	853	.454	0	0	.000	465	542	.858	0	342	4.1	0	0	221	0	0	1239	14.9
1998-02	Murray, Ervin	120	1921	106	249	.426	15	57	.263	74	103	.718	74	256	2.1	232	112	155	78	11	301	2.5
1973-76	Myatt, Al	27	58	14	25	.560	0	0	.000	5	12	.417	0	35	1.3	4	0	24	5	3	33	1.2
1963-65	Myers, Dick	35	0	23	58	.397	0	0	.000	9	17	.529	0	32	0.9	0	0	53	0	0	55	1.6
1970-71	Neal, Joe	4	0	2	3	.667	0	0	.000	3	4	.750	0	3	0.8	0	0	2	0	0	7	1.8
2019-21	Neath, Jahcobi	50	870	79	198	.399	18	52	.346	57	86	.663	11	91	1.8	100	88	77	24	3	233	4.6
1963-64	Nesbit, Bill	2	0	0	1	.000	0	0	.000	0	0	.000	0	0	0.0	0	0	0	0	0	0	0.0
2011-15	Niedrich, Doug	14	16	0	7	.000	0	0	.000	0	0	.000	2	7	0.5	1	0	2	0	0	0	0.0
1988-89	Norton, Phil	2	2	0	0	.000	0	0	.000	0	1	.000	0	2	1.0	0	1	0	0	0	0	0.0

2012-16	O'Brien, Grant	29	76	4	16	.250	1	8	.125	2	3	.667	2	10	0.3	0	0	5	0	1	11	0.4
1997-01	O'Kelley, Robert	127	4012	618	1563	.395	288	801	.360	361	501	.721	57	254	2.0	260	263	223	86	5	1885	14.8
1956-59	Odom, Dickie	67	0	84	226	.372	0	0	.000	152	206	.738	0	242	3.6	0	0	115	0	0	320	4.8
2019-21	Oguama, Ody	51	901	84	171	.491	0	0	.000	74	110	.673	94	228	4.5	11	51	139	17	31	242	4.7
2017-20	Okeke, Sunday	45	242	11	34	.324	0	0	.000	16	28	.571	39	77	1.7	8	14	72	7	7	38	0.8
2020-21	Okpomo. Emmanuel	14	134	5	9	.556	0	0	.000	6	8	.750	8	24	1.7	1	9	24	4	11	16	1.1
1970-73	Orenczak, John	59	0	45	121	.372	0	0	.000	34	60	.567	0	119	2.0	0	0	89	0	0	124	2.1
1984-85	Ortmann, Hartmut	24	212	11	30	.367	0	0	.000	6	10	.600	0	36	1.5	9	16	34	3	4	28	1.2
2013-15	Overton, Miles	36	345	35	103	.340	20	63	.317	31	46	.674	8	33	0.9	23	26	44	11	2	121	3.4
1984-86	Owens, Duane	7	15	1	7	.143	0	0	.000	4	4	1.000	0	0	0.0	0	0	3	1	0	6	0.9
1990-94	Owens, Trelonnie	115	2957	441	926	.476	14	49	.286	208	296	.703	197	581	5.1	143	151	239	58	25	1104	9.6
1959-62	Packer, Billy	89	0	527	1131	.466	0	0	.000	262	320	.819	0	211	2.4	0	0	170	0	0	1316	14.8
1975-77	Palma, Mike	43	329	63	153	.412	0	0	.000	30	36	.833	0	52	1.2	9	7	37	16	2	156	3.6
1972-75	Parrish, Mike	76	403	283	605	.468	0	0	.000	83	137	.606	0	451	5.9	71	0	234	6	7	649	8.5
1968-71	Pastushok, Neil	64	0	220	461	.477	0	0	.000	127	166	.765	0	264	4.1	0	0	108	0	0	567	8.9
2003-05	Paul, Chris	63	2110	278	589	.472	86	183	.470	306	365	.838	43	245	3.9	395	171	163	160	13	948	15.0
1970-73	Payne, Eddie	59	0	256	574	.446	0	0	.000	136	171	.795	0	124	2.1	99	0	145	0	0	648	11.0
1994-97	Peral, Ricardo	95	2804	274	550	.498	83	188	.441	121	169	.716	126	375	3.9	123	156	235	47	48	752	7.9
1972-75	Perry, Phil	75	219	101	255	.396	0	0	.000	39	52	.750	0	54	0.7	43	0	88	5	1	241	3.2
1974-76	Peterson, Daryl	53	975	129	265	.487	0	0	.000	59	101	.584	0	273	5.2	21	0	137	14	58	317	6.0
1953-55	Phillips, Graham	10	0	3	8	.375	0	0	.000	6	6	1.000	0	4	0.4	0	0	8	0	0	12	1.2
1985-86	Pickett, Marco	4	17	0	2	.000	0	0	.000	0	0	.000	0	1	0.3	1	0	0	0	0	0	0.0
1964-66	Pool, Clark	28	0	23	68	.338	0	0	.000	32	45	.711	0	69	2.5	0	0	35	0	0	78	2.8
2013-16	Prendergast, Stephen	15	25	2	9	.222	0	2	.000	1	2	.500	0	0	0.0	0	3	2	1	0	5	0.3
1953-55	Preston, Tom	12	0	7	16	.438	0	0	.000	7	10	.700	0	12	1.0	0	0	11	0	0	21	1.8
1966-69	Randall, Jay	59	0	25	66	.379	0	0	.000	17	29	.586	0	56	0.9	0	0	79	0	0	67	1.1
1991-93	Rasmussen, David	44	284	33	89	.371	19	50	.380	21	30	.700	13	36	0.8	12	19	30	5	6	106	2.4
1987-91	Ray, Steve	50	356	17	39	.436	8	16	.500	24	28	.857	2	32	0.6	27	23	31	12	0	66	1.3
1956-57	Reed, John	2	0	0	2	.000	0	0	.000	0	0	.000	0	0	0.0	0	0	0	0	0	0	0.0
1968-71	Rhoads, Bob	76	0	175	433	.404	0	0	.000	102	130	.785	0	207	2.7	0	0	152	0	0	452	5.9
1992-93	Rich, Steve	12	113	8	18	.444	0	0	.000	13	24	.542	13	41	3.4	1	13	16	1	9	29	2.4
2014-18	Rike, Troy	23	31	5	11	.455	1	3	.333	1	3	.333	2	12	0.9	2	2	2	0	0	12	0.5
1957-60	Ritchie, George	75	0	365	938	.389	0	0	.000	144	182	.791	0	273	3.6	0	0	143	0	0	874	11.7
1984-86	Robinson, Billy	9	16	3	8	.375	0	0	.000	1	5	.200	0	9	1.0	2	1	3	1	1	7	0.8
1978-83	Rogers, Alvis	114	3445	570	1168	.488	0	1	.000	301	413	.729	0	656	5.8	168	247	317	135	23	1441	12.6
1990-93	Rogers, Rodney	89	2811	683	1179	.579	53	152	.349	301	434	.694	266	705	7.9	195	247	249	146	74	1720	19.3
2012-15	Rountree, Aaron	87	1010	69	154	.448	8	25	.320	38	74	.514	55	165	1.9	63	48	119	50	62	184	2.1
1981-85	Rudd, Delaney	114	3166	561	1134	.495	13	29	.448	194	241	.805	0	196	1.7	283	182	264	93	5	1329	11.7
1994-98	Rutland, Tony	122	3598	392	1030	.381	247	657	.376	242	311	.778	59	292	2.4	356	282	149	130	10	1273	10.4
1987-91	Sanders, Todd	65	639	81	167	.485	1	4	.250	59	76	.776	8	112	1.7	22	53	53	8	4	222	3.4
2017-20	Sarr, Olivier	85	1795	223	466	.479	11	47	.234	207	286	.724	168	496	5.8	51	116	242	32	81	664	7.8
1955-57	Scalf, Don	14	0	1	5	.200	0	0	.000	3	5	.600	0	7	0.5	0	0	12	0	0	5	0.4
1973-77	Schellenberg, Jerry	109	2817	560	1179	.475	0	0	.000	246	304	.809	0	395	3.6	263	41	219	134	14	1366	12.5
2002-03	Schoetz, Dshamel	6	20	3	10	.300	0	0	.000	2	4	.500	4	5	0.8	0	1	7	2	1	8	1.3
1993-94	Schoone, Marc	11	25	3	11	.273	0	1	.000	8	8	1.000	3	5	0.5	0	1	8	0	2	14	1.3
1998-02	Scott, Antwan	129	2111	321	637	.504	6	15	.400	184	255	.722	146	406	3.1	40	122	172	53	136	832	6.4
1993-97	Scott, Marc	27	78	5	20	.250	1	9	.111	5	8	.625	1	6	0.2	7	13	9	2	0	16	0.6
1985-86	Scott, Mike	16	513	50	115	.435	0	0	.000	37	52	.712	0	91	5.7	21	38	39	9	18	137	8.6
1965-68	Scott, Newton	74	0	169	365	.463	0	0	.000	79	118	.669	0	344	4.6	0	0	155	0	0	417	5.6
1997-01	Shoemaker, Josh	126	2704	222	424	.524	4	11	.364	114	185	.616	236	667	5.3	121	125	234	57	42	562	4.5
1987-91	Siler, Robert	94	2093	342	732	.467	96	248	.387	134	181	.740	49	252	2.7	175	151	201	70	10	914	9.7
1993-95	Simpson, Matt	2	2	2	2	1.000	1	1	1.000	0	0	.000	1	1	0.5	0	0	0	0	0	5	2.5
1977-81	Singleton, Wilbert	102	996	194	350	.554	0	0	.000	96	169	.568	0	213	2.1	41	89	119	48	31	484	4.7
2006-08	Skeen, Jamie	60	1290	127	300	.423	57	158	.361	82	131	.626	108	262	4.4	54	83	102	39	0	393	6.6
2018-19	Smart, Ikenna	27	404	24	56	.429	0	0	.000	11	16	.688	30	89	3.3	4	19	65	3	9	59	2.2
1962-65	Smith, Billy	10	0	0	3	.000	0	0	.000	2	4	.500	0	2	0.2	0	0	9	0	0	2	0.2
2006-10	Smith, Ish	121	3667	458	1078	.425	66	219	.301	132	273	.484	71	448	3.7	612	350	232	153	23	1114	9.2
2005-08	Smith, Matt	8	10	1	2	.500	1	1	1.000	2	2	1.000	0	0	0.0	0	3	2	0	0	5	0.6
1960-61	Snead, Norman	4	0	13	21	.619	0	0	.000	5	8	.625	0	12	3.0	0	0	14	0	0	31	7.8
1964-67	Snyder, Jimmy	32	0	13	25	.520	0	0	.000	15	22	.682	0	39	1.2	0	0	18	0	0	41	1.3
1998-02	Songaila, Darius	130	3391	636	1245	.511	12	35	.343	575	692	.831	265	813	6.3	229	358	431	131	96	1859	14.3
2016-19	Spivey, Aaron	24	36	4	11	.364	1	6	.167	4	7	.571	1	5	0.2	3	1	2	2	0	13	0.5
1973-75	Stamp, Cal	52	794	193	428	.451	0	0	.000	113	162	.698	0	407	7.8	37	0	174	16	6	499	9.6
2005-08	Stanley, Cameron	73	558	48	116	.414	13	45	.289	21	35	.600	39	120	1.6	24	41	48	9	5	130	1.8
1972-74	Stare, Tim	27	0	9	18	.500	0	0	.000	5	13	.385	0	35	1.3	3	0	20	0	0	23	0.9
1958-61	Steele, Jerry	74	0	68	165	.412	0	0	.000	110	181	.608	0	229	3.1	0	0	165	0	0	246	3.3
1963-64	Steele, Tommy	7	0	3	5	.600	0	0	.000	0	1	.000	0	0	0.0	0	0	11	0	0	6	0.9
1954-57	Stepusin, Joe	33	0	9	28	.321	0	0	.000	16	24	.667	0	33	1.0	0	0	35	0	0	34	1.0
2009-11	Stewart, Ari	61	1274	178	467	.381	72	222	.324	53	70	.757	57	230	3.8	42	109	120	22	5	481	7.9
1970-71	Stewart, Jeff	6	0	4	5	.800	0	0	.000	0	1	.000	0	2	0.3	0	0	3	0	0	8	1.3
2002-06	Strickland, Trent	126	2529	312	670	.466	70	182	.385	209	314	.666	182	498	4.0	128	161	262	62	25	903	7.2
1995-96	Stringfellow, William	19	104	11	24	.458	0	1	.000	8	15	.533	16	40	2.1	3	5	3	2	6	30	1.6
1965-68	Stroupe, Dave	75	0	164	351	.467	0	0	.000	134	192	.698	0	315	4.2	0	0	197	0	0	462	6.2
2005-07	Swinton, Kevin	58	601	62	124	.500	0	0	.000	38	88	.432	78	176	3.0	8	54	80	15	17	162	2.8
2021-22	Sy, Khadim	34	659	82	153	.536	17	49	.347	22	41	.537	43	156	4.6	17	43	84	17	20	203	6.0
2010-11	Tabb, Melvin	14	124	8	23	.348	1	3	.333	5	13	.385	6	28	2.0	1	9	16	2	1	22	1.6
2021-22	Taylor, Lucas	15	49	0	9	.000	0	5	.000	1	2	.500	0	1	0.1	3	5	3	3	0	1	0.1
1980-84	Teachey, Anthony	121	3407	371	723	.513	4	12	.333	290	395	.734	0	869	7.2	215	159	226	110	203	1036	8.6
2007-09	Teague, Jeff	61	1883	315	682	.466	77	183	.421	293	361	.812	31	184	3.0	184	180	138	113	35	1000	16.4
2010-11	Terrell, J.T.	32	769	114	305	.374	50	140	.357	78	102	.765	20	67	2.1	51	71	79	21	1	356	11.1
1984-86	Thomas, Charlie	45	1228	175	335	.522	0	0	.000	57	105	.543	0	250	5.6	32	73	159	37	34	407	9.0
2012-16	Thomas, Devin	125	3535	544	1047	.520	0	0	.000	398	702	.567	314	1061	8.5	212	336	348	92	144	1486	11.9
2017-18	Thompson, Terrence	31	506	37	105	.352	8	17	.471	25	45	.556	52	121	3.9	8	26	50	20	2	107	3.4
1977-79	Thurman, Ed	43	352	27	77	.351	0	0	.000	27	43	.628	0	23	0.5	30	58	54	10	3	81	1.9
1967-70	Todmann, Norwood	69	0	264	666	.396	0	0	.000	196	265	.740	0	282	4.1	0	0	196	0	0	724	10.5
1981-84	Toms, John	89	1915	315	653	.482	3	12	.250	113	201	.562	0	268	3.0	93	133	123	71	5	746	8.4
1989-92	Tucker, Anthony	85	2546	420	864	.486	8	32	.250	195	296	.659	151	445	5.2	232	228	165	75	35	1043	12.3
1955-57	Tucker, Bill	27	0	14	36	.389	0	0	.000	9	15	.600	0	28	1.0	0	0	18	0	0	37	1.4
2009-10	Tucker, Konner	6	31	4	10	.400	4	8	.500	1	3	.333	1	4	0.7	1	2	7	0	0	13	2.2
2019-22	Van Beveren, Grant	11	19	5	7	.714	0	0	.000	0	0	.000	2	6	0.5	0	0	1	0	0	10	0.9
2013-17	VanHorn, Trent	51	309	13	40	.325	1	13	.077	19	25	.760	4	24	0.5	13	15	36	9	0	46	0.9
1979-81	Vaughns, Kenny	45	241	18	56	.321	0	0	.000	11	19	.579	0	19	0.4	29	30	27	14	2	47	1.0
1997-01	Vidaurreta, Rafael	119	2865	228	502	.454	5	30	.167	163	270	.604	271	727	6.1	105	188	319	89	41	624	5.2
2003-06	Visser, Kyle	127	2092	338	616	.549	1	3	.333	255	409	.623	212	500	3.9	61	148	258	62	116	932	7.3
1967-70	Walker, Dickie	80	0	452	936	.483	0	0	.000	297	415	.716	0	464	5.8	0	0	243	0	0	1201	15.0
2008-12	Walker, Ty	70	1066	96	215	.447	0	0	.000	32	53	.604	72	226	3.2	28	47	62	29	144	224	3.2
1981-82	Wallace, Stewart	8	20	2	3	.667	0	0	.000	0	1	.000	0	2	0.3	1	0	2	0	0	4	0.5
2021-22	Walton, Dallas	35	898	120	224	.536	21	57	.368	63	88	.716	34	181	5.2	37	35	88	14	48	324	9.3
1982-83	Warden, Steve	23	109	16	34	.471	0	1	.000	29	37	.784	0	19	0.8	3	8	9	2	1	61	2.7
2012-16	Washington, Andre	67	416	40	86	.465	0	0	.000	36	58	.621	33	81	1.2	6	20	79	6	57	116	1.7
2016-17	Washington, Rich	8	17	1	6	.167	0	4	.000	0	0	.000	0	2	0.3	3	1	3	0	0	2	0.3
1985-87	Watson, Rod	54	1590	277	620	.447	36	99	.364	55	73	.753	0	131	2.4	70	71	99	49	4	645	11.9
2014-16	Watson, Rondale	35	420	29	82	.354	13	42	.310	19	34	.559	6	46	1.3	26	19	39	16	2	90	2.6
1962-65	Watts, Ronny	80	0	359	696	.516	0	0	.000	351	530	.662	0	833	10.4	0	0	259	0	0	1069	13.4
1953-54	Weatherspoon, Bob	5	0	0	4	.000	0	0	.000	5	8	.625	0	6	1.2	0	0	3	0	0	5	1.0
2006-10	Weaver, David	121	1368	116	215	.540	6	14	.429	66	104	.635	94	251	2.1	29	69	200	21	74	304	2.5
1983-85	Wessel, Craig	32	146	21	35	.600	0	0	.000	8	18	.444	0	29	0.9	1	16	48	3	4	50	1.6
1996-97	West, Rodney	13	54	3	6	.500	0	0	.000	4	7	.571	5	11	0.8	3	4	4	1	4	10	0.8
1964-67	Whitaker, Sherrill	56	0	58	128	.453	0	0	.000	29	51	.569	0	103	1.8	0	0	60	0	0	145	2.6
2019-20	White, Andrien	31	753	87	229	.380	56	149	.376	49	60	.817	9	113	3.6	43	59	66	22	1	279	9.0
1987-88	White, Kyle	7	8	1	3	.333	0	1	.000	0	0	.000	0	1	0.1	1	0	0	0	0	2	0.3

2020-22	Whitt, Carter	50	793	56	180	.311	23	83	.277	9	16	.563	6	91	1.8	97	93	42	21	2	144	2.9
1960-63	Wiedeman, Dave	71	0	357	852	.419	0	0	.000	151	207	.729	0	333	4.7	0	0	200	0	0	865	12.2
1954-57	Wiggins, Ernie	83	0	391	836	.468	0	0	.000	255	311	.820	0	276	3.3	0	0	190	0	0	1037	12.5
1957-60	Wiggins, Twig	72	0	120	257	.467	0	0	.000	143	214	.668	0	308	4.3	0	0	162	0	0	383	5.3
2014-18	Wilbekin, Mitchell	119	3197	272	747	.364	197	510	.386	148	179	.827	34	238	2.0	177	84	225	91	5	889	7.5
2020-21	Wilkins, Isaiah	17	182	11	31	.355	5	17	.294	5	7	.714	4	29	1.7	13	7	16	12	1	32	1.9
2000-04	Williams, Alan	29	58	9	21	.429	3	9	.333	6	8	.750	1	11	0.4	3	1	6	2	0	27	0.9
2021-22	Williams, Alondes	35	1193	242	477	.507	40	142	.282	125	181	.691	49	224	6.4	181	127	72	42	14	649	18.5
2013-14	Williams, Coron	33	834	117	251	.466	71	176	.403	31	37	.838	14	71	2.2	38	10	53	22	3	336	10.2
2002-06	Williams, Eric	129	3452	676	1140	.593	0	0	.000	386	673	.574	334	858	6.7	90	264	380	132	12	1738	13.5
1955-57	Williams, Jack	53	0	328	732	.448	0	0	.000	210	316	.665	0	515	9.7	0	0	139	0	0	866	16.3
2006-10	Williams, L.D.	119	3332	373	809	.461	59	206	.286	200	319	.627	178	485	4.1	158	196	322	136	27	1005	8.4
1979-80	Williamson, Brad	8	12	1	2	.500	0	0	.000	2	3	.667	0	0	0.0	0	1	3	0	0	4	0.5
2020-22	Williamson, Davien	55	1751	222	490	.454	97	251	.386	132	159	.830	8	128	2.3	96	80	68	51	3	673	12.2
1965-67	Wills, Bob	34	0	26	90	.289	0	0	.000	19	29	.655	0	36	1.1	0	0	36	0	0	71	2.1
1995-96	Wilson, Armond	16	42	2	14	.143	1	9	.111	2	4	.500	2	6	0.4	4	3	2	0	0	7	0.4
1987-91	Wise, Tom	86	494	25	43	.581	0	0	.000	22	42	.524	20	87	1.0	12	25	85	7	2	72	0.8
2016-18	Woods, Keyshawn	61	1726	269	574	.469	86	211	.408	122	153	.797	38	209	3.4	169	102	139	40	0	746	12.2
1996-98	Woods, Loren	52	1079	134	304	.441	1	4	.250	130	193	.674	100	314	6.0	35	80	95	15	95	399	7.7
2008-10	Woods, Tony	61	741	99	168	.589	0	0	.000	40	85	.471	90	178	2.9	4	60	109	9	37	143	3.9
1960-63	Woollard, Bob	76	0	230	485	.474	0	0	.000	145	215	.674	0	508	6.7	0	0	194	0	0	605	8.0
2018-20	Wright Jr., Sharone	51	875	101	249	.406	23	73	.316	38	67	.568	18	87	1.7	43	50	74	16	3	263	4.3
2018-20	Wynn, Michael	41	235	23	78	.295	10	44	.227	14	21	.667	21	34	0.8	5	13	26	3	3	70	1.7
1953-54	Yarbrough, Bill	2	0	1	2	.500	0	0	.000	0	0	.000	0	2	1.0	0	0	0	0	0	2	1.0
1980-84	Young, Danny	122	3479	455	958	.475	27	73	.370	233	329	.708	0	237	1.9	493	207	231	194	23	1170	9.6
1974-76	Young, Steve	11	33	4	13	.308	0	0	.000	5	9	.556	0	12	1.1	0	0	1	2	0	13	1.2
1960-63	Zawacki, Ted	39	0	14	37	.378	0	0	.000	26	44	.591	0	38	1.0	0	0	29	0	0	54	1.4

MARYLAND - FORMER MEMBER

Year	Name	G	MIN	FG	FGA	PCT	3PT	3PA	PCT	FT	FTA	PCT	OR	TR	AVG	AST	TO	PF	ST	BK	PTS	AVG
1981-85	Adkins, Jeff	128	3407	392	836	46.9	22	54	40.7	193	285	67.7	0	310	2.4	360	181	299	110	32	999	7.8
2012-14	Allen, Seth	56	1387	184	463	39.7	88	254	34.6	92	124	74.2	13	119	2.1	143	102	114	54	8	548	9.8
1959-60	Alpert, Steve	6	0	2	5	40	0	0	0.0	0	0	0	0	1	0.2	0	0	0	0	0	4	0.7
1989-90	Anderson, Mike	25	248	13	40	32.5	2	12	16.7	26	36	72.2	5	23	0.9	34	42	32	9	0	54	2.2
1987-88	Archer, Rudy	31	1070	134	310	43.2	48	122	39.3	77	100	77	15	75	2.4	172	86	48	38	2	393	12.7
2012-13	Aronhalt, Logan	38	540	77	183	42.1	63	145	43.4	12	20	60.0	14	63	1.7	15	28	15	10	4	229	6.0
1953-54	Atchison, Ken	6	0	0	2	0	0	0	0.0	0	0	0	0	0	0	0	0	0	0	0	0	0.0
2011-14	Auslander, John	27	132	7	20	35.0	1	8	12.5	6	11	54.5	2	11	0.4	2	8	21	2	0	21	0.8
1966-68	Avery, John	59	0	117	248	47.2	0	0	0.0	50	67	74.6	0	68	1.2	0	0	59	0	0	284	4.8
1999-02	Badu, Earl	18	33	2	5	40	0	1	0.0	0	4	0	0	4	0.2	10	4	2	0	0	4	0.2
1978-82	Baldwin, Taylor	84	655	75	123	61	0	0	0.0	49	77	63.6	0	167	2	20	40	129	5	50	199	2.4
2011-14	Barks, Spencer	21	36	0	7	0.0	0	0	0.0	7	10	70.0	3	6	0.3	0	2	3	0	1	7	0.3
1961-64	Barton, Joe	38	0	44	101	43.6	0	0	0.0	30	47	63.8	0	109	2.9	0	0	71	0	0	118	3.1
1982-86	Baxter, Jeff	118	1733	214	461	46.4	6	15	40	117	161	72.7	0	116	1	196	122	138	46	3	551	4.7
1998-02	Baxter, Lonny	138	3372	712	1287	55.3	3	5	60	431	718	60	347	998	7.2	96	225	408	119	227	1858	13.5
1957-60	Bechtle, Jerry	71	0	230	555	41.4	0	0	0.0	153	214	71.5	0	260	3.7	0	0	0	0	0	613	8.6
1982-86	Bias, Len	131	4302	838	1562	53.6	3	11	27.3	470	591	79.5	0	745	5.7	168	283	332	84	87	2149	16.4
1976-80	Bilney, John	88	89	59	133	44.4	0	0	0.0	34	73	46.6	0	197	2.2	41	10	132	28	20	152	1.7
1999-03	Blake, Steve	138	4312	374	932	40.1	182	478	38.1	209	271	77.1	84	465	3.4	972	453	289	234	38	1139	8.3
1969-72	Blank, Charlie	70	0	185	389	47.6	0	0	0.0	63	96	65.6	0	246	3.5	58	0	124	0	0	433	6.2
1970-73	Bodell, Bob	88	0	204	387	52.7	0	0	0.0	157	217	72.4	0	228	2.6	241	0	141	0	0	565	6.4
1993-97	Booth, Keith	126	3871	589	1291	45.6	22	105	21	576	824	69.9	326	916	7.3	296	403	407	193	73	1776	14.1
1993-94	Bosnic, Nick	28	227	31	75	41.3	8	23	34.8	12	17	70.6	18	41	1.5	13	16	25	8	4	82	2.9
1975-78	Boston, Lawrence	82	0	438	760	57.6	0	0	0.0	131	191	68.6	0	629	7.7	67	0	261	44	48	1007	12.3
1973-74	Bowen, Bob	6	0	0	4	0	0	0	0.0	0	0	0	0	6	1	0	0	1	0	0	0	0.0
2003-07	Bowers, Will	116	1182	92	226	40.7	1	6	16.7	57	91	62.6	66	206	1.8	42	72	198	15	65	242	2.1
2007-11	Bowie, Adrian	135	2602	321	688	46.7	63	190	33.2	183	269	68	99	329	2.4	286	188	222	126	21	888	6.6
1973-76	Boyle, John	44	0	9	25	36	0	0	0.0	2	7	28.6	0	30	0.7	2	0	14	0	0	20	0.5
1981-85	Branch, Adrian	123	4179	767	1579	48.6	29	81	35.8	454	607	74.8	0	546	4.4	292	348	372	110	50	2017	16.4
1963-66	Brayton, Neil	76	0	278	652	42.6	0	0	0.0	157	207	75.8	0	344	4.5	0	0	270	0	0	713	9.4
1991-95	Bristol, Wayne	100	763	87	224	38.8	31	101	30.7	60	102	58.8	51	101	1	60	53	82	33	9	265	2.7
1988-92	Broadnax, Vince	101	2178	210	429	49	0	1	0.0	176	242	72.7	137	298	3	204	141	207	88	8	596	5.9
1953-54	Brooks, Ronnie	30	0	29	86	33.7	0	0	0.0	24	40	60	0	0	0	0	0	0	0	0	82	2.7
1964-65	Brotman, Don	7	0	2	8	25	0	0	0.0	4	5	80	0	2	0.3	0	0	9	0	0	8	1.1
1970-73	Brown, Darrell	76	0	148	300	49.3	0	0	0.0	62	100	62	0	220	2.9	61	0	108	0	0	358	4.7
1966-68	Brown, Larry	6	0	0	2	0	0	0	0.0	0	0	0	0	1	0.2	0	0	0	0	0	0	0.0
1972-75	Brown, Owen	87	0	335	690	48.6	0	0	0.0	118	159	74.2	0	440	5.1	68	0	204	0	0	788	9.1
2005-07	Brown, Parrish	60	526	57	137	41.6	20	51	39.2	39	51	76.5	19	72	1.2	79	57	34	25	1	173	2.9
1976-79	Bryant, Bill	55	0	160	353	45.3	0	0	0.0	91	125	72.8	0	129	2.3	97	0	90	37	18	411	7.5
1957-60	Bunge, Al	75	0	339	842	40.3	0	0	0.0	257	389	66.1	0	795	10.6	0	0	0	0	0	935	12.5
2007-09	Burney, Jerome	26	193	19	47	40.4	0	1	0.0	0	8	0	17	44	1.7	6	4	14	2	15	38	1.5
1989-93	Burns, Evers	113	2548	545	1092	49.9	1	4	25	224	365	61.4	261	634	5.6	101	170	288	114	64	1315	11.6
2002-06	Caner-Medley, Nik	127	3545	570	1240	46	116	344	33.7	317	427	74.2	248	659	5.2	222	247	260	146	86	1573	12.4
1962-65	Carlson, Phil	62	0	119	258	46.1	0	0	0.0	62	108	57.4	0	213	3.4	0	0	82	0	0	300	4.8
1960-63	Carpenter, Connie	58	0	103	239	43.1	0	0	0.0	30	40	75	0	105	1.8	0	0	28	0	0	236	4.1
1971-72	Cartwright, Mark	15	0	45	82	54.9	0	0	0.0	20	30	66.7	0	54	3.6	6	0	20	0	0	110	7.3
1997-01	Cephas, LaRon	64	275	30	81	37	4	9	44.4	9	22	40.9	16	69	1.1	3	14	47	5	7	73	1.1
1989-91	Chamberlain, Kevin	7	11	1	5	20	0	0	0.0	0	0	0	1	1	0.1	0	0	1	0	0	2	0.3
1974-75	Cherry, Mike	4	0	2	3	66.7	0	0	0.0	0	0	0	0	4	1	1	0	0	0	0	4	1.0
2009-10	Choi, Jin Soo	30	180	14	51	27.5	5	23	21.7	8	11	72.7	7	34	1.1	2	14	26	8	29	41	1.4
2004-07	Chukura, Gini	27	63	5	16	31.3	2	4	50	1	8	12.5	11	15	0.6	1	4	4	3	1	13	0.5
1965-66	Clark, Jack	73	0	133	301	44.2	0	0	0.0	141	190	74.2	0	174	2.4	0	0	122	0	0	407	5.6
2012-14	Cleare, Shaquille	69	885	97	169	57.4	0	0	0.0	36	66	59.1	63	179	2.6	11	44	138	11	24	233	3.4
1982-84	Coleman, Ben	62	2089	376	638	58.9	0	0	0.0	193	282	68.4	0	511	8.2	85	0	211	42	75	945	15.2
2001-04	Collins, Andre	47	244	41	73	56.2	12	32	37.5	10	17	58.8	3	26	0.6	46	23	21	17	1	104	2.2
1976-77	Crawford, Mark	16	0	2	9	22.2	0	0	0.0	12	13	92.3	0	4	0.3	2	0	7	2	1	16	1.0
1956-59	Danko, Gene	58	0	92	245	37.6	0	0	0.0	110	155	71	0	138	2.4	0	0	0	0	0	294	5.1
1974-77	Davis, Brad	84	0	386	721	53.5	0	0	0.0	254	318	79.9	0	262	3.1	431	0	247	25	12	1026	12.2
1976-78	Davis, Mike	45	0	88	189	46.6	0	0	0.0	75	114	65.8	0	286	6.4	16	0	140	21	62	251	5.6
1957-58	Davis, Nick	79	0	357	809	44.1	0	0	0.0	147	204	72.1	0	263	3.3	0	0	0	0	0	861	10.9
1963-67	DeCosmo, Mike	46	0	63	211	29.9	0	0	0.0	45	56	80.4	0	88	1.9	0	0	78	0	0	171	3.7
1985-89	Dickerson, Dave	100	2036	193	450	42.9	24	80	30	105	148	70.9	116	334	3.3	140	125	264	26	34	515	5.2
2011-12	Dillard, Jon	7	11	1	2	50	0	0	0.0	0	1	0	0	0	0	1	0	0	0	0	2	0.3
1953-55	Dilworth, Bob	46	0	63	149	42.3	0	0	0.0	40	74	54.1	0	155	6.5	0	0	0	0	0	166	3.6
1998-02	Dixon, Juan	141	4002	802	1713	46.8	239	615	38.9	426	501	85	199	599	4.2	370	355	283	332	26	2269	16.1
2013-14	Dodd, Damonte	22	166	7	19	36.8	0	0	0.0	2	16	12.5	19	33	1.5	1	8	27	3	9	16	0.7
1990-92	Downing, Matt	51	586	52	132	39.4	20	65	30.8	40	62	64.5	32	73	1.4	65	47	72	21	0	164	3.2
1965-68	Dreschler, Rich	52	0	162	395	41	0	0	0.0	84	128	65.6	0	380	7.3	0	0	118	0	0	408	7.8
1981-85	Driesell, Chuck	58	255	29	77	37.7	1	5	20	48	77	62.3	0	24	0.4	13	19	30	5	1	107	1.8
1955-56	Dunlap, Don	16	0	5	13	38.5	0	0	0.0	8	14	57.1	0	20	1.3	0	0	0	0	0	18	1.1
2007-09	Dupree, Braxton	52	527	46	124	37.1	0	0	0.0	28	51	54.9	48	118	2.3	3	35	59	7	19	120	2.3
1960-63	Eicher, Bob	66	0	262	646	40.6	0	0	0.0	159	219	72.6	0	320	4.8	0	0	109	0	0	683	10.3
1995-99	Ekezie, Obinna	118	2830	408	815	50.1	0	2	0.0	356	544	65.4	253	671	5.7	104	243	355	73	125	1172	9.9
1994-98	Elliott, Rodney	123	2227	343	704	48.7	43	128	33.6	212	309	68.6	198	570	4.6	117	141	286	64	44	941	7.7
1971-74	Elmore, Len	86	0	408	836	48.8	0	0	0.0	201	278	72.3	0	1053	12.2	120	0	210	0	0	1017	11.8
1988-90	Etienne, Max	11	19	5	8	62.5	0	0	0.0	2	4	50	2	3	0.3	0	1	4	0	0	12	1.1
1953-55	Everett, Bob	54	0	207	446	46.4	0	0	0.0	201	309	65	0	250	10.4	0	0	0	0	0	615	11.4
1982-83	Farmer, Ed	20	173	20	49	40.8	0	1	0.0	14	22	63.6	0	44	2.2	3	0	32	4	4	54	2.7
2011-14	Faust, Nick	102	2745	313	808	38.7	108	346	31.2	210	306	68.6	86	388	3.8	226	218	207	105	33	944	9.3
1966-67	Feeney, Steve	6	0	1	3	33.3	0	0	0.0	1	2	50	0	1	0.2	0	0	0	0	0	3	0.5
1961-64	Ferguson, Scott	59	0	144	321	44.9	0	0	0.0	78	128	60.9	0	293	5	0	0	106	0	0	366	6.2
1995-99	Fields, Norman	52	167	24	65	36.9	6	21	28.6	12	17	70.6	15	44	0.8	21	16	8	12	2	66	1.3
1969-70	Findreng, Tommy	1	0	0	0	0	0	0	0.0	0	0	0	0	0	0	0	0	2	0	0	0	0.0

1969-71	Flowers, Jay	31	0	36	100	36	0	0	0.0	42	59	71.2	0	85	2.7	26	0	41	0	0	114	3.7
2003-05	Fofana, Hassan	32	254	18	51	35.3	0	0	0.0	11	25	44	17	52	1.6	4	24	49	7	18	47	1.5
1979-84	Fothergill, Mark	100	1454	146	276	52.9	1	5	20	115	149	77.2	0	246	2.5	41	54	225	14	16	408	4.1
1998-99	Francis, Steve	34	1034	205	392	52.3	45	116	38.8	124	157	79	57	154	4.5	152	102	95	95	6	579	17.0
1963-66	Franklin, Bill	49	0	9	27	33.3	0	0	0.0	10	16	62.5	0	11	0.2	0	0	28	0	0	28	0.6
1954-55	Fuqua, Frank	15	0	42	108	38.9	0	0	0.0	64	87	73.6	0	118	7.9	0	0	0	0	0	148	9.9
2004-05	Garrison, Travis	125	2392	334	768	43.5	34	98	34.7	237	318	74.5	261	628	5	79	143	322	57	136	939	7.5
1983-88	Gatlin, Keith	122	3520	434	878	49.4	56	113	49.6	163	205	79.5	20	271	2.2	649	246	161	90	11	1087	8.9
1975-79	Gibson, Larry	101	0	484	878	55.1	0	0	0.0	230	313	73.5	0	895	8.9	55	0	322	45	182	1198	11.9
2002-05	Gilchrist, John	91	2407	365	777	47	85	217	39.2	207	288	71.9	120	352	3.9	364	204	135	123	18	1022	11.2
2004-08	Gist, James	130	3242	536	1059	50.6	31	94	33	311	447	69.6	237	783	6	142	236	319	122	231	1414	10.9
2008-10	Goins, Steve	6	16	1	3	33.3	0	0	0.0	2	4	50	3	5	0.8	0	3	2	1	1	4	0.7
1977-81	Graham, Ernest	118	1956	686	1363	50.3	0	0	0.0	235	334	70.4	0	572	4.8	346	92	355	123	41	1607	13.6
2013-14	Graham, Jonathan	28	284	19	38	50.0	0	0	0.0	8	17	47.1	26	68	2.4	5	12	44	12	14	46	1.6
1953-54	Greco, Ralph	30	0	65	175	37.1	0	0	0.0	35	54	64.8	0	0	0	0	0	0	0	0	165	5.5
1960-63	Greenspan, Jerry	61	0	279	708	39.4	0	0	0.0	317	420	75.5	0	501	8.2	0	0	163	0	0	875	14.3
1985-86	Gregg, David	15	106	10	17	58.8	0	0	0.0	9	19	47.4	0	11	0.7	2	8	14	2	6	29	1.9
2007-11	Gregory, Dino	107	2131	200	433	46.2	1	2	50	108	148	73	154	406	3.8	46	82	238	51	106	509	4.8
2001-05	Grinnon, Mike	60	256	13	39	33.3	5	17	29.4	15	21	71.4	17	49	0.8	18	19	17	9	4	46	0.8
1972-75	Hahn, Billy	58	0	40	70	57.1	0	0	0.0	16	29	55.2	0	24	0.4	55	0	36	0	0	96	1.7
1996-00	Hahn, Matt	43	110	8	21	38.1	1	9	11.1	20	32	62.5	2	10	0.2	24	14	6	6	0	37	0.9
1956-59	Halleck, Jim	71	0	160	409	39.1	0	0	0.0	213	297	71.7	0	381	5.4	0	0	0	0	0	533	7.5
1975-76	Hand, Pat	9	0	0	2	0	0	0	0.0	2	2	100	0	2	0.2	2	0	2	0	0	2	0.2
1954-57	Hardiman, Bob	43	0	9	28	32.1	0	0	0.0	19	32	59.4	0	20	0.5	0	0	0	0	0	37	0.9
1964-67	Harrington, Joe	63	0	209	427	48.9	0	0	0.0	138	217	63.6	0	344	5.5	0	0	161	0	0	556	8.8
1977-79	Hart, Bob	16	0	4	4	100	0	0	0.0	2	2	100	0	5	0.3	1	0	3	2	0	10	0.6
2006-10	Hayes, Eric	133	3868	409	914	44.7	196	484	40.5	187	215	87	59	346	2.6	513	258	181	130	25	1201	9.0
1976-80	Henderson, David	38	77	13	21	61.9	0	0	0.0	9	15	60	0	33	0.9	4	5	18	0	5	35	0.9
2002-05	Henry, Darien	24	58	8	17	47.1	0	0	0.0	1	3	33.3	5	12	0.5	3	1	9	4	3	17	0.7
1967-70	Hetzel, Will	76	0	547	1242	44	0	0	0.0	276	353	78.2	0	689	9.1	56	0	240	0	0	1370	18.0
1992-96	Hipp, Exree	121	3440	524	1120	46.8	84	286	29.4	240	362	66.3	186	488	4	326	250	305	119	37	1372	11.3
1996-97	Hite, Kelly	11	36	2	8	25	0	4	0.0	6	12	50	3	11	1	0	4	5	2	0	10	0.9
1960-61	Hodor, George	15	0	3	16	18.8	0	0	0.0	13	20	65	0	6	0.4	0	0	0	0	0	19	1.3
1980-84	Holbert, Pete	75	552	83	203	40.9	2	7	28.6	62	80	77.5	0	76	1	22	17	42	7	2	230	3.1
1999-03	Holden, Tahj	128	2260	214	489	43.8	55	138	39.9	216	302	71.5	103	358	2.8	144	104	291	86	132	699	5.5
1986-87	Holland, Pat	5	11	1	7	14.3	0	1	0.0	0	0	0	1	2	0.4	0	0	2	0	2	2	0.4
1986-88	Hood, Steve	55	1502	216	456	47.4	61	148	41.2	102	149	68.5	38	173	3.1	111	120	117	34	5	595	10.8
1967-70	Horst, Rod	76	0	354	743	47.6	0	0	0.0	152	218	69.7	0	651	8.6	16	0	126	0	0	860	11.3
1990-92	Horton, Frank	14	26	4	11	36.4	1	6	16.7	0	0	0	1	4	0.3	3	3	2	1	1	9	0.6
1972-76	Howard, Maurice	112	0	485	886	54.7	0	0	0.0	191	250	76.4	0	262	2.3	219	0	282	0	0	1161	10.4
2010-13	Howard, Pe'Shon	83	821	123	336	36.6	46	155	29.7	95	127	74.8	21	195	2.3	289	162	112	62	5	387	4.7
1976-78	Hunter, Jo Jo	54	0	234	491	47.7	0	0	0.0	100	123	81.3	0	97	1.8	84	0	94	50	3	568	10.5
2003-07	Ibekwe, Ekene	127	2661	405	849	47.7	9	38	23.7	288	484	59.5	276	781	6.1	87	257	384	109	230	1107	8.7
1978-82	Jackson, Reggie	118	1767	177	462	38.3	0	0	0.0	104	159	65.4	0	211	1.8	223	72	245	89	23	458	3.9
1994-98	Jasikevicius, Sarunas	120	2303	317	725	43.7	136	363	37.5	159	217	73.3	64	234	2	273	196	208	95	16	929	7.7
1959-62	Jelus, Paul	72	0	229	528	43.4	0	0	0.0	191	258	74	0	357	5	0	0	48	0	0	649	9.0
1985-89	Johnson, John	109	2533	322	700	46	59	166	35.5	263	347	75.8	49	204	1.9	229	202	138	51	4	966	8.9
1966-69	Johnson, Pete	75	0	408	994	41	0	0	0.0	171	243	70.4	0	262	3.5	0	0	188	0	0	987	13.2
1965-68	Jones, Bill	65	0	228	601	37.9	0	0	0.0	121	183	66.1	0	292	4.5	0	0	174	0	0	577	8.9
2003-07	Jones, Mike	128	2378	407	941	43.3	203	495	41	163	203	80.3	107	359	2.8	129	165	194	82	26	1180	9.2
1984-86	Jones, Tom	70	1845	231	437	52.9	0	0	0.0	69	101	68.3	0	310	4.4	73	56	153	38	19	531	7.6
1993-95	Judd, Donny	18	38	10	23	43.5	3	9	33.3	9	15	60	6	11	0.6	3	4	4	2	0	32	1.8
1988-90	Kaluzienski, Matt	16	36	4	8	50	1	1	100	1	2	50	1	8	0.5	1	7	2	0	0	10	0.6
1986-88	Karver, Mark	35	233	24	51	47.1	4	10	40	22	27	81.5	16	34	1	26	24	34	9	3	74	2.1
1986-90	Kasoff, Mitch	44	105	10	42	23.8	1	8	12.5	13	24	54.2	9	21	0.5	17	12	18	9	0	34	0.8
1969-71	Kebeck, Steve	47	0	98	235	41.7	0	0	0.0	33	49	67.3	0	45	1	31	0	21	0	0	229	4.9
1959-62	Kelleher, Bruce	68	0	328	748	43.9	0	0	0.0	198	256	77.3	0	213	3.1	0	0	51	0	0	854	12.6
1991-93	Kerwin, Chris	57	1341	139	279	49.8	0	2	0.0	42	87	48.3	104	287	5	29	64	181	23	61	320	5.6
1953-56	Kessler, Bob	78	0	440	1126	39.1	0	0	0.0	386	587	65.8	0	599	12.5	0	0	0	0	0	1266	16.2
2008-09	Kim, Jin Soo	21	136	12	42	28.6	5	21	23.8	5	7	71.4	5	24	1.1	0	12	19	6	5	34	1.6
1977-81	King, Albert	118	2141	862	1673	51.5	0	0	0.0	334	431	77.5	0	715	6.1	304	90	314	119	50	2058	17.4
1990-91	Kjome, Eric	20	89	9	20	45	1	3	33.3	14	27	51.9	7	20	1	2	6	17	2	0	33	1.7
1993-98	Kovarik, Matt	129	1359	74	169	43.8	6	29	20.7	63	101	62.4	51	173	1.3	167	111	166	58	5	217	1.7
1957-60	Krukar, Pete	55	0	43	108	39.8	0	0	0.0	34	52	65.4	0	57	1	0	0	0	0	0	120	2.2
1967-68	Labonia, Gene	7	0	0	2	0	0	0	0.0	4	5	80	0	3	0.4	0	0	5	0	0	4	0.6
1984-85	Lancaster, Wally	7	25	5	10	50	0	0	0.0	0	0	0	0	1	0.1	3	4	2	0	0	10	1.4
2012-14	Layman, Jake	70	1773	199	499	39.9	96	284	33.8	89	125	71.2	76	282	4.0	66	76	128	55	51	208	5.5
2004-06	Ledbetter, Sterling	55	855	49	136	36	7	29	24.1	48	68	70.6	34	108	2	107	92	80	25	2	153	2.8
2011-13	Len, Alex	60	1470	225	418	53.8	1	9	11.1	132	199	66.3	145	417	7.0	50	93	155	12	125	583	9.7
2009-11	Levent, Ersin	19	43	2	12	16.7	1	5	20	3	6	50	3	8	0.4	1	4	2	2	0	8	0.4
1962-65	Lewis, Bob	27	0	18	36	50	0	0	0.0	9	27	33.3	0	43	1.6	0	0	23	0	0	45	1.7
1987-91	Lewis, Cedric	95	1882	198	416	47.6	0	0	0.0	139	255	54.5	147	424	4.5	37	119	194	70	239	535	5.6
1984-88	Lewis, Derrick	127	4202	564	1044	54	16	38	42.1	314	487	64.5	120	948	7.5	182	268	388	137	339	1458	11.5
2012-14	Lipinski, Connor	11	17	1	1	100.0	1	1	100.0	4	6	66.7	0	0	0.0	1	2	2	0	0	7	0.6
1983-86	Long, Terry	92	987	87	164	53	0	0	0.0	57	98	58.2	0	208	2.3	40	81	122	28	26	231	2.5
1955-56	Love, John	9	0	0	6	0	0	0	0.0	2	3	66.7	0	1	0.1	0	0	0	0	0	2	0.2
1972-76	Lucas, John	110	0	862	1643	52.5	0	0	0.0	291	374	77.8	0	374	3.4	514	0	276	0	0	2015	18.3
1992-96	Lucas, Mario	116	1926	296	714	41.5	62	171	36.3	135	230	58.7	169	436	3.8	50	139	210	59	44	789	6.8
1966-69	MacDonald, Jon	37	0	18	54	33.3	0	0	0.0	10	19	52.6	0	18	0.5	0	0	17	0	0	46	1.2
1975-77	Magid, Brian	46	0	69	129	53.5	0	0	0.0	30	35	85.7	0	23	0.5	16	0	27	5	0	168	3.7
1977-81	Manning, Greg	118	2024	623	1068	58.3	0	0	0.0	315	367	85.8	0	181	1.5	271	44	228	66	7	1561	13.2
1997-01	Mardesich, Mike	137	1866	213	513	41.5	0	0	0.0	86	150	57.3	171	447	3.3	80	136	222	45	74	512	3.7
1959-62	Marshall, Ted	57	0	69	178	38.8	0	0	0.0	46	74	62.2	0	157	2.8	0	0	58	0	0	184	3.2
1953-54	Martin, Bill	19	0	12	36	33.3	0	0	0.0	21	27	77.8	0	0	0	0	0	0	0	0	45	2.4
1988-90	Martin, Jesse	61	1034	165	351	47	3	19	15.8	73	104	70.2	72	160	2.6	107	88	121	33	11	406	6.7
1985-90	Massenburg, Tony	112	2939	524	1001	52.3	0	3	0.0	306	476	64.3	270	722	6.4	51	187	300	61	97	1354	12.1
2006-08	McAlpin, Jason	20	72	5	18	27.8	2	9	22.2	0	2	0	3	13	0.7	4	2	6	1	1	12	0.6
1999-03	McCall, Calvin	72	709	72	168	42.9	19	64	29.7	31	46	67.4	42	130	1.8	65	46	64	47	10	194	2.7
1986-90	McCoy, Teyon	89	2327	221	507	43.6	132	316	41.8	125	167	74.9	34	156	1.8	294	161	235	59	3	699	7.9
2002-06	McCray, Chris	103	2626	365	789	46.3	103	312	33	275	322	85.4	110	349	3.4	264	190	229	166	47	1108	10.8
1958-61	McDonald, Bob	52	0	178	403	44.2	0	0	0.0	85	106	80.2	0	387	7.4	0	0	0	0	0	441	8.5
1956-57	McGinnis, Wayne	18	0	8	15	53.3	0	0	0.0	13	25	52	0	36	2	0	0	0	0	0	29	1.6
1990-91	McGlone, Mark	11	24	1	5	20	0	0	0.0	4	6	66.7	3	6	0.5	2	3	7	0	1	6	0.5
1989-93	McLinton, Kevin	91	2829	358	829	43.2	20	83	24.1	288	370	77.8	117	376	4.1	469	329	269	136	14	1024	11.3
1964-67	McMillen, Jay	75	0	508	1125	45.2	0	0	0.0	284	364	78	0	542	7.2	0	0	210	0	0	1300	17.3
1971-74	McMillen, Tom	88	0	699	1259	55.5	0	0	0.0	409	512	79.9	0	859	9.8	102	0	212	0	0	1807	20.5
1957-60	McNeil, Charles	54	0	290	657	44.1	0	0	0.0	203	264	76.9	0	371	6.9	0	0	0	0	0	783	14.5
1962-65	McWilliams, Sam	43	0	102	221	46.2	0	0	0.0	52	75	69.3	0	98	2.3	0	0	69	0	0	256	6.0
2013-14	Metz, A.J.	1	1	0	0	0.0	0	0	0.0	0	0	0.0	0	0	0.0	0	0	0	0	0	0	0.0
2006-10	Milbourne, Landon	117	2883	426	893	47.7	42	117	35.9	210	272	77.2	215	472	4	74	164	277	96	99	1104	9.4
1998-01	Miller, Danny	104	2211	227	503	45.1	60	181	33.1	94	162	58	97	266	2.6	213	137	200	104	25	608	5.8
1967-70	Milroy, Tom	68	0	146	400	36.5	0	0	0.0	171	238	71.8	0	215	3.2	18	0	186	0	0	463	6.8
2012-14	Mitchell, Charles	70	1201	184	358	51.4	0	0	0.0	50	120	41.7	159	407	5.8	26	99	154	21	31	418	6.0
1968-69	Montgomery, Roger	4	0	2	4	50	0	0	0.0	0	2	0	0	2	0.5	0	0	0	0	0	4	1.0
1955-58	Moore, Perry	69	0	96	234	41	0	0	0.0	93	150	62	0	300	4.3	0	0	0	0	0	285	4.1
1956-57	Moorhead, Bob	12	0	1	4	25	0	0	0.0	4	7	57.1	0	4	0.3	0	0	0	0	0	6	0.5
1978-82	Morley, Dutch	120	1822	121	256	47.3	0	0	0.0	122	146	83.6	0	192	1.6	460	103	212	170	10	364	3.0
1997-01	Morris, Terence	136	3605	645	1300	49.6	101	299	33.8	344	441	78	319	925	6.8	229	274	319	167	256	1735	12.8
2008-12	Mosley, Sean	132	3420	370	879	42.1	69	208	33.2	294	374	78.6	195	578	4.4	308	269	214	48	150	1103	8.4
2000-02	Mouton, Byron	72	1834	267	549	48.6	31	97	32	180	233	77.3	163	325	4.5	118	97	179	64	15	745	10.3
1963-65	Mueller, Dick	17	0	4	13	30.8	0	0	0.0	4	6	66.7	0	9	0.5	0	0	5	0	0	12	0.7
1956-59	Murphy, Bill	64	0	72	219	32.9	0	0	0.0	68	113	60.2	0	105	1.6	0	0	0	0	0	212	3.3

1954-55	Murray, Bob	4	0	1	4	25	0	0	0.0	0	0	0	0	2	0.5	0	0	0	0	0	2	0.5
1988-90	Mustaf, Jerrod	59	1895	393	748	52.5	14	36	38.9	180	238	75.6	141	456	7.7	88	166	128	37	50	980	16.6
1955-58	Nacincik, John	77	0	257	606	42.4	0	0	0.0	221	311	71.1	0	414	5.4	0	0	0	0	0	735	9.5
1955-56	Nardone, Bob	10	0	2	7	28.6	0	0	0.0	2	6	33.3	0	9	0.9	0	0	0	0	0	6	0.6
1985-89	Nared, Greg	74	1313	82	224	36.6	32	109	29.4	55	74	74.3	16	119	1.6	181	132	120	59	7	251	3.4
2005-09	Neal, Dave	97	1165	149	350	42.6	44	120	36.7	54	71	76.1	69	218	2.2	33	44	96	34	8	396	4.1
1970-72	Neal, Jack	36	0	35	69	50.7	0	0	0.0	30	52	57.7	0	89	2.5	4	0	37	0	0	100	2.8
1986-87	Nevin, Phil	13	38	1	2	50	0	0	0.0	2	9	22.2	5	17	1.3	1	4	7	2	2	4	0.3
1974-76	Newsome, John	37	0	29	61	47.5	0	0	0.0	32	41	78	0	72	1.9	5	0	29	0	0	90	2.4
1999-03	Nicholas, Drew	138	2870	413	910	45.4	176	447	39.4	219	277	79.1	63	294	2.1	307	179	191	91	33	1221	8.8
1959-62	Nofsinger, Mike	53	0	45	102	44.1	0	0	0.0	25	39	64.1	0	44	0.8	0	0	30	0	0	115	2.2
1969-70	Norman, Steve	10	0	8	16	50	0	0	0.0	1	3	33.3	0	4	0.4	2	0	4	0	0	17	1.7
1954-57	O'Brien, Bob	74	0	389	957	40.6	0	0	0.0	194	271	71.6	0	422	5.7	0	0	0	0	0	972	13.1
1970-73	O'Brien, Jim	83	0	467	962	48.5	0	0	0.0	301	375	80.3	0	476	5.7	215	0	217	0	0	1235	14.9
2006-08	Osby, Bambale	67	1332	206	385	53.5	0	1	0.0	167	262	63.7	125	345	5.1	43	134	154	27	85	579	8.6
2009-13	Padgett, James	127	1836	246	470	52.3	0	0	0.0	160	303	52.8	214	451	3.6	42	98	151	26	33	652	5.1
1982-85	Palmer, Bryan	24	86	1	10	10	0	0	0.0	13	21	61.9	0	25	1	5	13	16	1	4	15	0.6
2010-11	Palsson, Haukur	32	324	30	66	45.5	12	29	41.4	17	22	77.3	23	66	2.1	25	19	37	10	2	89	2.8
2010-12	Pankey, Ashton	33	652	57	126	45.2	0	0	0.0	37	67	55.2	57	156	4.7	84	13	17	18	7	151	4.6
2010-12	Parker, Mychal	45	655	52	120	43.3	8	32	25	42	73	57.5	38	113	2.5	56	38	49	10	16	154	3.4
1974-76	Patton, Chris	33	0	52	99	52.5	0	0	0.0	36	48	75	0	90	2.7	3	0	47	0	0	140	4.2
2007-10	Pearman, David	22	45	3	16	18.8	0	11	0.0	1	1	100	2	5	0.2	1	1	5	1	0	7	0.3
2013-14	Peters, Roddy	32	484	50	122	41.0	1	9	11.1	29	45	64.4	11	41	1.3	67	56	33	19	2	130	4.1
1977-78	Peterson, Bruce	5	0	3	6	50	0	0	0.0	0	0	0	0	6	1.2	1	0	1	0	0	6	1.2
1953-54	Peterson, John	15	0	6	18	33.3	0	0	0.0	5	8	62.5	0	0	0	0	0	0	0	0	17	1.1
1992-93	Petrovic, Nemanja	10	91	13	33	39.4	0	0	0.0	12	15	80	21	33	3.3	3	8	17	0	5	38	3.8
1980-82	Pittman, Charles	55	1381	165	261	63.2	0	0	0.0	115	167	68.9	0	289	5.3	26	52	125	27	50	445	8.1
1971-74	Porac, Rich	69	0	51	120	42.5	0	0	0.0	41	59	69.5	0	30	0.4	112	0	55	0	0	143	2.1
1986-87	Powell, Ivan	26	320	54	116	46.6	23	53	43.4	24	26	92.3	10	23	0.9	17	13	25	5	0	155	6.0
1967-69	Prebula, John	9	0	0	1	0	0	0	0.0	0	0	0	0	4	0.4	0	0	1	0	0	0	0.0
1995-99	Profit, Laron	125	3389	583	1229	47.4	105	326	32.2	295	430	68.6	181	572	4.6	287	317	276	257	76	1566	12.5
1991-93	Rainge, Alan	13	38	5	12	41.7	0	0	0.0	6	10	60	0	3	0.2	2	5	3	0	0	16	1.2
2013-14	Ram, Varun	16	115	3	14	21.4	3	11	27.3	0	2	0.0	1	13	0.8	9	8	22	10	0	9	0.6
2001-03	Randle, Ryan	65	1118	223	444	50.2	2	5	40	76	127	59.8	114	330	5.1	31	66	134	57	54	524	8.1
1993-97	Raydo, Matt	38	85	6	22	27.3	1	11	9.1	10	19	52.6	3	12	0.3	17	11	12	7	0	23	0.6
1986-87	Reyes, Andre	23	153	8	21	38.1	0	0	0.0	6	7	85.7	13	22	1	3	7	16	1	7	22	1.0
1992-96	Rhodes, Johnny	122	4070	684	1482	46.2	186	557	33.4	189	315	60	285	704	5.8	437	293	335	344	62	1743	14.3
2011-12	Richmond, Arnold	8	21	0	2	0	0	0	0.0	2	4	50	0	3	0.4	1	1	2	0	0	2	0.3
1980-84	Rivers, Steve	82	798	109	221	49.3	22	39	56.4	38	62	61.3	0	42	0.5	54	15	78	8	3	278	3.4
1979-82	Robinson, Jon	24	122	17	41	41.5	0	0	0.0	16	26	61.5	0	9	0.4	18	16	14	12	1	50	2.1
1990-91	Roe, Matt	28	973	170	414	41.1	48	156	30.8	109	136	80.1	58	154	5.5	72	59	53	17	1	497	17.8
1972-75	Roy, Tom	86	0	225	416	54.1	0	0	0.0	125	200	62.5	0	586	6.8	61	0	248	0	0	575	6.7
1953-55	Sandbower, John	69	0	137	363	37.7	0	0	0.0	107	161	66.5	0	342	7.1	0	0	0	0	0	381	5.5
1969-70	Sanders, Harvey	9	0	2	7	28.6	0	0	0.0	0	1	0	0	3	0.3	2	0	3	0	0	4	0.4
1954-56	Schaufler, Drew	40	0	33	113	29.2	0	0	0.0	43	61	70.5	0	142	3.6	0	0	0	0	0	109	2.7
1959-61	Schroeder, Dave	20	0	1	6	16.7	0	0	0.0	1	2	50	0	12	0.6	0	0	0	0	0	3	0.2
1957-60	Shanahan, Jerry	48	0	37	78	47.4	0	0	0.0	38	63	60.3	0	67	1.4	0	0	0	0	0	112	2.3
1974-77	Sheppard, Steve	76	0	491	927	53	0	0	0.0	237	329	72	0	582	7.7	99	0	176	27	2	1219	16.0
1962-63	Shively, Rudy	11	0	13	23	56.5	0	0	0.0	3	8	37.5	0	16	1.5	0	0	6	0	0	29	2.6
1975-79	Shrader, Eric	35	0	10	23	43.5	0	0	0.0	10	19	52.6	0	2	0.1	6	0	6	2	0	30	0.9
1953-54	Shue, Gene	30	0	237	469	50.5	0	0	0.0	180	228	78.9	0	0	0	0	0	0	0	0	654	21.8
1991-95	Shultz, Kurtis	67	367	27	71	38	5	12	41.7	17	28	60.7	28	71	1.1	13	21	34	9	3	76	1.1
1992-96	Simpkins, Duane	119	3272	341	765	44.6	130	320	40.6	311	383	81.2	37	246	2.1	483	325	254	120	16	1123	9.4
1996-98	Smith, Atman	15	39	7	17	41.2	1	7	14.3	2	8	25	3	11	0.7	4	9	6	2	0	17	1.1
1990-92	Smith, Garfield	43	1089	190	403	47.1	7	33	21.2	75	113	66.4	90	249	5.8	53	88	132	45	22	462	10.7
2002-04	Smith, Jamar	62	1406	245	559	43.8	5	18	27.8	99	203	48.8	133	401	6.5	48	103	125	32	49	594	9.6
1993-95	Smith, Joe	64	2098	451	819	55.1	11	26	42.3	377	511	73.8	244	683	10.7	62	132	175	96	190	1290	20.2
2013-14	Smotrycz, Evan	31	865	117	293	39.9	54	147	36.7	53	71	74.6	52	186	6.0	52	49	98	24	6	341	11.0
1991-92	Soto, Geno	11	55	6	20	30	0	3	0.0	2	9	22.2	7	13	1.2	3	2	7	3	2	14	1.3
1960-63	Stasiulatis, Bill	53	0	181	433	41.8	0	0	0.0	207	279	74.2	0	237	4.5	0	0	72	0	0	569	10.7
1969-71	Still, Sparky	52	0	227	466	48.7	0	0	0.0	112	190	58.9	0	428	8.2	60	0	153	0	0	566	10.9
1968-71	Stobaugh, Dick	42	0	62	163	38	0	0	0.0	28	39	71.8	0	120	2.9	3	0	69	0	0	152	3.6
2010-12	Stoglin, Terrell	65	1755	351	818	42.9	124	329	37.7	240	300	80	25	153	2.4	123	170	146	6	48	1066	16.4
1995-99	Stokes, Terrell	128	3461	222	519	42.8	89	235	37.9	145	223	65	46	304	2.4	593	283	294	191	29	678	5.3
2003-07	Strawberry, D.J.	111	2991	398	864	46.1	70	212	33	260	406	64	110	370	3.3	317	243	269	202	47	1126	10.1
1963-64	Suder, George	25	0	137	298	46	0	0	0.0	53	75	70.7	0	66	2.6	0	0	50	0	0	327	13.1
1967-69	Sullivan, Bill	24	0	38	84	45.2	0	0	0.0	14	29	48.3	0	54	2.3	0	0	32	0	0	90	3.8
2011-14	Susskind, Jacob	19	33	0	8	0.0	0	4	0.0	0	0	0.0	1	9	0.5	1	3	2	1	0	0	0.0
1973-74	Swetnam, Stan	12	0	7	13	53.8	0	0	0.0	2	2	100	0	6	0.5	1	0	2	0	0	16	1.3
1990-93	Thibeault, Mike	52	185	13	51	25.5	5	25	20	17	29	58.6	16	37	0.7	23	12	38	14	2	48	0.9
1969-70	Thomas, Al	1	0	0	0	0	0	0	0.0	0	0	0	0	0	0	0	0	0	0	0	0	0.0
2011-12	Thomas, Jonathan	18	95	7	20	35	4	13	30.8	3	7	42.9	1	2	0.1	10	4	10	1	2	21	1.2
1975-77	Tillman, James	41	0	91	195	46.7	0	0	0.0	45	57	78.9	0	80	2	26	0	57	11	0	227	5.5
1971-74	Trimble, Jap	53	0	136	271	50.2	0	0	0.0	62	91	68.1	0	116	2.2	69	0	90	0	0	334	6.3
2007-11	Tucker, Cliff	131	2183	303	671	45.2	80	227	35.2	96	150	64	93	297	2.3	169	126	149	89	40	782	6.0
1955-56	Urbanik, John	12	0	9	32	28.1	0	0	0.0	7	16	43.8	0	42	3.5	0	0	0	0	0	25	2.1
2006-10	Vasquez, Greivis	136	4568	751	1769	42.5	230	699	32.9	439	530	82.8	132	647	4.8	772	450	302	191	39	2171	16.0
1980-84	Veal, Herman	103	2672	260	518	50.2	0	1	0.0	220	293	75.1	0	636	6.2	89	60	265	55	19	740	7.2
1966-67	Veith, Dennis	7	0	0	0	0	0	0	0.0	0	0	0	0	0	0	0	0	1	0	0	0	0.0
1954-55	Vodopia, Mark	10	0	0	4	0	0	0	0.0	2	3	66.7	0	2	0.2	0	0	0	0	0	2	0.2
1987-90	Walker, Rodney	21	107	14	26	53.8	0	0	0.0	5	11	45.5	8	19	0.9	2	14	15	2	1	33	1.6
2007-08	Walker, Shane	24	128	4	10	40	0	1	0.0	4	9	44.4	3	24	1	4	9	27	2	6	12	0.5
1991-93	Walsh, John	48	379	37	103	35.9	5	15	33.3	38	49	77.6	35	76	1.6	18	16	48	13	3	117	2.4
1963-66	Ward, Gary	65	0	450	972	46.3	0	0	0.0	194	248	78.2	0	615	9.5	0	0	182	0	0	1094	16.8
1967-69	Warren, Homer	14	0	11	24	45.8	0	0	0.0	11	18	61.1	0	25	1.8	0	0	16	0	0	33	2.4
1973-74	Washington, Wilson	1	0	5	5	100	0	0	0.0	0	2	0	0	2	2	0	0	1	0	0	10	10.0
1996-99	Watkins, Brian	54	363	52	111	46.8	4	10	40	31	51	60.8	27	103	1.9	9	34	50	7	10	139	2.6
1953-55	Webster, Dave	45	0	28	84	33.3	0	0	0.0	31	48	64.6	0	22	1.3	0	0	0	0	0	87	1.9
2010-12	Weijs, Berend	55	474	47	88	53.4	0	1	0.0	9	26	34.6	38	81	1.5	67	12	21	42	8	103	1.9
1956-59	Weingarten, Doc	53	0	39	92	42.4	0	0	0.0	60	81	74.1	0	105	2	0	0	0	0	0	138	2.6
2012-14	Wells, Dez	70	2067	345	683	50.5	40	125	32.0	245	318	77.0	66	324	4.6	182	187	155	68	47	498	13.1
1972-73	White, Donald	14	0	5	11	45.5	0	0	0.0	2	4	50	0	5	0.4	1	0	9	0	0	12	0.9
1970-73	White, Howard	76	0	293	680	43.1	0	0	0.0	128	186	68.8	0	160	2.1	155	0	101	0	0	714	9.4
2000-02	Wilcox, Chris	70	1160	224	431	52	0	2	0.0	106	180	58.9	123	330	4.7	69	72	141	34	71	554	7.9
1968-70	Wiles, Mickey	52	0	187	474	39.5	0	0	0.0	186	254	73.2	0	91	1.8	135	0	181	0	0	560	10.8
1987-88	Williams, Brian	29	813	156	260	60	0	0	0.0	51	76	67.1	74	173	6	22	68	90	17	36	363	12.5
1978-81	Williams, Buck	85	1875	446	725	61.5	0	0	0.0	261	419	62.3	0	928	10.9	76	44	258	75	86	1153	13.6
1964-67	Williams, Gary	74	0	127	282	45	0	0	0.0	76	141	53.9	0	236	3.2	0	0	117	0	0	330	4.5
2009-11	Williams, Jordan	66	1890	339	642	52.8	0	0	0.0	195	349	55.9	215	672	10.2	28	84	170	47	77	873	13.2
1988-89	Williams, Steve	2	6	2	3	66.7	0	0	0.0	0	0	0	1	1	0.5	0	0	0	0	0	4	2.0
1988-92	Williams, Walt	105	3189	583	1251	46.6	154	429	35.9	384	504	76.2	160	478	4.6	410	377	340	175	81	1704	16.2
1958-61	Wilson, Bob	52	0	96	232	41.4	0	0	0.0	65	94	69.1	0	209	4	0	0	0	0	0	257	4.9
1963-66	Wise, Rick	76	0	274	576	47.6	0	0	0.0	170	261	65.1	0	431	5.7	0	0	181	0	0	718	9.4
1984-85	Woods, Ed	5	7	0	0	0	0	0	0.0	3	7	42.9	0	3	0.6	0	2	1	0	0	3	0.6
1986-87	Worstell, Tom	8	13	0	0	0	0	0	0.0	2	2	100	0	0	0	0	1	0	0	0	2	0.3
1968-69	Worthington, Chuck	26	0	46	105	43.8	0	0	0.0	51	67	76.1	0	100	3.8	0	0	54	0	0	143	5.5
1970-71	Yates, Barry	26	0	141	318	44.3	0	0	0.0	60	83	72.3	0	224	8.6	53	0	77	0	0	342	13.2
1967-68	Yoho, Tom	10	0	2	15	13.3	0	0	0.0	0	0	0	0	3	0.3	0	0	6	0	0	4	0.4
1989-90	Young, Curley	20	106	10	33	30.3	1	3	33.3	8	18	44.4	9	22	1.1	12	12	23	6	0	29	1.5
1953-58	Young, Tom	53	0	161	389	41.4	0	0	0.0	165	244	67.6	0	120	5.2	0	0	0	0	0	487	9.2
1991-92	Zizakovic, Lubo	1	8	0	1	0	0	0	0.0	1	4	25	0	1	1	0	1	0	0	0	1	1.0

SOUTH CAROLINA - FORMER MEMBER

Year	Name	G	MIN	FG	FGA	PCT	3PT	3PA	PCT	FT	FTA	PCT	OR	TR	AVG	AST	TO	PF	ST	BK	PTS	AVG
1955-58	Anderson, Lee	14	-	2	4	0.0	0	0	0.0	4	8	50.0	0	0	0.0	0	0	4	0	0	8	0.6
1969-71	Aydlett, Rick	55	-	143	275	52.0	0	0	0.0	82	99	82.8	0	179	3.3	0	0	0.0	0	0	368	6.7
1961-62	Barrett, Dave	17	-	18	41	43.9	0	0	0.0	4	13	30.8	0	37	2.2	0	0	18	0	0	40	2.4
1964-67	Burkholder, Lyn	55	-	63	123	51.2	0	0	0.0	54	87	62.1	0	173	3.1	0	0	45	0	0	180	3.3
1957-60	Callahan, Mike	74	-	335	810	41.4	0	0	0.0	293	399	73.4	0	744	10.1	0	0	131	0	0	963	13.0
1967-70	Carnevale, Corky	39	-	11	29	37.9	0	0	0.0	8	12	66.7	0	23	0.6	0	0	0	0	0	30	0.8
1969-71	Carver, Bob	53	-	106	204	52.0	0	0	0.0	74	93	79.6	0	75	1.4	0	0	0	0	0	286	5.4
1955-57	Cauthen, Jim	3	-	1	-	-	0	0	0.0	0	0	0.0	0	0	0.0	0	0	0	0	0	2	0.7
1968-69	Clark, Pat	4	-	0	1	0.0	0	0	0.0	0	0	0.0	0	2	0.5	0	0	0.0	0	0	0	0.0
1961-64	Collins, Jimmy	62	-	254	566	44.9	0	0	0.0	140	212	66.0	0	110	1.8	0	0	123	0	0	648	10.5
1953-56	Collins, Lee	76	-	413	1092	37.8	0	0	0.0	359	482	74.5	0	1108	14.6	0	0	307	0	0	1185	15.6
1961-64	Collins, Ronnie	74	-	456	976	46.7	0	0	0.0	346	432	80.1	0	571	7.7	0	0	237	0	0	1258	17.0
1953-54	Collins, Tom	9	-	7	13	53.8	0	0	0.0	8	14	57.1	0	15	1.7	0	0	8	0	0	22	2.4
1955-57	Crain, Dean	29	-	19	-	-	0	0	0.0	14	25	56.0	0	22	-	0	0	26	0	0	52	1.8
1967-70	Cremins, Bob	77	-	213	498	42.8	0	0	0.0	163	288	56.6	0	527	6.8	0	0	0	0	0	589	7.6
1964-65	Croke, Jerry	5	-	22	61	36.1	0	0	0.0	27	32	84.4	0	12	2.4	0	0	16	0	0	71	14.2
1959-62	Cronin, Bud	79	-	242	491	49.3	0	0	0.0	140	177	79.1	0	395	5.0	0	0	175	0	0	624	7.9
1957-60	Dial, Larry	47	-	58	179	32.4	0	0	0.0	45	78	57.7	0	190	4.0	0	0	57	0	0	161	3.4
1954-56	Fannin, Benny	44	-	164	438	37.4	0	0	0.0	92	120	76.7	0	106	2.4	0	0	87	0	0	420	9.5
1964-66	Farrell, Charlie	36	-	35	121	28.9	0	0	0.0	20	35	57.1	0	27	0.8	0	0	58	0	0	90	2.5
1966-67	Farrell, Tom	14	-	31	69	44.9	0	0	0.0	17	33	51.5	0	62	4.4	0	0	25	0	0	79	5.6
1966-67	Felter, Bob	15	-	19	40	47.5	0	0	0.0	9	18	50.0	0	24	1.6	0	0	14	0	0	47	3.1
1964-65	Finnegan, Jim	20	-	43	134	32.1	0	0	0.0	17	30	56.7	0	28	1.4	0	0	36	0	0	103	5.2
1963-65	Fox, Jim	36	-	172	362	47.5	0	0	0.0	112	188	59.6	0	376	10.4	0	0	93	0	0	456	12.7
1957-60	Frantz, Bob	66	-	131	364	36.0	0	0	0.0	116	162	71.6	0	331	5.0	0	0	100	0	0	378	5.7
1960-61	Godbold, John	7	-	2	4	50.0	0	0	0.0	0	0	0.0	0	0	0.0	0	0	1	0	0	4	0.6
1956-58	Godfrey, Wayne	14	-	5	-	-	0	0	0.0	12	18	66.7	0	7	-	0	0	23	0	0	22	1.6
1953-54	Goldsmith, Paul	26	-	34	122	27.9	0	0	0.0	26	34	76.5	0	68	2.6	0	0	58	0	0	94	3.6
1956-58	Goodroe, Don	27	-	45	100	45.0	0	0	0.0	24	28	85.7	0	114	4.2	0	0	44	0	0	114	4.2
1965-67	Gorgrant, Bob	28	-	21	54	38.9	0	0	0.0	10	11	90.9	0	24	0.9	0	0	28	0	0	52	1.9
1962-65	Gorsage, John	61	-	47	139	33.8	0	0	0.0	42	65	64.6	0	108	1.8	0	0	80	0	0	136	2.2
1960-61	Grabenstetter, Max	16	-	10	36	27.8	0	0	0.0	12	18	66.7	0	25	1.6	0	0	8	0	0	32	2.0
1955-57	Granger, Joe	14	-	3	-	-	0	0	0.0	4	6	66.7	0	0	0.0	0	0	12	0	0	10	0.6
1964-68	Gregor, Gary	54	-	359	719	49.9	0	0	0.0	125	188	66.5	0	678	12.6	0	0	98	0	0	843	15.6
1962-64	Grich, Rick	29	-	17	33	51.5	0	0	0.0	5	8	62.5	0	13	0.4	0	0	7	0	0	39	1.3
1969-70	Grimes, Billy	7	-	0	5	0.0	0	0	0.0	0	0	0.0	0	6	0.9	0	0	0	0	0	0	0.0
1960-63	Haney, Bud	73	-	184	483	38.1	0	0	0.0	81	118	68.6	0	296	4.1	0	0	119	0	0	449	6.2
1965-68	Harlicka, Skip	69	-	482	1022	47.2	0	0	0.0	245	346	70.8	0	214	3.1	0	0	143	0	0	1209	17.5
1962-63	Henderson, Charlie	1	-	0	0	0.0	0	0	0.0	0	0	0.0	0	0	0.0	0	0	0	0	0	0	0.0
1953-55	Hofferth, Tom	53	-	231	678	34.1	0	0	0.0	95	153	62.1	0	327	6.2	0	0	101	0	0	557	10.5
1956-58	Hoffman, Dick	53	-	183	476	38.4	0	0	0.0	127	196	64.8	0	309	5.8	0	0	149	0	0	493	9.3
1958-60	Hudson, Bury	43	-	73	193	37.8	0	0	0.0	62	118	52.5	0	128	3.0	0	0	42	0	0	208	4.8
1957-60	Hudson, Walt	62	-	177	493	35.9	0	0	0.0	88	136	64.7	0	270	4.4	0	0	152	0	0	442	7.1
1953-55	Hufford, Jack	48	-	151	394	38.3	0	0	0.0	93	139	66.9	0	129	2.7	0	0	92	0	0	395	8.2
1958-61	Johnson, Ronnie	62	-	265	643	41.2	0	0	0.0	114	147	77.6	0	219	3.5	0	0	80	0	0	644	10.4
1963-64	Jordan, Butch	13	-	2	8	25.0	0	0	0.0	0	1	0.0	0	0	0.0	0	0	8	0	0	4	0.3
1970-71	Joyce, Kevin	23	-	109	223	48.9	0	0	0.0	60	72	83.3	0	111	4.8	0	0	0	0	0	278	12.1
1965-68	Kickey, Skip	43	-	46	85	54.1	0	0	0.0	19	27	70.4	0	98	2.3	0	0	48	0	0	111	2.6
1960-63	Laird, Joe	30	-	3	11	27.3	0	0	0.0	3	7	42.9	0	15	0.5	0	0	15	0	0	9	0.3
1956-59	Lentz, Fred	70	-	151	376	40.2	0	0	0.0	112	165	67.9	0	598	8.5	0	0	171	0	0	414	5.9
1964-67	Lovelace, Earl	57	-	86	224	38.4	0	0	0.0	101	146	69.2	0	79	1.4	0	0	70	0	0	273	4.8
1961-64	Lucansky, Terry	55	-	58	151	38.4	0	0	0.0	63	103	61.2	0	125	2.3	0	0	67	0	0	179	3.3
1957-60	Luigs, Fred	61	-	133	381	34.9	0	0	0.0	34	65	52.3	0	151	2.5	0	0	32	0	0	300	4.9
1970-71	Manning, Casey	18	-	4	18	22.2	0	0	0.0	4	8	50.0	0	13	0.7	0	0	0	0	0	12	0.7
1967-69	Martin, Hank	21	-	3	11	27.3	0	0	0.0	9	10	90.0	0	7	0.3	0	0	0	0	0	15	0.7
1955-57	McCoy, Bobby	51	-	194	598	32.4	0	0	0.0	154	233	66.1	0	163	3.2	0	0	145	0	0	542	10.6
1958-59	Morgan, Dan	11	-	5	19	26.3	0	0	0.0	3	5	60.0	0	4	0.4	0	0	6	0	0	13	1.2
1964-65	Murrell, Dave	19	-	6	27	22.2	0	0	0.0	8	10	80.0	0	14	0.7	0	0	10	0	0	20	1.1
1954-56	Neely, Jack	16	-	12	-	-	0	0	0.0	10	15	66.7	0	11	-	0	0	12	0	0	34	2.1
1953-56	Neilson, David	41	-	61	158	38.6	0	0	0.0	32	52	61.5	0	122	3.0	0	0	45	0	0	154	3.8
1958-59	Newman, Everette	7	-	6	21	28.6	0	0	0.0	0	0	0.0	0	3	0.4	0	0	6	0	0	12	1.7
1962-63	Ostaszewski, Dennis	1	-	0	1	0.0	0	0	0.0	2	2	100.0	0	2	2.0	0	0	0	0	0	2	2.0
1968-71	Owens, Tom	84	-	503	1004	50.1	0	0	0.0	319	494	64.6	0	1116	13.3	0	0	0	0	0	1325	15.8
1956-59	Pericola, Ray	77	-	397	1003	39.6	0	0	0.0	310	463	67.0	0	474	6.2	0	0	220	0	0	1104	14.3
1955-56	Perkins, Marshall	16	-	23	62	37.1	0	0	0.0	23	32	71.9	0	60	3.8	0	0	23	0	0	69	4.3
1953-54	Peterson, Bob	15	-	14	54	25.9	0	0	0.0	7	16	43.8	0	7	0.5	0	0	9	0	0	35	2.3
1961-62	Podell, Jim	24	-	51	107	47.7	0	0	0.0	21	38	55.3	0	79	3.3	0	0	32	0	0	123	5.1
1955-56	Porter, Russ	18	-	12	46	26.1	0	0	0.0	9	17	52.9	0	10	0.6	0	0	13	0	0	33	1.8
1970-71	Powell, Dennis	12	-	0	6	0.0	0	0	0.0	2	2	100.0	0	3	0.3	0	0	0	0	0	2	0.2
1967-70	Powell, Eddie	27	-	5	16	31.3	0	0	0.0	3	8	37.5	0	7	0.3	0	0	0	0	0	13	0.5
1970-71	Powell, Jimmy	14	-	3	8	37.5	0	0	0.0	2	4	50.0	0	0	0.0	0	0	0	0	0	8	0.6
1957-59	Prater, Dickie	35	-	147	376	39.1	0	0	0.0	78	116	67.2	0	49	1.4	0	0	44	0	0	372	10.6
1954-56	Preston, Woody	29	-	171	-	-	0	0	0.0	66	94	70.2	0	160	-	0	0	42	0	0	408	14.1
1960-63	Prevoznik, Dave	30	-	23	56	41.1	0	0	0.0	16	23	69.6	0	59	2.0	0	0	37	0	0	62	2.1
1958-60	Quick, Melvin	27	-	44	164	26.8	0	0	0.0	29	46	63.0	0	64	2.4	0	0	37	0	0	117	4.3
1953-54	Rabinowitz, Mervin	20	-	15	54	27.8	0	0	0.0	24	40	60.0	0	38	1.9	0	0	28	0	0	54	2.7
1960-62	Rebhan, Bob	26	-	14	44	31.8	0	0	0.0	6	10	60.0	0	26	1.0	0	0	16	0	0	34	1.3
1968-71	Ribock, John	84	-	151	358	42.2	0	0	0.0	154	212	72.6	0	517	6.2	0	0	0	0	0	456	5.4
1954-56	Richardson, Sol	21	-	16	58	-	0	0	0.0	8	12	66.7	0	19	-	0	0	13	0	0	40	1.9
1969-71	Riker, Tom	57	-	291	590	49.3	0	0	0.0	211	324	65.1	0	482	8.5	0	0	0.0	0	0	793	13.9
1959-62	Robinson, Bobby	79	-	313	688	45.5	0	0	0.0	166	259	64.1	0	279	3.5	0	0	114	0	0	792	10.0
1968-71	Roche, John	85	-	666	1469	45.3	0	0	0.0	578	704	82.1	0	210	2.5	0	0	0	0	0	1910	22.5
1964-67	Salvadori, Al	69	-	335	765	43.8	0	0	0.0	103	152	67.8	0	435	6.3	0	0	177	0	0	773	11.2
1963-66	Schroeder, John	69	-	105	229	45.9	0	0	0.0	97	155	62.6	0	361	5.2	0	0	209	0	0	307	4.4
1954-57	Smejkal, Art	54	-	89	-	-	0	0	0.0	84	130	64.6	0	208	-	0	0	125	0	0	262	4.8
1953-55	Smith, Joe	52	-	293	728	40.2	0	0	0.0	227	402	56.5	0	585	11.3	0	0	152	0	0	813	15.6
1954-56	Smith, Sam	27	-	19	-	-	0	0	0.0	16	30	53.3	0	31	-	0	0	18	0	0	54	2.0
1967-70	Spencer, Gene	39	-	21	54	38.9	0	0	0.0	25	30	83.3	0	54	1.4	0	0	0	0	0	67	1.7
1953-54	Spotts, Al	15	-	5	17	29.4	0	0	0.0	6	13	46.2	0	17	1.1	0	0	10	0	0	16	1.1
1965-68	Standard, Frank	7	-	342	726	47.1	0	0	0.0	239	356	67.1	0	720	10.7	0	0	138	0	0	923	13.8
1953-54	Tarlton, Tommy	14	-	11	34	32.4	0	0	0.0	18	24	75.0	0	22	1.6	0	0	11	0	0	40	2.9
1967-70	Terry, Tommy	32	-	10	26	38.5	0	0	0.0	4	8	50.0	0	20	0.6	0	0	0	0	0	24	0.8
1965-68	Thompson, Jack	63	-	287	681	42.1	0	0	0.0	112	150	74.7	0	151	2.4	0	0	90	0	0	686	10.9
1970-71	Traylor, Danny	24	-	17	39	43.6	0	0	0.0	8	17	47.1	0	51	2.1	0	0	0	0	0	42	1.8
1967-69	Vacca, Charlie	28	-	16	35	45.7	0	0	0.0	30	42	71.4	0	49	1.8	0	0	0	0	0	62	2.2
1955-57	Wallace, Grady	52	-	553	1287	43.0	0	0	0.0	350	456	76.8	0	669	12.9	0	0	152	0	0	1456	28.0
1968-69	Walsh, Bill	27	-	146	336	43.5	0	0	0.0	51	74	68.9	0	63	2.3	0	0	0	0	0	343	12.7
1960-63	Ward, Scotti	73	-	406	1036	39.2	0	0	0.0	219	262	83.6	0	247	3.4	0	0	164	0	0	1031	14.1
1964-65	Wells, Bruce	10	-	7	11	63.6	0	0	0.0	9	11	81.8	0	12	1.2	0	0	4	0	0	23	2.3
1959-62	Whisnant, Art	79	-	469	1157	40.5	0	0	0.0	567	880	64.4	0	723	9.2	0	0	185	0	0	1505	19.1
1963-64	White, Jerry	20	-	20	64	31.3	0	0	0.0	6	13	46.2	0	15	0.8	0	0	11	0	0	46	2.3
1965-67	Womack, Larry	27	-	19	44	43.2	0	0	0.0	3	6	50.0	0	20	0.7	0	0	14	0	0	41	1.5
1961-64	Yarbrough, Billy	8	-	190	470	40.4	0	0	0.0	200	290	69.0	0	471	6.9	0	0	210	0	0	580	8.5

NCAA CHAMPIONS

Year	School	Site
1957	North Carolina	Kansas City
1974	NC State	Greensboro, N.C.
1980	Louisville^	Indianapolis
1982	North Carolina	New Orleans
1983	NC State	Albuquerque, N.M.
1986	Louisville^	Dallas
1991	Duke	Indianapolis
1992	Duke	Minneapolis
1993	North Carolina	New Orleans
2001	Duke	Minneapolis
2002	Maryland	Atlanta
2003	Syracuse^	New Orleans
2005	North Carolina	St. Louis
2009	North Carolina	Detroit
2010	Duke	Indianapolis
2013	Louisville^#	Atlanta
2015	Duke	Indianapolis
2017	North Carolina	Glendale, Ariz.
2019	Virginia	Minneapolis

^prior to joining ACC
later vacated by NCAA Committee on Infractions

NCAA TOURNAMENT WON-LOSS RECORDS

School	App.	Won	Lost	Pct.	1st	2nd	3rd	4th	Title Game	Final Four	Elite Eight	Sweet 16	Last App
Duke	44	118	39	.751	5	6	6	0	11	17	23	29	2022
North Carolina	52	131	49	.728	6	6	7	2	12	21	27	31	2022
Louisville[1]	39	61	41	.598	2	0	4	2	2	9	13	20	2019
Syracuse[2]	39	66	41	.617	1	2	2	1	3	6	9	20	2021
Virginia	24	35	23	.603	1	0	2	0	1	3	7	10	2021
Georgia Tech	17	23	17	.575	0	1	1	0	1	2	4	7	2021
NC State[3]	25	37	24	.607	2	0	1	0	2	3	6	10	2018
Wake Forest	23	28	23	.549	0	0	1	0	0	1	6	10	2017
Florida State	18	23	18	.561	0	1	0	0	1	1	3	7	2021
Boston College	18	22	19	.537	0	0	0	0	0	0	3	8	2009
Miami	11	11	11	.500	0	0	0	0	0	0	1	3	2022
Notre Dame	37	40	41	.494	0	0	0	1	0	1	6	10	2022
Pitt	26	24	27	.471	0	0	1	0	0	1	3	5	2016
Clemson[4]	12	9	12	.429	0	0	0	0	0	0	1	3	2021
Virginia Tech	13	8	13	.381	0	0	0	0	0	0	1	2	2022
Former Members													
Maryland (1954-2014)	24	38	23	.623	1	0	1	0	1	2	4	11	2010
South Carolina (1954-71)	1	0	2	.000	0	0	0	0	0	0	0	0	1971
Current Members	**407**	**657**	**404**	**.619**	**18**	**16**	**26**	**6**	**34**	**66**	**112**	**178**	
ACC Year by Year	**257**	**458**	**245**	**.651**	**15**	**13**	**19**	**2**	**28**	**47**	**81**	**131**	

[1]Louisville's figures do not include a 15-3 NCAA record from four years of 2012-15, two Final Fours and 2013 national title vacated by the NCAA (on-court record is 76-43)
[2]Syracuse's figures do not include one vacated NCAA win in 2011, three wins in 2012 and a 2012 Elite Eight appearance (on-court record 70-41)
[3]NC State's figures do not include two vacated losses in 1987 and 1988 (on-court record is 37-26)
[4]Clemson's figures do not include three vacated games (2-1 record) and Sweet 16 appearance in 1990 (on-court record is 11-13)

FINAL FOUR MOST OUTSTANDING PLAYER

1963 ..... Art Heyman, Duke
1974 ..... David Thompson, NC State
1980 ..... Darrell Griffith, Louisville^
1982 ..... James Worthy, North Carolina
1986 ..... Pervis Ellison, Louisville^
1991 ..... Christian Laettner, Duke
1992 ..... Bobby Hurley, Duke
1993 ..... Donald Williams, North Carolina
2001 ..... Shane Battier, Duke
2002 ..... Juan Dixon, Maryland
2003 ..... Carmelo Anthony, Syracuse^
2005 ..... Sean May, North Carolina
2009 ..... Wayne Ellington, North Carolina
2010 ..... Kyle Singler, Duke
2013 ..... Luke Hancock, Louisville^#
2015 ..... Tyus Jones, Duke
2017 ..... Joel Berry II, North Carolina
2019 ..... Kyle Guy, Virginia

ALL-FINAL FOUR TEAMS

1957 ..... Pete Brennan, North Carolina
..... Len Rosenbluth, North Carolina
1959 ..... Don Goldstein, Louisville^
1962 ..... Len Chappell, Wake Forest
1963 ..... • Art Heyman, Duke
1964 ..... Jeff Mullins, Duke
1966 ..... Jack Marin, Duke
1968 ..... Larry Miller, North Carolina
1969 ..... Charlie Scott, North Carolina
1972 ..... Bob McAdoo, North Carolina
..... Ron King, Florida State^
..... Jim Price, Louisville^
1974 ..... • David Thompson, NC State
..... Monte Towe, NC State
..... Tom Burleson, NC State
1975 ..... Allen Murphy, Louisville^
..... Jim Lee, Syracuse^
1977 ..... Walter Davis, North Carolina
..... Mike O'Koren, North Carolina
1978 ..... Mike Gminski, Duke
..... Jim Spanarkel, Duke
1980 ..... • Darrell Griffith, Louisville^
..... Rodney McCray, Louisville^
1981 ..... Al Wood, North Carolina
..... Jeff Lamp, Virginia
1982 ..... • James Worthy, North Carolina
..... Michael Jordan, North Carolina
..... Sam Perkins, North Carolina
1983 ..... Thurl Bailey, NC State
..... Dereck Whittenburg, NC State
..... Sidney Lowe, NC State
..... Milt Wagner, Louisville^
1986 ..... Mark Alarie, Duke
..... Tommy Amaker, Duke
..... Johnny Dawkins, Duke
..... • Pervis Ellison, Louisville^
..... Billy Thompson, Louisville^
1987 ..... Derrick Coleman, Syracuse^
..... Sherman Douglas, Syracuse^
1989 ..... Danny Ferry, Duke
1990 ..... Phil Henderson, Duke
..... Dennis Scott, Georgia Tech
1991 ..... • Christian Laettner, Duke
..... Bobby Hurley, Duke
..... Billy McCaffrey, Duke
1992 ..... • Bobby Hurley, Duke
..... Christian Laettner, Duke
..... Grant Hill, Duke
1993 ..... • Donald Williams, North Carolina
..... George Lynch, North Carolina
..... Eric Montross, North Carolina
1994 ..... Grant Hill, Duke
..... Antonio Lang, Duke
1996 ..... Todd Burgan, Syracuse^
..... John Wallace, Syracuse^
1999 ..... Elton Brand, Duke
..... Trajan Langdon, Duke
2001 ..... • Shane Battier, Duke
..... Mike Dunleavy, Duke
..... Jason Williams, Duke
2002 ..... • Juan Dixon, Maryland
..... Chris Wilcox, Maryland
..... Lonny Baxter, Maryland
2003 ..... • Carmelo Anthony, Syracuse^
..... Gerry McNamara, Syracuse^
2004 ..... Will Bynum, Georgia Tech
..... Luke Schenscher, Georgia Tech
2005 ..... • Sean May, North Carolina
..... Raymond Felton, North Carolina
..... Rashad McCants, North Carolina
2009 ..... • Wayne Ellington, North Carolina
..... Tyler Hansbrough, North Carolina
..... Ty Lawson, North Carolina
2010 ..... • Kyle Singler, Duke
..... Jon Scheyer, Duke
..... Nolan Smith, Duke
2013 ..... • Luke Hancock, Louisville^#
..... Chase Behanan, Louisville^#
..... Peyton Siva, Louisville^#
2015 ..... • Tyus Jones, Duke
..... Grayson Allen, Duke
..... Justise Winslow, Duke
2016 ..... Joel Berry II, North Carolina
..... Brice Johnson, North Carolina
2017 ..... • Joel Berry II, North Carolina
..... Justin Jackson, North Carolina
..... Kennedy Meeks, North Carolina
2019 ..... • Kyle Guy, Virginia
..... De'Andre Hunter, Virginia
..... Ty Jerome, Virginia
2022 ..... Armando Bacot, North Carolina
..... Caleb Love, North Carolina
..... Paolo Banchero, Duke

• denotes Final Four Most Outstanding Player
^ prior to school joining ACC
# later vacated by NCAA Committee on Infractions

YEARS PARTICIPATED IN NCAA TOURNAMENT AND RECORDS (SINCE ACC STARTED PLAY IN 1954)

Year	BC	CU	DU	FSU	GT	UL	MD	UM	UNC	NCS	ND	PITT	USC	SU	VA	VT	WF
1954	-	-	-	-	-	-	-	-	-	2-1	*2-1*	-	-	-	-	-	-
1955	-	-	0-1	-	-	-	-	-	-	-	-	-	-	-	-	-	-
1956	-	-	-	-	-	-	-	-	-	0-1	-	-	-	-	-	-	-
1957	-	-	-	-	-	-	-	-	**5-0**	-	*2-1*	*1-2*	-	*2-1*	-	-	-
1958	*0-1*	-	-	-	-	-	2-1	-	-	-	*2-1*	*0-1*	-	-	-	-	-
1959	-	-	-	-	-	*3-2*	-	-	0-1	-	-	-	-	-	-	-	-
1960	-	-	2-1	-	*1-1*	-	-	*0-1*	-	-	*0-1*	-	-	-	-	-	-
1961	-	-	-	-	-	*2-1*	-	-	-	-	-	-	-	-	-	-	2-1
1962	-	-	-	-	-	-	-	-	-	-	-	-	-	-	-	-	4-1
1963	-	-	3-1	-	-	-	-	-	-	-	*0-1*	*0-1*	-	-	-	-	-
1964	-	-	3-1	-	-	*0-1*	-	-	-	-	-	-	-	-	-	-	-
1965	-	-	-	-	-	-	-	-	-	1-1	*0-1*	-	-	-	-	-	-
1966	-	-	3-1	-	-	-	-	-	-	-	-	-	-	*1-1*	-	-	-
1967	*2-1*	-	-	-	-	*0-2*	-	-	2-2	-	-	-	-	-	-	*2-1*	-
1968	*0-1*	-	-	*0-1*	-	*1-1*	-	-	3-1	-	-	-	-	-	-	-	-
1969	-	-	-	-	-	-	-	-	2-2	-	*0-1*	-	-	-	-	-	-
1970	-	-	-	-	-	-	-	-	-	1-1	*1-2*	-	-	-	-	-	-
1971	-	-	-	-	-	-	-	-	-	-	*1-2*	-	0-1	-	-	-	-
1972	-	-	-	*4-1*	-	*2-2*	-	-	3-1	-	-	-		-	-	-	-
1973	-	-	-	-	-	-	1-1	-	-	-	-	-		*2-1*	-	-	-
1974	-	-	-	-	-	*0-2*	-	-	-	**4-0**	*2-1*	*2-1*		*0-1*	-	-	-
1975	*1-2*	-	-	-	-	*4-1*	2-1	-	2-1	-	*1-2*	-		*3-2*	-	-	-
1976	-	-	-	-	-	-	-	-	0-1	-	*1-1*	-		*0-1*	0-1	*0-1*	-
1977	-	-	-	-	-	*0-1*	-	-	4-1	-	*1-1*	-		*1-1*	-	-	2-1
1978	-	-	4-1	*0-1*	-	*1-1*	-	-	0-1	-	*3-2*	-		*0-1*	-	-	-
1979	-	-	0-1	-	-	*1-1*	-	-	0-1	-	*2-1*	-		*1-1*	-	*1-1*	-
1980	-	3-1	2-1	*1-1*	-	**5-0**	1-1	-	0-1	0-1	*0-1*	-		*1-1*	-	*1-1*	-
1981	*2-1*	-	-	-	-	*0-1*	1-1	-	4-1	-	*1-1*	*1-1*		-	4-1	-	0-1
1982	*3-1*	-	-	-	-	*3-1*	-	-	5-0	0-1	-	*0-1*		-	1-1	-	1-1
1983	*1-1*	-	-	-	-	*3-1*	1-1	-	2-1	**6-0**	-	-		*1-1*	2-1	-	-
1984	-	-	0-1	-	-	*2-1*	1-1	-	1-1	-	-	-		*1-1*	4-1	-	2-1
1985	*2-1*	-	1-1	-	3-1	-	2-1	-	3-1	3-1	*1-1*	*0-1*		*1-1*	-	*0-1*	-
1986	-	-	5-1	-	2-1	**6-0**	1-1	-	2-1	3-1	*0-1*	-		*1-1*	0-1	*0-1*	-
1987	-	0-1	2-1	-	0-1	-	-	-	3-1	*0-1	*2-1*	*1-1*		*5-1*	0-1	-	-
1988	-	-	4-1	*0-1*	1-1	*2-1*	1-1	-	3-1	*0-1	*0-1*	*1-1*		*1-1*	-	-	-
1989	-	1-1	4-1	*0-1*	0-1	*2-1*	-	-	2-1	2-1	*1-1*	*0-1*		*3-1*	3-1	-	-
1990	-	*2-1	5-1	-	4-1	*1-1*	-	-	2-1	-	*0-1*	-		*2-1*	1-1	-	-
1991	-	-	**6-0**	*1-1*	1-1	-	-	-	4-1	1-1	-	*1-1*		*0-1*	0-1	-	1-1
1992	-	-	**6-0**	2-1	2-1	*1-1*	-	-	2-1	-	-	-		*1-1*	-	-	0-1
1993	-	-	1-1	3-1	0-1	*2-1*	-	-	**6-0**	-	-	*0-1*		-	2-1	-	2-1
1994	*3-1*	-	5-1	-	-	*2-1*	2-1	-	1-1	-	-	-		*2-1*	1-1	-	1-1
1995	-	-	-	-	-	*0-1*	2-1	-	4-1	-	-	-		*1-1*	3-1	-	2-1
1996	*1-1*	0-1	0-1	-	2-1	*2-1*	0-1	-	1-1	-	-	-		*5-1*	-	*1-1*	3-1
1997	*1-1*	2-1	1-1	-	-	*3-1*	0-1	-	4-1	-	-	-		-	0-1	-	1-1
1998	-	0-1	3-1	1-1	-	-	2-1	*0-1*	4-1	-	-	-		*2-1*	-	-	-
1999	-	-	5-1	-	-	*0-1*	2-1	*1-1*	0-1	-	-	-		*0-1*	-	-	-
2000	-	-	2-1	-	-	*0-1*	1-1	*2-1*	4-1	-	-	-		-	-	-	-
2001	*1-1*	-	**6-0**	-	0-1	-	4-1	-	1-1	-	*1-1*	-		*1-1*	0-1	-	0-1
2002	*0-1*	-	2-1	-	-	-	**6-0**	*0-1*	-	1-1	*1-1*	*2-1*		-	-	-	-
2003	-	-	2-1	-	-	*1-1*	2-1	-	-	0-1	*2-1*	*2-1*		**6-0**	-	-	1-1
2004	*1-1*	-	4-1	-	5-1	*0-1*	1-1	-	1-1	1-1	-	*2-1*		*2-1*	-	-	2-1
2005	*1-1*	-	2-1	-	1-1	*4-1*	-	-	**6-0**	2-1	-	*0-1*		*0-1*	-	-	1-1
2006	2-1	-	2-1	-	-	-	-	-	1-1	1-1	-	*1-1*		*0-1*	-	-	-
2007	1-1	-	0-1	-	0-1	*1-1*	1-1	-	3-1	-	*0-1*	*2-1*		-	1-1	1-1	-
2008	-	0-1	1-1	-	-	*3-1*	-	1-1	4-1	-	*1-1*	*1-1*		-	-	-	-
2009	0-1	0-1	2-1	0-1	-	*3-1*	1-1	-	**6-0**	-	-	*3-1*		*2-1*	-	-	0-1
2010	0-1	0-1	**6-0**	0-1	1-1	*0-1*	1-1	-	-	-	*0-1*	*1-1*		*2-1*	-	-	1-1
2011	-	1-1	2-1	2-1	-	*0-1*	-	-	3-1	-	*1-1*	*1-1*		**1-1*	-	-	-
2012	-	-	0-1	1-1	-	**4-1*	-	-	3-1	2-1	*0-1*	-		**3-1*	0-1	-	-
2013	-	-	-	-	-	**6-0*	-	2-1	1-1	0-1	*0-1*	*0-1*		*4-1*	-	-	-
2014	-	-	0-1	-	-	**2-1*	-	-	1-1	1-1	-	1-1		1-1	2-1	-	-
2015	-	-	**6-0**	-	-	*3-1		-	2-1	2-1	3-1	-		-	1-1	-	-
2016	-	-	2-1	-	-	-		2-1	5-1	-	3-1	-		4-1	3-1	-	-
2017	-	-	1-1	1-1	-	1-1		0-1	**6-0**	-	1-1	-		-	1-1	0-1	0-1
2018	-	2-1	3-1	3-1	-	-		0-1	1-1	0-1	-	-		3-1	0-1	0-1	-
2019	-	-	3-1	2-1	-	0-1		-	2-1	-	-	-		0-1	**6-0**	2-1	-
2020	Tournament Canceled (COVID-19 pandemic)																
2021	-	0-1	-	2-1	0-1	-		-	0-1	-	-	-		2-1	0-1	0-1	-
2022	-	-	4-1	-	-	-		3-1	5-1	-	2-1	-		-	-	0-1	-

*denotes vacated; italics denote tournament berth prior to joining ACC

NORTH CAROLINA TAR HEELS
1957 NCAA Champions

North Carolina captures the first National Championship for the ACC, defeating Kansas 54-43 for the title in three overtimes ... ACC Player of the Year Len Rosenbluth averages 28.0 ppg and 9.2 rpg in the Tar Heels' five NCAA Tournament games in 1957 ... Pete Brennan adds 12.8 ppg and 13.4 rpg ... both Brennan and Rosenbluth are named to the all Final Four team... Kansas center Wilt Chamberlain scores 23 points in the final but is held to 6-of-13 from the floor ... UNC's 5-11 guard Tommy Kearns jumps the opening tip against the 7-1 Chamberlain ... UNC's Joe Quigg scores the game-winning points on two free throws with six seconds left.

Player	Ht.	Cl.	Rpg	Ppg
Len Rosenbluth	6-5	Sr.	8.8	28.0
Pete Brennan	6-6	Jr.	10.4	14.7
Tommy Kearns	5-11	Jr.	3.1	12.8
Joe Quigg	6-9	Jr.	8.6	10.3
Bob Cunningham	6-4	Jr.	6.7	7.2
Tony Radovich	6-2	Sr.	1.8	3.9
Bill Hathaway	6-11	So.	5.0	2.8
Stan Groll	6-0	So.	1.5	2.1
Bob Young	6-6	Sr.	2.1	1.9
Ken Rosemond	5-8	Jr.	0.6	1.1
Danny Lotz	6-7	So.	1.6	1.0
Gerhrmann Holland	6-3	So.	0.5	0.7
Roy Searcy	6-4	Jr.	1.0	0.4

Head Coach: Frank McGuire

NC STATE WOLFPACK
1974 NCAA Champions

NC State enters the tournament as the nation's top-ranked team ... David Thompson, the ACC Player of the Year, suffers a mild concussion and needs 15 stitches in the Pack's 100-72 East Region final win over Pittsburgh ... NC State's 80-77 double-overtime semifinal win over UCLA snaps the Bruins' seven-year reign as NCAA champions ... the Pack trails the Bruins by 11 with 10:53 remaining in the second half and by seven in the second overtime ... Thompson nets 28 points ... two nights later Thompson, the Final Four MVP, scores 21 points in a 76-64 title game win over Marquette ... Tommy Burleson and Monte Towe also earn All-Final Four honors.

Player	Ht.	Cl.	Rpg	Ppg
David Thompson	6-4	Jr.	7.9	26.0
Tommy Burleson	7-4	Sr.	12.2	18.1
Mo Rivers	6-1	Jr.	2.9	12.1
Monte Towe	5-7	Jr.	2.2	12.8
Phil Spence	6-8	So.	6.3	6.0
Steve Nuce	6-8	Sr.	3.2	4.4
Tim Stoddard	6-7	Jr.	4.5	5.5
Greg Hawkins	6-5	Sr.	1.4	2.8
Mark Moeller	6-3	Jr.	1.2	2.7
Dwight Johnson	6-0	So.	0.7	1.5
Bill Lake	6-11	Fr.	0.8	1.1
Mike Burma	6-10	Fr.	0.5	0.5
Bruce Dayhuff	6-2	Fr.	0.4	0.4
Jerry Hunt	6-5	So.	0.2	0.4
Ken Gehring	6-9	Fr.	0.5	0.6
Craig Kuszmaul	6-5	Jr.	0.3	0.4

Head Coach: Norman Sloan

NORTH CAROLINA TAR HEELS
1982 NCAA Champions



North Carolina wins its second NCAA title, defeating Georgetown 63-62 in the first one-point decision in the title game since 1959 ... the UNC lineup features three first round NBA draft picks – Michael Jordan, James Worthy and Sam Perkins ... Georgetown's Patrick Ewing is called for goal-tending five times in the game's opening minutes ... Jordan hits the game-winning basket with 15 seconds left to play, and Worthy follows with a game-clinching steal ... Worthy is 13-of-17 from the floor en route to a game-high 28 points ... behind 25 points and 10 rebounds by Sam Perkins, the Tar Heels advance to the title game with a 68-63 semifinal win over Houston.

Player	Ht.	Cl.	Rpg	Ppg
James Worthy	6-9	Jr.	6.3	15.6
Sam Perkins	6-9	So.	7.8	14.3
Michael Jordan	6-4	Fr.	4.4	13.5
Matt Doherty	6-7	So.	3.0	9.3
Jimmy Black	6-3	Sr.	1.7	7.6
Jimmy Braddock	6-2	Jr.	0.5	1.9
Chris Brust	6-9	Sr.	1.7	1.7
Buzz Peterson	6-3	Fr.	0.5	1.2
Cecil Exum	6-6	So.	1.0	1.1
Lynwood Robinson	6-1	Fr.	0.2	1.1
Jeb Barlow	6-7	Sr.	0.8	1.0
Warren Martin	6-11	Fr.	0.8	0.7
John Brownlee	6-10	Fr.	1.1	0.7
Timo Makkonen	6-11	So.	0.3	0.2

Head Coach: Dean Smith

1939 (0-1)
Wake Forest - East Region
L Ohio State 52-64

1941 (0-2)
North Carolina - East Region
L Pittsburgh 20-26
L Dartmouth 59-60

1946 (2-1)
North Carolina - East Region
W NYU 57-49
W Ohio State .... ot 60-57
National Championship
L Oklahoma A&M 40-43

1950 (2-1)
NC State - East Region
W Holy Cross 87-74
L City (N.Y.) College 73-78
W Baylor 53-41

1951 (1-2)
NC State - East Region
W Villanova 67-62
L Illinois 70-84
L St. John's 59-71

1952 (1-1)
NC State - East Region
L St. John's 49-60
W Penn State 69-60

1953 (1-1)
Wake Forest - East Region
L Holy Cross 71-79
W Lebanon Valley 91-71

1954 (2-1)
NC State - East Region
W George Washington 75-73
L LaSalle 81-88
W Cornell 65-54

1955 (0-1)
Duke - East Region
L Villanova 73-74

1956 (0-1)
NC State - East Region
L Canisius 4ot 78-79

1957 (5-0)
North Carolina - East Region
W Yale 90-74
W Canisius 87-75
W Syracuse 67-58
Final Four
W Michigan State 3ot 74-70
W Kansas 3ot 54-53

1958 (2-1)
Maryland - East Region
W Boston College 86-63
L Temple 67-71
W Manhattan 59-55

1959 (0-1)
North Carolina - East Region
L Navy 63-76

1960 (2-1)
Duke - East Region
W Princeton 84-60
W St. Joseph's 58-56
L NYU 59-74

1961 (2-1)
Wake Forest - East Region
W St. John's 97-74
W St. Bonaventure 78-73
L St. Joseph's 86-96

1962 (4-1)
Wake Forest - East Region
W Yale .... ot 92-82
W St. Joseph's .... ot 96-85
W Villanova 79-69
Final Four
L Ohio State 68-84
W UCLA 82-80

1963 (3-1)
Duke - East Region
W NYU 81-76
W St. Joseph's 73-59
Final Four
L Loyola (Ill.) 75-94
W Oregon State 85-63

1964 (3-1)
Duke - East Region
W Villanova 87-73
W Connecticut 101-54
Final Four
W Michigan 91-80
L UCLA 83-98

NC STATE WOLFPACK
1983 NCAA Champions



Destiny calls and Jim Valvano's Wolfpack answers ... NC State claims its second national title in 11 years, defeating top-ranked and heavily-favored Houston 54-52 in the NCAA title game ... State leads 33-25 at the half but the Cougars open the second half on a 17-2 run to take a 42-35 lead with 10 minutes remaining ... Lorenzo Charles grabs Derek Whittenburg's errant 30-foot jump shot and dunks home the game winner as time expires ... State opens its NCAA Tournament run defeating Pepperdine in double overtime after trailing by six points with 24 seconds remaining ... trails No. 6 UNLV by 12 with 10:46 left to play...falls behind No. 4 Virginia by 10 in the West Region final.

Player	Ht.	Cl.	Rpg	Ppg
Dereck Whittenburg	6-1	Sr.	2.7	17.5
Thurl Bailey	6-11	Sr.	7.7	16.7
Sidney Lowe	6-0	Sr.	3.7	11.3
Ernie Myers	6-4	Fr.	2.5	11.2
Lorenzo Charles	6-7	So.	6.0	8.1
Terry Gannon	6-0	So.	0.8	7.3
Cozell McQueen	6-11	So.	5.6	3.5
George McClain	6-0	Fr.	0.5	2.7
Alvin Battle	6-7	Jr.	2.0	2.7
Quinton Leonard	6-8	Sr.	0.3	1.4
Mike Warren	6-7	So.	1.1	1.4
Walter Proctor	6-8	So.	1.1	0.9
Harold Thompson	6-5	Jr.	0.5	0.5
Walt Densmore	6-6	Fr.	0.8	0.4
Tommy DiNardo	6-5	Jr.	1.0	0.0

Head Coach: Jim Valvano

DUKE BLUE DEVILS
1991 NCAA Champions

Duke captures its first NCAA Basketball Championship, defeating Kansas 72-65 in the 1991 title game in Indianapolis ... Christian Laettner is a perfect 12-for-12 from the floor against the Jayhawks and earns MVP honors ... Mike Krzyzewski joins UCLA's John Wooden as the only coach to lead a school to four consecutive Final Fours ... for the second time in 10 years the ACC features the national champion in both football (Georgia Tech) and basketball (Duke) in the same academic year ... 1991 also marks the second time in NCAA history that two teams from the state of North Carolina qualify for the Final Four (UNC).

Player	Ht.	Cl.	Rpg	Ppg
Christian Laettner	6-11	Jr.	8.7	19.8
Billy McCaffrey	6-3	So.	1.8	11.6
Thomas Hill	6-4	So.	3.6	11.5
Bobby Hurley	6-0	So.	2.4	11.3
Grant Hill	6-7	Fr.	5.1	11.2
Brian Davis	6-6	Jr.	4.1	7.6
Greg Koubek	6-6	Sr.	2.9	5.9
Antonio Lang	6-8	Fr.	2.6	4.3
Crawford Palmer	6-9	Jr.	2.0	3.6
Marty Clark	6-6	Fr.	0.7	2.1
Christian Ast	6-8	Fr.	0.7	2.1
Clay Buckley	6-10	Sr.	1.1	1.4

Head Coach: Mike Krzyzewski

DUKE BLUE DEVILS
1992 NCAA Champions

Duke wins its second consecutive NCAA title defeating Michigan 71-51 before 50,379 in Minneapolis' Metrodome ... the Blue Devils go the entire year ranked No. 1 in the country and become the first school to repeat as NCAA champion since UCLA's run from 1967-73 ... the Duke roster features eight future NBA draft picks including four first-round draft selections – Grant Hill, Christian Laettner, Bobby Hurley and Cherokee Parks ... point guard Bobby Hurley averages 17.5 ppg and 5.5 apg and plays all 80 minutes in two Final Four games and earns MVP honors ... four ACC teams advance to the Sweet 16.

Player	Ht.	Cl.	Rpg	Ppg
Christian Laettner	6-11	Sr.	7.9	21.5
Thomas Hill	6-4	Jr.	3.4	14.6
Grant Hill	6-8	So.	5.7	14.0
Bobby Hurley	6-0	Jr.	2.0	13.2
Brian Davis	6-6	Sr.	4.5	11.2
Antonio Lang	6-8	So.	4.1	6.4
Cherokee Parks	6-11	Fr.	2.4	5.0
Marty Clark	6-6	So.	0.8	2.9
Erick Meek	6-10	Fr.	1.2	2.5
Kenny Blakeney	6-4	So.	0.8	1.4
Christian Ast	6-8	So.	1.0	1.1
Ron Burt	6-0	Sr.	0.1	0.5

Head Coach: Mike Krzyzewski

1964: The weather proved to be a greater obstacle in Duke's trek to the Final Four in 1964 as the Blue Devils' charter airplane skidded off a rain-slicked runway upon landing at Kansas City's Municipal Airport ... in the semis the Blue Devils avenged an earlier 16-point loss to Michigan with a 91-80 victory ... Duke's dream of a national title ended the following evening when UCLA defeated the Blue Devils, 98-83.

1965 (1-1)
NC State - East Region
L Princeton 48-66
W St. Joseph's 103-81

1966 (3-1)
Duke - East Region
W St. Joseph's 76-74
W Syracuse 91-81
Final Four
L Kentucky 79-83
W Utah 79-77

1967 (2-2)
North Carolina - East Region
W Princeton .... ot 78-70
W Boston College 96-80
Final Four
L Dayton 62-76
L Houston 62-84

1968 (3-1)
North Carolina - East Region
W St. Bonaventure 91-72
W Davidson 70-66
Final Four
W Ohio State 80-66
L UCLA 55-78

1969 (2-2)
North Carolina - East Region
W Duquesne 79-78
W Davidson 87-85
Final Four
L Purdue 65-92
L Drake 84-104

1970 (1-1)
NC State - East Region
L St. Bonaventure 68-80
W Niagara 108-88

1971 (0-2)
South Carolina - East Region
L Pennsylvania 64-79
L Fordham 90-100

1972 (3-1)
North Carolina - East Region
W South Carolina 92-69
W Pennsylvania 73-59
Final Four
L Florida State 75-79
W Louisville 105-91

1973 (1-1)
Maryland - East Region
W Syracuse 91-75
L Providence 89-103

1974 (4-0)
NC State - East Region
W Providence 92-78
W Pittsburgh 100-72
Final Four
W UCLA 2ot 80-77
W Marquette 76-64

1975 (4-2)
Maryland - Midwest Region
W Creighton 83-79
W Notre Dame 83-71
L Louisville 82-96
North Carolina - East Region
W New Mexico State 93-69
L Syracuse 76-78
W Boston College 110-90

1976 (0-2)
Virginia - East Region
L DePaul 60-69
North Carolina - Mideast Region
L Alabama 64-79

1977 (6-2)
North Carolina - East Region
W Purdue 69-66
W Notre Dame 79-77
W Kentucky 79-72
Final Four
W Nevada-Las Vegas 84-83
L Marquette 59-67
Wake Forest - Midwest Region
W Arkansas 86-80
W Southern Illinois 86-81
L Marquette 68-62

NORTH CAROLINA TAR HEELS
1993 NCAA Champions

Donald Williams scores a game-high 25 points and George Lynch adds 12 points and 10 rebounds as North Carolina captures its third NCAA title, and the ACC's seventh, defeating Michigan 77-71 before 64,151 in New Orleans' Superdome ... the Wolverines build a 67-63 lead with 4:30 left to play before the UNC scores nine unanswered points to take a 72-67 lead with 1:03 to play ... the Tar Heels' title is the third straight NCAA crown for the ACC and fifth in 12 years ... for the second straight year and fourth time in the last five seasons, four ACC teams advance to the Sweet 16.

Player	Ht.	Cl.	Rpg	Ppg
Eric Montross	7-0	Jr.	7.6	15.8
George Lynch	6-8	Sr.	9.6	14.7
Donald Williams	6-3	So.	1.9	14.3
Brian Reese	6-5	Jr.	3.6	11.4
Derrick Phelps	6-3	Jr.	4.4	8.1
Pat Sullivan	6-8	Jr.	2.4	6.4
Kevin Salvadori	7-0	Jr.	3.6	4.5
Henrik Rodl	6-8	Sr.	1.4	4.3
Matt Wenstrom	7-1	Sr.	1.4	2.5
Larry Davis	6-1	Fr.	0.8	2.1
Ed Geth	6-8	Fr.	1.3	2.1
Scott Cherry	6-5	Sr.	0.7	2.1
Dante Calabria	6-4	Fr.	0.8	1.8
Travis Stephenson	6-6	Sr.	0.3	0.5
Pearce Landry	6-5	So.	1.0	0.0

Head Coach: Dean Smith

DUKE BLUE DEVILS
2001 NCAA Champions

Top-ranked Duke captures its third NCAA title in 11 years, beating Arizona 82-72 before 45,994 in Minneapolis' Metrodome … led by National Player of the Year Shane Battier, the Blue Devils are only the second team since the NCAA field was expanded to 64 or 65 teams to win every tournament game by 10 or more points ... Jason Williams averages more than 25 points in Duke's six NCAA games ... Duke defeats Maryland 95-84 in the semifinals, marking the third time since 1990 the ACC has placed two teams in the Final Four … the title is the eighth for the ACC overall and fourth in the last 11 years.

Player	Ht.	Cl.	Rpg	Ppg
Jason Williams	6-2	So.	3.3	21.6
Shane Battier	6-8	Sr.	7.3	19.9
Mike Dunleavy	6-8	So.	5.7	12.6
Nate James	6-6	Sr.	5.2	12.3
Carlos Boozer	6-9	So.	6.5	13.3
Chris Duhon	6-1	Fr.	3.4	7.2
Casey Sanders	6-11	So.	1.8	2.5
Matt Christensen	6-10	Jr.	2.3	1.6
Reggie Love	6-4	Fr.	1.6	1.3
J.D. Simpson	6-4	Sr.	0.5	1.0
Nick Horvath	6-10	So.	2.3	2.8
Andy Borman	6-1	So.	0.3	0.9
Andre Buckner	5-10	So.	0.4	0.2
Ryan Caldbeck	6-3	Sr.	0.5	0.1

Head Coach: Mike Krzyzewski

MARYLAND TERRAPINS
2002 NCAA Champions

Maryland records its first-ever NCAA title beating Indiana 64-52 ... the title is the ninth overall and fifth in the last 12 years for the ACC ... Maryland's Juan Dixon averages 25.8 ppg, 3.8 rpg, 3.1 apg and 2.0 spg in six NCAA Tournament games and earns Final Four MVP honors ... Lonny Baxter and Chris Wilcox join Dixon on the All-Final Four team ... the Terps set a school record with 32 wins and advance to the title game by defeating the highest possible seed in each game ... Gary Williams becomes the ninth coach in NCAA history to lead his alma mater to a NCAA Basketball Championship.

Player	Ht.	Cl.	Rpg	Ppg
Juan Dixon	6-3	Sr.	4.6	20.4
Lonny Baxter	6-8	Sr.	8.2	15.2
Chris Wilcox	6-10	So.	7.1	12.0
Byron Mouton	6-6	Sr.	5.0	11.1
Steve Blake	6-3	Jr.	3.8	8.0
Drew Nicholas	6-3	Jr.	2.2	7.1
Tahj Holden	6-10	Jr.	2.7	5.6
Ryan Randle	6-9	Jr.	3.1	3.8
Andre Collins	5-9	Fr.	0.5	2.2
Calvin McCall	6-3	Jr.	0.8	1.4
Mike Grinnon	6-6	Fr.	0.3	0.4
Earl Badu	6-0	Sr.	0.2	0.3

Head Coach: Gary Williams

1977: The 1977 NCAA Tournament was unique in that the nation's top three ranked teams - UCLA, Michigan and Kentucky - were all upset in the regionals ... UNC reached the Final Four for the first time since 1972 despite having its three top players either out of action entirely or severely limited by injuries; Phil Ford (injured elbow), Walter Davis (broken index finger) and Tommy LeGarde (knee injury) ... Mike O'Koren scored 31 points in UNC's 1-point semifinal win over UNLV ... O'Koren and Davis earned berths of the All-Final Four team.

1978 (4-2)

Duke - East Region
W Rhode Island 63-62
W Pennsylvania 84-80
W Villanova 90-72

Final Four
W Notre Dame 90-86
L Kentucky 88-94

North Carolina - West Region
L San Francisco 64-68

1979 (0-2)

North Carolina - #1 East Region
L Penn ..... #9 71-72

Duke - #2 East Region
L St. John's ..... #10 78-80

1980 (6-5)

Duke - #4 Mideast Region
W Penn ..... #12 52-42
W Kentucky ..... #1 55-54
L Purdue ..... #6 60-68

Clemson - #6 West Region
W Utah State ..... #11 76-73
W BYU ..... #3 71-66
W Lamar ..... #10 74-66
L UCLA ..... #8 74-85

Maryland - #2 East Region
W Tennessee ..... #7 86-75
L Georgetown ..... #3 68-74

North Carolina - #3 Midwest Region
L Texas A&M ..... #6 . 2ot 61-78

NC State - #4 East Region
L Iowa ..... #5 64-77

1981 (9-4)

North Carolina - #2 West Region
W Pittsburgh ..... #10 74-57
W Utah ..... #3 61-56
W Kansas State ..... #8 81-68

Final Four
W Virginia 78-65
L Indiana 50-63

Virginia - #1 East Region
W Villanova ..... #9 54-50
W Tennessee ..... #4 62-48
W BYU ..... #6 74-60

Final Four
L North Carolina 65-78
W LSU 78-74

Maryland - #6 Mideast Region
W UT-Chattanooga ..... #11 81-69
L Indiana ..... #3 64-99

Wake Forest - #4 Mideast Region
L Boston College ..... #5 64-67

1982 (7-3)

North Carolina - #1 East Region
W JMU ..... #9 52-50
W Alabama ..... #4 74-69
W Villanova ..... #3 70-60

Final Four
W Houston 68-63
W Georgetown 63-62

Virginia - #1 Mideast Region
W Tennessee ..... #8 54-51
L UAB ..... #4 66-68

Wake Forest - #7 East Region
W Old Dominion ..... #10 74-57
L Memphis State ..... #2 55-56

NC State - #7 Mideast Region
L UT-Chattanooga ..... #10 51-58

1983 (11-3)

NC State - #6 West Region
W Pepperdine ..... #11 2ot 69-67
W UNLV ..... #3 71-70
W Utah ..... #10 75-56
W Virginia ..... #1 63-62

Final Four
W Georgia 67-60
W Houston 54-52

North Carolina - #2 East Region
W James Madison ..... #10 68-49
W Ohio State ..... #3 64-51
L Georgia ..... #4 77-82

Virginia - #1 West Region
W Washington State ..... #8 54-49
W Boston College ..... #4 95-92
L NC State ..... #6 62-63

Maryland - #8 Midwest Region
W UT-Chattanooga ..... #9 52-51
L Houston ..... #1 50-60

1984 (8-5)

Virginia - #7 East Region
W Iona ..... #10 58-57
W Arkansas ..... #2 ... ot 53-51

NORTH CAROLINA TAR HEELS
2005 NCAA Champions

Led by Final Four MVP Sean May, North Carolina defeats Illinois 75-70 for the school's fourth NCAA title … the Tar Heels advance to the championship game with a 87-71 win over Michigan State … May averages 24.0 ppg and 8.0 rpg in the two Final Four wins … May, Raymond Felton and Rashad McCants are named to the All-Final Four team … the ACC posts a 12-4 record in the tournament … May, Felton and McCants and Marvin Williams are each selected among the first 14 picks of the 2005 NBA Draft.

Player	Ht.	Cl.	Rpg	Ppg
Sean May	6-9	Jr.	10.7	17.5
Rashad McCants	6-4	Jr.	3.0	16.0
Jawad Williams	6-9	Sr.	4.0	13.1
Raymond Felton	6-1	Jr.	4.3	12.9
Marvin Williams	6-9	Fr.	6.6	11.3
Jackie Manuel	6-5	Sr.	2.8	5.5
Melvin Scott	6-2	Sr.	1.4	5.1
Reyshawn Terry	6-8	So.	0.7	2.3
Jesse Holley	6-3	So.	0.4	1.3
Wes Miller	5-11	So.	0.2	1.1
Byron Sanders	6-9	Jr.	0.9	0.8
Quentin Thomas	6-3	Fr.	0.8	0.8
C.J. Hooker	6-2	Sr.	0.5	0.7
Charlie Everett	6-3	Sr.	0.2	0.5
Brooks Foster	6-2	Fr.	0.2	0.2
Damion Grant	6-11	Jr.	0.7	0.0

Head Coach: Roy Williams

NORTH CAROLINA TAR HEELS
2009 NCAA Champions

North Carolina nets the ACC's fourth NCAA title in nine years – and the 11th overall – by defeating Michigan State 89-72 before 72,922 at Detroit's Ford Field … junior guard Wayne Ellington averages 19.5 ppg and 6.5 rpg en route to being named the Most Outstanding Player of the Final Four … the Tar Heels win all six of their NCAA Tournament games by double figures and register an average victory margin of more than 20 points … for the second time in three years, an ACC record-tying seven teams earn NCAA Tournament berths … North Carolina trails for a total of 2:01 in the two Final Four games against Villanova and Michigan State.

Player	Ht.	Cl.	Rpg	Ppg
Tyler Hansbrough	6-9	Sr.	8.1	20.7
Ty Lawson	5-11	Jr.	3.0	16.6
Wayne Ellington	6-4	Jr.	4.9	15.8
Danny Green	6-6	Sr.	4.7	13.1
Deon Thompson	6-8	Jr.	5.7	10.6
Ed Davis	6-10	Fr.	6.6	6.7
Will Graves	6-6	So.	2.6	4.0
Tyler Zeller	7-0	Fr.	2.0	3.1
Bobby Frasor	6-3	Sr.	2.0	2.6
Larry Drew II	6-1	Fr.	1.1	1.4
Marcus Ginyard	6-5	Sr.	2.7	1.3
J.B. Tanner	6-0	Sr.	0.3	1.3
Patrick Moody	6-4	Sr.	0.7	1.0
Mike Copeland	6-7	Sr.	0.8	0.8
Justin Watts	6-4	Fr.	0.7	0.7
Jack Wooten	6-2	Sr.	0.3	0.5
Marc Campbell	5-11	Jr.	0.3	0.2

Head Coach: Roy Williams

DUKE BLUE DEVILS
2010 National Champions

Duke captures its fourth National Championship, beating hometown favorite Butler 61-59, before 70,930 in Indianapolis' Lucas Oil Stadium … the title is the 12th overall and fifth in the last 10 years for the ACC … Duke's Kyle Singler averages 20.0 ppg, 9.0 rpg and 3.5 apg in Final Four wins over West Virginia (78-57) and Butler to earn Final Four MOP honors … Jon Scheyer and Nolan Smith join Singler on the All-Final Four team … the Blue Devils finish the season 35-5 and win their six NCAA Tournament games by an average of 14.5 ppg.

Player	Ht.	Cl.	Rpg	Ppg
Jon Scheyer	6-5	Sr.	3.6	18.2
Kyle Singler	6-8	Jr.	7.0	17.7
Nolan Smith	6-2	Jr.	2.8	17.0
Brian Zoubek	7-1	Sr.	7.7	5.6
Miles Plumlee	6-10	So.	4.9	5.2
Lance Thomas	6-8	Sr.	4.9	4.8
Andre Dawkins	6-4	Fr.	1.1	4.4
Mason Plumlee	6-10	Fr.	3.1	3.7
Ryan Kelly	6-10	Fr.	1.1	1.2
Jordan Davidson	6-1	Gr.	0.2	0.4
Steve Johnson	6-5	Jr.	0.2	0.4
Casey Peters	6-4	Jr.	0.1	0.0

Head Coach: Mike Krzyzewski

W Syracuse ....#3 63-55
W Indiana ....#4 50-48

Final Four

L Houston .... ot 47-49

Wake Forest - #4 Midwest Region
W Kansas ....#5 69-59
W DePaul ....#1 ... ot 73-71
L Houston ....#2 63-68

North Carolina - #1 East Region
W Temple ....#8 77-66
L Indiana ....#4 68-72

Maryland - #3 Mideast Region
W West Virginia ....#11 102-77
L Illinois ....#2 70-72

Duke - #3 West Region
L Washington ....#6 78-80

1985 (12-5)

Georgia Tech - #2 East Region
W Mercer ....#15 65-58
W Syracuse ....#7 70-53
W Illinois ....#3 61-53
L Georgetown ....#1 54-60

North Carolina - #2 Southeast Region
W Middle Tennessee State ....#15 76-57
W Notre Dame ....#7 60-58
W Auburn ....#11 62-56
L Villanova ....#8 44-56

NC State - #3 West Region
W Nevada-Reno ....#14 65-56
W UTEP ....#11 86-73
W Alabama ....#7 61-55
L St. John's ....#1 60-69

Maryland - #5 Southeast Region
W Miami (Ohio) ....#12 ... ot 69-68
W Navy ....#13 64-59
L Villanova ....#8 43-46

Duke - #3 Midwest Region
W Pepperdine ....#14 75-62
L Boston College ....#11 73-74

1986 (13-6)

Duke - #1 East Region
W Mississippi Valley State ....#16 85-78
W Old Dominion ....#8 89-61
W DePaul ....#12 74-67
W Navy ....#7 71-50

Final Four

W Kansas 71-67
L Louisville 69-72

NC State - #6 Midwest Region
W Iowa ....#11 66-64
W Arkansas-Little Rock ....#14 . 2ot 80-66
W Iowa State ....#7 70-66
L Kansas ....#1 67-75

Georgia Tech - #2 Southeast Region
W Marist ....#15 68-53
W Villanova ....#10 66-61
L LSU ....#11 64-70

North Carolina - #3 West Region
W Utah ....#14 84-72
W UAB ....#6 77-59
L Louisville ....#2 69-72

Maryland - #5 West Region
W Pepperdine ....#12 69-64
L UNLV ....#4 64-70

Virginia - #5 East Region
L DePaul ....#12 68-72

1987 (5-6)

North Carolina - #1 East Region
W Penn ....#16 113-82
W Michigan ....#9 109-97
W Notre Dame ....#5 74-68
L Syracuse ....#2 75-79

Duke - #5 Midwest Region
W Texas A&M ....#12 58-51
W Xavier (Ohio) ....#13 65-60
L Indiana ....#1 82-88

Clemson - #4 Southeast Region
L SW Missouri State ....#13 60-65

Georgia Tech - #7 Midwest Region
L LSU ....#10 79-85

NC State - #11 East Region*
L Florida ....#6 70-82

Virginia - #5 West Region
L Wyoming ....#12 60-64

1988 (9-5)

Duke - #2 East Region
W Boston University ....#15 85-69
W Southern Methodist ....#7 94-79
W Rhode Island ....#11 73-72
W Temple ....#1 63-53

Final Four

L Kansas 59-66

North Carolina - #2 West Region
W North Texas State ....#15 83-65
W Loyola Marymount ....#10 123-97
W Michigan ....#3 78-69
L Arizona ....#1 52-70

Georgia Tech - #5 East Region
W Iowa State ....#12 90-78
L Richmond ....#13 55-59

Maryland - #7 Southeast Region
W UC-Santa Barbara ....#10 92-82
L Kentucky ....#2 81-90

NC State - #3 Midwest Region*
L Murray State ....#14 75-78

DUKE BLUE DEVILS
2015 National Champions

Duke captures its fifth National Championship, beating Wisconsin 68-63 before 71,149 in Indianapolis' Lucas Oil Stadium ... a No. 1 seed for the 13th time, the Blue Devils held each of their six tournament opponents to 63 or fewer points and had an average win margin of 15.5 ppg ... six ACC teams post a 17-5 mark in NCAA Tournament play; the 17 wins set an ACC record and tie for the second-most by a conference in NCAA tournament history ... five ACC teams earn Sweet 16 berths with three – Duke, Louisville and Notre Dame – reaching the Elite Eight.

Player	Ht.	Cl.	Rpg	Ppg
Jahlil Okafor	6-11	Fr.	8.5	17.3
Quinn Cook	6-2	Sr.	3.4	15.3
Justise Winslow	6-6	Fr.	6.5	12.6
Tyus Jones	6-1	Fr.	3.5	11.8
Amile Jefferson	6-9	Jr.	5.8	6.1
Matt Jones	6-5	So.	2.3	6.0
Grayson Allen	6-4	Fr.	1.0	4.4
Marshall Plumlee	7-0	Jr.	2.4	2.2
Nick Pagliuca	6-3	So.	0.4	0.3
Sean Kelly	6-3	Sr.	0.0	0.0

Head Coach: Mike Krzyzewski

NORTH CAROLINA TAR HEELS
2017 National Champions

North Carolina claims its sixth national championship as it defeats Gonzaga 71-65 in the national title game April 3 at Glendale, Arizona … Final Four MOP Joel Berry II has a game-high 22 points and six assists while Justin Jackson adds 16 points and Isaiah Hicks 13 to go along with nine rebounds ... the title is the Tar Heels' third under head coach Roy Williams … UNC's Final Four appearance is the 63rd made by a current ACC member school – 10 more than any other conference.

Player	Ht.	Cl.	Rpg	Ppg
Justin Jackson	6-8	Jr.	4.7	18.3
Joel Berry II	6-0	Jr.	3.1	14.7
Kennedy Meeks	6-10	Sr.	9.5	12.5
Isaiah Hicks	6-9	Sr.	5.5	11.8
Tony Bradley	6-10	Fr.	5.1	7.1
Kenny Williams	6-4	So.	3.3	6.2
Theo Pinson	6-6	Jr.	4.6	6.1
Luke Maye	6-8	So.	3.9	5.5
Nate Britt	6-1	Sr.	1.8	4.5
Brandon Robinson	6-5	Fr.	1.2	1.9
Seventh Woods	6-2	Fr.	1.4	1.5
Stilman White	6-1	Sr.	0.4	1.4
Shea Rush	6-6	Fr.	0.2	0.8
Kanler Coker	6-4	Sr.	0.2	0.4
Aaron Rohlman	6-6	Jr.	0.7	0.0

Head Coach: Roy Williams

VIRGINIA CAVALIERS
2019 National Champions



Virginia earns its first NCAA championship and the 18th by a current ACC member school, including the third in the last five years, when it downs Texas Tech, 85-77 in overtime, in the championship game April 8 in front of 72,062 at US Bank Stadium in Minneapolis …Kyle Guy named Final Four MOP … De'Andre Hunter scores a career-high 27 points, including the game-tying 3-pointer with 12.1 seconds left to send the game to OT ... Hunter and Ty Jerome join Guy on the All-Final Four Team ... the ACC goes 15-6 in NCAA play and puts five teams in the Sweet 16.

Player	Ht.	Cl.	Rpg	Ppg
Kyle Guy	6-2	Jr.	4.5	15.4
De'Andre Hunter	6-7	R-So.	5.1	15.2
Ty Jerome	6-5	Jr.	4.2	13.6
Mamadi Diakite	6-9	R-Jr.	4.4	7.4
Braxton Key	6-8	Jr.	5.3	5.7
Kihei Clark	5-9	Fr.	2.3	4.5
Jay Huff	7-1	R-So.	2.1	4.4
Jack Salt	6-10	R-Sr.	3.7	3.7
Kody Stattmann	6-7	Fr.	0.6	1.7
Grant Kersey	6-1	Jr.	0.2	1.3
Marco Anthony	6-4	So.	0.5	1.2
Austin Katstra	6-6	So.	0.5	0.9
Jayden Nixon	6-3	Fr.	0.6	0.6
Francesco Badocchi	6-7	R-Fr.	0.5	0.5

Head Coach: Tony Bennett

1989 (12-6)

Duke - #2 East Region
W South Carolina State ....#15 90-69
W West Virginia....#7 70-63
W Minnesota....#11 87-70
W Georgetown ....#1 85-77
Final Four
L Seton Hall 78-95

Virginia - #5 Southeast Region
W Providence....#12 100-97
W Tennessee State....#13 104-88
W Oklahoma....#1 86-80
L Michigan ....#3 65-102

North Carolina - #2 Southeast Region
W Southern ....#15 93-79
W UCLA....#7 88-81
L Michigan ....#3 87-92

NC State - #5 East Region
W South Carolina ....#12 81-66
W Iowa....#4 2ot 102-96
L Georgetown ....#1 61-69

Clemson - #9 West Region
W Saint Mary's....#8 83-70
L Arizona....#1 68-94

Georgia Tech - #6 Midwest Region
L Texas ....#11 70-76

1990 (14-5)

Duke - #3 East Region
W Richmond ....#14 81-46
W St. John's....#6 76-72
W UCLA....#7 90-81
W Connecticut....#1 ... ot 79-78
Final Four
W Arkansas 97-83
L UNLV 73-103

Georgia Tech - # 4 Southeast Region
W East Tennessee State ....#13 99-83
W LSU....#5 94-91
W Michigan State ....#1 ... ot 81-80
W Minnesota ....#6 93-91
Final Four
L UNLV 81-90

Clemson - #5 East Region*
W BYU....#12 49-47
W LaSalle ....#4 79-75
L Connecticut....#1 70-71

North Carolina - #8 Midwest Region
W SW Missouri State ....#9 83-70
W Oklahoma....#1 79-77
L Arkansas ....#4 73-96

Virginia - #7 Southeast Region
W Notre Dame....#10 75-67
L Syracuse ....#2 61-63

1991 (13-5)

Duke - #2 Midwest Region
W N.E. Louisiana....#15 102-73
W Iowa....#7 85-70
W Connecticut....#11 81-67
W St. John's....#4 78-61
Final Four
W UNLV 79-77
W Kansas 72-65

North Carolina - #1 East Region
W Northeastern....#16 101-66
W Villanova ....#9 84-69
W Eastern Michigan ....#12 93-67
W Temple ....#10 75-72
Final Four
L Kansas 73-79

Georgia Tech - #8 Midwest Region
W DePaul ....#9 87-70
L Ohio State ....#1 61-65

NC State - #6 East Region
W Southern Miss....#11 114-85
L Oklahoma State....#3 64-73

Wake Forest - #5 Southeast Region
W Louisiana Tech....#12 71-65
L Alabama....#4 88-96

Virginia - #7 West Region
L BYU....#10 61-48

1992 (12-4)

Duke - #1 East Region
W Campbell....#16 82-56
W Iowa ....#9 75-62
W Seton Hall ....#4 81-69
W Kentucky ....#2 ot 104-103
Final Four
W Indiana 81-78
W Michigan 71-51

North Carolina - #4 Southeast Region
W Miami (Ohio)....#13 68-63
W Alabama....#5 64-55
L Ohio State ....#1 73-80

Florida State - #3 West Region
W Montana....#14 78-68
W Georgetown ....#6 78-68
L Indiana....#2 74-85

Georgia Tech - #7 Midwest Region
W Houston ....#10 65-60
W Southern California ....#2 79-78
L Memphis State....#6 ... ot 79-83

Wake Forest - #9 West Region
L Louisville....#8 58-91

1993 (14-5)

North Carolina - #1 East Region
W East Carolina....#16 85-65
W Rhode Island....#8 112-67
W Arkansas ....#4 80-74

W Cincinnati ....#2 .. ot 75-68
Final Four
W Kansas 78-68
W Michigan 77-71
Florida State - #3 Southeast Region
W Evansville ....#14 82-70
W Tulane ....#11 94-63
W Western Kentucky ....#7 ... ot 81-78
L Kentucky ....#1 81-106
Wake Forest - #5 Southeast Region
W UT-Chattanooga ....#12 81-58
W Iowa ....#4 84-78
L Kentucky ....#1 69-103
Virginia - #6 East Region
W Manhattan ....#11 78-66
W Massachusetts ....#3 71-56
L Cincinnati ....#2 54-71
Duke - #3 Midwest Region
W Southern Illinois ....#14 105-70
L California ....#6 77-82
Georgia Tech - #4 West Region
L Southern ....#13 78-93

1994 (10-5)
Duke - #2 Southeast Region
W Texas Southern ....#15 82-70
W Michigan State ....#7 85-74
W Marquette ....#6 59-44
W Purdue ....#1 69-60
Final Four
W Florida 70-65
L Arkansas 72-76
Maryland - #10 Midwest Region
W Saint Louis ....#7 74-66
W Massachusetts ....#2 95-87
L Michigan ....#3 71-78
North Carolina - #1 East Region
W Liberty ....#16 71-51
L Boston College ....#9 72-75
Wake Forest - #5 Southeast Region
W Charleston ....#12 68-58
L Kansas ....#4 58-69
Virginia - #7 West Region
W New Mexico ....#10 57-54
L Arizona ....#3 58-71

1995 (11-4)
North Carolina - #2 Southeast Region
W Murray State ....#15 80-70
W Iowa State ....#7 73-51
W Georgetown ....#6 74-66
W Kentucky ....#1 74-61
Final Four
L Arkansas 68-75
Virginia - #4 Midwest Region
W Nicholls State ....#13 96-72
W Miami (Ohio) ....#12 (ot) 60-54
W Kansas ....#1 67-58
L Arkansas ....#2 61-68
Maryland - #3 West Region
W Gonzaga ....#14 87-63
W Texas ....#11 82-68
L Connecticut ....#2 89-99
Wake Forest - #1 East Region
W North Carolina A&T ....#16 79-47
W Saint Louis ....#9 64-59
L Oklahoma State ....#4 66-71

1996 (6-6)
Wake Forest - #2 Midwest Region
W N.E. Louisiana ....#15 62-50
W Texas ....#10 65-62
W Louisville ....#6 60-59
L Kentucky ....#1 63-83
Georgia Tech - #3 Southeast Region
W Austin Peay ....#14 90-79
W Boston College ....#11 103-89
L Cincinnati ....#2 87-70
North Carolina - #6 East Region
W New Orleans ....#11 83-62
L Texas Tech ....#3 73-92
Duke - #8 Southeast Region
L Eastern Michigan ....#9 60-75
Maryland - #7 West Region
L Santa Clara ....#10 79-91
Clemson - #8 West Region
L Georgia ....#8 74-81

1997 (8-6)
North Carolina - #1 East Region
W Fairfield ....#16 82-74
W Colorado ....#9 73-56
W California ....#5 63-57
W Louisville ....#6 97-74
Final Four
L Arizona ....#4 58-66
Clemson - #4 Midwest Region
W Miami (Ohio) ....#13 68-56
W Tulsa ....#5 65-59
L Minnesota ....#1 . 2ot 84-90
Duke - #2 Southeast Region
W Murray State ....#15 71-68
L Providence ....#10 87-98
Wake Forest - #3 West Region
W St. Mary's ....#14 68-46
L Stanford ....#6 66-72
Virginia - #9 West Region
L Iowa ....#8 60-73
Maryland - #5 Southeast Region
L Charleston ....#12 66-75

1998 (10-5)
North Carolina - #1 East Region
W Navy ....#16 88-52
W UNC-Charlotte ....#8 ... ot 93-83
W Michigan State ....#4 73-58
W Connecticut ....#2 75-64
Final Four
L Utah ....#3 59-65
Duke - #1 South Region
W Radford ....#16 99-63
W Oklahoma State ....#8 79-73
W Syracuse ....#5 80-67
L Kentucky ....#2 84-86
Maryland - #4 West Region
W Utah State ....#13 82-68
W Illinois ....#5 67-61
L Arizona ....#1 79-81
Florida State - #12 Midwest Region
W Texas Christian ....#5 96-87
L Valparaiso ....#13 ... ot 77-83
Clemson - #6 Midwest Region
L Western Michigan ....#11 72-75

1999 (7-3)
Duke - #1 East Region
W Florida A&M ....#16 99-58
W Tulsa ....#9 97-56
W SW Missouri State ....#12 78-61
W Temple ....#6 85-64
Final Four
W Michigan State ....#1 68-62
L Connecticut ....#1 74-77
Maryland - #2 South Region
W Valparaiso ....#15 82-60
W Creighton ....#10 75-63
L St. John's ....#3 62-76
North Carolina - #3 West Region
L Weber State ....#13 74-76

2000 (7-3)
North Carolina - #8 South Region
W Missouri ....#9 84-70
W Stanford ....#1 60-53
W Tennessee ....#4 74-69
W Tulsa ....#7 59-55
Final Four
L Florida ....#5 59-71
Duke - #1 East Region
W Lamar ....#16 82-55
W Kansas ....#8 69-64
L Florida ....#5 78-87
Maryland - #3 Midwest Region
W Iona ....#14 74-59
L UCLA ....#6 70-105

2001 (11-5)
Duke - #1 East Region
W Monmouth ....#16 95-52
W Missouri ....#9 94-81
W UCLA ....#4 76-63
W Southern Cal ....#6 79-69
Final Four
W Maryland 95-84
W Arizona 82-72
Maryland - #3 West Region
W George Mason ....#14 83-80
W Georgia State ....#11 79-60
W Georgetown ....#10 76-66
W Stanford ....#1 87-73
Final Four
L Duke 84-95
North Carolina - #2 South Region
W Princeton ....#15 70-48
L Penn State ....#7 74-82
Virginia - #5 South Region
L Gonzaga ....#12 85-86
Wake Forest - #7 Midwest Region
L Butler ....#10 63-79
Georgia Tech - #8 West Region
L Saint Joseph's ....#9 62-66

2002 (10-3)
Maryland - #1 East Region
W Siena ....#16 85-70
W Wisconsin ....#8 87-57
W Kentucky ....#4 78-68
W Connecticut ....#2 90-82
Final Four
W Kansas 97-88
W Indiana 64-52
Duke - #1 South Region
W Winthrop ....#16 84-37
W Notre Dame ....#8 84-77
L Indiana ....#5 73-74
NC State - #7 East Region
W Michigan State ....#10 69-58
L Connecticut ....#2 74-77
Wake Forest - #7 Midwest Region
W Pepperdine ....#10 83-74
L Oregon ....#2 87-92

2003 (5-4)
Maryland - #6 South Region
W UNC-Wilmington ....#11 75-73
W Xavier ....#3 77-64
L Michigan State ....#7 58-60
Duke - #3 West Region
W Colorado State ....#14 67-57
W Central Michigan ....#11 86-60
L Kansas ....#2 65-69
Wake Forest - #2 East Region
W East Tennessee State ....#15 76-73
L Auburn ....#10 62-68
NC State - #9 East Region
L California ....#8 ... ot 74-76

2004 (14-6)

Georgia Tech - #3 St. Louis Region
W Northern Iowa #14 65-60
W Boston College #6 57-54
W Nevada #10 72-67
W Kansas #4 ot 79-71
Final Four
W Oklahoma State #2 67-65
L Connecticut #2 73-82

Duke - #1 Atlanta Region
W Alabama State #16 96-61
W Seton Hall #8 90-62
W Illinois #5 72-62
W Xavier #7 66-63
Final Four
L Connecticut #2 78-79

Wake Forest - #4 East Rutherford Region
W VCU #13 79-78
W Manhattan #12 84-80
L St. Joseph's #1 80-84

NC State - #3 Phoenix Region
W Louisiana-Lafayette #14 61-52
L Vanderbilt #6 73-75

Maryland - #4 Phoenix Region
W UTEP #13 86-83
L Syracuse #5 70-72

North Carolina - #6 Atlanta Region
W Air Force #11 63-52
L Texas #3 75-78

2005 (12-4)

North Carolina - #1 Syracuse Region
W Oakland #16 96-68
W Iowa State #9 92-65
W Villanova #5 67-66
W Wisconsin #6 88-82
Final Four
W Michigan State #5 87-71
W Illinois #1 75-70

Duke - #1 Austin Region
W Delaware State #16 57-46
W Mississippi State #9 63-55
L Michigan State #5 68-78

NC State - #10 Syracuse Region
W Charlotte #7 75-63
W Connecticut #2 65-62
L Wisconsin #6 56-65

Wake Forest - #2 Albuquerque Region
W Chattanooga #15 70-54
L West Virginia #7 105-111

Georgia Tech - #5 Albuquerque Region
W George Washington #12 80-68
L Louisville #4 54-76

2006 (6-4)

Duke - #1 Atlanta Region
W Southern #16 70-54
W George Washington #8 74-61
L LSU #4 54-62

Boston College - #4 Minneapolis Region
W Pacific #13 . 2ot 88-76
W Montana #12 69-56
L Villanova #1 ot 59-60

North Carolina - #3 Washington, D.C. Region
W Murray State #14 69-65
L George Mason #11 60-65

NC State - #10 Atlanta Region
W California #7 58-52
L Texas #2 54-72

2007 (7-7)

North Carolina - #1 East Region
W Eastern Kentucky #16 86-65
W Michigan State #9 81-67
W Southern California #5 74-64
L Georgetown #2 ot 84-96

Maryland - #4 Midwest Region
W Davidson #13 82-70
L Butler #5 59-62

Virginia - #4 South Region
W Albany #13 84-57
L Tennessee #5 74-77

Virginia Tech - #5 West Region
W Illinois #12 54-52
L Southern Illinois #4 48-63

Boston College - #7 East Region
W Texas Tech #10 84-75
L Georgetown #2 55-62

Duke - #6 West Region
L VCU #11 77-79

Georgia Tech - #10 Midwest Region
L UNLV #7 63-67

2008 (6-4)

North Carolina - #1 East Region
W Mount St. Mary's #16 113-74
W Arkansas #9 108-77
W Washington State #4 68-47
W Louisville #3 83-73
L Kansas #1 66-84

Duke - #2 West
W Belmont #15 71-70
L West Virginia #7 67-73

Miami - #7 South
W Saint Mary's #10 78-64
L Texas #2 72-75

Clemson - #5 Midwest
L Villanova #12 69-75

2009 (9-6)

North Carolina - #1 South Region
W Radford #16 101-58
W LSU #8 84-70
W Gonzaga #4 98-77
W Oklahoma #2 72-60
Final Four
W Villanova #4 83-69
W Michigan State #2 89-72

Duke - #2 East Region
W Binghamton #15 86-62
W Texas #7 74-69
L Villanova #3 54-77

Maryland - #10 West Region
W California #7 84-71
L Memphis #2 70-89

Boston College - #7 Midwest Region
L Southern California #10 55-72

Clemson - #7 South Region
L Michigan #10 59-62

Florida State - #5 East Region
L Wisconsin #12 ot 59-61

Wake Forest - #4 Midwest Region
L Cleveland State #13 69-84

2010 (9-5)

Duke - #1 South Region
W Arkansas-Pine Bluff #16 73-44
W California #8 68-53
W Purdue #4 70-57
W Baylor #3 78-71
Final Four
W West Virginia #2 78-57
W Butler #5 61-59

Maryland - #4 Midwest Region
W Houston #13 89-77
L Michigan State #5 85-83

Georgia Tech - #10 Midwest Region
W Oklahoma State #7 64-59
L Ohio State #2 66-75

Wake Forest - #9 East Region
W Texas #8 ot 81-80
L Kentucky #1 60-90

Clemson - #7 East Region
L Missouri #10 78-86

Florida State - #9 West Region
L Gonzaga #8 67-69

2011 (8-4)

North Carolina - #2 East Region
W Long Island #15 102-87
W Washington #7 86-83
W Marquette #11 81-63
L Kentucky #4 69-76

Duke - #1 West Region
W Hampton #16 87-45
W Michigan #8 73-71
L Arizona #5 77-93

Florida State - #10 Southwest Region
W Texas A&M #7 57-50
W Notre Dame #2 71-57
L VCU #11 ot 71-72

Clemson - #12 East Region
W UAB #12 70-52
L West Virginia #5 76-84

2012 (6-5)

North Carolina - #1 Midwest Region
W Vermont #16 77-58
W Creighton #8 87-73
W Ohio #13 ot 73-65
L Kansas #2 67-80

NC State - #11 Midwest Region
W San Diego State #6 79-65
W Georgetown #3 66-63
L Kansas #2 57-60

Florida State #3 East Region
W St. Bonaventure #14 66-63
L Cincinnati #6 56-62

Duke - #2 South Region
L Lehigh #15 70-75

Virginia - #10 West Region
L Florida #7 45-71

2013 (6-5)

Duke - #2 Midwest
W Albany #15 73-61
W Creighton #7 66-50
W Michigan State #3 71-61
L Louisville #1 63-85

Miami - #2 East
W Pacific #15 78-49
W Illinois #7 63-59
L Marquette #3 61-71

North Carolina - #8 South
W Villanova #9 78-71
L Kansas #1 58-70

NC State - #8 East
L Temple #9 72-76

2014 (6-6)

Virginia - #1 East
W Coastal Carolina #16 70-59
W Memphis #8 78-60
L Michigan State #4 59-61

Syracuse - #3 South
W Western Michigan #14 77-53
L Dayton #11 53-55

North Carolina - #6 East
W Providence #11 79-77
L Iowa State #3 83-85

Pittsburgh - #9 South
W Colorado #8 77-48
L Florida #1 45-61

NC State - #12 Midwest
W Xavier #12 74-59
L Saint Louis #5 ot 80-83

Duke - #3 Midwest
L Mercer ....#14 71-78

2015 (17-5)
Duke - #1 South
W Robert Morris ....#16 85-56
W San Diego State ....#8 68-49
W Utah ....#5 63-57
W Gonzaga ....#2 66-52
Final Four
W Michigan State ....#7 81-61
W Wisconsin ....#1 68-63
Notre Dame - #3 Midwest
W Northeastern ....#14 69-65
W Butler ....#8 ... ot 67-65
W Wichita State ....#7 81-70
L Kentucky ....#1 66-68
Louisville - #4 East*
W UC Irvine ....#13 59-57
W Northern Iowa ....#5 66-53
W NC State ....#8 75-65
L Michigan State ....#7 ... ot 70-76
North Carolina - #4 West
W Harvard ....#13 67-65
W Arkansas ....#5 87-78
L Wisconsin ....#1 72-79
NC State - #8 East
W LSU ....#9 66-65
W Villanova ....#1 71-68
L Louisville ....#4 65-75
Virginia - #2 East
W Belmont ....#15 79-67
L Michigan State ....#7 54-60

2016 (19-7)
North Carolina - #1 East
W Florida Gulf Coast ....#16 83-67
W Providence ....#9 85-66
W Indiana ....#5 101-86
W Notre Dame ....#6 88-74
Final Four
W Syracuse ....#10 83-66
L Villanova ....#2 74-77
Syracuse - #10 Midwest
W Dayton ....#7 70-51
W Middle Tennessee ....#15 75-50
W Gonzaga ....#11 63-60
W Virginia ....#1 68-62
Final Four
L North Carolina ....#1 66-83
Virginia - #1 Midwest
W Hampton ....#16 81-45
W Butler ....#9 77-69
W Iowa State ....#4 84-71
L Syracuse ....#10 62-68
Notre Dame - #6 East
W Michigan ....#11 70-63
W Stephen F. Austin ....#14 76-75
W Wisconsin ....#7 61-56
L North Carolina ....#1 74-88
Duke - #4 West
W UNC Wilmington ....#13 93-85
W Yale ....#12 71-64
L Oregon ....#1 68-82
Miami - #3 South
W Buffalo ....#14 79-72
W Wichita State ....#11 65-57
L Villanova ....#2 69-92
Pittsburgh - #10 East
L Wisconsin ....#7 43-47

2017 (11-8)
North Carolina - #1 South
W Texas Southern ....#16 103-64
W Arkansas ....#8 72-65
W Butler ....#4 92-80
W Kentucky ....#2 75-73
Final Four
W Oregon ....#3 77-76
W Gonzaga ....#1 71-65
Duke - #2 East
W Troy ....#15 87-65
L South Carolina ....#7 81-88
Louisville - #2 Midwest
W Jacksonville State ....#15 78-63
L Michigan ....#7 69-73
Florida State - #3 West
W Florida Gulf Coast ....#14 86-80
L Xavier ....#11 66-91
Virginia - #5 East
W UNC-Wilmington ....#12 76-71
L Florida ....#4 39-65
Notre Dame - #5 West
W Princeton ....#12 60-58
L West Virginia ....#4 71-83
Miami - #8 Midwest
L Michigan State ....#9 58-78
Virginia Tech - #9 East
L Wisconsin ....#8 74-84
Wake Forest - #11 South
L Kansas State ....#11 88-95

2018 (12-9)
Duke - #2 Seed Midwest
W Iona ....#15 89-67
W Rhode Island ....#7 87-62
W Syracuse ....#11 69-65
L Kansas ....#1 ... ot 81-85
Florida State - #9 Seed West
W Missouri ....#8 67-54
W Xavier ....#1 75-70
W Gonzaga ....#4 75-60
L Michigan ....#3 54-58
Syracuse - #11 Seed Midwest
W Arizona State ....#11 60-56
W TCU ....#6 57-52
W Michigan State ....#3 55-53
L Duke ....#2 65-69
Clemson - #5 Seed Midwest
W New Mexico State ....#12 79-68
W Auburn ....#4 84-53
L Kansas ....#1 76-80
North Carolina - #2 Seed West
W Lipscomb ....#15 84-66
L Texas A&M ....#7 65-86
NC State - #9 Seed Midwest
L Seton Hall ....#8 83-94
Virginia - #1 Seed South
L UMBC ....#16 54-74
Miami - #6 Seed South
L Loyola Chicago ....#15 62-64
Virginia Tech - #8 Seed East
L Alabama ....#9 83-86

2019 (15-6)
Duke - #1 Seed East
W North Dakota State ....#16 85-62
W UCF ....#9 77-76
W Virginia Tech ....#4 75-73
L Michigan State ....#2 67-68
Florida State - #4 Seed West
W Vermont ....#13 76-69
W Murray State ....#12 90-62
L Gonzaga ....#1 58-72
Louisville - #7 Seed East
L Minnesota ....#10 76-86
North Carolina - #1 Seed Midwest
W Iona ....#16 88-73
W Washington ....#9 81-59
L Auburn ....#5 80-97
Syracuse - #8 Seed West
L Baylor ....#9 69-78
Virginia - #1 Seed South
W Gardner-Webb ....#16 71-56
W Oklahoma ....#9 63-51
W Oregon ....#12 53-49
W Purdue ....#3 ... ot 80-75
Final Four
W Auburn ....#5 63-62
W Texas Tech ....#3 ... ot 85-77
Virginia Tech - #4 Seed East
W Saint Louis ....#13 66-52
W Liberty ....#12 67-58
L Duke ....#1 73-75

2020
No tournament held (COVID-19 pandemic)

2021 (4-7)
Florida State - #4 East
W UNC Greensboro ....#13 64-54
W Colorado ....#5 71-53
L Michigan ....#1 58-76
Virginia - #4 West
L Ohio ....#13 58-62
Clemson - #7 Midwest
L Rutgers ....#10 56-60
North Carolina - #8 South
L Wisconsin ....#9 62-85
Georgia Tech - #9 Midwest
L Loyola Chicago ....#8 60-71
Virginia Tech - #10 South
L Florida ....#7 ... ot 70-75
Syracuse - #11 Midwest
W San Diego State ....#6 78-62
W West Virginia ....#3 75-72
L Houston ....#2 46-62

2022 (14-5)
Duke - #2 West
W Cal State Fullerton ....#15 78-61
W Michigan State ....#7 85-76
W Texas Tech ....#3 78-73
W Arkansas ....#4 78-69
Final Four
L North Carolina ....#8 77-81
Miami - #10 Midwest
W Southern California ....#7 68-66
W Auburn ....#2 79-61
W Iowa State ....#11 70-56
L Kansas ....#1 50-76
North Carolina - #8 East
W Marquette ....#9 95-63
W Baylor ....#1 .. ot 93-86
W UCLA ....#4 73-66
W Saint Peter's ....#15 69-49
Final Four
W Duke ....#2 81-77
L Kansas ....#1 69-72
Notre Dame - #11 West
W Rutgers ....#11 . 2ot 89-87
W Alabama ....#6 78-64
L Texas Tech ....#3 53-59
Virginia Tech - #10 East
L Texas ....#6 73-81

*appearances vacated

BOSTON COLLEGE (18 appearances; 22-19)

Year	Seed	W-L	Result	Head Coach
1958	-	0-1	Round of 32 (1st rd)	Donald Martin
1967	-	2-1	Elite Eight (3rd rd)	Bob Cousy
1968	-	0-1	Round of 32 (1st rd)	Bob Cousy
1975	-	1-2	Sweet Sixteen (2nd rd)	Bob Zuffelato
1981	5	2-1	Sweet Sixteen (3rd rd)	Tom Davis
1982	8	3-1	Elite Eight (4th rd)	Tom Davis
1983	4	1-1	Sweet Sixteen (3rd rd)	Gary Williams
1985	11	2-1	Sweet Sixteen (3rd rd)	Gary Williams
1994	9	3-1	Elite Eight (4th rd)	Jim O'Brien
1996	11	1-1	Round of 32 (2nd rd)	Jim O'Brien
1997	5	1-1	Round of 32 (2nd rd)	Jim O'Brien
2001	3	1-1	Round of 32 (2nd rd)	Al Skinner
2002	11	0-1	Round of 64 (1st rd)	Al Skinner
2004	6	1-1	Round of 32 (2nd rd)	Al Skinner
2005	4	1-1	Round of 32 (2nd rd)	Al Skinner
2006	4	2-1	Sweet Sixteen (3rd rd)	Al Skinner
2007	7	1-1	Round of 32 (2nd rd)	Al Skinner
2009	7	0-1	Round of 64 (1st rd)	Al Skinner

CLEMSON (12 appearances; 9-12)

1980	6	3-1	Elite Eight (4th rd)	Bill C. Foster
1987	4	0-1	Round of 64 (1st rd)	Cliff Ellis
1989	9	1-1	Round of 32 (2nd rd)	Cliff Ellis
1990^	5	2-1	Sweet Sixteen (3rd rd)	Cliff Ellis
1996	9	0-1	Round of 64 (1st rd)	Rick Barnes
1997	4	2-1	Sweet Sixteen (3rd rd)	Rick Barnes
1998	6	0-1	Round of 64 (1st rd)	Rick Barnes
2008	5	0-1	Round of 64 (1st rd)	Oliver Purnell
2009	7	0-1	Round of 64 (1st rd)	Oliver Purnell
2010	9	0-1	Round of 64 (1st rd)	Oliver Purnell
2011	12	1-1	Round of 64 (2nd rd)	Brad Brownell
2018	5	2-1	Sweet Sixteen (3rd rd)	Brad Brownell
2021	7	0-1	Round of 64 (1st rd)	Brad Brownell

DUKE (44 appearances; 114-38)

1955	-	0-1	Round of 32 (1st rd)	Harold Bradley
1960	-	2-1	Elite Eight (3rd rd)	Vic Bubas
1963	-	3-1	National Semifinals (4th rd)	Vic Bubas
1964	-	3-1	National Championship (5th rd)	Vic Bubas
1966	-	3-1	National Semifinals (4th rd)	Vic Bubas
1978	-	4-1	National Championship (5th rd)	Bill E. Foster
1979	2	0-1	Round of 32 (2nd rd)	Bill E. Foster
1980	4	2-1	Elite Eight (4th rd)	Bill E. Foster
1984	3	0-1	Round of 32 (2nd rd)	Mike Krzyzewski
1985	3	1-1	Round of 32 (2nd rd)	Mike Krzyzewski
1986	1	5-1	National Championship (6th rd)	Mike Krzyzewski
1987	5	2-1	Sweet Sixteen (3rd rd)	Mike Krzyzewski
1988	2	4-1	National Semifinals (5th rd)	Mike Krzyzewski
1989	2	4-1	National Semifinals (5th rd)	Mike Krzyzewski
1990	3	5-1	National Championship (6th rd)	Mike Krzyzewski
1991	2	6-0	NCAA CHAMPION (6th rd)	Mike Krzyzewski
1992	1	6-0	NCAA CHAMPION (6th rd)	Mike Krzyzewski
1993	3	1-1	Round of 32 (2nd rd)	Mike Krzyzewski
1994	2	5-1	National Championship (6th rd)	Mike Krzyzewski
1996	8	0-1	Round of 64 (1st rd)	Mike Krzyzewski
1997	2	1-1	Round of 32 (2nd rd)	Mike Krzyzewski
1998	1	3-1	Elite Eight (4th rd)	Mike Krzyzewski
1999	1	5-1	National Championship (6th rd)	Mike Krzyzewski
2000	1	2-1	Sweet Sixteen (3rd rd)	Mike Krzyzewski
2001	1	6-0	NCAA CHAMPION (6th rd)	Mike Krzyzewski
2002	1	2-1	Sweet Sixteen (3rd rd)	Mike Krzyzewski
2003	3	2-1	Sweet Sixteen (3rd rd)	Mike Krzyzewski
2004	1	4-1	National Semifinals (5th rd)	Mike Krzyzewski
2005	1	2-1	Sweet Sixteen (3rd rd)	Mike Krzyzewski
2006	1	2-1	Sweet Sixteen (3rd rd)	Mike Krzyzewski
2007	6	0-1	Round of 64 (1st rd)	Mike Krzyzewski
2008	2	1-1	Round of 32 (2nd rd)	Mike Krzyzewski
2009	2	2-1	Sweet Sixteen (3rd rd)	Mike Krzyzewski
2010	1	6-0	NCAA CHAMPION (6th rd)	Mike Krzyzewski
2011	1	2-1	Sweet Sixteen (4th rd)	Mike Krzyzewski
2012	2	0-1	Round of 64 (2nd rd)	Mike Krzyzewski
2013	1	3-1	Elite Eight (5th rd)	Mike Krzyzewski
2014	3	0-1	Round of 64 (1st rd)	Mike Krzyzewski
2015	1	6-0	NCAA CHAMPION (6th rd)	Mike Krzyzewski
2016	4	2-1	Sweet Sixteen (4th rd)	Mike Krzyzewski
2017	2	1-1	Round of 32 (2nd rd)	Mike Krzyzewski
2018	2	3-1	Elite Eight (4th rd)	Mike Krzyzewski
2019	1	3-1	Elite Eight (4th rd)	Mike Krzyzewski
2022	2	4-1	National Semifinals (5th rd)	Mike Krzyzewski

FLORIDA STATE (18 appearances; 23-18)

1968	-	0-1	Round of 32 (1st rd)	Hugh Durham
1972	-	4-1	National Championship (5th rd)	Hugh Durham
1978	-	0-1	Round of 32 (1st rd)	Hugh Durham
1980	8	1-1	Round of 32 (2nd rd)	Joe Williams
1988	12	0-1	Round of 64 (1st rd)	Pat Kennedy
1989	4	0-1	Round of 64 (1st rd)	Pat Kennedy
1991	7	1-1	Round of 32 (2nd rd)	Pat Kennedy
1992	3	2-1	Sweet Sixteen (3rd rd)	Pat Kennedy
1993	3	3-1	Elite Eight (4th rd)	Pat Kennedy
1998	12	1-1	Round of 32 (2nd rd)	Steve Robinson
2009	5	0-1	Round of 64 (1st rd)	Leonard Hamilton
2010	9	0-1	Round of 64 (1st rd)	Leonard Hamilton
2011	10	2-1	Sweet Sixteen (4th rd)	Leonard Hamilton
2012	3	1-1	Round of 32 (2rd rd)	Leonard Hamilton
2017	3	1-1	Round of 32 (2nd rd)	Leonard Hamilton
2018	9	3-1	Elite Eight (4th rd)	Leonard Hamilton
2019	4	2-1	Sweet Sixteen (3rd rd)	Leonard Hamilton
2021	4	2-1	Sweet Sixteen (3rd rd)	Leonard Hamilton

GEORGIA TECH (17 appearances; 23-17)

1960	-	1-1	Elite Eight (3rd rd)	Wack Hyder
1985	2	3-1	Elite Eight (4th rd)	Bobby Cremins
1986	2	2-1	Sweet Sixteen (3rd rd)	Bobby Cremins
1987	7	0-1	Round of 64 (1st rd)	Bobby Cremins
1988	5	1-1	Round of 32 (2nd rd)	Bobby Cremins
1989	6	0-1	Round of 64 (1st rd)	Bobby Cremins
1990	4	4-1	National Semifinals (5th rd)	Bobby Cremins
1991	8	1-1	Round of 32 (2nd rd)	Bobby Cremins
1992	7	2-1	Sweet Sixteen (3rd rd)	Bobby Cremins
1993	4	0-1	Round of 64 (1st rd)	Bobby Cremins
1996	3	2-1	Sweet Sixteen (3rd rd)	Bobby Cremins
2001	8	0-1	Round of 64 (1st rd)	Paul Hewitt
2004	3	5-1	National Championship (6th rd)	Paul Hewitt
2005	5	1-1	Round of 32 (2nd rd)	Paul Hewitt
2007	10	0-1	Round of 64 (1st rd)	Paul Hewitt
2010	10	1-1	Round of 32 (2nd rd)	Paul Hewitt
2021	9	0-1	Round of 64 (1st rd)	Josh Pastner

LOUISVILLE (39 appearances; 61-41)

1951	-	0-1	Round of 32 (1st rd)	"Peck" Hickman
1959	-	3-2	National Semifinals (4th rd)	"Peck" Hickman
1961	-	2-1	Sweet Sixteen (2nd rd)	"Peck" Hickman
1964	-	0-1	Round of 32 (1st rd)	"Peck" Hickman
1967	-	0-2	Round of 32 (1st rd)	"Peck" Hickman
1968	-	1-1	Round of 32 (1st rd)	"Peck" Hickman
1972	-	2-2	National Semifinals (4th rd)	Denny Crum
1974	-	0-2	Round of 32 (1st rd)	Denny Crum
1975	-	4-1	Final Four (4th rd)	Denny Crum
1977	-	0-1	Round of 32 (1st rd)	Denny Crum
1978	-	1-1	Sweet Sixteen (2nd rd)	Denny Crum
1979	3	1-1	Sweet Sixteen (3rd rd)	Denny Crum
1980	2	5-0	NCAA CHAMPION (5th rd)	Denny Crum
1981	4	0-1	Round of 48 (1st rd)	Denny Crum
1982	3	3-1	National Semifinals (5th rd)	Denny Crum
1983	1	3-1	National Semifinals (5th rd)	Denny Crum
1984	5	2-1	Sweet Sixteen (3rd rd)	Denny Crum
1986	2	6-0	NCAA CHAMPION (6th rd)	Denny Crum
1988	5	2-1	Sweet Sixteen (3rd rd)	Denny Crum
1989	4	2-1	Sweet Sixteen (3rd rd)	Denny Crum
1990	4	1-1	Round of 64 (2nd rd)	Denny Crum
1992	8	1-1	Round of 64 (2nd rd)	Denny Crum
1993	4	2-1	Sweet Sixteen (3rd rd)	Denny Crum
1994	3	2-1	Sweet Sixteen (3rd rd)	Denny Crum
1995	11	0-1	Round of 64 (1st rd)	Denny Crum
1996	6	2-1	Sweet Sixteen (3rd rd)	Denny Crum
1997	4	3-1	Elite Eight (4th rd)	Denny Crum
1999	7	0-1	Round of 64 (1st rd)	Denny Crum
2000	7	0-1	Round of 64 (1st rd)	Denny Crum
2003	4	1-1	Round of 64 (2nd rd)	Rick Pitino
2004	10	0-1	Round of 65 (1st rd)	Rick Pitino
2005	4	4-1	National Semifinals (5th rd)	Rick Pitino
2007	6	1-1	Round of 65 (2nd rd)	Rick Pitino
2008	3	3-1	Elite Eight (4th rd)	Rick Pitino

2009	1	3-1	Elite Eight (4th rd)	Rick Pitino
2010	9	0-1	Round of 65 (1st rd)	Rick Pitino
2011	4	0-1	Round of 68 (2nd rd)	Rick Pitino
2012^	4	4-1	National Semifinals (5th rd)	Rick Pitino
2013^	1	6-0	NCAA CHAMPION (6th rd)	Rick Pitino
2014^	4	2-1	Sweet Sixteen (3rd rd)	Rick Pitino
2015^	4	3-1	Elite Eight (4th rd)	Rick Pitino
2017	2	1-1	Round of 32 (2nd rd)	Rick Pitino
2019	7	0-1	Round of 64 (1st rd)	Chris Mack

MIAMI (11 appearances; 11-11)

1960	-	0-1	Round of 32 (1st rd)	Bruce Hale
1998	11	0-1	Round of 64 (1st rd)	Leonard Hamilton
1999	2	1-1	Round of 32 (2nd rd)	Leonard Hamilton
2000	6	2-1	Sweet Sixteen (3rd rd)	Leonard Hamilton
2002	5	0-1	Round of 64 (1st rd)	Perry Clark
2008	7	1-1	Round of 32 (2nd rd)	Frank Haith
2013	2	2-1	Sweet Sixteen (4th rd)	Jim Larrañaga
2016	3	2-1	Sweet Sixteen (4th rd)	Jim Larrañaga
2017	8	0-1	Round of 64 (1st rd)	Jim Larrañaga
2018	6	0-1	Round of 64 (1st rd)	Jim Larrañaga
2021	10	3-1	Elite Eight (4th rd)	Jim Larrañaga

NORTH CAROLINA (52 appearances; 131-49)

1941	-	0-2	Elite Eight (1st rd)	Bill Lange
1946	-	2-1	National Championship (3rd rd)	Ben Carnevale
1957	-	5-0	NCAA CHAMPION (6th rd)	Frank McGuire
1959	-	0-1	Round of 32 (1st rd)	Frank McGuire
1967	-	2-2	National Semifinals (4th rd)	Dean Smith
1968	-	3-1	National Championship (5th rd)	Dean Smith
1969	-	2-2	National Semifinals (4th rd)	Dean Smith
1972	-	3-1	National Semifinals (4th rd)	Dean Smith
1975	-	2-1	Sweet Sixteen (2nd rd)	Dean Smith
1976	-	0-1	Round of 32 (1st rd)	Dean Smith
1977	-	4-1	National Championship (5th rd)	Dean Smith
1978	-	0-1	Round of 32 (1st rd)	Dean Smith
1979	1	0-1	Round of 32 (2nd rd)	Dean Smith
1980	3	0-1	Round of 32 (2nd rd)	Dean Smith
1981	2	4-1	National Championship (6th rd)	Dean Smith
1982	1	5-0	NCAA CHAMPION (6th rd)	Dean Smith
1983	2	2-1	Elite Eight (4th rd)	Dean Smith
1984	1	1-1	Sweet Sixteen (3rd rd)	Dean Smith
1985	2	3-1	Elite Eight (4th rd)	Dean Smith
1986	3	2-1	Sweet Sixteen (3rd rd)	Dean Smith
1987	1	3-1	Elite Eight (4th rd)	Dean Smith
1988	2	3-1	Elite Eight (4th rd)	Dean Smith
1989	2	2-1	Sweet Sixteen (3rd rd)	Dean Smith
1990	8	2-1	Sweet Sixteen (3rd rd)	Dean Smith
1991	1	4-1	National Semifinals (5th rd)	Dean Smith
1992	4	2-1	Sweet Sixteen (3rd rd)	Dean Smith
1993	1	6-0	NCAA CHAMPION (6th rd)	Dean Smith
1994	1	1-1	Round of 32 (2nd rd)	Dean Smith
1995	2	4-1	National Semifinals (5th rd)	Dean Smith
1996	6	1-1	Round of 32 (2nd rd)	Dean Smith
1997	1	4-1	National Semifinals (5th rd)	Dean Smith
1998	1	4-1	National Semifinals (5th rd)	Bill Guthridge
1999	3	0-1	Round of 64 (1st rd)	Bill Guthridge
2000	8	4-1	National Semifinals (5th rd)	Bill Guthridge
2001	2	1-1	Round of 32 (2nd rd)	Matt Doherty
2004	6	1-1	Round of 32 (2nd rd)	Roy Williams
2005	1	6-0	NCAA CHAMPION (6th rd)	Roy Williams
2006	3	1-1	Round of 32 (2nd rd)	Roy Williams
2007	1	3-1	Elite Eight (4th rd)	Roy Williams
2008	1	4-1	National Semifinals (5th rd)	Roy Williams
2009	1	6-0	NCAA CHAMPION (6th rd)	Roy Williams
2011	2	3-1	Elite Eight (5th rd)	Roy Williams
2012	1	3-1	Elite Eight (5th rd)	Roy Williams
2013	8	1-1	Round of 32 (2nd rd)	Roy Williams
2014	6	1-1	Round of 32 (2nd rd)	Roy Williams
2015	4	2-1	Sweet Sixteen (3rd rd)	Roy Williams
2016	1	5-1	National Championship (6th rd)	Roy Williams
2017	1	6-0	NCAA CHAMPION (6th rd)	Roy Williams
2018	2	1-1	Round of 32 (2nd rd)	Roy Williams
2019	1	2-1	Sweet Sixteen (3rd rd)	Roy Williams
2021	8	0-1	Round of 64 (1st rd)	Roy Williams
2022	8	5-1	National Championship (6th rd)	Hubert Davis

NC STATE (25 appearances; 37-26)

1950	-	2-1	National Semifinals (2nd rd)	Everett Case
1951	-	1-2	Elite Eight (2nd rd)	Everett Case
1952	-	1-1	Sweet Sixteen (1st rd)	Everett Case
1954	-	2-1	Sweet Sixteen (2nd rd)	Everett Case
1956	-	0-1	Round of 32 (1st rd)	Everett Case
1965	-	1-1	Sweet Sixteen (2nd rd)	Press Maravich
1970	-	1-1	Sweet Sixteen (2nd rd)	Norm Sloan
1974	-	4-0	NCAA CHAMPION (6th rd)	Norm Sloan
1980	4	0-1	Round of 32 (2nd rd)	Norm Sloan
1982	7	0-1	Round of 64 (1st rd)	Jim Valvano
1983	6	6-0	NCAA CHAMPION (6th rd)	Jim Valvano
1985	3	3-1	Elite Eight (4th rd)	Jim Valvano
1986	6	3-1	Elite Eight (4th rd)	Jim Valvano
1987^	11	0-1	Round of 64 (1st rd)	Jim Valvano
1988^	3	0-1	Round of 64 (1st rd)	Jim Valvano
1989	5	2-1	Sweet Sixteen (3rd rd)	Jim Valvano
1991	6	1-1	Round of 32 (2nd rd)	Les Robinson
2002	7	1-1	Round of 32 (2nd rd)	Herb Sendek
2003	9	0-1	Round of 64 (1st rd)	Herb Sendek
2004	3	1-1	Round of 32 (2nd rd)	Herb Sendek
2005	10	2-1	Sweet Sixteen (3rd rd)	Herb Sendek
2006	10	1-1	Round of 32 (2nd rd)	Herb Sendek
2012	11	2-1	Sweet Sixteen (3rd rd)	Mark Gottfried
2013	8	0-1	Round of 64 (2nd rd)	Mark Gottfried
2014	12	1-1	Round of 64 (1st rd)	Mark Gottfried
2015	8	2-1	Sweet Sixteen (3rd rd)	Mark Gottfried
2018	9	0-1	Round of 64 (1st rd)	Kevin Keatts

NOTRE DAME (37 appearances; 40-41)

1953	-	2-1	Elite Eight (3rd rd)	John Jordan
1954	-	2-1	Elite Eight (3rd rd)	John Jordan
1957	-	2-1	Sweet Sixteen (2nd rd)	John Jordan
1958	-	2-1	Elite Eight (3rd rd)	John Jordan
1960	-	0-1	Round of 32 (1st rd)	John Jordan
1963	-	0-1	Round of 32 (1st rd)	John Jordan
1965	-	0-1	Round of 32 (1st rd)	Johnny Dee
1969	-	0-1	Round of 32 (1st rd)	Johnny Dee
1970	-	1-2	Sweet Sixteen (2nd rd)	Johnny Dee
1971	-	1-2	Sweet Sixteen (2nd rd)	Johnny Dee
1974	-	2-1	Sweet Sixteen (2nd rd)	Digger Phelps
1975	-	1-2	Sweet Sixteen (2nd rd)	Digger Phelps
1976	-	1-1	Sweet Sixteen (2nd rd)	Digger Phelps
1977	-	1-1	Sweet Sixteen (2nd rd)	Digger Phelps
1978	-	3-2	National Semifinals (4th rd)	Digger Phelps
1979	1	2-1	Elite Eight (4th rd)	Digger Phelps
1980	4	0-1	Round of 32 (2nd rd)	Digger Phelps
1981	2	1-1	Sweet Sixteen (3rd rd)	Digger Phelps
1985	7	1-1	Round of 32 (2nd rd)	Digger Phelps
1986	3	0-1	Round of 64 (1st rd)	Digger Phelps
1987	5	2-1	Sweet Sixteen (3rd rd)	Digger Phelps
1988	10	0-1	Round of 64 (1st rd)	Digger Phelps
1989	9	1-1	Round of 32 (2nd rd)	Digger Phelps
1990	10	0-1	Round of 64 (1st rd)	Digger Phelps
2001	6	1-1	Round of 32 (2nd rd)	Mike Brey
2002	8	1-1	Round of 32 (2nd rd)	Mike Brey
2003	5	2-1	Sweet Sixteen (3rd rd)	Mike Brey
2007	6	0-1	Round of 64 (1st rd)	Mike Brey
2008	5	1-1	Round of 32 (2nd rd)	Mike Brey
2010	6	0-1	Round of 64 (1st rd)	Mike Brey
2011	2	1-1	Round of 32 (2nd rd)	Mike Brey
2012	7	0-1	Round of 64 (2nd rd)	Mike Brey
2013	7	0-1	Round of 64 (2nd rd)	Mike Brey
2015	3	3-1	Elite Eight (4th rd)	Mike Brey
2016	6	3-1	Elite Eight (4th rd)	Mike Brey
2017	5	1-1	Round of 32 (2nd rd)	Mike Brey
2022	11	2-1	Round of 32 (2nd rd)	Mike Brey

PITT (25 appearances; 24-27)

1941	-	1-1	National Semifinals (2nd rd)	Henry Carlson
1957	-	1-2	Sweet Sixteen (2nd rd)	Bob Timmons
1958	-	0-1	Round of 32 (1st rd)	Bob Timmons
1963	-	0-1	Round of 32 (1st rd)	Bob Timmons
1974	-	2-1	Elite Eight (3rd rd)	Buzz Ridl
1981	10	1-1	Round of 32 (2nd rd)	Roy Chipman
1982	10	0-1	Round of 64 (1st rd)	Roy Chipman
1985	12	0-1	Round of 64 (1st rd)	Roy Chipman
1987	3	1-1	Round of 32 (2nd rd)	Paul Evans

1988	2	1-1	Round of 32 (2nd rd)	Paul Evans
1989	8	0-1	Round of 64 (1st rd)	Paul Evans
1991	6	1-1	Round of 32 (2nd rd)	Paul Evans
1993	9	0-1	Round of 64 (1st rd)	Paul Evans
2002	3	2-1	Sweet Sixteen (3rd rd)	Ben Howland
2003	2	2-1	Sweet Sixteen (3rd rd)	Ben Howland
2004	3	2-1	Sweet Sixteen (3rd rd)	Jamie Dixon
2005	9	0-1	Round of 64 (1st rd)	Jamie Dixon
2006	5	1-1	Round of 32 (2nd rd)	Jamie Dixon
2007	3	2-1	Sweet Sixteen (3rd rd)	Jamie Dixon
2008	4	1-1	Round of 32 (2nd rd)	Jamie Dixon
2009	1	3-1	Elite Eight (4th rd)	Jamie Dixon
2010	3	1-1	Round of 32 (2nd rd)	Jamie Dixon
2011	1	1-1	Round of 32 (3rd rd)	Jamie Dixon
2013	8	0-1	Round of 64 (1st rd)	Jamie Dixon
2014	9	1-1	Round of 32 (2nd rd)	Jamie Dixon
2016	10	0-1	Round of 64 (1st rd)	Jamie Dixon

SYRACUSE (39 appearances; 66-41)

1957	-	2-1	Elite Eight (3rd rd)	Marc Guley
1966	-	1-1	Elite Eight (3rd rd)	Fred Lewis
1973	-	2-1	Sweet Sixteen (2nd rd)	Roy Danforth
1974	-	0-1	Round of 32 (1st rd)	Roy Danforth
1975	-	3-2	National Semifinals (4th rd)	Roy Danforth
1976	-	0-1	Round of 32 (1st rd)	Roy Danforth
1977	-	1-1	Sweet Sixteen (2nd rd)	Jim Boeheim
1978	-	0-1	Round of 32 (1st rd)	Jim Boeheim
1979	4	1-1	Sweet Sixteen (3rd rd)	Jim Boeheim
1980	1	1-1	Sweet Sixteen (3rd rd)	Jim Boeheim
1983	6	1-1	Round of 32 (2nd rd)	Jim Boeheim
1984	3	1-1	Sweet Sixteen (3rd rd)	Jim Boeheim
1985	7	1-1	Round of 32 (2nd rd)	Jim Boeheim
1986	2	1-1	Round of 32 (2nd rd)	Jim Boeheim
1987	2	5-1	National Championship (6th rd)	Jim Boeheim
1988	3	1-1	Round of 32 (2nd rd)	Jim Boeheim
1989	2	3-1	Elite Eight (4th rd)	Jim Boeheim
1990	2	2-1	Sweet Sixteen (3rd rd)	Jim Boeheim
1991	2	0-1	Round of 64 (1st rd)	Jim Boeheim
1992	6	1-1	Round of 32 (2nd rd)	Jim Boeheim
1994	4	2-1	Sweet Sixteen (3rd rd)	Jim Boeheim
1995	7	1-1	Round of 32 (2nd rd)	Jim Boeheim
1996	4	5-1	National Championship (6th rd)	Jim Boeheim
1998	5	2-1	Sweet Sixteen (3rd rd)	Jim Boeheim
1999	8	0-1	Round of 64 (1st rd)	Jim Boeheim
2000	4	2-1	Sweet Sixteen (3rd rd)	Jim Boeheim
2001	5	1-1	Round of 32 (2nd rd)	Jim Boeheim
2003	3	6-0	NCAA CHAMPION (6th rd)	Jim Boeheim
2004	5	2-1	Sweet Sixteen (3rd rd)	Jim Boeheim
2005	4	0-1	Round of 64 (1st rd)	Jim Boeheim
2006	5	0-1	Round of 64 (1st rd)	Jim Boeheim
2009	3	2-1	Sweet Sixteen (3rd rd)	Jim Boeheim
2010	1	2-1	Sweet Sixteen (3rd rd)	Jim Boeheim
2011^	3	1-1	Round of 32 (3rd rd)	Jim Boeheim
2012^	1	3-1	Elite Eight (4th rd)	Jim Boeheim
2013	4	4-1	National Semifinals (5th rd)	Jim Boeheim
2014	3	1-1	Round of 32 (2nd rd)	Jim Boeheim
2016	10	4-1	National Semifinals (5th rd)	Jim Boeheim
2018	11	3-1	Sweet Sixteen (3rd rd)	Jim Boeheim
2019	8	0-1	Round of 64 (1st rd)	Jim Boeheim
2021	11	2-1	Sweet Sixteen (3rd rd)	Jim Boeheim

VIRGINIA (23 appearances; 34-22)

1976	-	0-1	Round of 32 (1st rd)	Terry Holland
1981	1	4-1	National Semifinals (5th rd)	Terry Holland
1982	1	1-1	Sweet Sixteen (3rd rd)	Terry Holland
1983	1	2-1	Elite Eight (4th rd)	Terry Holland
1984	7	4-1	National Semifinals (5th rd)	Terry Holland
1986	5	0-1	Round of 64 (1st rd)	Terry Holland
1987	5	0-1	Round of 64 (1st rd)	Terry Holland
1989	5	3-1	Elite Eight (4th rd)	Terry Holland
1990	7	1-1	Round of 32 (2nd rd)	Terry Holland
1991	7	0-1	Round of 64 (1st rd)	Jeff Jones
1993	6	2-1	Sweet Sixteen (3rd rd)	Jeff Jones
1994	7	1-1	Round of 32 (2nd rd)	Jeff Jones
1995	4	3-1	Elite Eight (4th rd)	Jeff Jones
1997	9	0-1	Round of 64 (1st rd)	Jeff Jones
2001	5	0-1	Round of 64 (1st rd)	Pete Gillen
2007	4	1-1	Round of 32 (2nd rd)	Dave Leitao
2012	11	0-1	Round of 64 (2nd rd)	Tony Bennett
2014	1	2-1	Sweet Sixteen (3rd rd)	Tony Bennett
2015	2	1-1	Round of 32 (2nd rd)	Tony Bennett
2016	1	3-1	Elite Eight (4th rd)	Tony Bennett
2017	5	1-1	Round of 32 (2nd rd)	Tony Bennett
2018	1	0-1	Round of 64 (1st rd)	Tony Bennett
2019	1	6-0	NCAA CHAMPION (6th rd)	Tony Bennett
2021	4	0-1	Round of 64 (1st rd)	Tony Bennett

VIRGINIA TECH (13 appearances; 8-13)

1967	-	2-1	Elite Eight (3rd rd)	Howard Shannon
1976	-	0-1	Round of 32 (1st rd)	Don DeVoe
1979	8	1-1	Round of 32 (2nd rd)	Charles Moir
1980	7	1-1	Round of 32 (2nd rd)	Charles Moir
1985	9	0-1	Round of 64 (1st rd)	Charles Moir
1986	7	0-1	Round of 64 (1st rd)	Charles Moir
1996	9	1-1	Round of 32 (2nd rd)	Bill Foster
2007	5	1-1	Round of 32 (2nd rd)	Seth Greenberg
2017	9	0-1	Round of 64 (1st rd)	Buzz Williams
2018	8	0-1	Round of 64 (1st rd)	Buzz Williams
2019	4	2-1	Sweet Sixteen (3rd rd)	Buzz Williams
2021	10	0-1	Round of 64 (1st rd)	Mike Young
2022	11	0-1	Round of 64 (1st rd)	Mike Young

WAKE FOREST (23 appearances; 28-23)

1939	-	0-1	Elite Eight (1st rd)	Murray Greason
1953	-	1-1	Sweet Sixteen (2nd rd)	Murray Greason
1961	-	2-1	Elite Eight (3rd rd)	Bones McKinney
1962	-	4-1	National Semifinals (4th rd)	Bones McKinney
1977	-	2-1	Elite Eight (3rd rd)	Carl Tacy
1981	4	0-1	Round of 32 (2nd rd)	Carl Tacy
1982	7	1-1	Round of 32 (2nd rd)	Carl Tacy
1984	4	2-1	Elite Eight (4th rd)	Carl Tacy
1991	5	1-1	Round of 32 (2nd rd)	Dave Odom
1992	9	0-1	Round of 64 (1st rd)	Dave Odom
1993	5	2-1	Sweet Sixteen (3rd rd)	Dave Odom
1994	5	1-1	Round of 32 (2nd rd)	Dave Odom
1995	1	2-1	Sweet Sixteen (3rd rd)	Dave Odom
1996	2	3-1	Elite Eight (4th rd)	Dave Odom
1997	3	1-1	Round of 32 (2nd rd)	Dave Odom
2001	7	0-1	Round of 64 (1st rd)	Dave Odom
2002	7	1-1	Round of 32 (2nd rd)	Skip Prosser
2003	2	1-1	Round of 32 (2nd rd)	Skip Prosser
2004	4	2-1	Sweet Sixteen (3rd rd)	Skip Prosser
2005	2	1-1	Round of 32 (2nd rd)	Skip Prosser
2009	4	0-1	Round of 64 (1st rd)	Dino Gaudio
2010	9	1-1	Round of 32 (1st rd)	Dino Gaudio
2017	11	0-1	Round of 68 (First Four)	Danny Manning

MARYLAND (24 appearances; 38-23)

1958	-	2-1	Sweet Sixteen (2nd rd)	Bud Millikan
1973	-	1-1	Elite Eight (3rd rd)	Lefty Driesell
1975	-	2-1	Elite Eight (3rd rd)	Lefty Driesell
1980	2	1-1	Sweet Sixteen (3rd rd)	Lefty Driesell
1981	6	1-1	Round of 32 (2nd rd)	Lefty Driesell
1983	8	1-1	Round of 32 (2nd rd)	Lefty Driesell
1984	3	1-1	Sweet Sixteen (3rd rd)	Lefty Driesell
1985	5	2-1	Sweet Sixteen (3rd rd)	Lefty Driesell
1986	5	1-1	Round of 32 (2nd rd)	Lefty Driesell
1988	7	1-1	Round of 32 (2nd rd)	Bob Wade
1994	10	2-1	Sweet Sixteen (3rd rd)	Gary Williams
1995	3	2-1	Sweet Sixteen (3rd rd)	Gary Williams
1996	7	0-1	Round of 64 (1st rd)	Gary Williams
1997	5	0-1	Round of 64 (1st rd)	Gary Williams
1998	4	2-1	Sweet Sixteen (3rd rd)	Gary Williams
1999	2	2-1	Sweet Sixteen (3rd rd)	Gary Williams
2000	3	1-1	Round of 32 (2nd rd)	Gary Williams
2001	3	4-1	National Semifinals (5th rd)	Gary Williams
2002	1	6-0	NCAA CHAMPION (6th rd)	Gary Williams
2003	6	2-1	Sweet Sixteen (3rd rd)	Gary Williams
2004	4	1-1	Round of 32 (2nd rd)	Gary Williams
2007	4	1-1	Round of 32 (2nd rd)	Gary Williams
2009	10	1-1	Round of 32 (2nd rd)	Gary Williams
2010	4	1-1	Round of 32 (2nd rd)	Gary Williams

^denotes vacated games/appearances

NIT RECORDS BY SCHOOL

School	App	Won	Lost	Pct.	Titles	Years	Runner-Up	Last App.
North Carolina	6	13	5	.722	1	1971	1	2010
Virginia Tech	13	25	11	.694	2	1973, 1995	0	2016
Notre Dame	12	27	12	.692	0	-	4	2018
Wake Forest	7	12	6	.667	1	2000	0	2022
Georgia Tech	9	14	9	.609	0	-	2	2017
Virginia	14	19	12	.613	2	1980, 1992	0	2022
Florida State	10	14	10	.583	0	-	1	2016
Boston College	12	17	13	.567	0	-	1	2018
NC State	14	19	15	.559	0	-	1	2021
Clemson	17	19	17	.528	0	-	2	2019
Louisville	15	16	15	.516	1	1956	0	2018
Miami	12	11	12	.478	0	-	1	2015
Syracuse	13	13	14	.481	0	-	1	2017
Duke	5	5	6	.455	0	-	0	1981
Pitt	9	6	9	.400	0	-	0	2015
Former Members								
Maryland	8	14	7	.667	1	1972	0	2013
South Carolina	1	1	1	.500	0	-	0	1969
Year by Year (1954-2021)	**96**	**142**	**95**	**.599**	**5**		**7**	
Current Members	**168**	**230**	**166**	**.581**	**7**		**14**	

Results reflect only those teams that competed as members of the ACC

1967
Duke (0-1)
vs. Southern Illinois .....L 63-72

1968
Duke (1-1)
vs. Oklahoma City ..... W 97-81
vs. St. Peter's.....L 71-100

1969
South Carolina (1-1)
vs. Southern Illinois ..... W 82-63
vs. Army.....L 45-59

1970
Duke (0-1)
vs. Utah.....L 75-78
North Carolina (0-1)
vs. Manhattan .....L 90-95

1971
North Carolina (4-0)
vs. Massachusetts ..... W 90-49
vs. Providence ..... W 86-79
vs. Duke..... W 73-67
vs. Georgia Tech ..... W 84-66
Duke (2-2)
vs. Dayton..... W 80-68
vs. Tennessee ..... W 78-64
vs. North Carolina .....L 67-73
vs. St. Bonaventure..... ot L 88-92

1972
Maryland (4-0)
vs. St. Joseph's..... W 67-55
vs. Syracuse..... W 71-65
vs. Jacksonville..... W 91-77
vs. Niagara ..... W 100-69
Virginia (0-1)
vs. Lafayette.....L 71-72

1973
North Carolina (3-1)
vs. Oral Roberts ..... W 82-65
vs. Massachusetts ..... W 73-63
vs. Notre Dame .....L 71-78
vs. Alabama ..... W 88-69

1974
North Carolina (0-1)
vs. Purdue.....L 81-82

1975
Clemson (0-1)
vs. Providence .....L 86-91

1976
NC State (2-1)
vs. Holy Cross..... W 78-68
vs. UNC-Charlotte .....L 79-80
vs. Providence ..... W 74-69

1978
NC State (3-1)
South Carolina ..... W 82-70
Detroit..... W 84-77
vs. Georgetown..... ot W 86-85
vs. Texas.....L 93-101
Virginia (0-1)
Georgetown ..... ot L 68-70

1979
Clemson (1-1)
at Kentucky ..... ot W 68-67
Old Dominion.....(2ot) L 69-71
Maryland (1-1)
Rhode Island..... (3ot) W 67-65
Ohio State .....L 72-79
Virginia (1-1)
N.E. Louisiana ..... W 79-78
at Alabama .....L 88-90

1980
Virginia (5-0)
Lafayette ..... W 67-56
Boston College..... W 57-55
Michigan ..... W 79-68
vs. Nevada-Las Vegas..... W 90-71
vs. Minnesota..... W 58-55

1981
Duke (2-1)
North Carolina A&T..... W 79-69
Alabama..... W 75-70
at Purdue .....L 69-81
Clemson (0-1)
Temple.....L 82-90

1982
Maryland (1-1)
at Richmond ..... W 66-50
at Georgia .....L 69-83
Clemson (0-1)
Mississippi.....L 49-53

1983
Wake Forest (3-1)
at Murray State ..... W 87-80
at Vanderbilt..... W 75-68
South Carolina ..... W 78-61
vs. Fresno State .....L 62-86

1984
Georgia Tech (0-1)
at Virginia Tech .....L 74-77
NC State (0-1)
Florida State..... ot L 71-74

1985
Virginia (2-1)
at West Virginia..... W 56-55
St. Joseph's ..... W 68-61
at Tennessee.....L 54-61
Clemson (0-1)
at UT-Chattanooga .....L 65-67
Wake Forest (0-1)
at South Florida.....L 66-77

1986
Clemson (2-1)
Middle Tennessee State ... W 99-81
at Georgia ..... W 77-65
at Wyoming.....L 57-62

1988
Clemson (0-1)
at Southern Mississippi .....L 69-74

1990
Maryland (1-1)
Massachusetts..... W 91-81
at Penn State.....L 78-80

1992
Virginia (5-0)
at Villanova ..... W 83-80
Tennessee..... W 77-52
New Mexico ..... W 76-71
vs. Florida ..... W 62-56
vs. Notre Dame ..... ot W 81-76

1993
Clemson (1-1)
Auburn..... W 84-72
at Alabama Birmingham.....L 64-65

1994
Georgia Tech (0-1)
at Siena.....L 68-76
Clemson (2-1)
Southern Mississippi ..... W 96-85
at West Virginia..... W 96-79
at Vanderbilt.....L 74-89

1995
Clemson (0-1)
at Virginia Tech .....L 54-62

1997
Florida State (4-1)
at Syracuse ..... W 82-67
Michigan State ..... W 68-62
at West Virginia..... W 76-71
vs. Connecticut ..... W 71-65
vs. Michigan.....L 73-82
NC State (1-1)
S.W. Missouri State ..... W 77-66
West Virginia.....L 73-76

1998
Georgia Tech (2-1)
Seton Hall ..... W 88-78
Georgetown ..... ot W 80-79
Penn State.....L 70-75
NC State (1-1)
Kansas State ..... W 59-39
Georgia .....L 55-61
Wake Forest (1-1)
UNC-Wilmington ..... W 56-52
Vanderbilt.....L 68-72

1999
Clemson (4-1)
Georgia ..... W 77-57
at Rutgers ..... W 78-68
Butler ..... W 89-69
vs. Xavier ..... W 79-76
vs. California.....L 60-61
Wake Forest (1-1)
Alabama..... W 73-57
at Xavier.....L 87-76
NC State (1-1)
Providence..... W 92-86
Princeton .....L 58-61
Georgia Tech (0-1)
at Oregon .....L 64-67

2000
Wake Forest (5-0)
at Vanderbilt..... W 83-68
New Mexico ..... W 72-65
California..... W 76-59
vs. NC State ..... ot W 62-59
vs. Notre Dame ..... W 71-61
NC State (3-2)
Tulane ..... W 64-60
Arizona State..... W 60-57
Mississippi..... W 77-54
vs. Wake Forest.....L 59-62
vs. Penn State.....L 72-74
Virginia (0-1)
Georgetown ..... 3ot L 111-115

2002
Virginia (0-1)
South Carolina .....L 67-74

2003
North Carolina (2-1)
DePaul ... W 83-72
Wyoming ... W 90-74
Georgetown ... L 74-79
Georgia Tech (2-1)
Ohio State ... W 72-58
at Iowa ... W 79-78
at Texas Tech ... L 72-80
Virginia (1-1)
Brown ... W 89-73
at St. John's ... L 63-73

2004
Florida State (1-1)
at Wichita State ... 2ot W 91-84
Iowa State ... L 59-62
Virginia (1-1)
George Washington ... W 79-66
at Villanova ... L 63-73

2005
Maryland (3-1)
Oral Roberts ... W 85-72
Davidson ... W 78-63
Texas Christian ... W 85-73
vs. South Carolina ... L 73-85
Virginia Tech (1-1)
Temple ... W 60-50
at Memphis ... L 62-83
Clemson (0-1)
at Texas A&M ... L 74-82
Miami (0-1)
at South Carolina ... L 67-69

2006
Miami (2-1)
Oklahoma State ... W 62-59
at Creighton ... W 53-52
at Michigan ... L 65-71
Florida State (1-1)
Butler ... W 67-63
South Carolina ... ot L 68-69
Clemson (1-1)
Louisiana Tech ... W 69-53
at Louisville ... L 68-74
Maryland (0-1)
Manhattan ... L 84-87
Virginia (0-1)
at Stanford ... L 49-65
Wake Forest (0-1)
at Minnesota ... L 58-73

2007
Clemson (4-1)
East Tennessee ... W 64-57
Mississippi ... W 89-68
Syracuse ... W 74-70
vs. Air Force ... W 68-67
vs. West Virginia ... L 73-78
Florida State (2-1)
Toledo ... W 77-61
Michigan ... W 87-66
at Mississippi State ... l 71-86
NC State (2-1)
at Drexel ... W 63-56
Marist ... W 69-62
at West Virginia ... L 66-71

2008
Maryland (1-0)
at Minnesota ... W 68-58
at Syracuse ... L 72-88
Florida State (0-1)
Akron ... ot L 60-65
Virginia Tech (2-1)
Morgan State ... W 94-62
UAB ... W 75-49
Mississippi ... L 72-81

2009
Miami (1-1)
at Providence ... W 78-66
at Florida ... L 60-74
Virginia Tech (1-1)
Duquesne ... 2ot W 116-108
Baylor ... L 66-84

2010
North Carolina (4-1)
William & Mary ... W 80-72
at Mississippi State ... W 76-74
at UAB ... W 60-55
Rhode Island ... ot W 68-67
Dayton ... L 68-79
Virginia Tech (2-1)
Quinnipiac ... W 81-61
Connecticut ... W 65-63
Rhode Island ... L 72-79
NC State (1-1)
at South Florida ... W 58-57
at UAB ... L 52-72

2011
Boston College (1-1)
at McNeese State ... W 82-64
Northwestern ... L 67-85
Virginia Tech (1-1)
Bethune-Cookman ... W 79-54
Wichita State ... ot L 76-79
Miami (2-1)
Florida Atlantic ... W 85-62
Missouri State ... W 81-72
at Alabama ... L 64-79

2012
Miami (1-1)
Valparaiso ... W 66-50
Minnesota ... L 60-78

2013
Maryland (3-1)
Niagara ... W 86-70
Denver ... W 62-52
at Alabama ... W 58-57
vs. Iowa ... L 60-71
Virginia (2-1)
Norfolk State ... W 67-56
St. John's ... W 68-50
Iowa ... L 64-75
Florida State (0-1)
Louisiana Tech ... L 66-71

2014
Florida State (3-1)
Florida Gulf Coast ... W 58-53
Georgetown ... W 101-90
Louisiana Tech ... W 78-75
vs. Minnesota ... ot L 64-67
Clemson (3-1)
Georgia State ... W 78-66
Illinois ... W 50-49
Belmont ... W 73-68
vs. SMU ... L 59-65

2015
Miami (4-1)
NC Central ... W 75-71
Alabama ... W 73-66
at Richmond ... W 63-61
vs. Temple ... W 60-57
vs. Stanford ... ot L 64-66
Pitt (0-1)
George Washington ... L 54-60

2016
Georgia Tech (2-1)
Houston ... W 81-62
at South Carolina ... W 83-66
at San Diego State ... L 56-72
Florida State (1-1)
Davidson ... W 84-74
at Valparaiso ... L 69-81
Virginia Tech (1-1)
Princeton ... ot W 86-81
at BYU ... L 77-80

2017
Georgia Tech (4-1)
Indiana ... W 75-63
Belmont ... W 71-57
at Mississippi ... W 74-66
vs. CSU Bakersfield ... W 76-61
vs. TCU ... L 56-88
Syracuse (1-1)
UNC Greensboro ... W 90-77
Mississippi ... L 80-85
Clemson (0-1)
Oakland ... L 69-74

2018
Louisville (2-1)
Northern Kentucky ... W 66-58
Middle Tennessee ... W 84-68
Mississippi State ... L 56-79
Notre Dame (1-1)
Hampton ... W 84-63
Penn State ... L 63-73
Boston College (0-1)
at Western Kentucky ... L 62-79

2019
NC State (2-1)
Hofstra ... W 84-78
Harvard ... W 78-77
Lipscomb ... L 93-94
Clemson (1-1)
Wright State ... W 75-69
Wichita State ... L 55-63

2021
NC State (1-1)
vs. Davidson ... W 75-61
vs. Colorado State ... L 61-65

2022
Virginia (2-1)
Mississippi State ... W 60-57
at North Texas ... ot W 71-69
St. Bonaventure ... L 51-52
Wake Forest (2-1)
Towson ... W 74-64
VCU ... W 80-74
at Texas A&M ... L 52-67

NIT CHAMPIONS

Year	Champion
1938	Temple
1939	Long Island
1940	Colorado
1941	Long Island
1942	West Virginia
1943	St. John's
1944	St. John's
1945	DePaul
1946	Kentucky
1947	Utah
1948	Saint Louis
1949	San Francisco
1950	CCNY
1951	Brigham Young
1952	La Salle
1953	Seton Hall
1954	Holy Cross
1955	Duquesne
1956	Louisville
1957	Bradley
1958	Xavier
1959	St. John's
1960	Bradley
1961	Providence
1962	Dayton
1963	Providence
1964	Bradley
1965	St. John's
1966	Brigham Young
1967	Southern Illinois
1968	Dayton
1969	Temple
1970	Marquette
1971	**North Carolina**
1972	**Maryland**
1973	Virginia Tech
1974	Purdue
1975	Princeton
1976	Kentucky
1977	St. Bonaventure
1978	Texas
1979	Indiana
1980	**Virginia**
1981	Tulsa
1982	Bradley
1983	Fresno State
1984	Michigan
1985	UCLA
1986	Ohio State
1987	Southern Miss
1988	Connecticut
1989	St. John's
1990	Vanderbilt
1991	Stanford
1992	**Virginia**
1993	Minnesota
1994	Villanova
1995	Virginia Tech
1996	Nebraska
1997	Vacated - Michigan
1998	Vacated - Minnesota
1999	California
2000	**Wake Forest**
2001	Tulsa
2002	Memphis
2003	Vacated - St. John's
2004	Michigan
2005	South Carolina
2006	South Carolina
2007	West Virginia
2008	Ohio State
2009	Penn State
2010	Dayton
2011	Wichita State
2012	Stanford
2013	Baylor
2014	Minnesota
2015	Stanford
2016	George Washington
2017	TCU
2018	Penn State
2019	Texas
2020	No Tournament (COVID-19)
2021	Memphis
2022	Xavier

Bold denotes champion from ACC (at time of event)

NIT MVP

1971... Bill Chamberlain, North Carolina
1972... Tom McMillen, Maryland
1980... Ralph Sampson, Virginia
1992... Bryant Stith, Virginia
2000... Robert O'Kelley, Wake Forest

COME FOR IT ALL

Come for the dishes, the dimes and the dunks.
Come for the backdoor cuts, crossovers and constant coverage
of all things ACC Basketball, all season long.
Come for more than the game. **Come for it all.**

Join us @ACCNetwork

ATLANTIC COAST CONFERENCE
4512 WEYBRIDGE LANE • GREENSBORO, NC 27407

#ACCMBB | @ACCMBB | THEACC.COM