



# ACC Basketball 2009-10

## DUKE 2010 NATIONAL CHAMPIONS

*Blue Devils net ACC's fifth crown in 10 years; 12th overall*

### FINAL ACC STANDINGS

Team	ACC Games					Overall						
	W	L	Pct.	Hm	Rd	W	L	Pct.	Hm	Rd	Nu	Streak
Duke.....	13	3	.813	8-0	5-3	35	5	.875	17-0	5-5	13-0	Won 10
Maryland.....	13	3	.813	8-0	5-3	24	9	.727	15-1	8-3	1-5	Lost 1
Florida State.....	10	6	.625	5-3	5-3	22	10	.688	14-3	5-5	3-2	Lost 2
Virginia Tech.....	10	6	.625	7-1	3-5	25	9	.735	17-2	6-6	2-1	Lost 1
Wake Forest.....	9	7	.600	7-1	2-6	20	11	.645	13-2	5-7	2-2	Lost 1
Clemson.....	9	7	.600	7-1	2-6	21	11	.656	14-2	5-6	2-3	Lost 3
Georgia Tech.....	7	9	.438	6-2	1-7	23	13	.639	14-2	3-8	6-3	Lost 1
Boston College.....	6	10	.375	5-3	1-7	15	16	.484	11-6	3-7	1-3	Lost 2
North Carolina.....	5	11	.313	3-5	2-6	20	17	.541	14-5	4-8	2-4	Lost 1
Virginia.....	5	11	.313	3-5	2-6	15	16	.484	11-6	2-8	2-2	Lost 1
NC State.....	5	11	.313	3-5	2-6	20	16	.556	10-7	5-8	5-1	Lost 1
Miami.....	4	12	.250	4-4	0-8	20	13	.606	12-4	2-8	6-1	Lost 1



Duke captures the ACC's fifth national title in 10 years, and the 12th overall, with a 61-59 win over Butler before 70,930 in Indianapolis' Lucas Oil Stadium ... Duke's Kyle Singler named MOP of the Final Four ... the ACC places nine teams in post-season play, including six in the NCAA Tournament ... North Carolina advances to the finals of the NIT before losing 79-68 to Dayton ... Duke's Mike Krzyzewski is the all-time winningest coach in NCAA Tournament history with 77 wins ... the ACC is the winningest conference in NCAA Tournament history ... since the ACC's inaugural season in 1953-54, league teams are a combined 347-175 (.665) ... Duke captures its ninth ACC title in 12 years, and the 18th overall, with a 65-61 victory over Georgia Tech in the 57th annual ACC Tournament in Greensboro ... Maryland's Greivis Vasquez named ACC Player of the Year ... Georgia Tech's Derrick Favors selected ACC Rookie of the Year ... Maryland's Gary Williams tabbed ACC Coach of the Year and Florida State's Chris Singleton named ACC Defensive Player of the Year.

## 2010 ACC Notebook



▶ Duke claims its fourth NCAA National Championship, defeating Butler 61-59, before 70,930 in Indianapolis' Lucas Oil Stadium. The Blue Devils now have NCAA titles in three consecutive decades with championship game wins in 1991, 1992, 2001 and 2010. Kyle Singler averages 20.0 points and 8.5 rebounds en route to being named the Most Outstanding Player of the Final Four.

▶ Over the past 10 years (2001-2010), the ACC has won as many National Championships (5) as all of the other conferences combined.

#### NCAA Titles (2001-2010)

ACC.....	5	SEC.....	2
Big East.....	2	Big 12.....	1

▶ For the second time in four years, 10 ACC teams finished the season with 20 or more wins ... the ACC is the only conference in Division I history to have 10 teams win 20 or more games in a single season.

▶ All four Duke championships have come under head coach Mike Krzyzewski, tying him with Kentucky's Adolph Rupp for the second most NCAA titles by a Division I head coach. UCLA's John Wooden leads all coaches with 10 national titles.

▶ With a 9-5 mark in this year's NCAA Tournament, the ACC extends its non-losing streak in NCAA Tournament play to 23 straight years.

#### NCAA Tournament Non-Losing Streaks

ACC.....	23	Pac-10.....	6
Big East.....	18	Big Ten.....	4
Big 12.....	9	SEC.....	1

▶ En route to winning their first national championship since 2001, the Blue Devils post wins over Arkansas-Pine Bluff (73-44), California (68-53), Purdue (70-57), Baylor (78-71), West Virginia (78-57) and Butler (61-59). Duke's six NCAA wins are by an average win margin of 14.5 points per game.

▶ Since 1981, the ACC has won more NCAA titles (10) than any other conference.

#### NCAA Titles (1981-2010)

ACC.....	10	Big 12.....	1
Big East.....	5	Big Eight.....	1
Southeastern.....	5	Metro.....	1
Big Ten.....	4	Big West.....	1
Pac-10.....	2		

▶ Over the last 10 years (2001-2010), the ACC leads all conferences with nine Final Four appearances.

#### Final Four Teams (2001-2010)

ACC.....	9	Conference USA.....	3
Big Ten.....	7	SEC.....	3
Big 12.....	6	Colonial.....	1
Big East.....	6	Horizon.....	1
Pac-10.....	4		

▶ Over the last five years (2006-2010) the ACC is the only conference to have each of its teams make at least one NCAA Tournament appearance.

#### NCAA Tournament Participation (2006-2010)

ACC.....	12 of 12	Big 12.....	9 of 12
Big Ten.....	10 of 11	SEC.....	9 of 12
Pac-10.....	9 of 10	Big East.....	10 of 16



# 2009-10 ACC Basketball

## AROUND THE ACC

### Boston College

The Eagles (15-16) saw junior forward Joe Trapani lead the team in scoring this season (14.1 ppg) ... Trapani scored in double figures in 21 games ... junior guard Rakim Sanders scored in double figures in 15 games, including a season-high 22 points vs. Virginia in the opening round of the ACC Tournament ... senior Tyler Roche scored in double figures in just five games, but had one 30-point game and one 31-point effort to his credit ... sophomore guard Reggie Jackson had two double-digit assists games this season (a career-high 11 vs. Virginia Tech on Feb. 24 and 10 vs. Georgia Tech on Feb. 27).



### Georgia Tech

Georgia Tech (23-13) took part in the NCAA Tournament for the first time since 2007, for the fifth time under head coach Paul Hewitt and for the 16th time in school history ... Georgia Tech lost for the first time at Milwaukee's Bradley Center in the NCAA Tournament when it fell to second-seeded Ohio State in second-round action March 21 ... the Yellow Jackets had won five straight NCAA Tournaments games at the arena, including this year's first-round victory over Oklahoma State ... Georgia Tech is now 23-16 all-time in NCAA Tournament play ... Junior forward Gani Lawal scored in double-figures 26 times in 2009-10.



### NC State

The Wolfpack (20-16) secured its second 20-win season in four years under head coach Sidney Lowe with a first-round win over South Florida in the NIT ... NC State, which saw its season end with a loss to UAB in the second round of the NIT, appeared in postseason play for the 11th time in 14 years ... senior Dennis Horner closed his career by scoring 25 points in the NIT win over South Florida and 23 in the loss to UAB ... Horner shot 17-of-28 from the field in two NIT games ... junior Tracy Smith has scored in double figures in 33 of the 36 games in which he played this season.



### Clemson

Clemson (21-11) made its third consecutive NCAA Tournament appearance in 2010, marking just the second time the Tigers have been selected for three straight tournaments (also 1996-98) ... Clemson is one of 21 schools that took part in the NCAA Tournament for a third straight year ... with 1,725 points and 1,060 career rebounds, Clemson senior forward Trevor Booker finished his college career as one of only six players who played at the Division I level in 2010 to reach 1,500 points and 1,000 rebounds ... Booker fell one blocked shot shy of reaching 250 for his career in that category.



### Maryland

Maryland (24-9) made its 24th NCAA appearance in 2010 ... the postseason appearance was the 17th straight for the Terps, who fell to Michigan State on a buzzer shot in the second round on March 21 ... Maryland has won 10 straight NCAA first-round games, dating back to 1998 ... senior Greivis Vasquez scored in double figures in an ACC-best 29 consecutive games and closed his career with 2,171 career points ... Vasquez scored a game-high 26 points in the NCAA Tournament loss to Michigan State as the Terps rallied from 16 down to lead briefly in the closing seconds.



### Virginia

Virginia (15-16) closed its season with a loss to top-seeded Duke in the ACC Tournament quarterfinal on March 12, but not before experiencing a taste of postseason success ... the Cavaliers' 68-62 win over Boston College in the opening round marked their first ACC tourney win since 2006 ... Tony Bennett joined Jeff Jones and Dave Leitao as Virginia head coaches to win their ACC Tournament debuts ... The Cavs' five turnovers vs. BC were their fewest since committing five vs. Iowa State on Dec. 31, 2003 ... Mike Scott (14 pts, 11 rebs) had the 18th double-double of his career in the 57-46 loss to Duke ... UVa held Duke to its lowest point total of the season.



### Duke

Duke (35-5) has claimed NCAA titles in three straight decades (1991, 1992, 2001 and 2010) ... All four NCAA championships have come under Mike Krzyzewski, tying him with Adolph Rupp of Kentucky for second most national titles by a Division I coach ... Krzyzewski has a 4-4 record in NCAA Championship games ... Coach K's 12 wins in the Final Four are second most to former UCLA coach John Wooden's 21 ... Duke has played in the NCAA title game in four of the last 12 seasons ... Kyle Singler was named the 2010 Final Four's Most Outstanding Player ... Jon Scheyer and Nolan Smith were each named to the All-Final Four team.



### Miami

The Hurricanes (20-13) reached the 20-win plateau for the second time in three seasons with a spirited run to the ACC Tournament semifinals ... senior James Dews played in a school-record tying 130 career games and made his 82nd career start in the tourney semifinals vs. Duke ... freshman Durand Scott averaged a team-leading 14.7 points on 48.6 percent shooting with 5.0 rebounds and 3.0 assists in three ACC Tournament games ... Miami reached the ACC Tournament semifinals for the first time ... it marked the first time Miami advanced to a conference tournament semifinal since 2001-02 (as members of the Big East).



### Virginia Tech

Virginia Tech (25-9) tied the 1994-95 team's school record for wins in a season ... Malcolm Delaney scored 24 points in the Hokies' final game, a 79-72 loss to Rhode Island in the NIT quarterfinals on March 24 ... Delaney finished the season averaging an ACC-best 20.2 points per game ... Delaney scored at least 20 points in 19 games and scored in double figures in 28 of the 33 games in which he appeared ... Jeff Allen (15 points, 11 rebounds vs. Rhode Island) finished the year with nine double-doubles ... Dorenzo Hudson closed the season by scoring in double figures in 11 consecutive games.



### Florida State

The Seminoles (22-10) played in the NCAA Tournament for the second consecutive season ... Before Gonzaga went 21-of-42 from the floor (50 percent) in its first-round win over the Seminoles, FSU had not allowed any opponent this season to shoot above 47 percent and had held 67 straight opponents (including last season) below 50 percent ... FSU has won at least 22 games and 10 ACC games each of the past two seasons ... the 2009-10 season saw Chris Singleton become the second consecutive Florida State player to be named the ACC Defensive Player of the Year ... Seminole All-American Toney Douglas earned the award in 2009.



### North Carolina

North Carolina (20-17) reached the 2010 NIT finals while competing in postseason play for the 43rd time in 44 years ... the Tar Heels secured their 45th winning season in 46 years. ... Roy Williams' teams have won at least 19 games in each of his 22 seasons as a head coach (15 years at Kansas, seven at UNC) ... UNC posted at least 20 wins for the sixth straight season and for the 52nd time in the program's 100-year history ... Tar Heel senior Deon Thompson set an NCAA record for career games played with 152 ... junior Will Graves' 25 points in UNC's NIT title game loss to Dayton were a career high.



### Wake Forest

The Demon Deacons (20-11) made their 22nd all-time NCAA Tournament appearance and their second straight in 2010 ... Wake Forest is 28-22 all-time in NCAA Tournament play following this season's 1-1 showing ... with six points in his final collegiate game (the second round of the NCAA Tournament vs. Kentucky), senior L.D. Williams surpassed the 1,000-point mark for his career ... Williams finished with 1,005 career points ... Al-Farouq Aminu averaged an ACC-best 10.7 rebounds per game ... Aminu averaged 18 points and 11.5 rebounds in two NCAA Tournament games.



# Blue Devils 2010 National Champions

## Duke captures 2010 National Title



Duke claimed its fourth NCAA National Championship, defeating Butler 61-59, before 70,930 in Indianapolis' Lucas Oil Stadium ... the Blue Devils now have

NCAA titles in three consecutive decades with championship game wins in 1991, 1992, 2001 and 2010 ... Duke's Kyle Singler averaged 20.0 points, 8.5 rebounds and 3.5 assists en route to being named the Most Outstanding Player of the Final Four.

## 2010 NCAA Tournament Results

### Duke (#1 South)

#1 Duke d. #16 Arkansas-Pine Bluff.....	73-44
#1 Duke d. #8 California.....	68-53
#1 Duke d. #4 Purdue.....	70-57
#1 Duke d. #3 Baylor.....	78-71
#1 Duke d. #2 West Virginia.....	78-57
#1 Duke d. #5 Butler.....	61-59

### Maryland (#4 Midwest)

#4 Maryland d. #13 Houston.....	89-77
#5 Michigan State d. #4 Maryland.....	85-83

### Georgia Tech (#10 Midwest)

#10 Georgia Tech d. #7 Oklahoma State.....	64-59
#2 Ohio State d. #10 Georgia Tech.....	75-66

### Wake Forest (#9 East)

#9 Wake Forest d. #8 Texas.....	ot 81-80
#1 Kentucky d. #9 Wake Forest.....	90-60

### Clemson (#7 East)


#10 Missouri d. #7 Clemson.....	86-78
---------------------------------	-------

### Florida State (#9 West)

#8 Gonzaga d. #9 Florida State.....	67-60
-------------------------------------	-------

## Final Four Most Outstanding Player

1963	Art Heyman, Duke
1974	David Thompson, NC State
1982	James Worthy, North Carolina
1991	Christian Laettner, Duke
1992	Bobby Hurley, Duke
1993	Donald Williams, North Carolina
2001	Shane Battier, Duke
2002	Juan Dixon, Maryland
2005	Sean May, North Carolina
2009	Wayne Ellington, North Carolina
2010	Kyle Singler, Duke



## ACC National Titles

Duke's victory over Butler in the 2010 NCAA Championship Game marked the second-straight national title for the ACC, and fifth in the last 10 years ... overall, four different ACC teams - Duke, Maryland, North Carolina, NC State - have won 12 National Championships since the league's inception in 1953-54.

## ACC National Champions

2010.....	Duke Blue Devils
2009.....	North Carolina Tar Heels
2005.....	North Carolina Tar Heels
2002.....	Maryland Terrapins
2001.....	Duke Blue Devils
1993.....	North Carolina Tar Heels
1992.....	Duke Blue Devils
1991.....	Duke Blue Devils
1983.....	NC State Wolfpack
1982.....	North Carolina Tar Heels
1974.....	NC State Wolfpack
1957.....	North Carolina Tar Heels

## By the Numbers

**4** - National Championships won by Duke's Mike Krzyzewski, tying him with Kentucky's Adolph Rupp for second most among coaches in Division I.

**5** - Over the past 10 years (2001-2010), the ACC has won as many National Championships (5) as all of the other conferences combined.

**14.2** - Duke's 61-59 victory over Butler on CBS earned a 14.2 national rating and 23 share - the NCAA Tournament championship game's highest TV rating since 2005.

**23** - With a 9-5 mark in this year's NCAA Tournament, the ACC extends its non-losing streak in NCAA Tournament play to 23 straight years.

**77** - NCAA Tournament wins by Duke's Mike Krzyzewski, the most all-time.

## Duke (61) vs. Butler (59)

BUTLER	Min	FG	3Pt	FT	R	PF	A	TO	B	S	TP
Gordon Hayward (f)....	40	2-11	0-3	8-8	8	1	1	1	0	1	12
Willie Veasley (f).....	38	1-9	0-5	0-0	3	2	3	2	0	0	2
Matt Howard (f).....	19	3-8	0-0	5-8	4	4	0	1	0	0	11
Shelvin Mack (g).....	31	5-14	2-4	0-0	5	1	2	2	0	2	12
Ronald Nored (g).....	27	3-8	1-2	0-0	6	3	1	2	0	1	7
Shawn Vanzant.....	15	1-1	0-0	0-0	1	2	0	0	0	0	2
Zach Hahn.....	11	1-1	1-1	0-0	1	1	0	0	0	0	3
Avery Jukes.....	18	4-6	2-3	0-2	4	4	0	0	0	0	10
Andrew Smith.....	1	0-0	0-0	0-0	0	0	0	0	0	0	0
Totals.....	200	20-58	6-18	13-18	35	18	7	8	0	4	59
		.345	.333	.722							

DUKE	Min	FG	3Pt	FT	R	PF	A	TO	B	S	TP
Kyle Singler (f).....	40	7-13	3-6	2-2	9	1	2	2	2	1	19
Lance Thomas (f).....	35	3-5	0-0	0-0	4	4	0	3	0	2	6
Brian Zoubek (c).....	31	3-4	0-0	2-4	10	4	1	1	2	0	8
Nolan Smith (g).....	40	5-15	1-5	2-5	3	0	4	3	0	0	13
Jon Scheyer (g).....	37	5-12	1-5	4-5	6	3	5	2	2	1	15
Mason Plumlee.....	3	0-0	0-0	0-0	1	0	0	0	0	0	0
Andre Dawkins.....	5	0-1	0-1	0-0	0	0	0	0	0	0	0
Miles Plumlee.....	9	0-2	0-0	0-0	3	2	0	1	1	1	0
Totals.....	200	23-52	5-17	10-16	37	14	12	12	7	5	61
		.442	.294	.625							

Officials: John Cahill, Tom Eades, Ted Valentine

Butler.....	32	27	59
Duke.....	33	28	61

Attendance: 70,930

## Blue Devil Destiny

### Duke 73, Arkansas-Pine Bluff 44

The top-seeded Blue Devils never trail as they open NCAA play with a solid 73-44 win over 16th seed Arkansas-Pine Bluff in South Region action at Jacksonville, Fla. ... junior forward Kyle Singler leads the Blue Devils with 22 points and 10 rebounds ... Jon Scheyer adds 13 points, while Lance Thomas has 12 and Nolan Smith 10 ... Duke improves to 30-5 with the victory, marking the 11th time it has hit the 30-win plateau under head coach Mike Krzyzewski ... Tavaris Washington leads the Golden Lions (18-16) with nine points.

### Duke 68, California 53

Nolan Smith's 20 points leads Duke's scoring and Kyle Singler adds 17, but a stout defensive effort spells the difference as the Blue Devils defeat California in the second round of the NCAA South Regional at Jacksonville, Fla. ... Duke (31-5) limits the Bears (24-11) to a .396 shooting night from the floor ... Smith's defensive play limits Pac-10 Player of the Year Jerome Randle to 12 points on 5-for-12 shooting ... Brian Zoubek has 14 points and 13 rebounds as the Blue Devils reach the "Sweet 16" for 25th time and the 19th time under head coach Mike Krzyzewski.

### Duke 70, Purdue 57

With Kyle Singler scoring 24 points and Jon Scheyer adding 18, Duke uses a strong second half to turn back Purdue in the South Regional semifinal game at Houston ... Duke (32-5) advances to the NCAA's "Elite Eight" for the 18th time in school history ... JaJuan Johnson scored 23 points to lead Purdue (29-6), which trails by just one point at halftime but sees the Blue Devils shoot 58 percent in the second half. Nolan Smith adds 15 points for Duke, and Brian Zoubek pulls down 14 rebounds to key the Blue Devils to a whopping 48-27 edge on the boards.

### Duke 78, Baylor 71

Nolan Smith's career-high 29 points helps the Blue Devils (33-5) find some breathing room in the final minutes of an air-tight game against third-seeded Baylor in the South Regional final at Houston ... the victory sends Duke to Indianapolis for its 15th Final Four ... Smith hits a tiebreaking 3-pointer with 3:33 remaining immediately after missing a free throw ... Lance Thomas grabs the rebound - one of Duke's 17 offensive boards in the second-half - and kicks the ball back out to Smith for the 3-pointer ... Jon Scheyer hits five 3-pointers and adds 20 points for the Blue Devils.

### Duke 78, West Virginia 57

The Blue Devils are the only No. 1 Regional seed to reach the Final Four, and they live up to their billing with a convincing 21-point win over No. 2 West Virginia in the NCAA semifinal at Indianapolis' Lucas Oil Stadium ... Jon Scheyer scores a game-high 23 points to lead Duke (34-5) into the national championship game for the 10th time in school history and eighth time under head coach Mike Krzyzewski ... Kyle Singler scores 21 points for the Blue Devils and Nolan Smith adds 19 points and six assists ... an aggressive Duke defense limits the Mountaineers to 41 percent from the floor.

### Duke 61, Butler 59

The Blue Devils sit atop the college basketball world for the fourth time following a heart-stopping 61-59 win over fifth-seeded and hometown favorite Butler in the NCAA title game ... the game's outcome isn't decided until Butler's Gordon Hayward sees his half-court shot at the buzzer - a potential game-winning 3-pointer - carom off the backboard and rim out ... Brian Zoubek grabs a game-high 10 rebounds for Duke (35-5) ... Kyle Singler leads the Blue Devils with 19 points and was named the Final Four's Most Outstanding Player.

# ACC National Champions

## North Carolina Tar Heels 1957 National Champions

North Carolina captures the first National Championship for the ACC, defeating Kansas 54-43 for the title in three overtimes ... ACC Player of the Year Len Rosenbluth averages 28.0 points and 9.2 rebounds in the Tar Heels' five NCAA Tournament games in 1957 ... Pete Brennan adds 12.8 points and 13.4 rebounds ... both Brennan and Rosenbluth are named to the all Final Four team... Kansas center Wilt Chamberlain scores 23 points in the final but is held to six-of-13 from the floor ... UNC's 5-11 guard Tommy Kearns jumps the opening tip against the 7-1 Chamberlain ... UNC's Joe Quigg scores the game-winning points on two free throws with six seconds left.




## NC State Wolfpack 1974 National Champions

NC State enters the 1974 NCAA Tournament as the nation's top-ranked team ... David Thompson, the ACC Player of the Year, suffers a mild concussion and needs 15 stitches in the Pack's 100-72 East Region final win over Pittsburgh ... NC State's 80-77 double-overtime semifinal win over UCLA snaps the Bruins' seven-year reign as NCAA champions ... the Pack trails the Bruins by 11 with 10:53 remaining in the second half and by seven in the second overtime ... Thompson nets 28 points ... two nights later Thompson, the Final Four MVP, scores 21 points in a 76-64 title game win over Marquette ... Tommy Burleson and Monte Towe also earn All-Final Four honors.



## North Carolina Tar Heels 1982 National Champions

North Carolina wins its second NCAA title, defeating Georgetown 63-62 in the first one-point decision in the title game since 1959 ... the Tar Heel lineup features three first round NBA draft picks - Michael Jordan, James Worthy and Sam Perkins ... Georgetown's Patrick Ewing is called for goal-tending five times in the game's opening minutes ... Jordan hits the game-winning basket with 15 seconds left to play, and Worthy follows with a game-clinching steal ... Worthy is 13-of-17 from the floor en route to scoring a game-high 28 points ... the Tar Heels, behind 25 points and 10 rebounds by Sam Perkins, advance to the title game with a 68-63 semifinal win over Houston.



## NC State Wolfpack 1983 National Champions

Destiny calls and Jim Valvano's Wolfpack answers ... NC State claims its' second national title in 11 years, defeating top-ranked and heavily-favored Houston 54-52 in the NCAA title game ... State leads 33-25 at the half but the Cougars open the second half on a 17-2 run to take a 42-35 lead with 10 minutes remaining ... Lorenzo Charles grabs Derek Whitteburg's errant 30-foot jump shot and dunks home the game winner as time expires ... State opens its NCAA Tournament run defeating Pepperdine in double overtime after trailing by six points with 24 seconds remaining ... trails No. 6 UNLV by 12 with 10:46 left to play... falls behind No. 4 Virginia by 10 in the West Region final.



## Duke Blue Devils 1991 National Champions

Duke captures its first NCAA Basketball Championship defeating Kansas 72-65 in the 1991 title game ... Christian Laettner is a perfect 12-for-12 from the floor against the Jayhawks and earns MVP honors ... Mike Krzyzewski joins UCLA's John Wooden as the only coach to lead a school to four consecutive Final Fours ... for the fourth time in history, the ACC has six teams earn NCAA bids ... for the second time in 10 years the ACC features the national champion in both football (Georgia Tech) and basketball (Duke) in the same academic year ... 1991 also marks the second time in NCAA history that two teams from the state of North Carolina qualifies for the Final Four.



## Duke Blue Devils 1992 National Champions

Duke captures its second consecutive NCAA title defeating Michigan 71-51 before 50,379 in Minneapolis' Metrodome ... the Blue Devils goes the entire year ranked No. 1 in the country and becomes the first school to repeat as NCAA champion since UCLA's run from 1967-73 ... the Blue Devil roster features eight future NBA draft picks including four first round draft selections - Grant Hill, Christian Laettner, Bobby Hurley and Cherokee Parks ... point guard Bobby Hurley averages 17.5 points and 5.5 assists and plays all 80 minutes in two Final Four games and earns MVP honors ... four ACC teams advance to the Sweet 16.




## North Carolina Tar Heels 1993 National Champions

Donald Williams scores a game-high 25 points and George Lynch adds 12 points and 10 rebounds as North Carolina captures its third NCAA title, and the ACC's seventh, defeating Michigan 77-71 before 64,151 in New Orleans' Superdome ... the Wolverines build a 67-63 lead with 4:30 left to play before the Tar Heels score nine unanswered points to take a 72-67 lead with 1:03 to play ... the Tar Heel's title is the third straight NCAA crown for the ACC and fifth in 12 years ... two of North Carolina's three NCAA titles have taken place in the Superdome ... for the second straight year and fourth time in the last five seasons four ACC teams advance to the Sweet 16.



## Duke Blue Devils 2001 National Champions

Top-ranked Duke captures its third NCAA title in 11 years, beating Arizona 82-72 before 45,994 in Minneapolis' Metrodome ... led by National Player of the Year Shane Battier, the Blue Devils are only the second team since the NCAA field was expanded to 64 or 65 teams to win every tournament game by 10 or more points ... Jason Williams averages more than 25 points in Duke's six NCAA games ... Duke defeats Maryland 95-84 in the semifinals, marking the third time since 1990 the ACC has placed two teams in the Final Four ... the title is the eighth for the ACC overall and fourth in the last 11 years.



## Maryland Terrapins 2002 National Champions

Maryland captures its first ever NCAA title beating Indiana 64-52 ... the title is the ninth overall and fifth in the last 12 years for the ACC ... Maryland's Juan Dixon averages 25.8 points, 3.8 rebounds, 3.1 assists and 2.0 steals in six NCAA Tournament games and earns Final Four MVP honors ... Lonny Baxter and Chris Wilcox join Dixon on the All-Final Four team ... the Terps set a school record with 32 wins and advance to the title game by defeating the highest possible seed in each game ... Gary Williams becomes the ninth coach in NCAA history to lead his alma mater to a NCAA Basketball Championship.



## North Carolina Tar Heels 2005 National Champions

Led by Final Four MVP Sean May, North Carolina defeats Illinois 75-70 for the school's fourth NCAA title ... the Tar Heels advance to the championship game with a 87-71 win over Michigan State ... May averages 24.0 points and 8.0 rebounds in the two Final Four wins ... May, Raymond Felton and Rashad McCants are named to the All-Final Four team ... with a 12-4 mark, the ACC is the winningest conference in the tournament and extends its streak of non-losing records in NCAA Tournaments play to 18 years in a row ... May, Felton and McCants and Marvin Williams are each selected among the first 14 picks of the 2005 NBA Draft.



## North Carolina Tar Heels 2009 National Champions

North Carolina nets the ACC's fourth NCAA title in nine years - and the 11th overall - by defeating Michigan State 89-72 before 72,922 at Detroit's Ford Field ... junior guard Wayne Ellington averages 19.5 points and 6.5 rebounds en route to being named the Most Outstanding Player of the Final Four ... the Tar Heels win all six of their NCAA Tournament games by double-figures and register an average victory margin of more than 20 points ... for the second time in three years, an ACC record-tying seven teams earn NCAA Tournament berths ... North Carolina trails for a total of 2:01 in the two Final Four games against Villanova and Michigan State.



## Duke Blue Devils 2010 National Champions

Duke captures its fourth National Championship, beating hometown favorite Butler 61-59, before 70,930 in Indianapolis' Lucas Oil Stadium ... the title is the 12th overall and fifth in the last 10 years for the ACC ... Duke's Kyle Singler averages 20.0 points, 9.0 rebounds and 3.5 assists in Final Four wins over West Virginia (78-57) and Butler to earn Final Four MVP honors ... Jon Scheyer and Nolan Smith join Singler on the All-Final Four team ... the Blue Devils finish the season 35-5 and win their six NCAA Tournament by an average victory margin of 14.5 points per game.



# 2009-10 ACC Basketball

## ACC Player of the Year Greivis Vasquez, Maryland



Maryland senior guard Greivis Vasquez, whose all-around play keyed the Terrapins to a share of the ACC's regular-season title was named the ACC Player of the Year in voting by the Atlantic Coast Sports Media Association (ACSMA) ... the Caracas, Venezuela, native is the only player in ACC history with 2,000 or more points, 750 or more assists and 600 or more rebounds in a career ... the 6-foot-5 guard was named on 39 of 53 ballots cast ... Duke guard Jon Scheyer was second with 12 votes and Virginia Tech guard Malcolm Delaney received the other two ... his efforts this past season included two games with 13 assists and a 41-point outburst in the Terrapins' critical double-overtime win at Virginia Tech on Feb. 27 ... the sixth ACC Player of the Year in Terrapin history and the first since Juan Dixon in 2002.

### Vasquez in 2010 ACC Statistics

Assists	6.3	1st
Points Per Game	19.6	2nd
Free Throw Percentage	.857	2nd
Steals	1.7	4th
3-Point Field Goal Pct.	.359	6th
3-Point Field Goals PG	2.1	4th
Assists-to-Turnover Ratio	1.9	4th
Minutes Played	33.9	7th

### Vasquez on ACC Career Charts

Assists	772	10th
Points Scored	2,171	24th
Minutes Played	4,568	9th

### 2010 ACC Player of the Year Voting

Greivis Vasquez, Sr., Maryland	39
Jon Scheyer, Sr., Duke	12
Malcolm Delaney, Jr., Virginia Tech	2

### Player of the Year Totals 1954-2010

School	No.	Last Player	Year
North Carolina	13	Ty Lawson	2009
Duke	13	J.J. Redick	2006
Wake Forest	10	Josh Howard	2003
NC State	7	Julius Hodge	2004
Maryland	6	Greivis Vasquez	2010
Virginia	4	Ralph Sampson	1983
South Carolina	2	John Roche	1969
Boston College	1	Jared Dudley	2007
Clemson	1	Horace Grant	1987
Georgia Tech	1	Dennis Scott	1990

## Duke ACC Champion



ACC Tournament MVP Kyle Singler had 20 points and six rebounds, and Jon Scheyer and Nolan Smith added 16 points each to lead fourth-ranked Duke to its ninth ACC championship in 12 years - and 18th overall - with a 65-61 victory over Georgia Tech ... led by freshman Derrick Favors, the seventh-seeded Yellow Jackets reached the championship game for the first time since 2005 and seventh time overall following wins over North Carolina, Maryland and NC State ... Favors averaged 17.0 points, 9.8 rebounds and shot .658 (25-of-38) from the floor in Tech's four games ... in becoming the 14th Blue Devil to win the Everett Case Award, Singler averaged 21.7 points, 8.3 rebounds and made 22-of-25 free throw attempts (.880) ... nine of the 11 Tournament games were decided by six points or less, including five by fewer than four points ... Duke was the only one of the Tournament's top six seeds to make it to the semifinals.

### 57th Annual ACC Tournament Greensboro (N.C.) Coliseum.

#### First Round - Thursday, March 11

#9 Virginia d. #8 Boston College	68-62
#12 Miami d. #5 Wake Forest	83-62
#7 Georgia Tech d. #10 North Carolina	62-58
#11 NC State d. #6 Clemson	59-57

#### Quarterfinals - Friday, March 12

#1 Duke d. #9 Virginia	57-46
#12 Miami d. #4 Virginia Tech	70-65
#7 Georgia Tech d. #2 Maryland	69-64
#11 NC State d. #3 Florida State	58-52

#### Semifinals - Saturday, March 13

#1 Duke d. #12 Miami	77-74
#7 Georgia Tech d. #11 NC State	57-54

#### Finals - Sunday, March 14

#1 Duke d. #7 Georgia Tech	65-61
----------------------------	-------

**ACC Tournament MVP:**  
Kyle Singler, Duke

#### All-ACC Tournament:

**1st Team:** Kyle Singler, Duke; Nolan Smith, Duke; Jon Scheyer, Duke; Derrick Favors, GT; Durand Scott, Miami.  
**2nd Team:** Gani Lawal, GT; Iman Shumpert, GT; Reggie Johnson, Miami; Tracy Smith, NCS; Scott Wood, NCS.

## ACC Rookie of the Year Derrick Favors, Georgia Tech



Georgia Tech forward Derrick Favors was named the 2010 ACC Rookie of the Year in voting by the Atlantic Coast Sports Media Association (ACSMA) ... a 6-10 freshman from Atlanta, Favors was chosen by 45 of 53 electors ... Maryland center Jordan Williams received six votes and Miami guard Durand Scott and Georgia Tech guard Glen Rice Jr. each received one ... Favors becomes the 11th Yellow Jacket - an ACC high - to earn ACC Rookie of the Year honors ... Favors excelled down the stretch for the Yellow Jackets, averaging 16.4 points and 9.6 rebounds a game in the final five regular-season contests ... in four ACC Tournament games, Favors averaged 17.0 points, 9.8 rebounds and shot .658 (25-of-38) from the floor in leading Tech to the finals of the ACC Tournament ... named to the All-ACC Tournament team, Favors had a game-high 21 points and 11 rebounds in a 65-61 title game loss to fourth-ranked Duke ... finished fourth in the ACC in rebounds (8.4), second in blocked shots (2.1), fourth in offensive rebounds (3.0) and 17th in points per game (12.4) ... was one made field goal shy of leading the ACC and the NCAA in field goal percentage (.611).

### Favors in 2010 ACC Statistics

Rebounds Per Game	8.4	4th
Points Per Game	12.4	17th
Blocked Shots	2.1	2nd
Offensive Rebounds	3.0	4th

### 2010 ACC Player of the Year Voting

Derrick Favors, Georgia Tech	45
Jordan Williams, Maryland	6
Durand Scott, Miami	1
Glen Rice, Jr., Georgia Tech	1

### Rookie of the Year Totals 1954-2010

School	No.	Last Player	Year
Georgia Tech	11	Derrick Favors	2010
North Carolina	8	Brandan Wright	2007
Duke	5	Kyle Singler	2008
Virginia	4	Sylvan Landesberg	2009
Wake Forest	3	Chris Paul	2004
Maryland	2	Joe Smith	1994
NC State	1	Hawkeye Whitney	1977
Clemson	1	Greg Buckner	1995
Florida State	1	Bob Sura	1992

# 2009-10 ACC Basketball

## ACC Coach of the Year Gary Williams, Maryland



Gary Williams, whose Maryland Terrapins finished 24-9 overall, 13-3 in the ACC and shared the league's regular season title with Duke, was named ACC Coach of the Year in voting by the Atlantic Coast Sports Media Association (ACSMA) ... in his 21st season as head coach at Maryland, Williams received 42 of the 53 votes cast ... Duke's Mike Krzyzewski was the choice of eight electors while Virginia Tech's Seth Greenberg (two) and Florida State's Leonard Hamilton (one) also received votes ... in being named ACC Coach of the Year for a second time, having also earned the award in the Terps' 2002 National Championship season, Williams is currently the conference's third all-time winningest coach in both overall wins (442), conference victories (202) and total games coached (680) ... Williams is currently fifth among active NCAA Division I coaches with 649 victories overall in 32 seasons as a head coach at the Division I level.

### Williams on ACC Career Charts

Career Victories - All Games	442	3rd
Career Victories - ACC Games	202	3rd
Total Games Coached in ACC	680	3rd
ACC Home Court Victories	113	3rd
ACC Road Game Victories	72	3rd
ACC Tournament Victories	17	15th

### 2010 ACC Coach of the Year Voting

Gary Williams, Maryland	42
Mike Krzyzewski, Duke	8
Seth Greenberg, Virginia Tech	2
Leonard Hamilton, Florida State	1

### Coach of the Year Totals 1954-2010

School	No.	Last Player	Year
North Carolina	11	Roy Williams	2006
Duke	10	Mike Krzyzewski	2000
NC State	9	Herb Sendek	2004
Wake Forest	7	Skip Prosser	2003
Georgia Tech	4	Paul Hewitt	2001
Maryland	4	Gary Williams	2010
Virginia	4	Dave Leitao	2007
Clemson	2	Cliff Ellis	1990
South Carolina	2	Frank McGuire	1969
Virginia Tech	2	Seth Greenberg	2008
Florida State	2	Leonard Hamilton	2009

## 2010 All-ACC

Maryland's Greivis Vasquez, Duke's Jon Scheyer and Virginia Tech's Malcolm Delaney - the top three scorers in the Atlantic Coast Conference - were unanimous selections to the 2010 All-ACC first team ... Vasquez, Scheyer and Delaney were named on all 53 ballots ... Clemson senior Trevor Booker and Duke junior Kyle Singler round out the first team ... the ACC Champion Blue Devils also had a second-team selection in junior guard Nolan Smith, making them the only school with three players selected to the 15-player squad ... Virginia Tech, Wake Forest and Florida State each had two players selected to the three teams ... Vasquez was a two-time second-team pick before averaging 19.6 points and a league-best 6.3 assists to key the Terrapins to a share of the ACC's regular-season title with Duke ... Scheyer averaged a team-high 18.2 points per game while Delaney, a third-team pick as a sophomore, led the league in scoring at 20.2 points per game ... Wake Forest's Al-Farouq Aminu headed up the second team after tallying a league-high 19 double-doubles, while senior teammate Ishmael Smith (6.0 assists) also earned second-team honors ... also on the second team were Virginia's Sylven Landesberg (17.3 ppg) and NC State's Tracy Smith (16.5 ppg).

### 2010 All-ACC Basketball Teams

#### First Team

Greivis Vasquez, Sr., Maryland	*159
Jon Scheyer, Sr., Duke	*159
Malcolm Delaney, Jr., Virginia Tech	*159
Trevor Booker, Sr., Clemson	137
Kyle Singler, Jr., Duke	134

#### Second Team

Al-Farouq Aminu, So., Wake Forest	126
Nolan Smith, Jr., Duke	104
Sylven Landesberg, So., Virginia	95
Tracy Smith, Jr., NC State	82
Ishmael Smith, Sr., Wake Forest	76

#### Third Team

Gani Lawal, Jr., Georgia Tech	73
Dorenzo Hudson, Jr., Virginia Tech	51
Chris Singleton, So., Florida State	50
Joe Trapani, Jr., Boston College	38
Solomon Alabi, So., Florida State	30

\*denotes unanimous

### All-Atlantic Coast Conference Totals 1954-2010

School	1st	2nd	3rd	Tot
North Carolina	69	40	17	126
Duke	60	46	19	125
Maryland	24	40	15	79
Wake Forest	33	34	9	76
NC State	37	30	6	73
Virginia	18	32	10	60
Clemson	10	26	7	43
Georgia Tech	14	17	9	40
Florida State	4	9	7	20
Boston College	3	3	1	7
Virginia Tech	2	1	4	7
Miami	2	2	2	6

## Favors, Williams head up All-ACC Freshmen team



Georgia Tech's Derrick Favors and Maryland's Jordan Williams headed up the 2010 ACC All-Freshmen team in voting by the Atlantic Coast Sports Media Association (ACSMA) ... Favors led all ACC freshmen in scoring (12.4), blocked shots (2.1) and double-doubles (12) while Williams led in rebounding (8.6), was second in double-doubles (8) and third in scoring (9.6) ... Favors ended the season one made field goal shy of leading the ACC and the NCAA in field goal percentage (.611) ... in the Terps' two NCAA Tournament games, Williams averaged 15.5 points and 13.5 rebounds while hitting on 13-of-21 (.619) from the floor ... Williams, a two-time ACC Rookie of the Week selection, had 13 games with 10-or-more rebounds ... Miami's Durand Scott averaged 10.3 points per game and led all ACC freshmen in assists per game (3.4) ... Scott averaged 14.7 points, 5.0 rebounds and 3.0 assists in Miami's three ACC Tournament games and is the first Hurricane to be selected to the All-ACC Freshmen team ... Wake Forest's C.J. Harris, a four-time ACC Rookie of the Week honoree, averaged 9.9 points per game and finished fourth among ACC free throw percentage leaders (.831) ... Florida State's Michael Snaer scored in double figures 14 times in 2009-10 and finished third on the team in scoring (8.8) ... Snaer averaged 9.1 points in conference play.

### 2010 All-ACC Freshmen Team

Derrick Favors, Georgia Tech	52
Jordan Williams, Maryland	51
Durand Scott, Miami	44
C.J. Harris, Wake Forest	41
Michael Snaer, Florida State	35

### All-ACC Freshmen Totals 1993-2010

School	No.	Last Player	Year
Duke	15	Kyle Singler	2008
North Carolina	14	Ed Davis	2009
Georgia Tech	13	Derrick Favors	2010
Wake Forest	10	C.J. Harris	2010
NC State	8	J.J. Hickson	2008
Virginia	8	Sylven Landesberg	2009
Clemson	6	Cliff Hammonds	2005
Florida State	5	Michael Snaer	2010
Maryland	4	Jordan Williams	2010
Virginia Tech	2	Jeff Allen	2008
Boston College	1	Tyrese Rice	2006
Miami	1	Durand Scott	2010

# 2009-10 ACC Basketball

## Defensive Player of the Year Chris Singleton heads up ACC All-Defensive team



Florida State sophomore forward Chris Singleton headed up the 2010 ACC All-Defensive team as voted on by ACSMA ... Singleton, the 2010 ACC Defensive Player of the Year, led the ACC in steals (2.2), was fifth in blocked shots (1.5), 12th in rebounding (7.0) and keyed a defense that led the nation in field goal percentage (.377) and was first in the ACC in scoring defense (60.4) ... the second consecutive Seminole to be named as the league's defensive player of the year, Singleton becomes only the fifth player to ACC history to finish in the top five in both steals and blocks in the same season ... joining Singleton on the league's defensive team are teammate Solomon Alabi, Clemson's Trevor Booker, Duke's Lance Thomas and Wake Forest's L.D. Williams ... Alabi, Booker and Williams are repeaters from last year's defensive team ... Alabi blocked at least one shot in 30 of Florida State's 32 games and led the ACC and ranked 24th nationally in blocked shots (2.3) ... Booker started every game in his four years at Clemson and finished 13th on the ACC career blocked shot list (249) ... Thomas averaged 4.8 points and 4.9 rebounds and had 21 steals for the national champion Blue Devils ... Williams started 118 games in his four years with the Demon Deacons and finished 13th on the school's all-time steals list (113).

### 2010 All-ACC Defensive Team

Chris Singleton, So., Florida State.....	48
Solomon Alabi, So., Florida State.....	39
Trevor Booker, Sr., Clemson .....	21
Lance Thomas, Sr., Duke .....	17
L.D. Williams, Sr., Wake Forest.....	16

### All-ACC Defensive Team Totals 2000-2010

School	No.	Last Player	Year
Duke .....	13	Lance Thomas.....	2010
Maryland.....	7	James Gist .....	2008
North Carolina.....	5	Danny Green .....	2009
Florida State.....	5	Singleton/Alabi.....	2010
Virginia Tech.....	5	Dowdell/Gordon .....	2007
Wake Forest.....	5	L.D. Williams .....	2010
Georgia Tech.....	3	Chris Bosh .....	2003
NC State.....	3	Cedric Simmons.....	2006
Clemson.....	3	Trevor Booker .....	2010
Boston College.....	1	Tyrelle Blair .....	2009
Miami.....	1	Anthony King .....	2008

## ACC All-Academic

Virginia's Jerome Meynsse, the recipient of the "Skip" Prosser Award, emblematic of the top scholar-athlete in men's basketball heads up the 2010 All-ACC Academic Basketball team ... a three-time honoree to the All-ACC Academic Basketball team and ACC Academic Honor Roll, Meynsse was also a member of the National Society of Collegiate Scholars and the Phi Eta Sigma Honor Society ... one of the most improved players in the ACC in 2009-10, Meynsse averaged 13.8 points and 5.0 rebounds over his last six games and finished the season leading the Cavaliers in field goal percentage (.580) and blocked shots (23).



Jerome Meynsse, Virginia Prosser Award Recipient

Meynsse and Duke's Brian Zoubek were three-time All-ACC Academic team honorees ... Zoubek averaged 5.6 points and a team-best 7.7 rebounds per game in this year and started the last 16 games for the National Champion Blue Devils ... in addition to Meynsse and Zoubek, Clemson's Tanner Smith and North Carolina's Tyler Zeller are also repeaters from last year's All-ACC Academic team.

### 2010 All-ACC Academic Basketball Team

Antoine Allen, Fr., Miami.....	Broadcast Journalism
Ben Boggs, Fr., Virginia Tech.....	Nutrition, Foods & Exercise
C.J. Harris, Fr., Wake Forest .....	Undeclared
Luke Loucks, So., Florida State.....	Business
Ryan Kelly, Fr., Duke.....	Undeclared
Jerome Meynsse, Sr., Virginia .....	Economics
Glen Rice, Fr., Georgia Tech.....	Management
Will Sherrill, Jr., Virginia.....	Economics/History
Tanner Smith, So., Clemson .....	Marketing
Andre Young, So., Clemson.....	Health Science
Tyler Zeller, So., North Carolina.....	Business Administration
Brian Zoubek, Sr., Duke.....	History

### Skip Prosser Award Recipients

2008 .....	Cliff Hammonds, Clemson
2009 .....	Jack McClinton, Miami
2010 .....	Jerome Meynsse, Virginia

### All-ACC Academic Team Totals 1963-2010

School	No.	Last Player	Year
Duke .....	69	Kelly/Zoubek .....	2010
North Carolina.....	50	Tyler Zeller .....	2010
Virginia .....	46	Meynsse/Sherrill .....	2010
Clemson.....	41	Smith/Young .....	2010
Wake Forest.....	41	C.J. Harris .....	2010
Georgia Tech.....	21	Glenn Rice, Jr.....	2005
NC State.....	21	Johnny Thomas .....	2009
Florida State.....	20	Luke Loucks.....	2010
Maryland.....	20	Mike Mardesich.....	2001
Miami.....	7	Antoine Allen .....	2010
Virginia Tech.....	7	Ben Boggs.....	2010

## Vasquez, Scheyer earn All-America honors

► Maryland senior guard Greivis Vasquez heads up a list of four ACC players who earned All-America honors in 2009-10 ... the 2010 ACC Player of the Year and the first player in league history to have 2,000 points, 700 assists and 600 rebounds in his career, Vasquez earned first team recognition by The Sporting News, Basketball Times and FoxSports.com.

► Vasquez and Duke senior guard Scheyer both earned consensus second-team All-America honors.

► Vasquez was named as the recipient of the 2010 Bob Cousy Award given to college's basketball's top point guard ... Vasquez is the second-straight ACC player to receive the award, and the third overall.

► The ACC has had at least one consensus first team All-American in 18 of the past 20 years ... since 1981, the ACC has produced 38 consensus All-Americans and has accounted for 24 percent of the NCAA's consensus All-Americans (38-of-155) over that span.

### Greivis Vasquez, Sr., Maryland

The Sporting News.....	1st	Associated Press.....	2nd
Basketball Times.....	1st	NABC .....	2nd
FoxSports.com.....	1st	CBSSports.com.....	2nd

### Jon Scheyer, Sr., Duke

Associated Press.....	2nd	Basketball Times.....	3rd
NABC .....	2nd	FoxSports.com.....	3rd
USBWA .....	2nd	CBSSports.com.....	3rd
The Sporting News... ..	2nd		

### Al-Farouq Aminu, So., Wake Forest

FoxSports.com.....	3rd	CBSSports.com.....	3rd
--------------------	-----	--------------------	-----

### Derrick Favors, Fr., Georgia Tech

FoxSports.com Freshman All-America.....	1st
CBSSports.com Freshman All-America.....	1st

### Consensus All-Americans 1981-2010

<b>Atlantic Coast.....</b>	<b>38</b>
Big East.....	23
Pac-10 .....	18
Big Ten.....	15
Big 12 .....	14
SEC .....	11
Big Eight .....	6
Conference USA.....	5
Atlantic 10.....	4
Metro .....	4
West Coast.....	3
WAC.....	3
Big West .....	2
Missouri Valley .....	2
Independents .....	2
Colonial.....	1
Great Midwest.....	1
Southern .....	1
Southwest (SWC) .....	1
Mountain West.....	1

# 2009-10 ACC Basketball

## Double-Digit Boarders

► Wake Forest's Al-Farouq Aminu led the ACC in rebounding (10.7), was eighth in scoring (15.8) and sixth in blocked shots (1.4) ... led the ACC with 21 games of 10-or-more rebounds.

### Double-Digit Rebound Games, 2009-10

Player, School	Games
1. Al-Farouq Aminu, So., Wake Forest	21
2. Gani Lawal, Jr., Georgia Tech	15
3. Jordan Williams, Fr., Maryland	13
4. Derrick Favors, Fr., Georgia Tech	12
5. Brian Zoubek, Sr., Duke	11
6. Ed Davis, So., North Carolina	10
7. Jeff Allen, Jr., Virginia Tech	9
Dwayne Collins, Sr., Miami	9
Trevor Booker, Sr., Clemson	9
10. Chas McFarland, Sr., Wake Forest	8
Kyle Singler, Jr., Duke	8
Mike Scott, Jr., Virginia	8

### Double-Digit Rebound Games, Career

Player, School	Games
1. Trevor Booker, Sr., Clemson	39
2. Gani Lawal, Jr., Georgia Tech	33
3. Al-Farouq Aminu, So., Wake Forest	31
4. Jeff Allen, Jr., Virginia Tech	29
5. Dwayne Collins, Sr., Miami	27
6. Mike Scott, Jr., Virginia	22
7. Kyle Singler, Jr., Duke	21

► Clemson's Trevor Booker led all active ACC players with 39 career games of 10-or-more rebounds ... Booker ranks 22nd on the ACC career rebound list with 1,060 rebounds.

### ACC Career Rebound Leaders

Player, School	Years	Total
1. Dickie Hemric, WF	1952-55	1,802
2. Ron Shavlik, NCS	1954-56	1,598
3. Tim Duncan, WF	1994-97	1,570
4. Ralph Sampson, UVa	1980-83	1,511
5. Wayne Rollins, Clem.	1974-77	1,311
6. Sheldon Williams, Duke	2003-06	1,262
7. Mike Gminski, Duke	1977-80	1,242
8. Tyler Hansbrough, UNC	2006-09	1,219
9. Dale Davis, Clem.	1988-91	1,216
10. Len Chappell, WF	1960-62	1,213
11. Malcolm Mackey, GT	1990-93	1,205
12. Sam Perkins, UNC	1981-84	1,167
13. Lee Collins, USC	1953-56	1,159
14. Christian Laettner, Duke	1989-92	1,149
15. Tom Owens, USC	1969-71	1,116
16. Travis Watson, UVa	2000-03	1,115
17. George Lynch, UNC	1990-93	1,097
18. Alvin Jones, GT	1998-01	1,075
19. Randy Denton, Duke	1969-71	1,067
20. Tom Burlison, NCS	1972-74	1,066
21. Billy Cunningham, UNC	1963-65	1,062
<b>22. Trevor Booker, Clem.</b>	<b>2007-10</b>	<b>1,060</b>
23. Len Elmore, Md.	1972-74	1,053
24. Mike Lewis, Duke	1966-68	1,051
25. Antawn Jamison, UNC	1996-98	1,027
26. Mitch Kupchak, UNC	1973-76	1,006
27. Brad Daugherty, UNC	1983-86	1,003
Danny Ferry, Duke	1986-89	1,003

## Career Scoring Leaders

Maryland senior guard **Greivis Vasquez** finished his career 18th on the ACC's all-time career scoring list with 2,171 points ... Duke senior guard **Jon Scheyer** finished his career 32nd on the league's all-time scoring list with 2,077 points.

Vasquez is also the first player in league history, and the only active player in the NCAA, to have 2,000 points, 700 assists and 600 rebounds in his career ... Vasquez also had 13 career games with 10 or more assists.

### Career Scoring Leaders

Player, School	Years	Pts.
1. Tyler Hansbrough, UNC	2006-09	2,872
2. J.J. Redick, Duke	2003-06	2,769
3. Dickie Hemric, WF	•1952-55	2,587
4. Johnny Dawkins, Duke	1983-86	2,556
5. Rodney Monroe, NCS	1988-91	2,551
6. Bryant Stith, UVa	1989-92	2,516
7. Christian Laettner, Duke	1989-92	2,460
8. Mike Gminski, Duke	1977-80	2,323
9. Jeff Lamp, UVa	1978-81	2,317
10. David Thompson, NCS	1973-75	2,309
11. Phil Ford, UNC	1975-78	2,290
12. Juan Dixon, Md.	1998-02	2,269
13. Buzzy Wilkinson, UVa	•1953-55	2,233
14. Ralph Sampson, UVa	1980-83	2,228
15. Matt Harpring, GT	1995-98	2,225
16. Randolph Childress, WF	1991-93-95	2,208
17. Mark Price, GT	1983-86	2,193
<b>18. Greivis Vasquez, Md.</b>	<b>2007-10</b>	<b>2,171</b>
19. Len Chappell, WF	1960-62	2,165
20. Danny Ferry, Duke	1986-89	2,155
21. Len Bias, Md.	1983-86	2,149
22. Sam Perkins, UNC	1981-84	2,145
23. Mark Alarie, Duke	1983-86	2,136
24. Bob Sura, FSU	1992-95	2,130
25. Tim Duncan, WF	1994-97	2,117
26. Dennis Scott, GT	1988-90	2,115
27. Tyrese Rice, BC	2006-09	2,099
28. Tom Hammonds, GT	1986-89	2,081
29. Gene Banks, Duke	1978-81	2,079
Jason Williams, Duke	2000-02	2,079
Sean Singletary, UVa	2005-08	2,079
<b>32. Jon Scheyer, Duke</b>	<b>2007-10</b>	<b>2,077</b>
33. Albert King, Md.	1978-81	2,058
34. Travis Best, GT	1992-95	2,057
35. Len Rosenbluth, UNC	1955-57	2,045
36. Julius Hodge, NCS	2002-05	2,040
37. Skip Brown, WF	1974-77	2,034
38. Adrian Branch, Md.	1982-85	2,017
39. John Lucas, Md.	1973-76	2,015
40. Al Wood, UNC	1978-81	2,015
41. John Spanarkel, Duke	1976-79	2,012
42. Charles Scott, UNC	1978-81	2,007

## 20-Point Games

Virginia Tech's Malcolm Delaney led all ACC players in 2010 with 19 games of 20-or-more points.

### 20-Point Games, 2009-10

Player, School	Games
Malcolm Delaney, Jr., Virginia Tech	19
Jon Scheyer, Sr., Duke	16
Kyle Singler, Jr., Duke	16
Nolan Smith, Jr., Duke	16
Greivis Vasquez, Sr., Maryland	16
Tracy Smith, Jr., NC State	11
Al-Farouq Aminu, So., Wake Forest	10

### 20-Point Games, Career

Player, School	Games
Greivis Vasquez, Sr., Maryland	36
Jon Scheyer, Sr., Duke	33
Malcolm Delaney, Jr., Virginia Tech	32
Kyle Singler, Jr., Duke	32
Syven Landesberg, So., Virginia	21
Nolan Smith, Jr., Duke	17
Trevor Booker, Sr., Clemson	16
Rakim Sanders, Jr., Boston College	15
Al-Farouq Aminu, So., Wake Forest	14

## Band of Brothers

Clemson's Trevor and Devin Booker have combined for 1,869 career points and rank seventh on the ACC Brother Career Scoring List.

### ACC Brother Cominations

Tom, Donnie, Randy, Richie Mahaffey, Clem.	3,555
Jay & Tom McMillen, Md.	3,107
Jeff (Duke) & Jason (UNC) Capel	3,048
Jon & Drew Barry, GT	2,333
Matt & Pat Harpring, GT	2,228
Derrick & Cedric Lewis, Md.	1,993
<b>Trevor &amp; Devin Booker, Clem.</b>	<b>1,869</b>
Horace & Harvey Grant, Clem.	1,840
Greg & Andre Buckner, Clem.	1,809
Jeff & Joe Wolf, UNC	1,590
<b>Alade (GT) &amp; Al-Farouq (WF) Aminu</b>	<b>1,587</b>
George & Ed Krajack, Clem.	1,496
Vasco (UNC) & Ilian (NCS) Evtimov	1,319
Bobby & Ricky Stokes, UVa	1,318
Jay (Duke) & Bruce (UNC) Buckley	1,210
Doug & Donnie Moe, UNC	1,018
Jerry (WF) & Roger (Md.) Montgomery	909
Jack & Walt Hudson, USC	837
Larry & Rich Habegger, WF	655
Olin & Jim Broadway, WF	640
Pat & Ryan Sullivan, UNC	502
Dean (NC) & David (Clem.) Shaffer	476
Clarke & Edward Bynum, Clem	474
Steve & Brian Walker, NCS	414
Ken (UVa) & Walker (NCS) Lambiotte	406
<b>Miles &amp; Mason Plumlee, Duke</b>	<b>373</b>
Mark (Duke) & Matt (GT) Causey	240
Gerald & Richard Tuttle, UNC	209
<b>Travis &amp; David Wear, UNC</b>	<b>190</b>
George (NCS) & Jim (USC) Finnegan	115
Chris & Matt Brust, UNC	105
Larry & Donnie Seitz, Clem.	96
Jim & Joe Everett, UNC	22
Justin & Ryan Caldbeck, Duke	21

# 2009-10 ACC Basketball

## Most Improved

Virginia Tech's Dorenzo Hudson led the ACC in per game scoring improvement (+10.6) from a year ago ... Duke's Nolan Smith was second (+9.0) ... Hudson is 10th in the ACC in scoring (15.2) while Smith is fifth (17.4).

### Most Improved Scoring Averages

Scoring	'09	'10	Net
Dorenzo Hudson, Jr., VT	4.6	15.2	+10.6
Nolan Smith, Jr., Duke	8.4	17.4	+9.0
Ishmael Smith, Sr., WF	6.2	13.2	+7.0
Tracy Smith, Jr., NCS	10.0	16.5	+6.5
Reggie Jackson, So., BC	7.0	12.9	+5.9
Tanner Smith, So., Clem	3.6	8.7	+5.1

\*minimum of 75 percent of team's games played each year

## Charity Stripe Leaders

Virginia Tech's Malcolm Delaney (8.3) leads a list of nine ACC players who averaged 5.0 free throws or more per game ... Delaney finished third in the ACC in free throw percentage (.842).

### Free Throw Attempts Per Game

Player, School	G	FTA	PG
Malcolm Delaney, Jr, VT	33	273	8.3
Al-Farouq Aminu, So., WF	31	199	6.4
Gani Lawal, Jr., GT	36	222	6.2
Tracy Smith, Jr., NCS	35	205	5.9
Jon Scheyer, Sr., Duke	40	221	5.5
Dwayne Collins, Sr., Miami	29	160	5.5
Kyle Singler, Jr., Duke	40	208	5.4
Trevor Booker, Sr., Clem	32	171	5.3
Sylvan Landesberg, So., UVa	27	137	5.1

## Come from Behind

Duke and Florida State had the ACC's largest second-half rallies this season ... the Blue Devils trailed Miami 37-to-25 (F17) while the Seminoles were down 30-to-18 to Marquette (Nov. 29).

### 2009-10 Halftime Rallies

Final Score	Date	Half	Pts.
Duke 81, Miami 74	F17	25-37	(12)
Florida State 57, Marquette 56	N29	18-30	(12)
NC State 77, Marquette 73	D5	25-36	(11)
Georgia Tech 62, North Carolina 58	M11	24-34	(10)
Maryland 67, NC State 58	F17	27-37	(10)
Boston College 79, Miami 75	J19	35-45	(10)
Maryland 88, Duke 79	F24	39-48	(9)
Virginia Tech 87, Wake Forest 83	F16	32-40	(8)
Clemson 70, Butler 69	N29	26-33	(7)
Virginia 76, Cleveland State 65	N25	27-34	(7)

### ACC All-Time Halftime Rallies

Final Score	Date	Half	Pts.
Virginia 91, Duke 88 2ot	1/14/95	19-40	(21)
Maryland 85, NC State 82	3/13/04	26-45	(19)
Maryland 87, So. Florida 81	1/19/91	32-49	(17)
N. Carolina 82, Florida St. 77	1/27/93	28-45	(17)
NC State 69, Oregon State 68	12/19/92	25-42	(17)

# Fresh Facts

## ACC Freshmen Statistical Leaders

### Scoring

Derrick Favors, Georgia Tech	12.4
Durand Scott, Miami	10.3
C.J. Harris, Wake Forest	9.9
Jordan Williams, Maryland	9.6
Michael Snaer, Florida State	8.8
Scott Wood, NC State	7.8
Ari Stewart, Wake Forest	7.3
Brian Oliver, Georgia Tech	7.1
Reggie Johnson, Miami	6.4
Mfon Udofia, Georgia Tech	5.9

### Game High Points:

Scott Wood, NCS vs. Florida State	A	31
Durand Scott, UM vs. North Carolina	A	29
Mfon Udofia, GT vs. Siena	H	26

### Rebounds

Jordan Williams, Maryland	8.6
Derrick Favors, Georgia Tech	8.4
Reggie Johnson, Miami	4.6
Richard Howell, NC State	4.6
John Henson, North Carolina	4.3
Durand Scott, Miami	4.0
Ari Stewart, Wake Forest	3.2
Mason Plumlee, Duke	3.1
Glen Rice, Jr., Georgia Tech	3.1
Devin Booker, Clemson	2.9

### Game High Rebounds:

Jordan Williams, Md. vs. Houston	N	17
Derrick Favors, GT vs. Clemson	H	14
Jordan Williams, Md. vs. Clemson	A	13

### Assists

Durand Scott, Miami	3.4
Dexter Strickland, North Carolina	2.0
Jontel Evans, Virginia	1.9
Mfon Udofia, Georgia Tech	1.9
Glen Rice, Jr., Georgia Tech	1.7

### Game High Assists:

Durand Scott, UM vs. NC Central	H	10
Durand Scott, UM vs. Nova SE	H	8
Durand Scott, UM vs. B-Cookman	H	8

### Blocked Shots

Derrick Favors, Georgia Tech	2.1
John Henson, North Carolina	1.6
Jordan Williams, Maryland	1.0
Mason Plumlee, Duke	0.9
Jordan Vandenberg, NC State	0.8

### Steals

Durand Scott, Miami	1.2
Jontel Evans, Virginia	1.1
Glen Rice, Jr., Georgia Tech	1.1
Dexter Strickland, North Carolina	0.9
C.J. Harris, Wake Forest	0.9

### Double-Doubles

Derrick Favors, Georgia Tech	12
Jordan Williams, Maryland	8
John Henson, North Carolina	1
Richard Howell, NC State	1

## Class of 2013

Georgia Tech's freshman class of Derrick Favors, Brian Oliver, Mfon Udofia and Glen Rice, Jr., combined to average an ACC-best 30.5 points and 15.7 rebounds per game during the 2009-10 season.

### Freshmen Scoring & Rebounding, 2009-10

Team	Points	PG	Team	Rebs	PG
Georgia Tech	1,097	30.5	Georgia Tech	564	15.7
Miami	723	21.9	Maryland	362	11.0
North Carolina	712	19.2	Miami	358	10.8
Wake Forest	534	17.2	North Carolina	381	10.3
NC State	570	15.8	NC State	365	10.1
Clemson	433	13.5	Clemson	253	7.9
Maryland	401	12.5	Wake Forest	154	5.0
Florida State	347	10.8	Duke	186	4.7
Duke	335	8.4	Virginia Tech	134	3.9
Virginia Tech	225	6.6	Florida State	119	3.7
Virginia	104	3.4	Virginia	58	1.9
Boston College	0	0.0	Boston College	0	0.0

### Per Game Averages by Class, 2009-10

Class	Assists	Rebounds	Points
Senior	4.0	9.4	19.7
Junior	3.9	9.6	22.0
Sophomore	3.8	8.5	17.0
Freshmen	2.3	7.2	13.5

## Trevor Booker

Clemson's Trevor Booker started all 134 games in his four seasons with the Tigers and finished 13th on the ACC career blocked shot list (249) and 22nd in rebounding (1,060).

### ACC Career Blocked Shot Leaders

Player, School	Years	Total
1. Tim Duncan, WF	1994-97	481
2. Ralph Sampson, UVa	1980-83	462
3. Tree Rollins, Clem.	1974-77	450
4. Alvin Jones, GT	1998-01	425
5. Shelden Williams, Duke	2003-06	422
6. Mike Gminski, Duke	1977-80	345
7. Derrick Lewis, Md.	1985-88	339
8. Elden Campbell, Clem.	1987-90	334
9. Brendan Haywood, UNC	1998-01	304
10. Sharone Wright, Clem.	1992-94	288
11. Terence Morris, Md.	1998-01	256
12. Shane Battier, Duke	1998-01	254
13. Trevor Booker, Clem.	2007-11	249
14. Sam Perkins, UNC	1981-84	245
15. John Salley, GT	1983-86	243
16. Cedric Lewis, Md.	1988-91	239
17. James Gist, Md.	2005-08	231
18. Ekene Ibikwe, Md.	2004-07	230
Cherokee Parks, Duke	1992-95	230
20. Lonny Baxter, Md.	1998-02	227
21. Anthony King, Miami	2005-08	213
22. Dale Davis, Clem.	1988-91	210
23. Thurl Bailey, NCS	1980-83	207
24. Anthony Teachey, WF	1981-84	203
25. Malcolm Mackey, GT	1990-93	199

# 2009-10 ACC Basketball

## Block Blog

Florida State's Solomon Alabi led the ACC in blocked shots per game (2.3) ... Alabi is tied for 11th among ACC blocked shot leaders as sophomores with 150 ... North Carolina's Ed Davis is 14th with 129.

### Career Blocked Shot Leaders as Sophomores

Player, School	Years	Rebs.
1. Ralph Sampson, UVA	1980:81	260
2. Tim Duncan, WF	1994:95	259
3. Alvin Jones, GT	1998:99	248
4. Tree Rollins, Clem.	1974:75	225
5. Joe Smith, Md.	1994:95	190
6. Sharone Wright, Clem.	1992:93	187
7. Mike Gminski, Duke	1977:78	182
8. Derrick Lewis, Md.	1985:86	170
9. Sheldon Williams, Duke	2003:04	163
10. Rasheed Wallace, UNC	1994:95	156
<b>11. Solomon Alabi, FSU</b>	<b>2008:09:10</b>	<b>150</b>
Elden Campbell, Clem.	1987:88	150
13. Trevor Booker, Clem.	2007:08	142
<b>14. Ed Davis, UNC</b>	<b>2009:10</b>	<b>129</b>
15. Josh McRoberts, Duke	2006:07	128
16. Sam Perkins, UNC	1981:82	120
17. Corey Louis, FSU	1995:96	117
18. Cedric Simmons, NCS	2005:06	115
19. Elton Brand, Duke	1998:99	113
20. Guy Morgan, WF	1979:80	108
21. Terence Morris, Md.	1998:99	106
22. Lonny Baxter, Md.	1999:00	103
23. John Salley, GT	1983:84	102
24. Cherokee Parks, Duke	1992:93	100

Career totals include only those years played in the ACC

## Long Distance Turtle

Maryland senior guard Eric Hayes (.405) finished 19th among ACC career 3-point field goal percentage leaders.

### Career 3-Point Field Goal Percentage

Player, School	Years	Rebs.
1. Jack McClinton, Miami	2007-09	.440
2. Rodney Monroe, NCS	1988-91	.436
3. Hubert Davis, UNC	1989-92	.435
4. Rusty LaRue, WF	1993-96	.4327
5. Archie Miller, NCS	1998-00-02	.4288
6. Jeff Lebo, UNC	1987-89	.4287
7. Trajan Langdon, Duke	1995-96-98	.426
8. Dennis Scott, GT	1988-90	.422
9. Keith Friel, UVA	2000-01	.4212
10. Anthony Morrow, GT	2005-08	.4208
11. Shane Battier, Duke	1998-01	.416
12. Rashad McCants, UNC	2003-05	.4146
13. Jason Capel, UNC	1999-02	.4141
14. Chris Whitney, Clem.	1992-93	.413
15. Dante Calabria, UNC	1993-96	.411
16. Mike Jones, Md.	2004-07	.41
17. Tom Gugliotta, NCS	1989-92	.408
18. J.J. Redick, Duke	2003-06	.406
<b>19. Eric Hayes, Md.</b>	<b>2007-10</b>	<b>.40496</b>
20. Bobby Hurley, Duke	1990-93	.40491
21. Clint Harrison, NCS	1995-98	.404
22. Shammond Williams, UNC	1994-98	.4031
23. Greg Paulus, Duke	2006-09	.3985
24. Craig Dawson, WF	1998-02	.3984
25. Jeff Capel, Duke	1994-97	.3978
26. Jeff McInnis, UNC	1994-96	.3965

## Players of the Week

### Player of the Week

N16	Al-Farouq Aminu, Wake Forest
N23	Nolan Smith, Duke
N30	Jon Scheyer, Duke
D7	Corey Raji, Boston College
D14	Jeff Allen, Virginia Tech
D21	Jon Scheyer, Duke
D28	Greivis Vasquez, Maryland
J4	Dorenzo Hudson, Virginia Tech
J11	Gani Lawal, Georgia Tech
J18	Trevor Booker, Clemson
	Sylvan Landesberg, Virginia
J25	Ishmael Smith, Wake Forest
F1	Sylvan Landesberg, Virginia
F8	Greivis Vasquez, Maryland
F15	Jon Scheyer, Duke
F22	Greivis Vasquez, Maryland
M1	Greivis Vasquez, Maryland
M8	Malcolm Delaney, Virginia Tech
M15	Kyle Singler, Duke (ACC Tournament MVP)

### Rookie of the Week

N16	Durand Scott, Miami
N23	Derrick Favors, Georgia Tech
N30	C.J. Harris, Wake Forest
D7	C.J. Harris, Wake Forest
	Mfon Udofia, Georgia Tech
D14	Ari Stewart, Wake Forest
D21	C.J. Harris, Wake Forest
D28	Durand Scott, Miami
J4	C.J. Harris, Wake Forest
J11	Durand Scott, Miami
J18	Scott Wood, NC State
J25	Derrick Favors, Georgia Tech
F1	Jordan Williams, Maryland
F8	Derrick Favors, Georgia Tech
F15	Michael Snaer, Florida State
F22	Derrick Favors, Georgia Tech
M1	Jordan Williams, Maryland
M8	Durand Scott, Miami

### Player of the Week - Active Players

8	Greivis Vasquez, Maryland
4	Jon Scheyer, Duke
3	Trevor Booker, Clemson
2	Malcolm Delaney, Virginia Tech
2	Sylvan Landesberg, Virginia
2	Gani Lawal, Georgia Tech
2	Kyle Singler, Duke
1	Jeff Allen, Virginia Tech
1	Al-Farouq Aminu, Wake Forest
1	Dorenzo Hudson, Virginia Tech
1	Corey Raji, Boston College
1	Ishmael Smith, Wake Forest
1	Nolan Smith, Duke

### Player of the Week - Career Leaders

Antawn Jamison, UNC ('96-98)	12
J.J. Redick, Duke ('03-06)	12
Tim Duncan, WF ('94-97)	11
Tyler Hansbrough, UNC ('06-09)	10

## 3-Point Field Goals

Duke's Jon Scheyer finished his career having made at least one 3-point field goal in 33 straight games - tied for the 16th longest streak in ACC history ... Scheyer also leads all active ACC players with 291 career 3-point field goals, while Vasquez is second with 230.

### Current 3-Point Field Goal Consecutive Games Streak

Player, School	Games
Jon Scheyer, Sr., Duke	33
Adrian Thomas, Jr., Miami	11
Deividas Dulkys, So., Florida State	9
Eric Hayes, Sr., Maryland	8
Malcolm Grant, So., Miami	7

### Current Career 3-Point FG Leaders

Player, School	3-Pt FG
Jon Scheyer, Sr., Duke	297
Greivis Vasquez, Sr., Maryland	230
Kyle Singler, Jr., Duke	205
Eric Hayes, Sr., Maryland	196
Malcolm Delaney, Virginia Tech	180
James Dews, Sr., Miami	170
Rakim Sanders, Jr., Boston College	126
Adrian Thomas, Jr., Miami	111
Nolan Smith, Jr., Duke	109
Joe Trapani, Jr., Boston College	103
Deividas Dulkys, So., Florida State	102
Will Graves, Jr., North Carolina	102

### ACC All-Time 3-Point Field Consecutive Games Streak

69	Dennis Scott, Georgia Tech	1988 & 1989 & 1990
51	Justin Gray, Wake Forest	2004 & 2005
50	Curtis Staples, Virginia	1995 & 1996 & 1997
45	Cliff Hammonds, Clemson	2006 & 2007 & 2008
43	Rodney Monroe, NC State	1990 & 1991
42	Matt Harpring, Georgia Tech	1995 & 1996
41	Anthony Morrow, Georgia Tech	2007 & 2008
38	Travis Best, Georgia Tech	1992 & 1993
37	Sean Singletary, Virginia	2007 & 2008
37	Trajan Langdon, Duke	1995 & 1996
35	J.J. Redick, Duke	2006
34	Rashad McCants, North Carolina	2004 & 2005
34	Shammond Williams, N. Carolina	1997 & 1998
34	Jason Williams, Duke	2001 & 2002
34	Hubert Davis, North Carolina	1991 & 1992
33	Jon Scheyer, Duke	2010
33	Trajan Langdon, Duke	1998 & 1999
33	Randolph Childress, Wake Forest	1994 & 1995
32	Jack McClinton, Miami	2008 & 2009
31	Shane Battier, Duke	2001
30	Jack McClinton, Miami	2007 & 2008
30	Curtis Staples, Virginia	1997 & 1998

**NOTES:** Duke's Kyle Singler has made at least one 3-point field goal in 66 of his last 76 games ... Miami's Adrian Thomas made at least one 3-point field goal in 47 of his last 52 games ... Clemson's Andre Young made at least one 3-point field goal in 36 of his last 41 games ... Maryland's Greivis Vasquez made at least one 3-point field goal in 44 of his last 48 games.

# 2009-10 ACC Basketball

## Numbers

### Top Games - Individual

#### Points Scored

41	Greivis Vasquez, Md. vs. Virginia Tech.....	F27
41	Dorenzo Hudson, VT vs. Seton Hall.....	J2
36	Jon Scheyer, Duke vs. Gardner-Webb.....	D15
32	Malcolm Delaney, VT vs. Georgia Tech.....	M6
32	Malcolm Delaney, VT vs. Temple.....	N27
31	Malcolm Delaney, VT vs. Wake Forest.....	F16
31	Malcolm Delaney, VT vs. Georgia.....	D6
31	Tyler Roche, BC vs. Wake Forest.....	F9
31	Joe Trapani, BC vs. Miami.....	J19
31	Scott Wood, NCS vs. Florida State.....	J12
31	Trevor Booker, Clem. vs. Western Carolina.....	D22
31	Jon Scheyer, Duke vs. Iowa State.....	J6

#### Rebounds

20	Al-Farouq Aminu, WF vs. William & Mary.....	N28
18	Derrick Favors, GT vs. Maryland.....	F20
18	Gani Lawal, GT vs. Miami.....	F10
18	Al-Farouq Aminu, WF vs. Xavier.....	J3
17	Al-Farouq Aminu, WF vs. UNC Greensboro.....	D28
17	Jordan Williams, Md. vs. Houston.....	M19
17	Brian Zoubek, Duke vs. Maryland.....	F13
16	Dennis Horner, NCS vs. Virginia Tech.....	F10
16	Trevor Booker, Clem. vs. Maryland.....	J31
16	Ed Davis, UNC vs. Maryland.....	F7
16	Ed Davis, UNC vs. College of Charleston.....	J4
16	Brian Zoubek, Duke vs. Virginia Tech.....	F21

#### Field Goal Percentage (min. 10 made)

.846	Trevor Booker, Clem. vs. WCU (11x13).....	D22
.846	Jon Scheyer, Duke vs. G-Webb (11x13).....	D15
.833	Tracy Smith, NCS vs. Duke (10x12).....	J20
.833	Tracy Smith, NCS vs. Ga. Southern (10x12).....	D12
.833	Zachery Peacock, GT vs. Boston (10x12).....	N22
.833	Tyler Roche, BC vs. Dartmouth (10x12).....	N13

#### Free Throw Percentage (min. 10 made)

1.000	Malcolm Delaney, VT vs. Temple (11x11).....	N27
1.000	Malcolm Delaney, VT vs. B. College (10x10).....	F24
1.000	Reggie Jackson, BC vs. Clemson (10x10).....	J26
1.000	Julius Mays, NCS vs. Florida State (10x10).....	J12
1.000	Greivis Vasquez, Md. vs. Virginia Tech (10x10).....	F27

#### 3-Point FG Percentage (min. 5 made)

.833	Eric Hayes, Md. vs. Florida State (5x6).....	J10
.833	James Dews, UM vs. Florida Gulf Coast (5x6).....	N25
.833	Joe Trapani, BC vs. S. Dakota State (5x6).....	N21
.833	Tyler Roche, BC vs. St. Francis (5x6).....	N17
.833	David Potter, Clem. vs. Liberty (5x6).....	N17
.833	Adrian Thomas, UM vs. Pepperdine (5x6).....	J3

#### Three-Point Field Goals

8	Kyle Singler, Duke vs. Georgia Tech.....	F4
7	Will Graves, UNC vs. Dayton.....	A1
7	Scott Wood, NCS vs. Florida State.....	J12
7	Jon Scheyer, Duke vs. Gardner-Webb.....	D15

#### Assists

13	Greivis Vasquez, Md. vs. Clemson.....	F24
13	Greivis Vasquez, Md., vs. Charleston So.....	N13

#### Steals

7	Andre Young, Clem. vs. Maryland.....	J31
6	Iman Shumpert, GT vs. Virginia Tech.....	M6
6	Jeff Allen, VT vs. UNC Greensboro.....	N17
6	Tracy Smith, NCS vs. Georgia Tech.....	F6

#### Blocked Shots

7	Solomon Alabi, FSU vs. Boston College.....	F14
6	Ed Davis, UNC vs. Duke.....	F10
6	Al-Farouq Aminu, WF vs. UNC-Greensboro.....	D28
6	Solomon Alabi, FSU vs. Georgia State.....	D15
6	Chas McFarland, WF vs. Purdue.....	D1
6	Xavier Gibson, FSU vs. Stetson.....	N18

#### Assists-to-Zero Turnovers

11:0	Ishmael Smith, WF vs. William & Mary.....	N28
10:0	Sean Mosley, Md. vs. New Hampshire.....	N20
10:0	Durand Scott, UM vs. NC Central.....	N14

#### Assists-to-One Turnover

11:1	Greivis Vasquez, Md. vs. W-Salem State.....	D22
10:1	Larry Drew, UNC vs. Nevada.....	N29
10:1	Derwin Kitchen, FSU vs. Alabama A&M.....	D31

#### Most Field Goals Made

13	Greivis Vasquez, Md. vs. Virginia Tech.....	F27
12	Greivis Vasquez, Md. vs. Virginia.....	F15
12	Greivis Vasquez, Md., vs. Florida Atlantic.....	D27
12	Trevor Booker, Clem. vs. Furman.....	D12
12	Derwin Kitchen, FSU vs. Maryland.....	F4

#### Most Field Goals Attempted

33	Greivis Vasquez, Md. vs. Virginia Tech.....	F27
27	Greivis Vasquez, Md. vs. Wake Forest.....	J12
24	Malcolm Delaney, VT vs. Virginia.....	J28

#### Most Free Throws Made

20	Malcolm Delaney, VT vs. Clemson.....	F6
20	Dorenzo Hudson, VT vs. Seton Hall.....	J2
17	Gani Lawal, GT vs. UNC-Charlotte.....	J2

#### Most Free Throws Attempted

23	Malcolm Delaney, VT vs. Clemson.....	F6
21	Dorenzo Hudson, VT vs. Seton Hall.....	J2
20	Gani Lawal vs. UNC Charlotte.....	J2

#### Most Points Scored in Road Game

41	Greivis Vasquez, Md. vs. Virginia Tech.....	F27
31	Tyler Roche, BC vs. Wake Forest.....	F9
31	Scott Wood, NCS at Florida State.....	J12
31	Joe Trapani, BC at Miami.....	J19
30	Iman Shumpert, GT at North Carolina.....	J16
30	Greivis Vasquez, Md. at Wake Forest.....	J12

#### Most Points Scored vs. Ranked Opponent

31	Malcolm Delaney, VT vs. #25 Wake Forest.....	F16
31	Scott Wood, NCS at #25 Florida State.....	J12
30	Kyle Singler, Duke vs. #21 Georgia Tech.....	F4
30	Iman Shumpert, GT at #12 North Carolina.....	J16
29	Nolan Smith, Duke vs. #19 Baylor.....	M28
28	Malcolm Delaney, VT vs. #25 Miami.....	J13
26	Malcolm Delaney, VT at #9 North Carolina.....	J10
26	Sean Mosley, Md. vs. #3 Villanova.....	D6

### "20 & 10" Games

Al-Farouq Aminu, So., Wake Forest.....	9
Kyle Singler, Jr., Duke.....	5
Dwayne Collins, Sr., Miami.....	3
Jeff Allen, Jr., Virginia Tech.....	3
Ed Davis, So., North Carolina.....	2
Derrick Favors, Fr., Georgia Tech.....	2
Deon Thompson, Sr., North Carolina.....	2
Solomon Alabi, So., Florida State.....	1
Trevor Booker, Sr., Clemson.....	1
Reggie Jackson, So., Boston College.....	1
Gani Lawal, Jr., Georgia Tech.....	1
Mike Scott, Jr., Virginia.....	1
Joe Trapani, Jr., Boston College.....	1
Greivis Vasquez, Sr., Maryland.....	1
Jordan Williams, Fr., Maryland.....	1

### Top Games - Team

#### Points Scored

114	Duke vs. Penn (55).....	D31
113	Duke vs. Gardner-Webb (68).....	D15
108	Miami vs. Nova SE (58).....	N16
106	Maryland vs. Longwood (55).....	J19
104	Maryland vs. Virginia Tech (100) 2 of.....	F27
104	Duke vs. Radford (67).....	N20

#### Margin of Victory

59	Duke (114) vs. Penn (55).....	D31
57	Boston College (89) vs. NJIT.....	J5
51	Maryland (106) vs. Longwood (55).....	J19
50	Miami (108) vs. Nova SE (58).....	N16
48	Georgia Tech (98) vs. Kentucky State (50).....	J30

#### Rebound Margin

28	Miami (52) vs. Nova SE (24).....	N16
26	Miami (57) vs. South Carolina (31).....	N22
26	Florida State (50) vs. Stetson (24).....	N18
26	Wake Forest (53) vs. Elon (27).....	D13
26	Wake Forest (51) vs. Oral Roberts (25).....	N13

#### Field Goal Percentage

.712	Georgia Tech vs. Georgia State..... (37x52).....	J30
.652	Duke vs. Gardner-Webb..... (43x66).....	D15
.647	NC State vs. Georgia Southern..... (33x51).....	D12
.647	NC State vs. Akron..... (22x34).....	N20
.632	Miami vs. Virginia Tech..... (24x38).....	J31

#### 3-Point FG Percentage

.692	Boston College vs. NJIT..... (9x13).....	J5
.692	Florida State vs. Alabama..... (9x13).....	N27
.667	Maryland vs. Winston-Salem State.. (12x18).....	D22
.667	Duke vs. Georgia Tech..... (12x18).....	F4
.667	Georgia Tech vs. Maryland..... (8x12).....	M12

#### Field Goal Percentage Defense

.197	by Florida State vs. Mercer..... (14x71).....	N21
.224	by Virginia Tech vs. UMB..... (11x49).....	D22
.235	by Boston College vs. NJIT..... (12x51).....	J5
.246	by Wake Forest vs. East Carolina..... (14x57).....	N15
.255	by North Carolina vs. NC Central..... (14x55).....	N11

#### Three-Point Field Goals

18	Duke (32 att) vs. Radford.....	N21
15	Duke (26 att) vs. Long Beach State.....	D29
15	Miami (31 att) vs. South Carolina State.....	D12
14	Miami (27 att) vs. Nova SE.....	N16
14	Clemson (30 att) vs. Presbyterian.....	N13

#### Assists

29	Georgia Tech vs. Kentucky State.....	J30
29	North Carolina vs. NC Central.....	N11
28	Florida State vs. UT-Martin.....	D22
27	Duke vs. Gardner-Webb.....	D15
27	Maryland vs. Charleston Southern.....	N13

#### Steals

19	Clemson vs. Liberty.....	N17
19	Clemson vs. Presbyterian.....	N13
18	Georgia Tech vs. Winston-Salem State.....	D28
17	NC State vs. Georgia Tech.....	F6
17	Georgia Tech vs. Florida A&M.....	N14

#### Blocked Shots

16	Wake Forest vs. UNC Greensboro.....	D28
15	Virginia Tech vs. VMI.....	D9
14	NC State vs. New Orleans.....	N29
13	Florida State vs. Mercer.....	N21
12	3 times	

# 2009-10 ACC Basketball

## Vs. Non-Conference

(153-39; .797)

Conferences	2009-10	All-Time
America East	4-1	72-8
Atlantic Sun	7-0	117-4
Atlantic 10	6-6	178-69
Big 12	4-3	40-26
Big East	10-5	184-130
Big Sky	0-0	10-2
Big South	13-0	218-8
Big Ten	8-9	209-152
Big West	2-0	29-10
Colonial	8-2	153-20
Conference USA	8-1	51-28
Horizon	4-0	51-16
Ivy League	3-1	149-30
Metro Atlantic	4-0	71-5
Mid-American	1-0	43-20
Mid-Eastern	7-0	175-5
Missouri Valley	0-1	33-20
Mountain West	0-0	18-5
Northeast	2-0	82-3
Ohio Valley	3-0	69-8
Pacific-10	3-2	113-74
Patriot	1-0	46-2
Southeastern	8-6	289-249
Southern	13-1	729-182
Southland	1-0	19-0
Southwestern	2-0	32-1
Summitt	2-0	23-4
Sun Belt	4-0	94-12
West Coast	3-1	43-20
Western Athletic	1-0	67-18
Others	19-0	
<b>Totals</b>	<b>153-39</b>	<b>(.797)</b>

Home	98-10
Road	24-14
Neutral	31-15

## Close Encounters

### 1-2-3-4-5 Point & OT Games

Team	ACC	Non-ACC	Overall
Boston College	4-5	2-2	6-7
Clemson	2-3	2-1	4-5
Duke	3-1	1-1	4-2
Florida State	6-2	3-0	9-2
Georgia Tech	8-5	1-1	9-6
Maryland	3-2	0-2	3-4
Miami	3-5	1-0	4-5
North Carolina	0-4	4-2	4-6
NC State	2-3	4-2	6-5
Virginia	0-2	2-3	2-5
Virginia Tech	4-3	2-0	6-3
Wake Forest	3-3	4-0	7-3

### Overtime Games

Virginia Tech (74) vs. Delaware (66)	OT	N28
<b>Florida State (66) vs. Georgia Tech (59)</b>	<b>OT</b>	<b>D20</b>
Wake Forest (74) vs. Richmond (68)	OT	D31
Virginia Tech (103) vs. Seton Hall (94)	OT	J2
Florida (62) vs. NC State (61)	OT	J3
Wake Forest (96) vs. Xavier (92)	2OT	J3
Charleston (82) vs. North Carolina (79)	OT	J4
<b>Wake Forest (85) vs. Maryland (82)</b>	<b>OT</b>	<b>J12</b>
<b>Virginia Tech (76) vs. Virginia (71)</b>	<b>OT</b>	<b>J28</b>
<b>Wake Forest (64) vs. Virginia (61)</b>	<b>OT</b>	<b>F6</b>
<b>Maryland (104) vs. Virginia Tech (100)</b>	<b>2OT</b>	<b>F27</b>
Wake Forest (81) vs. Texas (80)	OT	M18
North Carolina (68) vs. Rhode Island (67)	OT	M30

## Double-Doubles

Player, School	'09-10		
	Career	ACC	Total
Al-Farouq Aminu, WF	29	10	19
Gani Lawal, GT	27	5	12
Derrick Favors, GT	11	7	11
Ed Davis, UNC	13	2	10
Trevor Booker, Clem.	32	3	9
Jeff Allen, VT	28	4	9
Mike Scott, Uva	18	5	8
Jordan Williams, Md.	8	4	8
Dwayne Collins, Miami	21	3	7
Kyle Singler, Duke	19	5	7
Tracy Smith, NCS	8	2	6
Deon Thompson, UNC	9	0	6
Chas McFarland, WF	8	3	5
Brian Zoubek, Duke	6	1	4
Corey Raji, BC	6	1	4
Greivis Vasquez, Md.	12	2	3
Soloman Alabi, FSU	5	2	3
Chris Singleton, FSU	5	2	3
Dennis Horner, NCS	3	3	3
Jerai Grant, Clem.	3	2	3
Reggie Jackson, BC	3	1	3
Miles Plumlee, Duke	3	1	3
Joe Trapani, BC	8	0	2
L.D. Williams, WF	6	1	2
Ishmael Smith, WF	5	0	2
Tanner Smith, Clem.	2	0	2
Julian Gamble, Miami	2	1	1
Terrell Bell, VT	1	1	1
Marcus Ginyard, UNC	1	1	1
John Henson, UNC	1	1	1
Richard Howell, NCS	1	1	1
Tyler Zeller, UNC	1	1	1
Victor Davila, VT	1	0	1
Larry Drew, UNC	1	0	1
Will Graves, UNC	1	0	1
Eric Hayes, Md.	1	0	1
Sylen Landesberg, Uva	1	0	1
Landon Milbourne, Md.	1	0	1
Sean Mosley, Md.	1	0	1
Jon Scheyer, Duke	1	0	1
<b>Lance Thomas, Duke</b>	<b>1</b>	<b>0</b>	<b>1</b>
Rakim Sanders, BC	3	0	0
Cyrus McGowan, Miami	2	0	0
Iman Shumpert, GT	2	0	0
Zachery Peacock, GT	2	0	0
Eric Hayes, Md.	1	0	0
Josh Southern, BC	1	0	0
J.T. Thompson, VT	1	0	0

### Double-Figure Scoring Streaks

Greivis Vasquez, Sr., Maryland	29
Derrick Favors, Fr., Georgia Tech	11
Nolan Smith, Jr., Duke	11
Dorenzo Hudson, Jr., Virginia Tech	10
Eric Hayes, Sr., Maryland	8

### ACC Record:

86 by Jeff Mullins, Duke (1962-64)

## By the Numbers

### Field Goal Percentage

School	50+%	-50%
Boston College	6-1	9-15
Clemson	8-1	13-10
Duke	7-0	28-5
Florida State	8-0	14-10
Georgia Tech	10-2	13-11
Maryland	11-1	13-8
Miami	11-2	9-11
North Carolina	9-0	11-17
NC State	9-0	11-16
Virginia	7-1	8-15
Virginia Tech	4-0	21-9
Wake Forest	10-0	10-11

### Rebounds

School	More	Tied	Less
Boston College	12-8	1-0	2-8
Clemson	15-4	0-1	6-6
Duke	30-2	0-0	5-3
Florida State	20-4	0-0	2-6
Georgia Tech	17-7	0-0	6-6
Maryland	14-1	1-0	9-7
Miami	16-4	0-1	4-8
North Carolina	18-8	1-0	1-9
NC State	11-6	1-1	8-9
Virginia	10-2	1-0	4-14
Virginia Tech	14-3	0-0	10-6
Wake Forest	15-2	1-0	4-9

### Turnovers

School	Fewer	Tied	More
Boston College	7-5	0-0	9-10
Clemson	14-6	4-0	3-5
Duke	28-4	3-0	4-1
Florida State	12-2	0-1	10-7
Georgia Tech	9-2	2-0	12-11
Maryland	18-6	1-0	5-3
Miami	10-5	1-0	9-8
North Carolina	8-5	1-0	11-12
NC State	13-4	1-4	6-8
Virginia	12-7	1-2	3-7
Virginia Tech	15-5	1-2	8-2
Wake Forest	8-5	2-1	10-5

### Halftime

School	Lead	Tied	Trail
Boston College	14-5	0-1	1-10
Clemson	19-2	0-2	2-7
Duke	30-1	2-0	3-4
Florida State	18-2	2-0	2-7
Georgia Tech	19-1	0-2	4-10
Maryland	20-0	0-0	4-9
Miami	18-3	0-1	2-9
North Carolina	17-3	2-0	1-14
NC State	15-5	1-0	4-11
Virginia	10-5	0-1	5-10
Virginia Tech	19-4	2-0	4-5
Wake Forest	15-2	2-0	3-9

# 2009-10 ACC Basketball

## Career Charts

### ACC Career Assist Leaders

Player, School	Years	Total
1. Bobby Hurley, Duke	1990-93	1,076
2. Chris Corchiani, NCS	1988-91	1,038
3. Ed Cota, UNC	1997-00	1,030
4. Steve Blake, Md.	2000-03	972
5. Grayson Marshall, Clem.	1985-88	857
6. Chris Duhon, Duke	2001-04	819
7. Tyrone Bogues, WF	1984-87	781
<b>8. Greivis Vasquez, Md.</b>	<b>2007-**</b>	<b>772</b>
9. Kenny Smith, UNC	1984-87	768
10. Sidney Lowe, NCS	1980-83	762
11. Phil Ford, UNC	1975-78	753
12. Drew Barry, GT	1993-96	724
13. Tommy Amaker, Duke	1984-87	708
14. Raymond Felton, UNC	2003-05	698
15. Travis Best, GT	1992-95	692
16. Delvon Arrington, FSU	1998-02	688
17. John Crotty, UVa	1988-91	683
18. Craig Neal, GT	1984-88	659
19. Keith Gatlin, Md.	1984-88	649
20. Jason Williams, Duke	1999-02	644
21. Derrick Phelps, UNC	1991-94	637
22. King Rice, UNC	1988-91	629
<b>23. Ishmael Smith, WF</b>	<b>2007-**</b>	<b>612</b>
24. Ty Lawson, UNC	2007-09	608
25. Jeff Jones, UVa	1979-82	598
26. Edward Scott, Clem.	2000-03	595
27. Tyrese Rice, BC	2006-09	594

### ACC Career 3-Point Field Goals

Player, School	Years	3FG
1. J.J. Redick, Duke	2003-06	457
2. Curtis Staples, UVa	1995-98	413
3. Dennis Scott, GT	1988-90	351
4. Trajan Langdon, Duke	1995,96-99	342
5. Randolph Childress, WF	1991,93-95	329
6. Rodney Monroe, NC State	1988-91	322
7. Justin Gray, WF	2003-06	319
8. Jason Williams, Duke	2000-02	313
9. Tony Akins, GT	1998-02	301
<b>10. Jon Scheyer, Duke</b>	<b>2008-**</b>	<b>297</b>
11. Robert O'Kelley, WF	1998-01	288
12. Jack McClinton, Miami	2007-09	286
13. Bobby Hurley, Duke	1990-93	264
14. Terrell McIntyre, Clem.	1995-99	259
15. Anthony Morrow, GT	2005-08	258
Travis Best, GT	1992-95	258
17. Craig Dawson, WF	1998-02	255
James Collins, FSU	1994-97	255
19. Tony Rutland, WF	1995-98	247
20. Shane Battier, Duke	1998-01	246
21. Cliff Hammonds, Clem.	2005-08	244
22. Juan Dixon, Md.	1998-02	239
23. Marvin Lewis, GT	2001-04	239
24. Harold Deane, UVa	1994-97	237
25. Shammond Williams, UNC	1994-98	233
<b>26. Greivis Vasquez, Md.</b>	<b>2008-**</b>	<b>230</b>
27. Engin Atsur, NCS	2004-07	223

### ACC Active Career Leaders

#### Points Scored

Greivis Vasquez, Sr., Maryland	2,171
Jon Scheyer, Sr., Duke	2,039
Kyle Singler, Jr., Duke	1,727
Trevor Booker, Sr., Clemson	1,725
Malcolm Delaney, Jr., Virginia Tech	1,618
Deon Thompson, Sr., North Carolina	1,385
Jeff Allen, Jr., Virginia Tech	1,248
Dwayne Collins, Sr., Miami	1,245
Eric Hayes, Sr., Maryland	1,201
Gani Lawal, Jr., Georgia Tech	1,167
Nolan Smith, Jr., Duke	1,115
Ishmael Smith, Sr., Wake Forest	1,114
Landon Milbourne, Sr., Maryland	1,104
James Dews, Sr., Miami	1,090
Rakim Sanders, Jr., Boston College	1,048
Zachery Peacock, Sr., Georgia Tech	1,009
L.D. Williams, Sr., Wake Forest	1,005

#### Rebounds

Trevor Booker, Sr., Clemson	1,060
Dwayne Collins, Sr., Miami	879
Jeff Allen, Jr., Virginia Tech	781
Kyle Singler, Jr., Duke	744
Deon Thompson, Sr., North Carolina	720
Gani Lawal, Jr., Georgia Tech	712
Greivis Vasquez, Sr., Maryland	647
Chas McFarland, Sr., Wake Forest	594
Al-Farouq Aminu, So., Wake Forest	585
Brian Zoubek, Sr., Duke	579

#### Assists

Greivis Vasquez, Sr., Maryland	772
Ishmael Smith, Sr., Wake Forest	612
Eric Hayes, Sr., Maryland	513
Jon Scheyer, Sr., Duke	429
Malcolm Delaney, Jr., Virginia Tech	406
Demontez Stitt, Jr., Clemson	312

#### Blocked Shots

Trevor Booker, Sr., Clemson	249
Solomon Alabi, Jr., Florida State	150
Deon Thompson, Sr., North Carolina	139
Ed Davis, So., North Carolina	129
Gani Lawal, Jr., Georgia Tech	127
Jeff Allen, Jr., Virginia Tech	125
Jerai Grant, Jr., Clemson	119
Chas McFarland, Sr., Wake Forest	114

#### Steals

Jon Scheyer, Sr., Duke	203
Greivis Vasquez, Sr., Maryland	191
Jeff Allen, Jr., Virginia Tech	189
Ishmael Smith, Sr., Wake Forest	153
Marcus Ginyard, Sr., North Carolina	153
Trevor Booker, Sr., Clemson	144
L.D. Williams, Sr., Wake Forest	136
Kyle Singler, Jr., Duke	133
Eric Hayes, Sr., Maryland	130
Chris Singleton, So., Florida State	127
D'Andre Bell, Sr., Georgia Tech	123

### ACC Active Per Game Statistical Leaders

#### Points Per Game

Sylvan Landesberg, So., Virginia	16.9
Greivis Vasquez, Sr., Maryland	16.0
Malcolm Delaney, Jr., Virginia Tech	15.9
Kyle Singler, Jr., Duke	15.9
Al-Farouq Aminu, So., Wake Forest	14.4
Jon Scheyer, Sr., Duke	14.4
Joe Trapani, Jr., Boston College	13.8
Trevor Booker, Sr., Clemson	12.9
Jeff Allen, Jr., Virginia Tech	12.5
Rakim Sanders, Boston College	11.9

*minimum of 50 games played*

#### Rebounds

Al-Farouq Aminu, So., Wake Forest	9.4
Trevor Booker, Sr., Clemson	7.9
Jeff Allen, Jr., Virginia Tech	7.8
Ed Davis, So., North Carolina	7.7
Gani Lawal, Jr., Georgia Tech	7.2
Dwayne Collins, Sr., Miami	7.0
Kyle Singler, Jr., Duke	6.9
Mike Scott, Jr., Virginia	6.6
Joe Trapani, Jr., Boston College	6.5
Solomon Alabi, So., Florida State	5.9

*minimum of 50 games played*

### ACC Career Free Throw Percentage

Player, School	Years	Pct.
1. J.J. Redick, Duke	2003-06	.912
2. Jack McClinton, Miami	2007-08	.900
3. Charlie Davis, WF	1969-71	.873
4. Roger Mason, UVa	2000-02	.869
5. Trajan Langdon, Duke	1995,96-99	.8616
<b>6. Jon Scheyer, Duke</b>	<b>2007-**</b>	<b>.8611</b>
7. Greg Manning, Md.	1978-81	.8583
8. Jackie Murdock, WF	1955-57	.8579
9. Chris McCray, Md.	2003-06	.8540
10. Paul Long, WF	1966-67	.8507
11. Juan Dixon, Md.	1999-02	.8503
12. Mark Price, GT	1983-86	.8497
13. Jim Sutherland, Clem.	1965-67	.8496
14. Jeff Lamp, UVa	1978-81	.8489
15. Shammond Williams, UNC	1995-98	.8488
16. Taron Downey, WF	2002-05	.8464
17. Sean Singletary, UVa	2005-08	.8463
<b>18. Malcolm Delaney, VT</b>	<b>2008-**</b>	<b>.8438</b>
19. Tom Emma, Duke	1980-83	.8425
20. Jeff Lebo, UNC	1986-89	.839
21. Marvin Lewis, GT	2001-04	.8384
22. Chris Paul, WF	2004-05	.8383
23. Rodney Monroe, NCS	1988-91	.8361
24. Scotti Ward, USC	1961-63	.8358
25. Dennis Wuycik, UNC	1970-72	.834

*(minimum two years played, 200 free throws or 2.5 made per game)*

# 2009-10 ACC Basketball

## ACC Coaching Records

Coach, School	All Years	All W-L	School Years	School W-L	ACC W-L	ACC Road W-L	ACC Home W-L	ACC Tourn W-L
Al Skinner, BC	22	385-291	13	247-165	45-44	15-25	25-16	5-5
Oliver Purnell, Clem.	22	394-279	7	138-88	53-69	16-41	34-21	3-7
Mike Krzyzewski, Duke	37	868-279	30	795-220	358-151	134-87	175-47	49-17
Leonard Hamilton, FSU	22	353-316	8	153-106	62-79	18-46	39-25	5-8
Paul Hewitt, GT	13	243-171	10	177-144	76-103	19-61	48-32	9-10
Gary Williams, Md.	32	649-366	21	442-238	202-167	72-94	113-54	17-19
Frank Haith, Miami	6	108-86	6	108-86	42-65	11-37	26-22	5-6
Roy Williams, UNC	22	614-155	7	196-54	86-40	35-21	42-14	9-5
Sidney Lowe, NCS	4	71-62	4	71-62	25-48	6-26	14-18	5-4
Tony Bennett, UVa	4	84-49	1	15-16	6-12	2-6	3-5	1-1
Seth Greenberg, VT	21	345-264	7	132-94	51-54	17-31	31-17	3-6
Dino Gaudio, WF	10	129-155	3	61-31	27-24	7-17	20-4	0-3

### Total Games Coached In ACC

Totals reflect years coached in ACC only

Coach, School	Total
1. Dean Smith, North Carolina	1,133
2. Mike Krzyzewski, Duke	1,015
3. Gary Williams, Maryland	680
4. Bobby Cremins, Georgia Tech	591
5. Charles Driesell, Maryland	507
Terry Holland, Virginia	507
7. Norman Sloan, NC State	393
8. Frank McGuire, UNC & USC	372
Dave Odom, Wake Forest	372
10. Carl Tacy, Wake Forest	371
11. Bud Millikan, Maryland	353
12. Jim Valvano, NC State	323
Herb Sendek, NC State	323
14. Paul Hewitt, Georgia Tech	321
15. Cliff Ellis, Clemson	308
16. Vic Bubas, Duke	280
17. Everett Case, NC State	279
18. Bill Gibson, Virginia	278
19. Bill Foster, Clemson	262
20. Leonard Hamilton, Florida State	259
21. Roy Williams, North Carolina	250
Jeff Jones, Virginia	250
23. Oliver Purnell, Clemson	226
24. Horace McKinney, Wake Forest	216
25. Pete Gillen, Virginia	211
26. Press Maravich, Clem. & NCS	202

### ACC Coaches No. 1 in AP Poll

Coach, School	Total
Mike Krzyzewski, Duke	93
Dean Smith, North Carolina	60
Roy Williams, North Carolina	23
Terry Holland, Virginia	12
Frank McGuire, UNC & USC	12
Norm Sloan, NC State	12
Bill Guthridge, North Carolina	10
Bill Foster, Duke	10
Vic Bubas, Duke	8
Matt Doherty, North Carolina	2
Skip Prosser, Wake Forest	2
Everett Case, NC State	1
Bobby Cremins, Georgia Tech	1
Dino Gaudio, Wake Forest	1

### ACC Home Court Victories

Dean Smith, North Carolina	1961-97	197
Mike Krzyzewski, Duke	1981-**	175
Gary Williams, Maryland	1990-**	113
Bobby Cremins, Georgia Tech	1981-00	85
Frank McGuire, UNC/USC	54-61; 65-71	75
Lefty Driesell, Maryland	1970-86	75
Terry Holland, Virginia	1975-90	71
Bud Millikan, Maryland	1954-67	63
Dave Odom, Wake Forest	1990-01	63
Vic Bubas, Duke	1960-69	60

### ACC Home Court Winning Percentage

Harold Bradley, Duke	'54-59	35-5	.875
Vic Bubas, Duke	'60-69	60-9	.870
Dean Smith, UNC	'61-97	197-38	.838
Dino Gaudio, WF	'08-**	20-4	.833
Frank McGuire, UNC/USC	54-61/65-71	75-20	.789
Mike Krzyzewski, Duke	'81-**	175-47	.788
Roy Williams, UNC	'04-**	42-14	.750
Bill Guthridge, UNC	'98-00	18-6	.750
Murray Greason, WF	'54-57	20-7	.741
Jeff Jones, UVa	'91-98	38-14	.731

### ACC Road Game Victories

Mike Krzyzewski, Duke	1981-**	134
Dean Smith, North Carolina	1961-97	133
Gary Williams, Maryland	1990-**	72
Frank McGuire, UNC/USC	54-61; 65-71	55
Vic Bubas, Duke	1960-69	46
Bobby Cremins, Georgia Tech	1981-00	44
Lefty Driesell, Maryland	1970-86	42
Dave Odom, Wake Forest	1990-01	38
Norm Sloan, NC State	1967-80	38
Bud Millikan, Maryland	1954-67	35

### ACC Road Game Winning Percentage

Vic Bubas, Duke	'60-69	46-23	.667
Roy Williams, UNC	'04-**	35-21	.625
Frank McGuire, UNC/USC	54-61/65-71	55-34	.618
Mike Krzyzewski, Duke	'81-**	134-87	.606
Dean Smith, UNC	'61-97	133-92	.591
Bill Guthridge, UNC	'98-00	14-10	.583
Bones McKinney, WF	'58-65	29-27	.518
Harold Bradley, Duke	'54-59	19-19	.500
Murray Greason, WF	'54-57	13-14	.481
Norm Sloan, NCS	'67-80	38-45	.458

minimum of one complete season in the ACC

### Career Victories - All Games

Totals reflect years coached in ACC only

Coach, School	Total
1. Dean Smith, North Carolina	879
2. Mike Krzyzewski, Duke	795
3. Gary Williams, Maryland	442
4. Bobby Cremins, Georgia Tech	354
5. Charles Driesell, Maryland	348
6. Terry Holland, Virginia	326
7. Norman Sloan, NC State	266
8. Frank McGuire, UNC & USC	264
9. Dave Odom, Wake Forest	240
10. Carl Tacy, Wake Forest	222
11. Vic Bubas, Duke	213
12. Jim Valvano, NC State	209
13. Bud Millikan, Maryland	199
14. Roy Williams, North Carolina	196
15. Everett Case, NC State	191
Herb Sendek, NC State	191
17. Cliff Ellis, Clemson	179
18. Paul Hewitt, Georgia Tech	177
19. Bill Foster, Clemson	156
20. Leonard Hamilton, Florida State	153
21. Jeff Jones, Virginia	146
22. Oliver Purnell, Clemson	138
23. Skip Prosser, Wake Forest	126
24. Horace McKinney, Wake Forest	122
25. Bill Gibson, Virginia	120
26. Pete Gillen, Virginia	118
27. Seth Greenberg, Virginia Tech	117

### Career Victories - ACC Games

Regular season & ACC Tournament Games

Coach, School	Total
1. Dean Smith, North Carolina	422
2. Mike Krzyzewski, Duke	358
3. Gary Williams, Maryland	202
4. Frank McGuire, UNC & USC	160
5. Bobby Cremins, Georgia Tech	149
6. Charles Driesell, Maryland	139
7. Terry Holland, Virginia	126
8. Vic Bubas, Duke	128
9. Norman Sloan, NC State	117
10. Dave Odom, Wake Forest	110
11. Bud Millikan, Maryland	105
12. Everett Case, NC State	104
13. Roy Williams, North Carolina	86
14. Herb Sendek, NC State	85
15. Horace McKinney, Wake Forest	81
16. Jim Valvano, NC State	80
17. Carl Tacy, Wake Forest	77
18. Paul Hewitt, Georgia Tech	76
19. Jeff Jones, Virginia	64
20. Leonard Hamilton, Florida State	62
Harold Bradley, Duke	62
22. Cliff Ellis, Clemson	59
23. Skip Prosser, Wake Forest	57
24. Bill Gibson, Virginia	55
25. Oliver Purnell, Clemson	53
26. Seth Greenberg, Virginia Tech	51
Press Maravich, Clem. & NCS	51
28. Pete Gillen, Virginia	47
Bill Foster, Clemson	47
30. Pat Kennedy, Florida State	46

# 2009-10 ACC Basketball

## Per Game Scoring Leaders

Player, Class, Team	NCAA	G	FG	3FG	FT	Pts.	PG
Malcolm Delaney, Jr., VT	26	33	187	63	230	667	20.2
Greivis Vasquez, Sr., Md.	35	33	220	69	138	647	19.6
Jon Scheyer, Sr., Duke	40	212	110	194	728	18.2	
Kyle Singler, Jr., Duke	40	228	85	166	707	17.7	
Nolan Smith, Jr., Duke	38	239	60	122	660	17.4	
Sylvan Landesberg, So., UVa	27	166	23	111	466	17.3	
Tracy Smith, Jr., NCS	35	222	0	134	578	16.5	
Al-Farouq Aminu, So., WF	31	167	18	139	491	15.8	
Trevor Booker, Sr., Clem	32	188	9	101	486	15.2	
Dorenzo Hudson, Jr., VT	33	174	35	117	500	15.2	
Joe Trapani, Jr., BC	30	154	51	65	424	14.1	
Deon Thompson, Sr., NC	37	196	0	115	507	13.7	
Ishmael Smith, Sr., WF	31	176	12	44	408	13.2	
Gani Lawal, Jr., GT	36	172	0	127	471	13.1	
Reggie Jackson, So., BC	31	145	32	77	399	12.9	
Landon Milbourne, Sr., Md.	33	169	13	67	418	12.7	
Derrick Favors, Fr., GT	36	179	0	90	448	12.4	
Jeff Allen, Jr., VT	34	156	10	87	409	12.0	
Dwayne Collins, Sr., Miami	29	128	0	91	347	12.0	
Mike Scott, Jr., UVa	28	143	3	46	335	12.0	
Dennis Horner, Sr., NCS	36	151	31	97	430	11.9	
Solomon Alabi, So., FSU	32	133	0	108	374	11.7	
James Dews, Sr., Miami	33	147	52	35	381	11.5	
Demontez Stitt, Jr., Clem	30	119	33	72	343	11.4	
Corey Raji, Jr., BC	29	138	0	56	332	11.4	

**Malcom Delaney** became the first Hokie to win the ACC scoring title ... **Al-Farouq Aminu** is the first Demon Deacon to capture the league's rebounding title since Tim Duncan did so in 1997 ... Maryland's **Greivis Vasquez** finished first in assists per game for the second time in three years ... Florida State's **Solomon Alabi** led the ACC in blocked shots in each of the past two seasons.

### 3-PT Field Goals Per Game

NCAA	G	3FG	PG
Jon Scheyer, Sr., Duke	43	110	2.8
Deividus Dulkys, So., FSU	32	71	2.2
Kyle Singler, Jr., Duke	40	85	2.1
Greivis Vasquez, Sr., Md.	33	69	2.1
Adrian Thomas, Sr., Miami	33	67	2.0
Will Graves, Jr., NC	36	73	2.0
Sammy Zeglinski, So., UVa	31	61	2.0
Eric Hayes, Sr., Md.	33	64	1.9
Malcolm Delaney, Jr., VT	33	63	1.9
Andre Young, So., Clem	32	60	1.9

### Blocked Shots Per Game

NCAA	G	Blk.	PG	
Solomon Alabi, So., FSU	24	32	75	2.3
Derrick Favors, Fr., GT	46	36	74	2.1
Jerai Grant, Jr., Clem	31	54	54	1.7
John Henson, Fr., NC	37	60	60	1.6
Chris Singleton, So., FSU	32	48	48	1.5
Al-Farouq Aminu, So., WF	31	44	44	1.4
Trevor Booker, Sr., Clem	32	45	45	1.4
Gani Lawal, Jr., GT	36	49	49	1.4
Jeff Allen, Jr., VT	34	42	42	1.2
Landon Milbourne, Sr., Md.	33	39	39	1.2

### Field Goal Percentage

NCAA	G	FGs	Pct.	
Tracy Smith, Jr., NCS	45	35	222-424	.524
Trevor Booker, Sr., Clem	50	32	188-361	.521
Mike Scott, Jr., UVa	28	143-283	.505	
Landon Milbourne, Sr., Md.	33	169-341	.496	
Deon Thompson, Sr., NC	37	196-404	.485	
Al-Farouq Aminu, So., WF	31	167-374	.447	
Sylvan Landesberg, So., UVa	27	166-375	.443	
Nolan Smith, Jr., Duke	38	239-542	.441	
Dorenzo Hudson, Jr., VT	33	174-398	.437	
Joe Trapani, Jr., BC	30	154-353	.436	

### Rebounds Per Game

NCAA	G	Reb.	PG	
Al-Farouq Aminu, So., WF	12	31	332	10.7
Jordan Williams, Fr., Md.	33	284	8.6	
Gani Lawal, Jr., GT	36	305	8.5	
Derrick Favors, Fr., GT	36	303	8.4	
Trevor Booker, Sr., Clem	32	268	8.4	
Dwayne Collins, Sr., Miami	29	225	7.8	
Brian Zoubek, Sr., Duke	40	309	7.7	
Jeff Allen, Jr., VT	34	253	7.4	
Tracy Smith, Jr., NCS	35	256	7.3	
Mike Scott, Jr., UVa	28	201	7.2	

### Offensive Rebounds Per Game

G	Reb	PG	
Al-Farouq Aminu, So., WF	31	133	4.3
Brian Zoubek, Sr., Duke	40	143	3.6
Corey Raji, Jr., BC	29	90	3.1
Derrick Favors, Fr., GT	36	108	3.0
Dwayne Collins, Sr., Miami	29	85	2.9
Gani Lawal, Jr., GT	36	105	2.9
Jordan Williams, Fr., Md.	33	94	2.9
Deon Thompson, Sr., NC	37	105	2.8
Trevor Booker, Sr., Clem	32	89	2.8
Solomon Alabi, So., FSU	32	79	2.5

### Free Throw Percentage

NCAA	G	FTs	Pct.	
Jon Scheyer, Sr., Duke	19	40	194-221	.878
Greivis Vasquez, Sr., Md.	38	33	138-161	.857
Malcolm Delaney, Jr., VT	33	230-273	.842	
C.J. Harris, Fr., WF	31	108-130	.831	
Sean Mosley, So., Md.	32	86-106	.811	
Sylvan Landesberg, So., UVa	27	111-137	.810	
Kyle Singler, Jr., Duke	40	166-208	.798	
Solomon Alabi, So., FSU	32	108-136	.794	
Reggie Johnson, Fr., Miami	32	84-107	.785	
Dennis Horner, Sr., NCS	36	97-124	.782	

### Assists Per Game

NCAA	G	Ast.	PG	
Greivis Vasquez, Sr., Md.	5	33	208	6.3
Ishmael Smith, Sr., WF	6	31	185	6.0
Larry Drew II, So., NC	8	37	221	6.0
Jon Scheyer, Sr., Duke	40	194	4.9	
Reggie Jackson, So., BC	31	139	4.5	
Malcolm Delaney, Jr., VT	33	147	4.5	
Biko Paris, Jr., BC	31	126	4.1	
Iman Shumpert, So., GT	30	120	4.0	
Eric Hayes, Sr., Md.	33	131	4.0	
Derwin Kitchen, Jr., FSU	31	122	3.9	

### Assist-to-Turnover Ratio

NCAA	Ast	TO	Ratio	
Jon Scheyer, Sr., Duke	4	194	65	2.98:1
Eric Hayes, Sr., Md.	21	131	52	2.52:1
Ishmael Smith, Sr., WF	185	95	1.95:1	
Greivis Vasquez, Sr., Md.	208	111	1.87:1	
Larry Drew II, So., NC	221	121	1.83:1	
Malcolm Grant, So., Miami	117	66	1.77:1	
Derwin Kitchen, Jr., FSU	122	69	1.77:1	
Reggie Jackson, So., BC	139	80	1.74:1	
Biko Paris, Jr., BC	126	76	1.66:1	
Nolan Smith, Jr., Duke	114	69	1.65:1	

### 3-Pt FG Percentage

NCAA	G	FGs	Pct.	
Adrian Thomas, Sr., Miami	33	67-159	.421	
Kyle Singler, Jr., Duke	40	85-213	.399	
Deividus Dulkys, So., FSU	32	71-179	.397	
Jon Scheyer, Sr., Duke	48	40	110-287	.383
Will Graves, Jr., NC	36	73-197	.371	
Greivis Vasquez, Sr., Md.	33	69-192	.359	

### Steals Per Game

NCAA	G	Stl.	PG	
Chris Singleton, So., FSU	20	32	71	2.2
Iman Shumpert, So., GT	48	30	58	1.9
Jeff Allen, Jr., VT	34	59	59	1.7
Greivis Vasquez, Sr., Md.	33	56	56	1.7
Andre Young, So., Clem	32	54	54	1.7
Ishmael Smith, Sr., WF	31	52	52	1.7
Jon Scheyer, Sr., Duke	40	65	65	1.6
Derwin Kitchen, Jr., FSU	31	47	47	1.5
Demontez Stitt, Jr., Clem	30	44	44	1.5
Al-Farouq Aminu, So., WF	31	44	44	1.4

### Minutes Per Game

G	Min.	PG	
Ishmael Smith, Sr., WF	31	1140	36.8
Jon Scheyer, Sr., Duke	40	1470	36.8
Kyle Singler, Jr., Duke	40	1436	35.9
Malcolm Delaney, Jr., VT	33	1183	35.9
Nolan Smith, Jr., Duke	38	1349	35.5
Dorenzo Hudson, Jr., VT	33	1155	35.0
Greivis Vasquez, Sr., Md.	33	1120	33.9
Sylvan Landesberg, So., UVa	27	868	32.2
Tracy Smith, Jr., NCS	35	1122	32.1
Chris Singleton, So., FSU	32	1005	31.4

To be ranked, a player must have played in 75% of their team's games. Minimums - Field Goal Percentage (5 made PG); Free Throw Percentage (2.5 made PG); 3-Point Field Goal Percentage (2.0 made PG); Assist to Turnover Ratio (3.0 assists PG).

# 2009-10 ACC Basketball

Scoring Offense					3-Pt. FG Pct.					Turnover Margin							
NCAA	G	W-L	Pts.	PG	NCAA	G	3FG	FGA	Pct.	NCAA	G	Own	Opp.	Mar.			
Maryland	12	33	24-9	2629	79.7	Duke	29	40	301	782	.385	Maryland	17	33	11.6	15.1	3.5
Duke	23	40	35-5	3079	77.0	Maryland	30	33	195	510	.382	Duke	20	40	11.0	14.2	3.2
North Carolina	49	37	20-17	2758	74.5	Miami	71	33	245	670	.366	Virginia Tech	27	34	12.3	15.4	3.1
Clemson	74	32	21-11	2350	73.4	Georgia Tech	80	36	213	587	.363	Clemson	43	32	15.0	17.2	2.2
Wake Forest	86	31	20-11	2257	72.8	Virginia	132	31	177	507	.349	Virginia	103	31	10.7	11.9	1.2
Georgia Tech	87	36	23-13	2621	72.8	Clemson	163	32	216	631	.342	NC State	173	36	13.1	13.2	0.1
Virginia Tech	89	34	25-9	2473	72.7	Florida State	194	32	186	556	.335	Florida State	206	32	16.5	16.0	-0.5
Miami	94	33	20-13	2390	72.4	NC State	197	36	193	580	.333	Miami	209	33	14.1	13.6	-0.5
Boston College	164	31	15-16	2145	69.2	North Carolina	211	37	176	534	.330	Boston College	234	31	12.7	11.7	-1.0
Florida State	189	32	22-10	2183	68.2	Boston College	220	31	159	488	.326	Georgia Tech	246	36	16.4	15.2	-1.2
NC State	227	36	20-16	2398	66.6	Wake Forest	260	31	134	435	.308	Wake Forest	255	31	15.2	13.7	-1.5
Virginia	251	31	15-16	2029	65.5	Virginia Tech	264	34	157	511	.307	North Carolina	257	37	15.2	13.7	-1.5

Scoring Defense					3-Pt. FGs Per Game					Assist/TO Ratio						
NCAA	G	W-L	Pts.	PG	NCAA	G	Stl.	PG	Pct.	NCAA	G	Own	Opp.	Mar.		
Florida State	19	32	22-10	1932	60.4	Duke	57	40	301	7.5	Maryland	9	33	16.5	11.6	1.42:1
Duke	28	40	35-5	2439	61.0	Miami	58	33	245	7.4	Duke	29	40	13.9	11.0	1.26:1
Virginia	54	31	15-16	1971	63.6	Clemson	104	32	216	6.8	Virginia	34	31	13.0	10.7	1.21:1
NC State	69	36	20-16	2322	64.5	Georgia Tech	191	36	213	5.9	Boston College	42	31	15.0	12.7	1.18:1
Clemson	72	32	21-11	2065	64.5	Maryland	193	33	195	5.9	North Carolina	107	37	15.5	15.2	1.02:1
Miami	77	33	20-13	2136	64.7	Florida State	205	32	186	5.8	NC State	114	36	13.4	13.1	1.02:1
Virginia Tech	86	34	25-9	2215	65.1	Virginia Tech	217	31	177	5.7	Miami	137	33	14.0	14.1	0.99:1
Georgia Tech	100	36	23-13	2365	65.7	NC State	249	36	193	5.4	Virginia Tech	141	34	12.2	12.3	0.99:1
Boston College	112	31	15-16	2048	66.1	Boston College	267	31	159	5.1	Clemson	175	32	14.2	15.0	0.94:1
Maryland	178	33	24-9	2254	68.3	North Carolina	294	37	176	4.8	Georgia Tech	236	36	14.1	16.4	0.86:1
Wake Forest	200	31	20-11	2155	69.5	Virginia Tech	301	34	157	4.6	Florida State	246	32	13.9	16.5	0.84:1
North Carolina	259	37	20-17	2661	71.9	Wake Forest	315	31	134	4.3	Wake Forest	280	31	11.9	15.2	0.78:1

Scoring Margin					FG Pct. Defense					Assists Per Game						
NCAA	G	Off.	Def.	Mar.	NCAA	G	FG	FGA	Pct.	NCAA	G	Stl.	PG			
Duke	3	40	77.0	61.0	16.0	Florida State	1	32	660	1752	.377	Maryland	11	33	545	16.5
Maryland	12	33	79.7	68.3	11.4	Georgia Tech	9	36	818	2129	.384	North Carolina	23	37	575	15.5
Clemson	34	32	73.4	64.5	8.9	Wake Forest	12	31	738	1890	.390	Boston College	42	31	465	15.0
Florida State	50	32	68.2	60.4	7.8	Maryland	16	33	808	2052	.394	Clemson	84	32	453	14.2
Miami	52	33	72.4	64.7	7.7	Virginia Tech	32	34	778	1949	.399	Georgia Tech	89	36	508	14.1
Virginia Tech	53	34	72.7	65.1	7.6	Duke	43	40	883	2202	.401	Miami	97	33	461	14.0
Georgia Tech	58	36	72.8	65.7	7.1	Miami	53	33	737	1813	.407	Florida State	100	32	446	13.9
Wake Forest	113	31	72.8	69.5	3.3	North Carolina	71	37	984	2389	.412	Duke	112	40	555	13.9
Boston College	115	31	69.2	66.1	3.1	Clemson	116	32	746	1768	.422	NC State	136	36	483	13.4
North Carolina	117	37	74.5	71.9	2.6	NC State	123	36	841	1990	.423	Virginia	172	31	403	13.0
NC State	138	36	66.6	64.5	2.1	Boston College	196	31	766	1757	.436	Virginia Tech	222	34	414	12.2
Virginia	141	31	65.5	63.6	1.9	Virginia	199	31	732	1678	.436	Wake Forest	241	31	369	11.9

Field Goal Pct.					3-Pt. FG% Defense					Blocked Shots Per Game						
NCAA	G	FG	FGA	Pct.	NCAA	G	3FG	FGA	Pct.	NCAA	G	Blk.	PG			
Maryland	31	33	966	2052	.471	Duke	2	40	158	559	.283	Florida State	10	32	200	6.3
Miami	53	33	843	1820	.463	Wake Forest	8	31	179	613	.292	North Carolina	13	37	208	5.6
Georgia Tech	54	36	948	2064	.459	Clemson	10	32	148	503	.294	Georgia Tech	22	36	190	5.3
Clemson	78	32	851	1878	.453	Virginia Tech	16	34	182	607	.300	Wake Forest	25	31	163	5.3
Florida State	80	32	783	1733	.452	Boston College	21	31	150	497	.302	Clemson	43	32	151	4.7
Boston College	103	31	798	1787	.447	NC State	37	36	162	524	.309	Maryland	48	33	154	4.7
North Carolina	114	37	1012	2292	.442	Georgia Tech	52	36	240	762	.315	Virginia Tech	50	34	158	4.7
Duke	151	40	1048	2374	.441	Florida State	102	32	203	619	.328	Miami	62	33	146	4.4
NC State	176	36	857	1975	.434	Miami	111	33	210	635	.331	NC State	72	36	154	4.3
Wake Forest	177	31	811	1869	.434	Maryland	163	33	221	651	.339	Duke	95	40	162	4.1
Virginia Tech	211	34	851	1994	.427	North Carolina	185	37	284	828	.343	Boston College	149	31	108	3.5
Virginia	213	31	733	1720	.426	Virginia	226	31	180	512	.352	Virginia	248	31	81	2.6

Free Throw Pct.					Rebound Margin					Steals Per Game						
NCAA	G	FT	FTA	Pct.	NCAA	G	Own	Opp.	Mar.	NCAA	G	Stl.	PG			
Duke	6	40	682	899	.759	Duke	12	40	39.0	32.8	6.2	Clemson	8	32	301	9.4
Virginia	18	31	386	516	.748	North Carolina	22	37	41.9	36.6	5.3	Florida State	29	32	267	8.3
Maryland	49	33	502	689	.729	Florida State	25	32	37.8	32.6	5.2	Georgia Tech	41	36	288	8.0
Virginia Tech	82	34	614	856	.717	Wake Forest	33	31	42.1	37.4	4.8	Maryland	67	33	256	7.8
Boston College	87	31	390	545	.716	Georgia Tech	34	36	39.7	35.0	4.8	Wake Forest	119	31	221	7.1
NC State	205	36	491	723	.679	Boston College	35	31	36.3	31.5	4.7	Virginia Tech	131	34	237	7.0
Miami	208	33	459	677	.678	Miami	74	33	35.9	32.8	3.2	Miami	136	33	229	6.9
Clemson	259	32	432	654	.661	Clemson	108	32	36.8	34.8	2.1	North Carolina	155	37	249	6.7
Wake Forest	265	31	501	762	.657	Virginia Tech	139	34	37.6	36.2	1.4	Duke	161	40	264	6.6
Georgia Tech	266	36	512	779	.657	Maryland	171	33	38.5	37.9	0.5	NC State	187	36	234	6.5
North Carolina	274	37	558	854	.653	Virginia	174	31	34.0	33.5	0.5	Virginia	221	31	190	6.1
Florida State	295	32	431	669	.644	NC State	208	36	34.9	35.5	-0.6	Boston College	311	31	155	5.0

# 2009-10 ACC Basketball

## Since 1985, the ACC has:

The most NCAA Tournament wins (251) ... The best NCAA Tournament winning percentage (.666)  
 The most Sweet 16 appearances (66) ... The most Regional Final appearances (36) ... The most Final Four appearances (24)

### NCAA Tournament Win Pct. Since 1985

Conference	Teams	Record	Pct.
Atlantic Coast	134	251-126	.666
Big East	145	226-135	.626
Big 12	75	106-70	.602
Big Ten	146	208-138	.601
SEC	128	178-119	.599
Pac-10	107	132-100	.569

### "Sweet 16s" Since 1985

Conference	App.	Swt 16	Pct.
Atlantic Coast	134	66	.493
Big East	145	62	.428
SEC	128	52	.406
Big 12	75	28	.373
Pac-10	107	39	.364
Big Ten	146	52	.356

## FINAL FOUR NUMBERS

### Final Four Appearances (1997-2010)

Atlantic Coast	13
Big Ten	12
Big East	7
Big 12	6
Pacific-10	6
Southeastern	5
Conference USA	3
Colonial	1
Horizon	1
Western Athletic	1

\*\* The ACC has had at least one team in the Final Four in 19 of the last 23 years.

### Regional Finals Since 1985

Conference	App.	Reg Final	Pct.
Atlantic Coast	134	36	.269
Big 12	75	18	.240
Big East	145	34	.234
SEC	128	26	.203
Big Ten	146	28	.192
Pac-10	107	18	.168

### Final Fours Since 1985

Conference	App.	Final 4	Pct.
Atlantic Coast	134	24	.179
Big Ten	146	18	.123
SEC	128	14	.109
Big East	145	14	.096
Pac-10	107	9	.084
Big 12	75	6	.080

## Final Four Appearances by Conference (1992-2010)

	(16) ACC	(13) Big 10	(12) SEC	(8) Pac 10	(8) Big East	(6) Big 12	(3) Conf. USA	(0) Big West	(1) WAC	(3) Other	Discontinued Conferences		
											(1) Great Midwest	(2) Big Eight	(0) SWC
2010	Duke	Michigan St.			West Virginia					Butler (Horizon)			
2009	N. Carolina	Michigan St.			Connecticut Villanova								
2008	N. Carolina			UCLA		Kansas	Memphis						
2007		Ohio State	Florida	UCLA	Georgetown								
2006			Florida LSU	UCLA					G. Mason (Colonial)				
2005	N. Carolina	Illinois Michigan St.					Louisville						
2004	Duke Georgia Tech				Connecticut	Oklahoma St.							
2003					Syracuse	Texas Kansas	Marquette						
2002	Maryland	Indiana				Kansas Oklahoma							
2001	Duke Maryland	Michigan St.		Arizona									
2000	N. Carolina	Michigan St. Wisconsin	Florida										
1999	Duke	Ohio State Michigan St.			Connecticut								
1998	N. Carolina		Kentucky	Stanford				Utah					
1997	N. Carolina	Minnesota	Kentucky	Arizona									
1996			Kentucky Miss State		Syracuse			UMass (A-10)					
1995	N. Carolina		Arkansas	UCLA								Okla St	
1994	Duke		Arkansas Florida	Arizona									
1993	N. Carolina	Michigan	Kentucky									Kansas	

# 2009-10 ACC Basketball

## 12 National Championships



2010 - Duke




2009 - North Carolina



2005 - North Carolina




2002 - Maryland



2001 - Duke




1993 - North Carolina




1992 - Duke




1991 - Duke



1983 - NC State



1982 - North Carolina



1974 - NC State



1957 - North Carolina

### NCAA Tournament Records

School	App.	Won	Lost	Pct%	1st	2nd	3rd	4th	Title Game	Final Four	Final Eight	"Sweet 16"	Last App.
North Carolina	41	102	39	.723	5	4	6	2	9	18	21	23	2009
Duke	34	94	30	.758	4	6	5	0	10	15	18	21	2010
Maryland	24	38	23	.623	1	0	1	0	1	2	4	12	2010
NC State	22	32	21	.604	2	0	1	0	2	3	6	4	2006
Wake Forest	22	28	22	.560	0	0	1	0	0	1	6	6	2010
Georgia Tech	16	23	16	.590	0	1	1	0	1	2	4	6	2010
Virginia	16	22	16	.579	0	0	2	0	0	2	5	7	2007
Boston College	18	22	19	.537	0	0	0	0	0	0	3	7	2009
Florida State	12	12	12	.500	0	1	0	0	1	1	2	2	2010
Clemson	10	8	10	.444	0	0	0	0	0	0	1	3	2010
Virginia Tech	8	6	8	.429	0	0	0	0	0	0	1	0	2007
Miami	6	4	6	.400	0	0	0	0	0	0	0	1	2008
South Carolina (1954-71)	1	0	2	.000	0	0	0	0	0	0	0	0	1971
<b>Current Members</b>	<b>229</b>	<b>391</b>	<b>224</b>	<b>.636</b>	<b>12</b>	<b>12</b>	<b>17</b>	<b>2</b>	<b>24</b>	<b>44</b>	<b>71</b>	<b>92</b>	
<b>Year by Year (1954-10)</b>	<b>181</b>	<b>350</b>	<b>179</b>	<b>.662</b>	<b>12</b>	<b>10</b>	<b>17</b>	<b>2</b>	<b>21</b>	<b>41</b>	<b>65</b>	<b>92</b>	

### ACC Champion in NCAA Tournament

Year	Champion	NCAA Results	W-L	Year	Champion	NCAA Results	W-L
1954	NC State	3rd in East Region	2-1	1983	NC State	FINAL FOUR - Won NCAA Title	6-0
1955	NC State	Did not compete in NCAA	0-0	1984	Maryland	Lost 2nd Rnd of Midwest Regionals	1-1
1956	NC State	Lost 1st Rnd in East Region	0-1	1985	Georgia Tech	East Region Finalist	2-1
1957	North Carolina	FINAL FOUR - Won NCAA Title	5-0	1986	Duke	FINAL FOUR - 2nd	5-1
1958	Maryland	3rd in East Region	2-1	1987	NC State	Lost 1st Rnd of East Regionals	0-1
1959	NC State	Did not compete in NCAA	0-0	1988	Duke	FINAL FOUR - 3rd	4-1
1960	Duke	East Region Finalist	2-1	1989	North Carolina	Lost Southeast Region Semis	2-1
1961	Wake Forest	East Region Finalist	2-1	1990	Georgia Tech	FINAL FOUR - 3rd	4-1
1962	Wake Forest	FINAL FOUR - 3rd	4-1	1991	North Carolina	FINAL FOUR - 3rd	4-1
1963	Duke	FINAL FOUR - 3rd	3-1	1992	Duke	FINAL FOUR - Won NCAA Title	6-0
1964	Duke	FINAL FOUR - 2nd	3-1	1993	Georgia Tech	Lost 1st Rnd of West Region	0-1
1965	NC State	3rd in Eastern Regionals	1-1	1994	North Carolina	Lost 2nd Rnd of East Region	1-1
1966	Duke	FINAL FOUR - 3rd	3-1	1995	Wake Forest	Lost in East Region Semis	2-1
1967	North Carolina	FINAL FOUR - 4th	2-2	1996	Wake Forest	Lost in Southeast Region Finals	3-1
1968	North Carolina	FINAL FOUR - 2nd	3-1	1997	North Carolina	FINAL FOUR - 3rd	4-1
1969	North Carolina	FINAL FOUR - 4th	2-2	1998	North Carolina	FINAL FOUR - 3rd	4-1
1970	NC State	3rd in Eastern Regionals	1-1	1999	Duke	FINAL FOUR - 2nd	5-1
1971	South Carolina	4th in Eastern Regionals	0-2	2000	Duke	Lost in East Regionals Semis	2-1
1972	North Carolina	FINAL FOUR - 3rd	3-1	2001	Duke	FINAL FOUR - Won NCAA Title	6-0
1973	NC State	Did not compete in NCAA	0-0	2002	Duke	Lost in South Region Semis	2-1
1974	NC State	FINAL FOUR - Won NCAA Title	4-0	2003	Duke	Lost in West Region Semis	2-1
1975	North Carolina	3rd in Eastern Regionals	2-1	2004	Maryland	Lost 2nd Round of West Region	1-1
1976	Virginia	Lost 1st Rnd of Eastern Regionals	0-1	2005	Duke	Lost in Regional Semifinals	2-1
1977	North Carolina	FINAL FOUR - 2nd	4-1	2006	Duke	Lost in Regional Semifinals	2-1
1978	Duke	FINAL FOUR - 2nd	4-1	2007	North Carolina	Lost in East Region Finals	3-1
1979	North Carolina	Lost 1st Rnd of Eastern Regionals	0-1	2008	North Carolina	FINAL FOUR - 3rd	4-1
1980	Duke	Midwest Region Finalist	2-1	2009	Duke	Lost in Regional Semifinals	2-1
1981	North Carolina	FINAL FOUR - 2nd	4-1	2010	Duke	FINAL FOUR - Won NCAA Title	6-0
1982	North Carolina	FINAL FOUR - Won NCAA Title	5-0				

# 2009-10 ACC Basketball

## Year by Year NCAA Tournament

Year	Teams	Swt 16	Reg Fnl	Final Four	W-L
2010	6	1	1	1	9-5
2009	7	2	1	1	9-6
2008	4	1	1	1	6-4
2007	7	1	1	0	7-7
2006	4	2	0	0	6-4
2005	5	3	1	1	12-4
2004	6	3	2	2	14-6
2003	4	2	0	0	5-4
2002	4	2	1	1	10-3
2001	6	2	2	2	11-5
2000	3	2	1	1	7-3
<b>2000-09</b>	<b>50</b>	<b>20</b>	<b>10</b>	<b>9</b>	<b>87-46</b>
1999	3	2	1	1	7-3
1998	5	3	2	1	10-5
1997	6	2	1	1	8-6
1996	6	2	1	0	6-6
1995	4	4	2	1	11-4
1994	5	2	1	1	10-5
1993	6	4	2	1	14-5
1992	5	4	1	1	12-4
1991	6	2	2	2	13-5
1990	5	4	2	2	14-5
<b>1990-99</b>	<b>51</b>	<b>29</b>	<b>15</b>	<b>11</b>	<b>105-48</b>
1989	6	4	2	1	12-6
1988	5	2	2	1	9-5
1987	6	2	1	0	5-6
1986	6	4	2	1	13-6
1985	5	4	3	0	12-5
1984	5	4	2	1	8-5
1983	4	3	3	1	11-3
1982	4	2	1	1	7-3
1981	4	2	2	2	9-4
1980	5	3	2	0	6-5
<b>1980-89</b>	<b>50</b>	<b>30</b>	<b>20</b>	<b>8</b>	<b>92-48</b>
1979	2	0	0	0	0-2
1978	2	1	1	1	4-2
1977	2	2	2	1	6-2
1976	2	0	0	0	0-2
1975	2	2	1	0	4-2
1974	1	-	1	1	4-0
1973	1	-	1	0	1-1
1972	1	-	1	1	3-1
1971	1	-	0	0	0-2
1970	1	-	0	0	1-1
<b>1970-79</b>	<b>15</b>	<b>-</b>	<b>7</b>	<b>4</b>	<b>23-15</b>
1969	1	-	1	1	2-2
1968	1	-	1	1	3-1
1967	1	-	1	1	2-2
1966	1	-	1	1	3-1
1965	1	-	0	0	1-1
1964	1	-	1	1	3-1
1963	1	-	1	1	3-1
1962	1	-	1	1	4-1
1961	1	-	1	0	2-1
1960	1	-	1	0	2-1
<b>1960-69</b>	<b>10</b>	<b>-</b>	<b>9</b>	<b>7</b>	<b>25-12</b>
1959	1	-	0	0	0-1
1958	1	-	0	0	2-1
1957	1	-	1	1	5-0
1956	1	-	0	0	0-1
1955	1	-	0	0	0-1
1954	1	-	0	0	2-1
<b>1954-59</b>	<b>6</b>	<b>-</b>	<b>1</b>	<b>1</b>	<b>9-5</b>

## NCAA Tournament Records by Conferences

The ACC is the winningest conference in NCAA Tournament history ... the current 12 schools are a combined 388-218 (.640) in NCAA Tournament play ... since the ACC's inaugural season in 1953-54, ACC teams in 57 NCAA Tournaments are a combined 347-175 (.665).

### NCAA Tournament Record by Current Conference Membership

Conference	Games	Won	Lost	Pct.
Atlantic Coast	606	388	218	.640
Big 10	521	321	200	.616
Pac 10	412	245	167	.595
Southeastern	463	266	197	.575
Big East	839	472	367	.562
Big 12	516	283	233	.548
Horizon	65	32	33	.492
West Coast	131	61	70	.466
Conference USA	215	99	116	.460
Atlantic 10	299	135	164	.452
Mountain West	236	104	132	.441
Missouri Valley	128	54	74	.422
Ivy League	117	40	77	.342
Mid-American	101	31	70	.307
Patriot League	57	17	40	.298
Colonial	75	21	54	.280
Metro Atlantic	54	15	39	.278
Big Sky	61	16	45	.262
Western Athletic	92	24	68	.261
Big West	31	8	23	.258
Southland	29	7	22	.241
Sun Belt	83	20	63	.241
Southern	54	13	41	.241
Summitt	22	5	17	.227
Atlantic Sun	27	6	21	.222
America East	17	3	14	.176
Big South	24	4	20	.167
Ohio Valley	50	8	42	.160
Southwestern	35	5	30	.143
Mid-Eastern	32	3	29	.094
Northeast	28	2	26	.071

### NCAA Tournament Record by Actual Conference Membership Each Season

Conference	Games	Won	Lost	Pct.
Atlantic Coast	522	347	175	.665
Big East	414	258	156	.623
Big Ten	504	312	192	.619
Pac 10	379	229	150	.604
Big 12	184	110	74	.598
Southeastern	420	245	175	.583
Conference USA	95	50	45	.526
Missouri Valley	180	86	94	.478
Atlantic 10	153	73	80	.477
West Coast	133	63	70	.474
Western Athletic	156	65	91	.417
Horizon	64	26	38	.406
Big West	77	31	46	.403
Colonial	49	19	30	.388
Ivy League	114	40	74	.351
Sun Belt	73	24	49	.329
Southern	98	31	67	.316
Mid-American	95	28	67	.295
Mountain West	36	10	26	.278
Summitt	36	10	26	.278
Southland	43	10	33	.233
Ohio Valley	79	17	62	.215
Big Sky	56	11	45	.196
Metro Atlantic	34	6	28	.176
America East	37	6	31	.162
Southwestern	35	5	30	.143
Big South	21	2	19	.095
Patriot League	21	2	19	.095
Mid-Eastern	32	3	29	.094
Atlantic Sun	33	3	30	.091
Northeast	31	2	29	.065

## Krzyzewski tops NCAA Coaching List

Duke's Mike Krzyzewski leads all active head coaches with 77 NCAA Tournament wins in his career ... North Carolina's Roy Williams is second with 55 wins and Maryland's Gary Williams is tied for seventh with 28 ... Krzyzewski is also the all-time leader in NCAA Tournament victories.

### NCAA Tournament Wins - Active Coaches -

Coach	Current School	Wins
Mike Krzyzewski	Duke	77
Roy Williams	North Carolina	55
Jim Boeheim	Syracuse	44
Jim Calhoun	Connecticut	43
Rick Pitino	Louisville	38
Tom Izzo	Michigan State	35
Gary Williams	Maryland	29
Tubby Smith	Minnesota	29
John Calipari	Kentucky	28
Bill Self	Kansas	25

## Tar Heels NCAA Tournament wins leader

With six victories in last year's tournament, North Carolina moved past Kentucky as the all-time winningest team in NCAA Tournament history ... the Tar Heels are 102-39 overall in 41 NCAA Tournaments ... Duke is third with 96 NCAA post-season wins in 41 appearances.

### NCAA Tournament Wins - Includes Game Vacated -

Coach	Appearances	Wins
North Carolina	41	102
Kentucky	50	101
UCLA	41	96
Duke	34	92
Kansas	38	85
Indiana	35	60
Louisville	36	60
Michigan State	24	52
Syracuse	33	52
Georgetown	26	46

# 2009-10 ACC Basketball

## NCAA Tournament by Actual Conference Membership (1939-2010)

Conference	Years	G	Won	Lost	Pct.	1999	2000	2001	2002	2003	2004	2005	2006	2007	2008	2009	2010
America East	1980-10	37	6	31	.162	0-1	0-1	0-1	0-1	0-1	0-1	1-1	0-1	0-1	0-1	0-1	0-1
Atlantic 10	1977-10	153	73	80	.477	3-3	1-3	4-3	1-1	1-3	6-4	0-1	1-2	1-1	3-3	3-3	2-3
Atlantic Coast	1954-10	522	347	175	.665	7-3	7-3	11-5	10-3	5-4	14-6	12-4	6-4	7-7	6-4	9-6	9-5
Atlantic Sun	1981-10	33	3	30	.091	0-1	0-1	1-1	0-1	0-1	0-1	0-1	0-1	0-1	0-1	0-1	0-1
Big 12	1997-10	184	110	74	.598	4-5	9-6	3-6	13-6	14-6	10-4	6-6	4-4	6-4	12-5	11-6	9-7
Big East	1980-10	414	258	156	.623	10-4	8-5	5-5	6-6	12-3	12-5	7-6	11-8	7-6	11-8	17-7	8-8
Big Sky	1968-10	56	11	45	.196	1-1	0-1	0-1	0-1	0-1	0-1	0-1	1-1	0-1	0-1	0-1	0-1
Big South	1991-10	21	2	19	.095	0-1	0-1	0-1	0-1	1-1	0-1	0-1	0-1	1-1	0-1	0-1	0-1
Big Ten	1939-10	504	312	192	.619	13-7	15-5	10-7	9-5	8-5	3-3	12-5	3-6	9-6	5-4	9-7	9-4
Big West	1970-10	77	31	46	.403	0-1	0-1	1-1	0-1	0-1	1-1	1-2	0-1	0-1	0-1	0-1	0-1
Colonial	1975-10	49	19	30	.388	0-1	0-1	0-1	1-1	0-1	0-1	0-1	4-1	1-2	0-1	0-1	1-1
Conference USA	1996-10	95	50	45	.526	2-4	1-4	3-2	1-3	5-4	5-6	6-4	3-2	3-1	5-1	2-1	0-2
Horizon	1982-10	62	26	38	.403	1-1	0-1	1-1	0-1	2-1	0-1	2-1	1-1	2-2	1-1	1-2	5-1
Ivy League	1939-10	114	40	74	.351	0-1	0-1	0-1	0-1	0-1	0-1	0-1	0-1	0-1	0-1	0-1	2-1
Metro Atlantic	1984-10	34	6	28	.176	0-1	0-1	0-1	1-1	0-1	1-1	0-1	0-1	1-1	1-1	1-1	0-1
Mid-American	1953-10	95	28	67	.295	2-2	0-1	1-1	3-2	1-1	0-1	0-1	0-1	0-1	0-1	0-1	1-1
Mid-Eastern	1981-10	32	3	29	.094	0-1	0-1	1-1	0-1	0-1	1-1	0-1	0-1	0-1	0-1	0-1	0-1
Missouri Valley	1939-10	179	86	94	.478	3-3	0-2	1-2	3-1	0-2	0-2	1-3	4-4	2-2	0-1	0-1	2-1
Mountain West	2000-10	36	10	26	.278	x	1-2	0-1	1-3	1-3	0-3	2-2	0-2	2-2	1-2	0-2	2-4
Northeast	1982-10	31	2	29	.065	0-1	0-1	0-1	0-1	0-1	0-1	0-1	1-1	0-1	0-1	0-1	0-1
Ohio Valley	1953-10	79	17	62	.215	0-1	0-1	0-1	0-1	0-1	0-1	0-1	0-1	0-1	0-1	0-1	1-1
Pacific-10	1939-10	379	229	150	.604	1-4	4-4	12-5	9-6	6-5	1-3	5-4	7-3	10-6	8-6	6-6	3-2
Patriot	1991-10	21	2	19	.095	0-1	0-1	0-1	0-1	0-1	0-1	1-1	1-1	0-1	0-1	0-1	0-1
Southeastern	1939-10	420	245	175	.583	10-6	11-6	5-6	5-6	6-6	7-6	5-5	11-4	11-4	4-6	1-3	6-4
Southern	1939-10	98	31	67	.316	0-1	0-1	0-1	0-1	0-1	0-1	0-1	0-1	0-1	3-1	0-1	0-1
Southland	1969-10	43	10	33	.233	0-1	0-1	0-1	0-1	0-1	0-1	0-1	1-1	0-1	0-1	0-1	0-1
Southwestern	1980-10	35	5	30	.143	0-1	0-1	0-1	0-1	0-1	0-1	0-1	0-1	0-1	0-1	0-1	1-1
Summitt	1986-10	36	10	26	.278	0-1	0-1	0-1	0-1	0-1	0-1	1-1	0-1	0-1	0-1	0-1	0-1
Sun Belt	1977-10	73	24	49	.329	0-1	0-1	0-1	0-1	0-1	0-1	0-1	0-1	0-1	2-2	1-1	0-1
West Coast	1953-10	132	63	70	.474	3-1	3-2	2-1	0-2	1-2	1-1	1-2	2-1	0-1	1-3	2-1	3-2
Western Athletic	1963-10	156	65	91	.417	3-3	3-2	1-2	1-1	1-1	2-2	1-2	0-2	1-1	0-1	0-1	0-2
Independents	1939-10	628	304	324	.484	0-0	0-0	0-0	0-0	0-0	0-0	0-0	0-0	0-0	0-0	0-0	0-0

**GAMES VACATED BY CONFERENCE:** Atlantic Coast (3-4); Atlantic 10(4-1); Big East (2-1); Big Eight (3-1); Big Ten (7-5); Big West (3-3); Metro (9-5); Middle Atlantic (3-1); Ohio Valley (5-3); Pacific Coast (6-3); Pacific-10 (9-8); Southeastern (8-5); Southern (0-1); Southland (3-3); Southwest (2-1); West Coast (0-1); Independents (11-6).

## NCAA Tournament Records by Discontinued Conferences

Conference	Years	App	Won	Lost	Pct	Conference	Years	App	Won	Lost	Pct
American South	1987-91	3	1	3	.250	Little Three	1955	1	0	1	.000
Big Eight	1939-96	104	137	109	.559	Metro	1984-95	44	48	42	.533
Border	1951-62	12	2	12	.143	North Atlantic	1975-97	17	5	17	.227
East Coast	1959-95	33	12	37	.245	President's Athletic	1956	1	1	2	.333
ECAC Upstate	1975-79	4	4	5	.444	Rocky Mountain	1951-60	9	6	11	.353
Florida Intercollegiate	1960	1	0	1	.000	Skyline Eight	1939-62	24	20	34	.370
Great Midwest	1992-95	13	16	13	.552	Southwest (SWC)	1939-96	78	75	89	.457
Indiana Collegiate	1962	1	2	1	.667	Western NY Little 3	1955-57	3	6	3	.667
Kentucky Intercollegiate	1940	1	0	1	.000	Yankee	1951-67	14	3	15	.167

# 2009-10 ACC Basketball

## NCAA Tournament Results by Team

### Boston College (18 appearances; 22-19)

1958	-	0-1	Round of 32 (1st rd)	Donald Martin
1967	-	2-1	Elite Eight (3rd rd)	Bob Cousy
1968	-	0-1	Round of 32 (1st rd)	Bob Cousy
1975	-	1-2	Sweet Sixteen (2nd rd)	Bob Zuffelato
1981	5	2-1	Sweet Sixteen (3rd rd)	Tom Davis
1982	8	3-1	Elite Eight (4th rd)	Tom Davis
1983	4	1-1	Sweet Sixteen (3rd rd)	Gary Williams
1985	11	2-1	Sweet Sixteen (3rd rd)	Gary Williams
1994	9	3-1	Elite Eight (4th rd)	Jim O'Brien
1996	11	1-1	Round of 32 (2nd rd)	Jim O'Brien
1997	5	1-1	Round of 32 (2nd rd)	Jim O'Brien
2001	3	1-1	Round of 32 (2nd rd)	Al Skinner
2002	11	0-1	Round of 64 (1st rd)	Al Skinner
2004	6	1-1	Round of 32 (2nd rd)	Al Skinner
2005	4	1-1	Round of 32 (2nd rd)	Al Skinner
2006	4	2-1	Sweet Sixteen (3rd rd)	Al Skinner
2007	7	1-1	Round of 32 (2nd rd)	Al Skinner
2009	7	0-1	Round of 64 (1st rd)	Al Skinner

### Clemson (10 appearances; 8-10)

1980	6	3-1	Elite Eight (4th rd)	Bill C. Foster
1987	4	0-1	Round of 64 (1st rd)	Cliff Ellis
1989	9	1-1	Round of 32 (2nd rd)	Cliff Ellis
1990	5	2-1	Sweet Sixteen (3rd rd)	Cliff Ellis
1996	9	0-1	Round of 64 (1st rd)	Rick Barnes
1997	4	2-1	Sweet Sixteen (3rd rd)	Rick Barnes
1998	6	0-1	Round of 64 (1st rd)	Rick Barnes
2008	5	0-1	Round of 64 (1st rd)	Oliver Purnell
2009	7	0-1	Round of 64 (1st rd)	Oliver Purnell
2010	7	0-1	Round of 64 (1st Rd)	Oliver Purnell

### Duke (34 appearances; 92-30)

1955	-	0-1	Round of 32 (1st rd)	Harold Bradley
1960	-	2-1	Elite Eight (3rd rd)	Vic Bubas
1963	-	3-1	National Semifinals (4th rd)	Vic Bubas
1964	-	3-1	National Championship (5th rd)	Vic Bubas
1966	-	3-1	National Semifinals (4th rd)	Vic Bubas
1978	-	4-1	National Championship (5th rd)	Bill E. Foster
1979	2	0-1	Round of 32 (2nd rd)	Bill E. Foster
1980	4	2-1	Elite Eight (4th rd)	Bill E. Foster
1984	3	0-1	Round of 32 (2nd rd)	Mike Krzyzewski
1985	3	1-1	Round of 32 (2nd rd)	Mike Krzyzewski
1986	1	5-1	National Championship (6th rd)	Mike Krzyzewski
1987	5	2-1	Sweet Sixteen (3rd rd)	Mike Krzyzewski
1988	2	4-1	National Semifinals (5th rd)	Mike Krzyzewski
1989	2	4-1	National Semifinals (5th rd)	Mike Krzyzewski
1990	3	5-1	National Championship (6th rd)	Mike Krzyzewski
<b>1991</b>	<b>2</b>	<b>6-0</b>	<b>NCAA Champion (6th rd)</b>	<b>Mike Krzyzewski</b>
<b>1992</b>	<b>1</b>	<b>6-0</b>	<b>NCAA Champion (6th rd)</b>	<b>Mike Krzyzewski</b>
1993	3	1-1	Round of 32 (2nd rd)	Mike Krzyzewski
1994	2	5-1	National Championship (6th rd)	Mike Krzyzewski
1996	8	0-1	Round of 64 (1st rd)	Mike Krzyzewski
1997	2	1-1	Round of 32 (2nd rd)	Mike Krzyzewski
1998	1	3-1	Elite Eight (4th rd)	Mike Krzyzewski
1999	1	5-1	National Championship (6th rd)	Mike Krzyzewski
2000	1	2-1	Sweet Sixteen (3rd rd)	Mike Krzyzewski
<b>2001</b>	<b>1</b>	<b>6-0</b>	<b>NCAA Champion (6th rd)</b>	<b>Mike Krzyzewski</b>
2002	1	2-1	Sweet Sixteen (3rd rd)	Mike Krzyzewski
2003	3	2-1	Sweet Sixteen (3rd rd)	Mike Krzyzewski
2004	1	4-1	National Semifinals (5th rd)	Mike Krzyzewski
2005	1	2-1	Sweet Sixteen (3rd rd)	Mike Krzyzewski
2006	1	2-1	Sweet Sixteen (3rd rd)	Mike Krzyzewski
2007	6	0-1	Round of 64 (1st rd)	Mike Krzyzewski
2008	2	1-1	Round of 32 (2nd rd)	Mike Krzyzewski
2009	2	2-1	Sweet Sixteen (3rd rd)	Mike Krzyzewski
<b>2010</b>	<b>1</b>	<b>6-0</b>	<b>NCAA Champion (6th rd)</b>	<b>Mike Krzyzewski</b>

### Florida State (12 appearances; 12-12)

1968	-	0-1	Round of 32 (1st rd)	Hugh Durham
1972	-	4-1	National Championship (5th rd)	Hugh Durham
1978	-	0-1	Round of 32 (1st rd)	Hugh Durham
1980	8	1-1	Round of 32 (2nd rd)	Joe Williams
1988	12	0-1	Round of 64 (1st rd)	Pat Kennedy
1989	4	0-1	Round of 64 (1st rd)	Pat Kennedy
1991	7	1-1	Round of 32 (2nd rd)	Pat Kennedy
1992	3	2-1	Sweet Sixteen (3rd rd)	Pat Kennedy
1993	3	3-1	Elite Eight (4th rd)	Pat Kennedy
1998	12	1-1	Round of 32 (2nd rd)	Steve Robinson
2009	5	0-1	Round of 64 (1st rd)	Leonard Hamilton
2010	9	0-1	Round of 64 (1st rd)	Leonard Hamilton

### Georgia Tech (16 appearances; 23-16)

1960	-	1-1	Elite Eight (3rd rd)	Wack Hyder
1985	2	3-1	Elite Eight (4th rd)	Bobby Cremins
1986	2	2-1	Sweet Sixteen (3rd rd)	Bobby Cremins
1987	7	0-1	Round of 64 (1st rd)	Bobby Cremins
1988	5	1-1	Round of 32 (2nd rd)	Bobby Cremins
1989	6	0-1	Round of 64 (1st rd)	Bobby Cremins
1990	4	4-1	National Semifinals (5th rd)	Bobby Cremins
1991	8	1-1	Round of 32 (2nd rd)	Bobby Cremins
1992	7	2-1	Sweet Sixteen (3rd rd)	Bobby Cremins
1993	4	0-1	Round of 64 (1st rd)	Bobby Cremins
1996	3	2-1	Sweet Sixteen (3rd rd)	Bobby Cremins
2001	8	0-1	Round of 64 (1st rd)	Paul Hewitt
2004	3	5-1	National Championship (6th rd)	Paul Hewitt
2005	5	1-1	Round of 32 (2nd rd)	Paul Hewitt
2007	10	0-1	Round of 64 (1st rd)	Paul Hewitt
2010	10	1-1	Round of 32 (2nd rd)	Paul Hewitt

### Maryland (24 appearances; 38-23)

1958	-	2-1	Sweet Sixteen (2nd rd)	Bud Millikan
1973	-	1-1	Elite Eight (3rd rd)	Lefty Driesell
1975	-	2-1	Elite Eight (3rd rd)	Lefty Driesell
1980	2	1-1	Sweet Sixteen (3rd rd)	Lefty Driesell
1981	6	1-1	Round of 32 (2nd rd)	Lefty Driesell
1983	8	1-1	Round of 32 (2nd rd)	Lefty Driesell
1984	3	1-1	Sweet Sixteen (3rd rd)	Lefty Driesell
1985	5	2-1	Sweet Sixteen (3rd rd)	Lefty Driesell
1986	5	1-1	Round of 32 (2nd rd)	Lefty Driesell
1988	7	1-1	Round of 32 (2nd rd)	Bob Wade
1994	10	2-1	Sweet Sixteen (3rd rd)	Gary Williams
1995	3	2-1	Sweet Sixteen (3rd rd)	Gary Williams
1996	7	0-1	Round of 64 (1st rd)	Gary Williams
1997	5	0-1	Round of 64 (1st rd)	Gary Williams
1998	4	2-1	Sweet Sixteen (3rd rd)	Gary Williams
1999	2	2-1	Sweet Sixteen (3rd rd)	Gary Williams
2000	3	1-1	Round of 32 (2nd rd)	Gary Williams
2001	3	4-1	National Semifinals (5th rd)	Gary Williams
<b>2002</b>	<b>1</b>	<b>6-0</b>	<b>NCAA Champion (6th rd)</b>	<b>Gary Williams</b>
2003	6	2-1	Sweet Sixteen (3rd rd)	Gary Williams
2004	4	1-1	Round of 32 (2nd rd)	Gary Williams
2007	4	1-1	Round of 32 (2nd rd)	Gary Williams
2009	10	1-1	Round of 32 (2nd rd)	Gary Williams
2010	4	1-1	Round of 32 (2nd rd)	Gary Williams

### Miami (6 appearances; 4-6)

1960	-	0-1	Round of 32 (1st rd)	Bruce Hale
1998	11	0-1	Round of 64 (1st rd)	Leonard Hamilton
1999	2	1-1	Round of 32 (2nd rd)	Leonard Hamilton
2000	6	2-1	Sweet Sixteen (3rd rd)	Leonard Hamilton
2002	5	0-1	Round of 64 (1st rd)	Perry Clark
2008	7	1-1	Round of 32 (2nd rd)	Frank Haith

# 2009-10 ACC Basketball

## NCAA Tournament Results by Team

### North Carolina (41 appearances; 102-39)

1941	-	0-2	Elite Eight (1st rd)	Bill Lange
1946	-	2-1	National Championship (3rd rd)	Ben Carnevale
1957	-	5-0	<b>NCAA Champion (6th rd)</b>	Frank McGuire
1959	-	0-1	Round of 32 (1st rd)	Frank McGuire
1967	-	2-2	National Semifinals (4th rd)	Dean Smith
1968	-	3-1	National Championship (5th rd)	Dean Smith
1969	-	2-2	National Semifinals (4th rd)	Dean Smith
1972	-	3-1	National Semifinals (4th rd)	Dean Smith
1975	-	2-1	Sweet Sixteen (2nd rd)	Dean Smith
1976	-	0-1	Round of 32 (1st rd)	Dean Smith
1977	-	4-1	National Championship (5th rd)	Dean Smith
1978	-	0-1	Round of 32 (1st rd)	Dean Smith
1979	1	0-1	Round of 32 (2nd rd)	Dean Smith
1980	3	0-1	Round of 32 (2nd rd)	Dean Smith
1981	2	4-1	National Championship (6th rd)	Dean Smith
1982	1	5-0	<b>NCAA Champion (6th rd)</b>	Dean Smith
1983	2	2-1	Elite Eight (4th rd)	Dean Smith
1984	1	1-1	Sweet Sixteen (3rd rd)	Dean Smith
1985	2	3-1	Elite Eight (4th rd)	Dean Smith
1986	3	2-1	Sweet Sixteen (3rd rd)	Dean Smith
1987	1	3-1	Elite Eight (4th rd)	Dean Smith
1988	2	3-1	Elite Eight (4th rd)	Dean Smith
1989	2	2-1	Sweet Sixteen (3rd rd)	Dean Smith
1990	8	2-1	Sweet Sixteen (3rd rd)	Dean Smith
1991	1	4-1	National Semifinals (5th rd)	Dean Smith
1992	4	2-1	Sweet Sixteen (3rd rd)	Dean Smith
1993	1	6-0	<b>NCAA Champion (6th rd)</b>	Dean Smith
1994	1	1-1	Round of 32 (2nd rd)	Dean Smith
1995	2	4-1	National Semifinals (5th rd)	Dean Smith
1996	6	1-1	Round of 32 (2nd rd)	Dean Smith
1997	1	4-1	National Semifinals (5th rd)	Dean Smith
1998	1	4-1	National Semifinals (5th rd)	Bill Guthridge
1999	3	0-1	Round of 64 (1st rd)	Bill Guthridge
2000	8	4-1	National Semifinals (5th rd)	Bill Guthridge
2001	2	1-1	Round of 32 (2nd rd)	Matt Doherty
2004	6	1-1	Round of 32 (2nd rd)	Roy Williams
2005	1	6-0	<b>NCAA Champion (6th rd)</b>	Roy Williams
2006	3	1-1	Round of 32 (2nd rd)	Roy Williams
2007	1	3-1	Elite Eight (4th rd)	Roy Williams
2008	1	4-1	National Semifinals (5th rd)	Roy Williams
2009	1	6-0	<b>NCAA Champion (6th rd)</b>	Roy Williams

### NC State (22 appearances; 32-21)

1950	-	2-1	National Semifinals (2nd rd)	Everett Case
1951	-	1-2	Elite Eight (2nd rd)	Everett Case
1952	-	1-1	Sweet Sixteen (1st rd)	Everett Case
1954	-	2-1	Sweet Sixteen (2nd rd)	Everett Case
1956	-	0-1	Round of 32 (1st rd)	Everett Case
1965	-	1-1	Sweet Sixteen (2nd rd)	Press Maravich
1970	-	1-1	Sweet Sixteen (2nd rd)	Norm Sloan
1974	-	4-0	<b>NCAA Champion (6th rd)</b>	<b>Norm Sloan</b>
1980	4	0-1	Round of 32 (2nd rd)	Norm Sloan
1982	7	0-1	Round of 64 (1st rd)	Jim Valvano
1983	6	6-0	<b>NCAA Champion (6th rd)</b>	<b>Jim Valvano</b>
1985	3	3-1	Elite Eight (4th rd)	Jim Valvano
1986	6	3-1	Elite Eight (4th rd)	Jim Valvano
1987	11	0-1	Round of 64 (1st rd)	Jim Valvano
1988	3	0-1	Round of 64 (1st rd)	Jim Valvano
1989	5	2-1	Sweet Sixteen (3rd rd)	Jim Valvano
1991	6	1-1	Round of 32 (2nd rd)	Les Robinson
2002	7	1-1	Round of 32 (2nd rd)	Herb Sendek
2003	9	0-1	Round of 64 (1st rd)	Herb Sendek
2004	3	1-1	Round of 32 (2nd rd)	Herb Sendek
2005	10	2-1	Sweet Sixteen (3rd rd)	Herb Sendek
2006	10	1-1	Round of 32 (2nd rd)	Herb Sendek

### Virginia (16 appearances; 22-16)

1976	-	0-1	Round of 32 (1st rd)	Terry Holland
1981	1	4-1	National Semifinals (5th rd)	Terry Holland
1982	1	1-1	Sweet Sixteen (3rd rd)	Terry Holland
1983	1	2-1	Elite Eight (4th rd)	Terry Holland
1984	7	4-1	National Semifinals (5th rd)	Terry Holland
1986	5	0-1	Round of 64 (1st rd)	Terry Holland
1987	5	0-1	Round of 64 (1st rd)	Terry Holland
1989	5	3-1	Elite Eight (4th rd)	Terry Holland
1990	7	1-1	Round of 32 (2nd rd)	Terry Holland
1991	7	0-1	Round of 64 (1st rd)	Jeff Jones
1993	6	2-1	Sweet Sixteen (3rd rd)	Jeff Jones
1994	7	1-1	Round of 32 (2nd rd)	Jeff Jones
1995	4	3-1	Elite Eight (4th rd)	Jeff Jones
1997	9	0-1	Round of 64 (1st rd)	Jeff Jones
2001	5	0-1	Round of 64 (1st rd)	Pete Gillen
2007	4	1-1	Round of 32 (2nd rd)	Dave Leitao

### Virginia Tech (8 appearances; 6-8)

1967	-	2-1	Elite Eight (3rd rd)	Howard Shannon
1976	-	0-1	Round of 32 (1st rd)	Don DeVoe
1979	8	1-1	Round of 32 (2nd rd)	Charles Moir
1980	7	1-1	Round of 32 (2nd rd)	Charles Moir
1985	9	0-1	Round of 64 (1st rd)	Charles Moir
1986	7	0-1	Round of 64 (1st rd)	Charles Moir
1996	9	1-1	Round of 32 (2nd rd)	Bill Foster
2007	5	1-1	Round of 32 (2nd rd)	Seth Greenberg

### Wake Forest (22 appearances; 28-22)

1939	-	0-1	Elite Eight (1st rd)	Murray Greason
1953	-	1-1	Sweet Sixteen (2nd rd)	Murray Greason
1961	-	2-1	Elite Eight (3rd rd)	Bones McKinney
1962	-	4-1	National Semifinals (4th rd)	Bones McKinney
1977	-	2-1	Elite Eight (3rd rd)	Carl Tacy
1981	4	0-1	Round of 32 (2nd rd)	Carl Tacy
1982	7	1-1	Round of 32 (2nd rd)	Carl Tacy
1984	4	2-1	Elite Eight (4th rd)	Carl Tacy
1991	5	1-1	Round of 32 (2nd rd)	Dave Odom
1992	9	0-1	Round of 64 (1st rd)	Dave Odom
1993	5	2-1	Sweet Sixteen (3rd rd)	Dave Odom
1994	5	1-1	Round of 32 (2nd rd)	Dave Odom
1995	1	2-1	Sweet Sixteen (3rd rd)	Dave Odom
1996	2	3-1	Elite Eight (4th rd)	Dave Odom
1997	3	1-1	Round of 32 (2nd rd)	Dave Odom
2001	7	0-1	Round of 64 (1st rd)	Dave Odom
2002	7	1-1	Round of 32 (2nd rd)	Skip Prosser
2003	2	1-1	Round of 32 (2nd rd)	Skip Prosser
2004	4	2-1	Sweet Sixteen (3rd rd)	Skip Prosser
2005	2	1-1	Round of 32 (2nd rd)	Skip Prosser
2009	4	0-1	Round of 64 (1st rd)	Dino Gaudio
2010	7	1-1	Round of 32 (2nd rd)	Dino Gaudio

# 2009-10 ACC Basketball

## NIT Records by School

School	Last App.	App.	Won	Lost	Pct.	Titles
North Carolina	2010	6	13	5	.722	1
Virginia Tech	2010	11	23	9	.719	2
Wake Forest	2006	6	10	5	.667	1
Maryland	2008	7	11	6	.647	1
Virginia	2006	12	15	10	.600	2
Boston College	2003	10	16	11	.593	0
Florida State	2008	7	10	7	.588	0
NC State	2010	12	16	13	.552	0
Georgia Tech	2003	7	8	7	.533	0
Clemson	2007	14	15	14	.517	0
Duke	1981	5	5	6	.455	0
Miami	2009	9	4	9	.308	0
South Carolina	1969	1	1	1	.500	0
<b>1954-2010</b>		<b>75</b>	<b>106</b>	<b>72</b>	<b>.596</b>	<b>5</b>
<b>Current Members</b>		<b>107</b>	<b>147</b>	<b>102</b>	<b>.590</b>	<b>7</b>

<b>1941</b>	Virginia (0-1)					
	City (N.Y.) College	L	35-64			
<b>1947</b>	N.C. State (2-1)					
	St. John's	W	64-55			
	Kentucky	L	42-60			
	West Virginia	W	64-52			
<b>1948</b>	N.C. State (0-1)					
	DePaul	L	64-75			
<b>1951</b>	N.C. State (0-1)					
	Seton Hall	L	59-71			
<b>1961</b>	Miami (0-1)					
	St. Louis	L	56-58			
<b>1963</b>	Miami (1-1)					
	St. Francis, NY	W	71-70			
	Providence	L	96-106			
<b>1964</b>	Miami (0-1)					
	St. Joseph's	L	76-86			
<b>1966</b>	Virginia Tech (0-1)					
	Temple	L	73-88			
<b>1967</b>	Duke (0-1)					
	Southern Illinois	L	63-72			
<b>1968</b>	Duke (1-1)					
	Oklahoma City	W	97-81			
	St. Peter's	L	71-100			
<b>1969</b>	South Carolina (1-1)					
	Southern Illinois	W	82-63			
	Army	L	45-59			
<b>1970</b>	Duke (0-1)					
	Utah	L	75-78			
<b>1971</b>	North Carolina (0-1)					
	Manhattan	L	90-95			
<b>1972</b>	Georgia Tech (1-1)					
	Duquesne	W	78-68			
	St. John's	L	55-56			
<b>1973</b>	North Carolina (4-0)					
	Massachusetts	W	90-49			
	Providence	W	86-79			
	Duke	W	73-67			
	Georgia Tech	W	84-66			
<b>1974</b>	Duke (2-2)					
	Dayton	W	80-68			
	Tennessee	W	78-64			
	North Carolina	L	67-73			
	St. Bonaventure	ot L	88-92			
<b>1975</b>	Georgia Tech (3-1)					
	LaSalle	W	70-67			
	Michigan	W	78-70			
	St. Bonaventure (2ot)	W	76-71			
	North Carolina	L	66-84			
<b>1976</b>	Maryland (4-0)					
	St. Joseph's	W	67-55			
	Syracuse	W	71-65			

Jacksonville	W	91-77			
Niagara	W	100-69			
Virginia (0-1)					
Lafayette	L	71-72			
<b>1973</b>	North Carolina (3-1)				
	Oral Roberts	W	82-65		
	Massachusetts	W	73-63		
	Notre Dame	L	71-78		
	Alabama	W	88-69		
<b>1974</b>	Virginia Tech (4-0)				
	New Mexico	W	65-63		
	Fairfield	W	77-76		
	Alabama	W	74-73		
	Notre Dame	ot W	92-91		
<b>1974</b>	North Carolina (0-1)				
	Purdue	L	81-82		
<b>1975</b>	Clemson (0-1)				
	Providence	L	86-91		
<b>1976</b>	N.C. State (2-1)				
	Holy Cross	W	78-68		
	UNC-Charlotte	L	79-80		
	Providence	W	74-69		
<b>1977</b>	Virginia Tech (1-1)				
	Georgetown	W	83-79		
	Alabama	L	72-79		
<b>1978</b>	N.C. State (3-1)				
	South Carolina	W	82-70		
	Detroit	W	84-77		
	Georgetown	ot W	86-85		
	Texas	L	93-101		
<b>1979</b>	Virginia (0-1)				
	Georgetown	ot L	68-70		
<b>1979</b>	Clemson (1-1)				
	Kentucky	ot W	68-67		
	Old Dominion	(2ot) L	69-71		
<b>1980</b>	Maryland (1-1)				
	Rhode Island	(3ot) W	67-65		
	Ohio State	L	72-79		
<b>1981</b>	Virginia (1-1)				
	N.E. Louisiana	W	79-78		
	Alabama	L	88-90		
<b>1980</b>	Virginia (5-0)				
	Lafayette	W	67-56		
	Boston College	W	57-55		
	Michigan	W	79-68		
	Nevada-Las Vegas	W	90-71		
	Minnesota	W	58-55		
<b>1981</b>	Duke (2-1)				
	North Carolina A&T	W	79-69		
	Alabama	W	75-70		
	Purdue	L	69-81		
<b>1982</b>	Clemson (0-1)				
	Temple	L	82-90		
<b>1982</b>	Maryland (1-1)				
	Richmond	W	66-50		
	Georgia	L	69-83		

Clemson (0-1)					
Mississippi	L	49-53			
Virginia Tech (2-1)					
Fordham	W	69-58			
Mississippi	W	61-50			
Georgia	L	73-90			
<b>1983</b>	Wake Forest (3-1)				
	Murray State	W	87-80		
	Vanderbilt	W	75-68		
	South Carolina	W	78-61		
	Fresno State	L	62-86		
<b>1984</b>	Virginia Tech (1-1)				
	William & Mary	W	85-79		
	South Carolina	L	68-75		
<b>1984</b>	Georgia Tech (0-1)				
	Virginia Tech	L	74-77		
<b>1985</b>	N.C. State (0-1)				
	Florida State	ot L	71-74		
<b>1986</b>	Florida State (1-1)				
	N.C. State	ot W	74-71		
	Pittsburgh	L	63-66		
<b>1987</b>	Virginia Tech (4-1)				
	Georgia Tech	W	77-74		
	South Alabama	W	68-66		
	Tennessee	W	72-68		
	Michigan	L	75-78		
	SW Louisiana	W	71-70		
<b>1985</b>	Virginia (2-1)				
	West Virginia	W	56-55		
	St. Joseph's	W	68-61		
	Tennessee	L	54-61		
<b>1986</b>	Clemson (0-1)				
	UT-Chattanooga	L	65-67		
<b>1987</b>	Wake Forest (0-1)				
	South Florida	L	66-77		
<b>1986</b>	Clemson (2-1)				
	M. Tennessee State	W	99-81		
	Georgia	W	77-65		
	Wyoming	L	57-62		
<b>1987</b>	Florida State (1-1)				
	Rhode Island	W	107-92		
	Vanderbilt	L	92-109		
<b>1988</b>	Clemson (0-1)				
	Southern Mississippi	L	69-74		
<b>1990</b>	Maryland (1-1)				
	Massachusetts	W	91-81		
	Penn State	L	78-80		
<b>1992</b>	Virginia (5-0)				
	Villanova	W	83-80		
	Tennessee	W	77-52		
	New Mexico	W	76-71		
	Florida	W	62-56		
	Notre Dame	ot W	81-76		
<b>1993</b>	Clemson (1-1)				
	Auburn	W	84-72		
	Alabama Birmingham	L	64-65		

<b>1994</b>	Georgia Tech (0-1)				
	Siena	L	68-76		
<b>1995</b>	Clemson (1-1)				
	West Virginia	W	96-79		
	Vanderbilt	L	74-89		
<b>1995</b>	Clemson (0-1)				
	Virginia Tech	L	54-62		
<b>1996</b>	Virginia Tech (5-0)				
	Clemson	W	62-54		
	Providence	W	91-78		
	New Mexico State	W	64-61		
	Canisius	W	71-59		
	Marquette	ot W	65-64		
<b>1997</b>	Miami (0-1)				
	Penn State	L	56-62		
<b>1997</b>	Florida State (4-1)				
	Syracuse	W	82-67		
	Michigan State	W	68-62		
	West Virginia	W	76-71		
	Connecticut	W	71-65		
	Michigan	L	73-82		
<b>1998</b>	N.C. State (1-1)				
	S.W. Missouri State	W	77-66		
	West Virginia	L	73-76		
<b>1999</b>	Miami (0-1)				
	Michigan	L	63-76		
<b>1998</b>	Georgia Tech (2-1)				
	Seton Hall	W	88-78		
	Georgetown	ot W	80-79		
	Penn State	L	70-75		
<b>2000</b>	N.C. State (1-1)				
	Kansas State	W	59-39		
	Georgia	L	55-61		
<b>2001</b>	Wake Forest (1-1)				
	UNC-Wilmington	W	56-52		
	Vanderbilt	L	68-72		
<b>1999</b>	Clemson (4-1)				
	Georgia	W	77-57		
	Rutgers	W	78-68		
	Butler	W	89-69		
	Xavier	W	79-76		
	California	L	60-61		
<b>2002</b>	Wake Forest (1-1)				
	Alabama	W	73-57		
	Xavier	L	87-76		
<b>2003</b>	NC State (1-1)				
	Providence	W	92-86		
	Princeton	L	58-61		
<b>2004</b>	Georgia Tech (0-1)				
	Oregon	L	64-67		
<b>2000</b>	Wake Forest (5-0)				
	Vanderbilt	W	83-68		
	New Mexico	W	72-65		
	California	W	76-59		

# 2009-10 ACC Basketball

## BOSTON COLLEGE Eagles (15-16, 6-10 ACC)

Results	BC AP USA	Opp AP USA	W/L	Score	BC FGs	BC FG%	BC FTs	BC FT%	Opp FGs	Opp FG%	Opp FT%	Reb Mar	TO BC/Op	Half
N13	Dartmouth		W	89-58	30-50	.600	23-32	.719	22-57	.386	.684	+16	19/17	45-23
N17	St. Francis (NY)		W	72-44	28-61	.459	11-15	.733	18-58	.310	.333	+11	16/18	36-22
N20	#St. Joseph's		L	80-84	26-73	.356	22-28	.786	27-57	.474	.741	+8	5/11	40-39
N21	#South Dakota State		W	75-58	29-54	.537	6-14	.429	24-58	.414	.571	+10	10/8	37-28
N23	#Northern Iowa		L	69-81	24-50	.480	18-21	.857	35-54	.648	.500	+11	13/5	41-38
N28	at Providence		W	82-77	33-65	.508	16-27	.593	30-74	.405	.538	+10	10/6	42-31
D2	at Michigan		W	62-58	23-49	.469	13-20	.650	21-65	.323	.636	+11	13/5	34-24
D6	Miami		W	61-60	20-58	.345	18-25	.720	25-53	.472	.833	+25	11/6	31-25
D9	Harvard		L	67-74	21-56	.375	20-28	.714	24-48	.500	.793	-1	14/16	33-29
D13	Rhode Island		L	69-80	30-67	.448	6-12	.500	31-62	.500	.692	+7	14/11	25-33
D20	Bryant		W	72-46	30-64	.469	8-11	.727	16-48	.333	.667	+17	12/18	38-16
D23	Massachusetts		W	79-67	30-68	.441	13-17	.765	25-68	.368	.583	-17	6/16	26-25
D30	South Carolina		W	85-76	31-65	.477	17-23	.739	31-70	.443	.615	+14	15/10	48-27
J2	Maine		L	51-52	18-55	.327	6-8	.750	22-52	.423	.600	+3	14/13	32-29
J5	NJIT		W	89-32	34-62	.548	12-14	.857	12-51	.235	.583	+22	11/19	45-14
J9	at Clemson	x 21	L	56-72	23-62	.371	8-11	.727	25-56	.446	.630	-7	14/13	29-41
J13	at Duke	8 7	L	59-79	21-48	.438	16-26	.615	28-60	.467	.815	-13	13/10	35-38
J16	Maryland		L	57-73	21-57	.368	10-14	.714	28-57	.491	.714	+12	18/9	28-38
J19	at Miami		W	79-75	31-63	.492	10-17	.588	26-55	.473	.727	-7	5/11	35-45
J23	at Virginia Tech		L	62-63	22-40	.550	15-16	.938	22-57	.386	.789	+6	20/9	29-38
J26	Clemson	x 21	W	75-69	24-43	.558	24-35	.686	30-60	.500	.500	Even	15/13	42-25
J30	Florida State		L	61-57	24-56	.429	3-4	.750	23-53	.472	.625	-17	14/16	27-22
F6	Duke	10 9	L	63-66	24-58	.414	13-15	.867	23-48	.479	.577	-4	9/11	25-35
F9	at Wake Forest		L	85-92	31-67	.463	14-23	.609	31-54	.574	.742	-1	10/12	39-50
F14	at Florida State		L	47-62	17-51	.333	7-8	.875	24-55	.436	.615	-4	20/14	30-30
F20	North Carolina		W	71-67	27-67	.403	11-13	.846	25-64	.391	.667	+4	7/11	37-36
F24	Virginia Tech		W	80-60	29-57	.509	15-20	.750	19-61	.311	.741	+21	10/18	39-24
F27	at Georgia Tech		L	68-73	25-55	.455	7-11	.636	27-51	.529	.917	+2	21/18	30-37
M3	Virginia		W	68-55	25-57	.439	15-18	.833	24-52	.462	.455	+4	9/12	37-23
M7	at NC State		L	54-66	22-49	.449	7-11	.636	23-46	.500	.714	-2	11/10	23-24
<b>ACC Tournament</b>														
M11	#Virginia		L	62-68	25-60	.417	7-8	.875	23-53	.434	.700	+6	7/5	27-34

## CLEMSON Tigers (21-11, 9-7 ACC)

Results	CU AP USA	Opp AP USA	W/L	Score	CU FGs	CU FG%	CU FTs	CU FT%	Opp FGs	Opp FG%	Opp FT%	Reb Mar	TO CU/Op	Half
N13	Presbyterian	24 24	W	84-41	30-70	.429	10-13	.769	16-45	.356	.571	+14	11/27	41-22
N17	at Liberty	22 23	W	79-39	32-66	.485	5-11	.455	14-46	.304	.563	+19	17/28	42-19
N20	at UNC Greensboro	22 23	W	89-67	36-66	.545	9-13	.692	23-58	.397	.773	-2	19/23	42-24
N23	Winthrop	19 19	W	102-66	35-66	.530	24-37	.649	23-51	.451	.600	+16	17/26	50-32
N26	#Texas A&M	19 19	L	60-69	20-59	.339	17-28	.607	22-49	.449	.571	-8	18/19	20-33
N27	#Long Beach State	19 19	W	87-79	38-66	.576	6-8	.750	27-60	.450	.588	+2	15/15	38-34
N29	#Butler	19 19 12 10	W	70-69	25-54	.463	11-17	.647	28-52	.538	.600	-4	10/13	26-33
D2	Illinois	18 19	L	74-76	24-61	.393	18-25	.720	28-54	.519	.636	+1	13/15	47-27
D6	South Carolina	18 19	W	72-61	26-57	.456	11-14	.786	25-70	.357	.500	+11	19/10	32-29
D13	Furman	x 24	W	82-53	35-65	.538	12-25	.480	18-62	.290	.692	+3	14/27	43-26
D16	at East Carolina	x 24	W	80-63	30-66	.455	10-14	.714	23-56	.411	.609	+3	11/14	46-29
D19	College of Charleston	x 24	W	94-55	39-65	.600	11-17	.647	22-65	.338	1.000	+19	15/18	43-25
D22	Western Carolina	24 23	W	79-57	29-48	.604	16-32	.500	23-63	.365	.571	+7	15/15	43-32
D29	South Carolina State	21 18	W	70-67	25-51	.490	14-24	.583	26-52	.500	.889	-3	16/23	41-30
J3	at Duke	21 18 7 7	L	53-74	16-49	.327	18-24	.750	24-48	.500	.800	-4	17/15	12-30
J9	Boston College	x 21	W	72-56	25-56	.446	17-27	.630	23-62	.371	.727	+7	13/14	41-29
J13	North Carolina	24 19 12 13	W	83-64	29-61	.475	18-20	.900	27-61	.443	.700	-8	14/26	50-32
J16	at NC State	24 19	W	73-70	26-53	.491	17-23	.739	21-54	.389	.800	-11	11/11	45-28
J19	at Georgia Tech	17 16 19 18	L	64-66	24-65	.369	10-20	.500	26-66	.394	.500	-9	15/16	29-35
J23	Duke	17 16 7 6	L	47-60	18-48	.375	9-13	.692	24-52	.462	.727	-2	16/13	23-23
J26	at Boston College	x 21	W	69-75	30-60	.500	6-12	.500	24-43	.558	.686	Even	13/15	25-42
J31	Maryland	x 21	W	62-53	22-69	.319	13-22	.591	18-52	.346	.882	+5	21/26	29-22
F6	at Virginia Tech		L	59-70	19-62	.306	14-21	.667	15-49	.306	.826	+12	17/10	27-29
F10	Florida State		W	77-67	20-45	.444	29-38	.763	22-58	.379	.739	+4	17/15	37-24
F13	Miami		W	74-66	20-44	.455	25-31	.806	26-50	.520	.412	+3	11/14	33-28
F20	Virginia		W	72-49	27-52	.519	12-13	.923	21-60	.350	.714	+3	12/12	41-22
F24	at Maryland		L	79-88	30-69	.435	8-10	.800	32-59	.542	.667	+7	15/10	48-39
F28	at Florida State		W	53-50	17-51	.333	15-19	.789	16-42	.381	.583	+2	18/20	19-21
M2	Georgia Tech		W	91-80	32-58	.552	15-32	.469	31-68	.456	.647	-12	11/15	44-41
M7	at Wake Forest		L	65-70	24-62	.387	12-19	.632	25-59	.424	.818	-11	14/18	29-31
<b>ACC Tournament</b>														
M11	#NC State		L	57-59	20-51	.392	10-18	.556	23-44	.523	.667	-9	15/19	21-25
<b>NCAA Tournament (7 seed)</b>														
M19	#Missouri (#10)		L	78-86	28-63	.444	10-14	.714	30-58	.517	.724	+11	20/9	39-39

# 2009-10 ACC Basketball

## DUKE Blue Devils (35-5, 13-3 ACC)

Results	AP	DU USA	Opp AP USA	W/L	Score	DU FGs	DU FG%	DU FTs	DU FT%	Opp FGs	Opp FG%	Opp FT%	Reb Mar	TO DU/Op	Half	
N13 UNC Greensboro	9	8		W	96-62	37-62	.597	15-20	.750	24-60	.400	.556	+18	13/14	48-27	
N16 Coastal Carolina	9	8		W	74-49	24-54	.444	20-24	.833	16-56	.286	.579	+6	12/14	33-19	
N17 Charlotte	9	8		W	101-59	37-70	.529	15-24	.625	20-59	.339	.667	+12	9/17	57-27	
N21 Radford	9	8		W	104-67	35-72	.486	16-17	.941	25-67	.373	.667	+7	8/16	59-34	
N25 #Arizona State	7	7		W	64-53	23-55	.418	14-18	.778	18-47	.383	.682	+2	14/14	34-30	
N27 #Connecticut	7	7	13	13	W	68-59	21-72	.292	20-25	.800	22-61	.361	.536	+4	10/17	37-28
D2 at Wisconsin	6	5		L	69-73	24-53	.453	15-16	.938	26-59	.441	.722	-2	11/5	32-38	
D5 St. John's	6	5		W	80-71	28-65	.431	19-24	.792	29-57	.509	.538	+10	8/13	40-24	
D15 Gardner-Webb	7	7		W	113-68	43-66	.652	16-26	.615	28-68	.412	.750	-1	12/23	49-31	
D19 #Gonzaga	7	7	15	15	W	71-46	27-60	.450	16-20	.800	15-54	.278	.476	+10	13/18	31-17
D29 Long Beach State	7	7		W	84-63	32-68	.471	5-13	.385	22-61	.361	.846	+8	11/13	45-25	
D31 Pennsylvania	7	7		W	114-55	36-60	.600	32-40	.800	21-62	.339	.800	+18	12/21	58-29	
J3 Clemson	7	7	21	18	W	74-53	24-48	.500	20-25	.800	16-49	.327	.750	+4	15/17	30-12
J6 #Iowa State	5	5		W	86-65	29-65	.446	19-21	.905	26-57	.456	.579	+4	11/18	41-33	
J9 at Georgia Tech	5	5	20	17	L	67-71	26-60	.433	9-14	.643	22-53	.415	.786	-6	12/15	35-29
J13 Boston College	8	7		W	79-59	28-60	.467	22-27	.815	21-48	.438	.615	+13	10/13	38-35	
J17 Wake Forest	8	7		W	90-70	30-70	.429	26-32	.813	26-66	.394	.600	+7	14/17	46-38	
J20 at NC State	7	6		L	74-88	22-57	.396	25-33	.758	32-55	.582	.731	+12	14/9	38-41	
J23 at Clemson	7	6	17	16	W	60-47	24-52	.462	8-11	.727	18-48	.375	.692	+2	13/16	23-23
J27 Florida State	8	7		W	70-56	26-58	.431	12-17	.706	23-54	.426	.429	-10	12/22	39-29	
J30 at Georgetown	8	7	7	11	L	77-89	23-62	.371	22-26	.846	33-46	.717	.739	+10	15/16	33-46
F4 Georgia Tech	10	9	21	19	W	86-67	25-56	.446	24-36	.667	24-49	.490	.571	+8	12/15	45-33
F6 at Boston College	10	9		W	66-63	23-48	.479	15-26	.577	24-58	.414	.867	+4	11/9	35-25	
F10 at North Carolina	8	7		W	64-54	22-69	.319	11-18	.611	20-58	.345	.563	+9	8/12	28-27	
F13 Maryland	8	7		W	77-56	27-65	.415	18-22	.818	23-61	.377	.727	+7	7/14	40-24	
F17 at Miami	6	6		W	81-74	25-60	.417	18-22	.818	25-45	.556	.741	-2	15/22	25-37	
F21 Virginia Tech	6	6		W	67-55	18-62	.290	21-26	.808	19-58	.328	.936	+9	11/11	35-30	
F25 Tulsa	5	5		W	70-52	22-63	.349	22-28	.786	19-58	.328	.722	+10	5/11	34-30	
F28 at Virginia	5	5		W	67-49	24-50	.480	12-17	.706	16-51	.314	.833	-2	8/14	35-21	
M3 at Maryland	4	4	22	23	L	72-79	26-66	.394	10-16	.625	28-56	.500	.895	-1	8/11	40-38
M6 North Carolina	4	4		W	82-50	26-57	.456	22-23	.957	16-46	.333	.654	+9	9/15	53-26	
<b>ACC Tournament</b>																
M12 #Virginia	4	4		W	57-46	21-55	.382	11-17	.647	17-53	.321	.818	+2	11/14	27-27	
M13 #Miami	4	4		W	77-74	26-54	.481	18-24	.750	25-55	.455	.762	+14	11/8	32-35	
M14 #Georgia Tech	4	4		W	65-61	18-51	.353	24-28	.857	18-51	.353	.857	-4	10/17	29-22	
<b>NCAA Tournament (#1 Seed - South)</b>																
M19 #Ark.-Pine Bluff (#16)	3	3		W	73-44	24-47	.511	19-28	.679	17-53	.321	.857	+17	14/16	39-20	
M21 #California (#9)	3	3		W	68-53	27-57	.474	11-17	.647	19-48	.396	.750	+1	5/11	37-24	
M26 #Purdue (#4)	3	3	10	11	W	70-57	22-55	.400	20-24	.833	20-54	.370	.619	+21	14/7	24-23
M28 #Baylor (#3)	3	3	19	21	W	78-71	22-61	.361	23-29	.793	27-59	.458	.632	+6	11/11	32-35
<b>Final Four</b>																
A3 #West Virginia	3	3	6	5	W	78-57	29-55	.527	7-9	.778	19-46	.413	.737	+2	6/10	39-31
A5 #Butler	3	3	11	9	W	61-59	23-52	.442	10-16	.625	20-58	.345	.722	+2	12/8	33-32

## FLORIDA STATE Seminoles (22-10, 10-6 ACC)

Results	AP	FSU USA	Opp AP USA	W/L	Score	FSU FGs	FSU FG%	FSU FTs	FSU FT%	Opp FGs	Opp FG%	Opp FT%	Reb Mar	TO FSU/Op	Half	
N16 Jacksonville				W	81-67	31-52	.596	17-29	.586	19-60	.317	.750	+16	19/15	35-18	
N18 Stetson				W	80-38	31-66	.543	12-14	.857	14-51	.275	.333	+26	11/17	46-10	
N21 at Mercer				W	89-50	32-54	.593	17-32	.531	14-71	.197	.652	-4	14/20	40-18	
N24 at Florida				L	52-68	19-57	.333	11-14	.786	25-54	.463	.591	+1	23/18	19-39	
N26 #Iona				W	54-49	15-41	.366	19-27	.704	17-52	.327	.765	+11	27/19	25-24	
N27 #Alabama				W	60-51	20-43	.465	11-21	.524	20-50	.400	.625	+6	13/12	30-25	
N29 #Marquette				W	57-56	25-57	.439	3-8	.375	21-54	.389	.526	+3	19/16	18-30	
D2 at Ohio State	21	x	15	15	L	64-77	25-61	.410	12-19	.632	25-58	.431	.577	+10	20/12	20-31
D6 Florida International	21	x		W	82-62	27-56	.482	20-26	.769	22-62	.355	.722	+1	16/20	34-17	
D15 Georgia State				W	62-55	21-43	.488	17-29	.586	18-56	.321	.684	+8	19/11	30-24	
D17 Auburn				W	76-72	23-47	.489	24-34	.706	26-72	.361	.538	+11	19/10	33-25	
D20 at Georgia Tech			22	15	W	66-59	24-60	.400	12-23	.522	23-70	.329	.714	+4	15/17	27-22
D22 UT-Martin				W	95-68+	37-68	.544	12-19	.632	25-68	.368	.462	+7	16/21	51-28	
D31 Alabama A&M	22	25		W	81-34	30-59	.508	14-23	.609	14-54	.259	.357	+20	20/22	39-24	
J4 Texas A&M-C Christi	18	19		W	94-54	34-59	.576	14-20	.700	16-55	.291	.731	-4	11/25	46-27	
J10 at Maryland	18	19		L	68-77	27-60	.450	8-12	.667	29-62	.468	.529	-6	12/12	27-41	
J12 NC State	25	25		L	81-88	26-57	.456	25-34	.735	24-53	.453	.829	-9	14/18	31-38	
J16 Virginia Tech	25	25		W	63-58	18-44	.409	23-31	.742	19-55	.345	.524	+6	23/18	32-25	
J24 Georgia Tech			19	18	W	68-66	24-57	.421	16-27	.593	23-54	.426	.500	+2	18/20	34-34
J27 at Duke			8	7	L	56-70	23-54	.426	6-14	.429	26-58	.431	.706	+10	22/12	29-39
J30 at Boston College				W	61-57	25-53	.472	10-16	.625	24-56	.429	.750	+17	16/14	22-27	
F4 Maryland				L	67-71	26-69	.377	11-11	1.000	26-61	.425	.800	+6	14/11	29-25	
F6 Miami				W	71-65	24-50	.480	17-27	.630	22-50	.440	.682	+2	11/14	32-31	
F10 at Clemson				L	67-77	22-58	.379	17-23	.739	20-45	.444	.763	-4	15/17	24-37	
F14 Boston College				W	62-47	24-55	.436	8-13	.615	17-51	.333	.875	+4	14/20	30-30	
F17 at Virginia				W	69-50	28-56	.500	6-12	.500	18-48	.375	.692	+3	10/12	33-24	
F24 at North Carolina				W	77-67	27-57	.474	12-18	.667	21-50	.420	.679	+5	15/14	48-33	
F28 Clemson				L	50-53	16-42	.381	14-24	.583	17-51	.333	.789	-2	20/18	21-19	
M3 Wake Forest				W	51-47	15-41	.366	17-24	.708	17-40	.425	.667	+2	15/20	31-25	
M6 at Miami				W	61-60	23-46	.500	5-8	.625	19-46	.413	.864	+4	17/9	30-22	
<b>ACC Tournament</b>																
M12 #NC State				L	52-58	20-52	.385	9-17	.529	19-43	.442	.650	+17	20/16	28-25	
<b>NCAA Tournament (#9 Seed - West)</b>																
M19 #Gonzaga (#8)			22	18	L	60-67	21-59	.356	12-20	.600	21-42	.500	.733	-6	8/15	19-35

# 2009-10 ACC Basketball

## GEORGIA TECH Yellow Jackets (23-13, 7-9 ACC)

Results	GT AP USA	Opp AP USA	W/L	Score	GT FGs	GT FG%	GT FTs	GT FT%	Opp FGs	Opp FG%	Opp FT%	Reb Mar	TO GT/Op	Half	
N14	Florida A&M	22 20		W	100-59	39-81	.481	14-20	.700	21-58	.362	.545	+23	18/25	50-21
N19	#Dayton	21 18	18 21	L	59-63	23-45	.511	11-20	.550	22-51	.431	.667	+8	26/22	22-31
N20	#George Mason	21 18		W	70-62	23-49	.469	21-37	.568	24-67	.358	.636	+10	17/14	27-19
N22	#Boston University	21 18		W	85-67	33-61	.541	15-24	.625	19-57	.333	.786	+16	12/9	42-40
N27	Mercer	x 25		W	85-74	31-60	.517	17-22	.773	25-64	.391	.842	-4	16/20	44-39
D2	Siena	x 23		W	74-61	27-57	.474	13-18	.722	22-69	.319	.684	+6	20/11	32-28
D5	Southern California	x 23		W	79-53	30-60	.500	11-16	.688	21-55	.382	.714	-5	7/19	40-26
D14	at UT-Chattanooga	22 15		W	95-64	31-51	.608	26-37	.703	21-64	.328	.588	+9	19/20	52-33
D16	Arkansas-Pine Bluff	22 15		W	65-53	23-60	.383	13-21	.619	20-68	.294	.643	+8	14/11	35-27
D20	Florida State	22 15		L	59-66	23-70	.329	5-7	.714	24-60	.400	.714	-4	15/17	22-27
D22	Kennesaw State	x 22		W	80-55	30-57	.526	11-18	.611	20-59	.339	.545	+10	8/12	27-16
D29	Winston-Salem State	x 20		W	78-43	30-65	.462	12-20	.600	16-51	.314	.400	+22	24/31	33-18
J2	at Charlotte	x 20		W	76-67	22-58	.379	29-32	.906	19-51	.373	.704	+10	16/16	37-29
J5	at Georgia	20 17		L	66-73	23-60	.383	17-22	.773	21-48	.438	.828	+4	20/18	36-31
J9	Duke	20 17	5 5	W	71-67	22-53	.415	22-28	.786	26-60	.433	.643	+6	15/12	29-35
J13	at Virginia	20 18		L	75-82	33-64	.516	3-11	.273	27-61	.443	.885	-3	11/7	39-38
J16	at North Carolina	20 18	12 13	W	73-71	28-65	.431	11-15	.733	22-58	.379	.833	-5	13/17	42-28
J19	Clemson	19 18	17 16	W	66-64	26-66	.394	11-22	.500	24-65	.369	.500	+9	16/15	35-29
J24	at Florida State	19 18		L	66-68	23-54	.426	11-22	.500	24-57	.421	.593	-2	20/18	34-34
J28	Wake Forest	22 22		W	79-58	29-54	.537	15-20	.750	21-64	.328	.520	+9	17/11	35-29
J30	Kentucky State	22 22		W	98-50	37-52	.712	15-20	.750	17-60	.283	.462	+11	21/18	54-29
F4	at Duke	21 19	10 9	L	67-86	24-49	.490	24-36	.667	25-56	.446	.667	-8	15/12	33-45
F6	NC State	21 19		W	73-71	26-50	.520	15-29	.517	24-68	.353	.773	-7	22/22	30-32
F10	at Miami	20 20		L	62-64	24-62	.387	23-62	.625	23-62	.371	.625	+3	13/12	27-41
F13	at Wake Forest	20 20		L	64-75	19-55	.345	16-20	.800	29-66	.439	.706	-3	17/12	37-37
F16	North Carolina			W	68-51	25-56	.446	12-24	.500	19-59	.322	.417	+5	20/19	41-21
F20	at Maryland			L	74-76	28-68	.412	11-20	.550	28-65	.431	.706	-7	13/9	32-34
F27	Boston College			W	73-68	27-51	.529	11-12	.917	25-55	.455	.636	-2	18/21	37-30
M2	at Clemson			L	80-91	31-68	.456	11-17	.647	32-58	.552	.469	+12	15/11	41-44
M6	Virginia Tech			L	82-88	27-71	.380	18-26	.692	25-49	.510	.806	-2	10/16	39-45
<b>ACC Tournament</b>															
M11	#North Carolina			W	62-58	24-56	.429	9-16	.563	23-69	.333	.714	-9	14/10	24-34
M12	#Maryland	20 19		W	69-64	24-43	.558	13-27	.481	25-67	.373	.769	+8	25/12	41-25
M13	#NC State			W	57-54	18-41	.439	19-32	.594	19-62	.306	.526	+6	16/6	29-19
M13	#Duke	4 4		L	61-65	22-50	.440	12-16	.750	18-51	.353	.857	+4	17/10	22-29
<b>NCAA Tournament (#10 Seed - Midwest)</b>															
M19	#Oklahoma State (#7)			W	64-59	19-44	.432	24-25	.960	22-44	.500	.692	+15	13/11	31-36
M21	#Ohio State (#2)	5 6		L	66-75	24-58	.414	14-19	.737	25-51	.490	.739	+4	21/18	26-28

## MARYLAND Terrapins (24-9, 13-3 ACC)

Results	MD AP USA	Opp AP USA	W/L	Score	MD FGs	MD FG%	MD FTs	MD FT%	Opp FGs	Opp FG%	Opp FT%	Reb Mar	TO MD/Op	Half	
N13	Charleston Southern			W	89-51	38-75	.507	7-9	.778	18-60	.300	.471	Even	12/24	37-25
N17	Fairfield			W	71-42	28-65	.431	11-16	.688	14-49	.286	.750	+5	14/25	30-22
N20	New Hampshire	25 x		W	82-55	30-53	.566	17-23	.739	18-51	.353	.692	+1	10/21	40-22
N23	#Chaminade	21 25		W	79-51	31-66	.470	11-16	.688	20-60	.333	.417	+12	11/15	36-26
N24	#Cincinnati	21 25		L	57-69	19-53	.358	17-31	.548	27-61	.443	.647	-14	9/15	18-31
N25	#Wisconsin	21 25		L	69-78	27-56	.482	10-17	.588	26-53	.491	.800	-5	9/15	27-37
D1	at Indiana			W	80-68	26-55	.473	23-31	.742	23-70	.329	.682	-2	18/16	35-33
D6	#Villanova	3 3		L	86-95	28-53	.528	21-27	.778	30-75	.400	.731	-13	19/14	38-49
D12	Eastern Kentucky			W	83-72	29-62	.468	18-22	.818	27-58	.466	.778	+10	9/11	40-32
D22	Winston-Salem State			W	98-55	33-58	.569	20-28	.714	22-62	.355	.412	+3	9/19	41-29
D27	Florida Atlantic			W	72-59	32-69	.464	5-11	.455	23-73	.315	.556	-4	11/17	39-27
D30	William & Mary			L	77-83	30-68	.441	13-19	.684	25-53	.472	.806	+2	8/10	30-39
J3	at UNC Greensboro			W	97-63	36-66	.545	22-28	.786	19-69	.275	.815	+21	16/14	52-34
J10	Florida State	18 19		W	77-68	29-62	.468	9-17	.529	27-60	.450	.667	+6	12/12	41-27
J12	at Wake Forest			L	83-85	28-70	.400	19-25	.760	32-70	.457	.800	+2	15/16	39-42
J16	at Boston College			W	73-57	28-57	.491	10-14	.714	21-57	.368	.643	-12	9/18	38-28
J19	Longwood			W	106-55	40-72	.556	23-32	.719	20-68	.294	.647	+17	10/17	57-20
J23	NC State			W	88-64	29-54	.537	24-33	.727	24-66	.364	.625	+2	9/11	41-33
J26	Miami			W	81-59	28-55	.509	18-25	.720	18-47	.383	.760	+6	11/17	48-31
J31	at Clemson	x 21		L	53-62	18-52	.346	15-17	.882	22-69	.319	.591	-5	26/21	22-29
F4	at Florida State			W	71-67	26-61	.426	16-20	.800	26-69	.377	1.000	-6	11/14	25-29
F7	North Carolina			W	92-71	35-68	.515	10-12	.833	26-69	.377	.667	-1	13/13	44-34
F13	at Duke	8 7		L	56-77	23-61	.377	8-11	.727	27-65	.415	.818	-7	14/7	24-40
F15	Virginia			W	85-66	36-64	.563	9-15	.600	22-58	.379	.909	+14	13/12	52-34
F17	at NC State			W	67-58	25-58	.431	12-19	.632	23-66	.348	.800	-2	7/12	27-37
F20	Georgia Tech			W	76-74	28-65	.431	12-17	.706	28-68	.412	.550	-7	9/13	34-32
F24	Clemson			W	88-79	32-59	.542	16-24	.667	30-69	.435	.800	-7	10/15	39-48
F27	at Virginia Tech			W <sup>2ot</sup>	104-100	37-83	.446	22-27	.815	37-81	.457	.710	-9	11/15	31-37
M3	Duke	22 23	4 4	W	79-72	28-56	.500	17-19	.895	26-66	.394	.625	+1	11/8	40-38
M6	at Virginia	22 23		W	74-68	23-55	.418	20-26	.769	26-49	.531	.875	+14	9/11	38-27
<b>ACC Tournament</b>															
M12	#Georgia Tech			L	64-69	25-67	.373	10-13	.769	24-43	.558	.481	-8	12/25	25-41
<b>NCAA Tournament (#4 Seed - Midwest)</b>															
M19	#Houston (#13)	20 20		W	89-77	32-68	.471	21-25	.840	25-60	.417	.625	+21	10/6	39-37
M21	#Michigan State (#5)	20 20	13 12	L	83-85	29-66	.439	16-20	.800	32-58	.552	.786	-18	6/19	39-48

# 2009-10 ACC Basketball

## MIAMI Hurricanes (20-13, 4-12 ACC)

Results	UM AP USA	Opp AP USA	W/L	Score	UM FGs	UM FG%	UM FTs	UM FT%	Opp FGs	Opp FG%	Opp FT%	Reb Mar	TO UM/Op	Half
N14	North Carolina Central		W	83-53	30-52	.577	14-20	.700	23-53	.434	.667	+11	23/26	39-25
N16	Nova SE		W	108-58	35-66	.530	24-28	.857	20-61	.328	.800	+28	16/21	61-18
N19	#Tulane		W	74-54	27-54	.500	14-22	.636	20-50	.400	.714	+11	15/11	31-26
N20	#UNC Wilmington		W	67-60	26-52	.500	12-24	.500	21-55	.382	.706	+3	21/18	27-26
N22	#South Carolina		W	85-70	30-56	.536	17-29	.586	26-76	.342	.467	+26	24/10	34-31
N25	Florida Gulf Coast		W	77-58	26-65	.400	12-26	.462	23-56	.411	.647	-1	16/23	39-23
N28	SC Upstate		W	70-41	29-59	.492	5-8	.625	16-46	.348	.875	+8	13/21	38-20
D2	Minnesota		W	63-58	25-66	.446	6-11	.545	22-51	.431	.467	+1	14/12	25-30
D6	at Boston College		L	60-61	25-53	.472	5-6	.833	20-58	.345	.720	-25	6/11	25-31
D12	South Carolina State		W	91-54	33-59	.559	10-14	.714	18-54	.333	.750	+5	13/20	40-25
D16	at Stetson		W	69-49	26-46	.565	11-20	.550	17-51	.333	.769	+14	11/8	36-25
D19	#Florida Atlantic		W	87-69	30-69	.435	19-29	.655	23-59	.390	.652	+24	16/13	55-31
D21	North Carolina A&T		W	80-59	30-68	.441	9-15	.600	20-55	.364	.571	+21	12/17	44-22
D30	Bethune-Cookman		W	73-55	24-49	.590	16-27	.593	18-52	.346	.682	-1	11/14	35-25
J3	at Pepperdine		W	86-63	30-57	.526	13-20	.650	20-57	.351	.800	+9	12/11	45-36
J9	Wake Forest		W	67-66	25-54	.463	11-17	.647	21-58	.362	.800	+1	15/10	36-31
J13	at Virginia Tech	23	x	66-81	21-61	.344	18-31	.581	25-53	.472	.727	-6	13/15	23-50
J16	at Virginia	23	x	57-75	17-54	.315	19-26	.731	29-56	.518	.688	Even	12/9	21-33
J19	Boston College		L	75-79	26-55	.473	16-22	.727	31-63	.492	.588	+7	11/5	45-35
J26	at Maryland		L	59-81	18-47	.383	19-25	.760	28-55	.509	.720	-6	17/11	31-48
J31	Virginia Tech		W	82-75	24-38	.632	25-32	.781	25-53	.472	.833	-1	20/15	47-30
F2	at Wake Forest		L	53-62	16-54	.296	15-20	.750	18-44	.409	.778	+2	18/16	27-36
F6	at Florida State		L	65-71	22-50	.440	15-22	.682	24-50	.480	.630	-2	14/11	31-32
F10	Georgia Tech		W	64-62	23-62	.371	10-16	.625	24-62	.387	.500	-3	12/13	41-27
F13	at Clemson		L	66-74	26-50	.520	7-17	.412	20-44	.455	.806	-3	14/11	28-33
F17	Duke	6	6	74-81	25-45	.556	20-27	.741	25-60	.417	.818	+2	22/15	37-25
F23	Virginia		W	74-62	28-59	.475	11-13	.846	20-57	.351	.800	+8	8/8	33-32
F27	NC State		L	66-71	24-51	.471	12-16	.750	24-47	.511	.613	+2	14/10	30-30
M2	at North Carolina		L	62-69	23-66	.348	8-12	.667	23-57	.404	.739	-24	8/17	26-36
M6	Florida State		L	60-61	19-46	.413	19-22	.864	23-46	.500	.625	-4	9/17	22-30
<b>ACC Tournament</b>														
M11	#Wake Forest		W	83-62	30-58	.517	15-18	.833	20-57	.351	.643	+5	8/10	41-27
M12	#Virginia Tech		W	70-65	25-54	.463	16-21	.762	24-63	.381	.611	+17	18/8	35-37
M13	#Duke	4	4	74-77	25-55	.455	16-21	.762	26-54	.481	.750	-14	8/11	35-32

## NORTH CAROLINA Tar Heels (20-17, 5-11 ACC)

Results	UNC AP USA	Opp AP USA	W/L	Score	UNC FGs	UNC FG%	UNC FTs	UNC FT%	Opp FGs	Opp FG%	Opp FT%	Reb Mar	TO UNC/Op	Half			
N9	Florida International	6	4	W	88-72	34-61	.557	16-19	.842	25-68	.368	.824	+15	26/20	46-30		
N11	NC Central	6	4	W	89-42	35-69	.593	14-19	.737	14-55	.255	.556	+22	19/21	51-20		
N15	Valparaiso	6	4	W	88-77	32-57	.561	18-29	.621	29-67	.433	.700	+19	14/9	38-31		
N19	#Ohio State	6	4	15	15	W	77-73	26-53	.491	18-25	.720	26-61	.426	.682	-4	19/16	38-24
N20	#Syracuse	6	4	x	24	L	71-87	24-63	.381	19-26	.731	37-68	.544	.400	+5	19/16	39-37
N23	Gardner-Webb	11	12	W	93-72	37-66	.561	18-33	.545	26-69	.377	.714	+18	16/22	53-38		
N29	Nevada	11	12	W	80-73	32-68	.471	12-24	.500	31-75	.413	1.000	+3	8/7	46-39		
D1	Michigan State	10	11	9	9	W	89-82	33-57	.579	18-30	.600	34-79	.430	.750	Even	17/11	50-34
D5	at Kentucky	10	11	5	4	L	66-68	26-67	.388	7-13	.538	25-54	.444	.636	-2	16/21	28-43
D12	Presbyterian	11	10	W	103-64	40-74	.541	16-22	.727	25-61	.410	.714	+22	9/17	56-21		
D19	at Texas	10	10	2	2	L	90-103	36-75	.480	11-19	.579	36-87	.414	.706	-19	16/13	41-54
D22	Marshall	10	10	W	98-61	34-71	.479	23-29	.793	28-78	.359	.250	+19	17/18	44-35		
D28	Rutgers	9	9	W	81-67	27-59	.458	24-35	.686	30-70	.429	.444	+11	16/13	39-33		
D30	Albany	9	9	W	87-70	33-66	.500	17-27	.630	26-64	.406	.692	+3	18/24	46-29		
J4	at College of Charleston	9	9	L	79-82	27-71	.380	24-34	.706	33-76	.434	.500	+20	13/10	36-37		
J10	Virginia Tech	9	9	W	78-64	28-52	.538	17-22	.773	24-67	.358	.667	+3	18/12	34-38		
J13	at Clemson	12	13	24	19	L	64-83	27-61	.443	7-10	.700	29-61	.475	.900	+8	26/14	32-50
J16	Georgia Tech	12	13	20	18	L	71-73	22-58	.379	20-24	.833	28-65	.431	.733	+5	17/13	28-42
J20	Wake Forest	12	13	W	69-82	26-71	.366	11-15	.733	30-60	.500	.722	-4	9/12	33-36		
J26	at NC State		W	77-63	29-57	.509	13-22	.591	23-59	.390	.591	+9	10/10	37-33			
J31	Virginia		L	60-75	20-56	.357	11-22	.500	27-52	.519	.778	+5	17/16	30-35			
F4	at Virginia Tech		L	70-74	23-53	.434	20-30	.667	26-67	.388	.818	+4	19/10	35-33			
F7	at Maryland		L	71-92	26-69	.377	14-21	.667	35-68	.515	.833	+1	14/13	34-44			
F10	Duke	8	7	L	54-64	20-58	.345	9-16	.563	22-69	.319	.611	-9	12/8	27-28		
F13	NC State		W	74-61	25-60	.417	19-29	.655	23-56	.411	.588	+12	10/12	33-31			
F16	at Georgia Tech		L	51-68	19-59	.322	10-24	.417	25-56	.446	.500	-5	19/20	21-41			
F20	at Boston College		L	67-71	25-64	.391	16-24	.667	27-67	.403	.846	-4	11/7	36-37			
F24	Florida State		L	67-77	21-50	.420	19-28	.679	27-57	.474	.667	-5	14/15	33-48			
F27	at Wake Forest		W	77-68	26-65	.400	19-33	.576	22-74	.297	.625	+2	12/11	32-28			
M2	Miami		W	69-62	23-57	.404	17-23	.739	23-66	.348	.667	+24	17/8	36-26			
M6	at Duke	4	4	L	50-82	16-48	.333	17-26	.654	26-57	.456	.957	-9	15/9	26-53		
<b>ACC Tournament</b>																	
M11	#Georgia Tech		L	58-62	23-69	.333	10-14	.714	24-56	.429	.563	+9	10/14	34-24			
<b>National Invitation Tournament (#4 Seed)</b>																	
M16	William & Mary (#5)		W	80-72	28-57	.491	18-26	.692	26-62	.419	1.000	+2	11/17	43-33			
M20	at Mississippi State (#1)		W	76-74	32-66	.485	7-10	.700	24-58	.414	.714	+9	11/8	36-33			
M23	at UAB (#2)		W	60-55	22-53	.415	13-20	.650	15-52	.288	.731	+2	15/12	25-25			
M30	#Rhode Island		W	68-67	29-83	.349	8-16	.500	25-68	.368	.667	+15	17/18	30-30			
A1	#Dayton		L	68-79	26-61	.426	8-15	.533	29-60	.483	.625	-7	15/11	32-45			

# 2009-10 ACC Basketball

## NC STATE Wolfpack (20-16, 5-11 ACC)

Results	NCS AP USA	Opp AP USA	W/L	Score	NCS FGs	NCS FG%	NCS FTs	NCS FT%	Opp FGs	Opp FG%	Opp FT%	Reb Mar	TO ST/Op	Half
N12 Georgia State.....			W	69-53	20-49	.408	26-35	.743	22-59	.373	.500	+2	9/12	32-29
N20 #Akron.....			W	66-45	22-34	.647	17-26	.654	17-55	.309	.389	+13	25/14	43-21
N21 #Austin Peay.....			W	66-59	26-58	.448	8-12	.667	24-49	.490	.500	-4	11/16	37-21
N22 #Auburn.....			W	60-58	21-63	.333	13-18	.722	22-53	.415	.333	+7	11/15	26-25
N29 New Orleans.....			W	69-52	21-44	.477	19-25	.760	22-63	.349	.750	Even	13/13	34-24
D1 Northwestern.....			L	53-65	19-56	.339	13-19	.684	24-49	.490	.688	-7	13/16	24-34
D5 at Marquette.....			W	77-73	30-56	.536	10-20	.500	25-66	.379	.778	-8	12/15	25-36
D12 Georgia Southern.....			W	75-57	33-51	.647	4-9	.444	22-55	.400	.688	+5	15/8	31-20
D17 Elon.....			W	79-76	31-64	.484	14-23	.609	30-64	.469	.643	+4	9/8	33-39
D20 at Wake Forest.....			L	59-67	21-62	.339	11-19	.579	26-61	.426	.522	-8	16/16	25-36
D23 at Arizona.....			L	74-76	30-66	.455	6-10	.600	26-57	.456	.704	+11	20/11	23-31
D29 Winthrop.....			W	68-52	26-53	.491	6-15	.400	20-63	.317	.529	+2	14/7	41-29
D31 at UNC Greensboro.....			W	89-67	31-56	.554	17-22	.773	27-62	.435	.773	-11	11/21	32-28
J3 Florida.....			L	61-62	22-55	.400	10-19	.526	26-69	.377	.700	Even	14/9	29-27
J6 Holy Cross.....			W	87-70	33-64	.516	11-12	.917	21-57	.368	.750	-3	8/18	33-31
J9 Virginia.....			L	62-70	21-52	.404	16-26	.615	23-54	.426	.950	-6	9/10	30-26
J12 at Florida State.....	25	25	W	88-81	24-53	.453	29-35	.829	26-57	.456	.735	+9	18/14	38-31
J16 Clemson.....	24	19	L	70-73	21-54	.389	24-30	.800	26-53	.491	.739	+11	11/11	28-45
J20 Duke.....	7	6	W	88-74	32-55	.582	19-26	.731	22-57	.386	.758	-12	9/14	41-38
J23 at Maryland.....			L	64-88	24-66	.364	10-16	.625	29-54	.537	.727	-2	11/9	33-41
J26 North Carolina.....			L	63-77	23-59	.390	13-22	.591	29-57	.509	.591	-9	19/10	33-37
J30 North Carolina Central.....			W	77-42	27-45	.600	21-31	.677	13-49	.265	.800	+12	12/15	27-20
F3 at Virginia.....			L	47-59	18-48	.375	9-16	.563	22-54	.407	.692	-10	7/8	28-25
F6 at Georgia Tech.....			L	71-73	24-68	.353	17-22	.773	26-50	.520	.517	+7	22/22	32-30
F10 Virginia Tech.....			L	52-72	20-70	.286	12-20	.600	27-51	.529	.750	+8	15/16	23-34
F13 at North Carolina.....			L	61-74	23-56	.411	10-17	.588	25-60	.417	.655	-12	12/10	31-33
F17 Maryland.....			L	58-67	23-66	.348	8-10	.800	25-58	.431	.632	+2	12/7	37-27
F20 Wake Forest.....			W	68-54	21-52	.404	20-24	.833	23-66	.348	.533	-19	15/23	28-18
F27 at Miami.....			W	71-66	24-47	.511	19-31	.613	24-51	.471	.750	-2	10/14	30-30
M3 at Virginia Tech.....			L	59-71	20-50	.400	15-19	.769	24-53	.453	.714	+6	20/10	22-31
M7 Boston College.....			W	66-54	23-46	.500	15-21	.714	22-49	.449	.636	+2	10/11	24-23

### ACC Tournament

M11 #Clemson.....			W	59-57	23-44	.523	10-15	.667	20-51	.392	.556	+9	19/15	25-21
M12 #Florida State.....			W	58-52	19-43	.442	13-20	.650	20-52	.385	.529	-17	16/20	25-28
M13 #Georgia Tech.....			L	54-57	19-62	.305	10-19	.526	18-41	.439	.594	-6	6/16	19-29

### National Invitation Tournament (#6 Seed)

M16 at South Florida (#3).....			W	58-57	23-55	.418	8-10	.800	17-40	.425	.677	+10	14/10	22-26
M20 at Alabama-Birmingham (#2).....			L	52-72	19-53	.358	11-20	.550	26-51	.510	.667	-5	13/11	17-37

## VIRGINIA Cavaliers (15-16, 5-11 ACC)

Results	UVa AP USA	Opp AP USA	W/L	Score	UVa FGs	UVa FG%	UVa FTs	UVa FT%	Opp FGs	Opp FG%	Opp FT%	Reb Mar	TO VA/Op	Half
N13 Longwood.....			W	85-72	30-50	.600	19-24	.792	29-61	.475	.600	+15	16/11	49-27
N16 at South Florida.....			L	49-66	17-52	.327	13-17	.765	24-45	.533	.722	-11	9/14	27-31
N19 Rider.....			W	79-46	29-56	.518	14-19	.737	17-51	.333	.417	+15	10/14	36-22
N21 Oral Roberts.....			W	76-55	25-55	.455	20-27	.741	18-56	.321	.600	+9	10/14	41-35
N24 #Stanford.....			L	52-57	17-45	.378	14-24	.583	21-54	.389	.467	-1	13/10	31-30
N25 #Cleveland State.....			W	76-65	28-53	.528	10-14	.714	26-47	.553	.500	+14	10/10	27-34
N30 Penn State.....			L	66-69	25-61	.410	8-13	.615	23-52	.442	.680	-3	8/10	27-21
D7 at Auburn.....			L	67-68	25-58	.431	8-10	.800	25-53	.472	.471	-4	9/12	34-32
D21 NJIT.....			W	68-37	24-62	.387	13-17	.765	13-48	.271	.500	+15	7/14	32-19
D23 Hampton.....			W	80-54	30-60	.500	9-10	.900	20-54	.370	.667	+15	11/13	48-28
D30 UAB.....	24	x	W	72-63	25-52	.481	16-21	.762	28-59	.475	.333	-1	12/13	30-35
J5 Texas-Pan American.....			W	83-72	30-53	.566	5-9	.556	20-48	.417	.692	+8	11/14	40-23
J9 at NC State.....			W	70-62	23-54	.426	19-20	.950	21-52	.404	.615	+6	10/9	26-30
J13 Georgia Tech.....	20	18	W	82-75	27-61	.443	23-26	.885	33-64	.516	.273	+3	7/11	38-39
J16 Miami.....	25	x	W	75-57	29-56	.518	11-16	.688	17-54	.315	.731	Even	9/12	33-21
J18 UNC Wilmington.....			W	69-67	23-54	.426	20-24	.833	26-51	.510	.800	+7	11/16	34-27
J23 at Wake Forest.....			L	57-69	22-65	.338	8-16	.500	23-44	.523	.690	-13	12/24	15-34
J28 Virginia Tech.....			L	71-76	25-57	.439	15-22	.682	28-62	.452	.800	-5	16/14	27-28
J31 at North Carolina.....			W	75-60	27-52	.519	14-18	.778	20-56	.357	.500	-5	16/17	35-30
F3 NC State.....			W	59-47	22-54	.407	9-13	.692	18-48	.375	.563	+10	7/8	25-28
F6 Wake Forest.....			L	61-64	22-65	.338	12-16	.750	25-57	.439	.478	-12	9/13	34-29
F13 at Virginia Tech.....			L	55-61	21-64	.328	10-15	.667	20-54	.370	.800	+5	9/10	25-21
F15 at Maryland.....			L	66-85	22-58	.379	20-22	.909	36-64	.563	.600	-14	12/13	34-52
F17 Florida State.....			L	50-69	18-48	.375	9-13	.692	28-56	.500	.500	-3	12/10	24-33
F20 at Clemson.....			L	49-72	21-60	.350	5-7	.714	27-52	.519	.923	-3	12/12	22-41
F23 at Miami.....			L	62-74	20-57	.351	12-15	.800	28-59	.475	.846	-8	8/8	32-33
F28 Duke.....	5	5	L	49-67	16-51	.314	15-18	.833	24-50	.480	.706	+2	14/8	21-35
M3 at Boston College.....			L	55-68	24-52	.462	5-11	.455	25-57	.439	.833	-4	12/9	23-37
M6 Maryland.....	22	23	L	68-74	26-49	.531	7-8	.875	23-55	.418	.769	-14	11/9	27-38

### ACC Tournament

M11 #Boston College.....			W	68-62	23-53	.434	14-20	.700	25-60	.417	.875	-6	5/7	34-27
M12 #Duke.....	4	4	L	46-57	17-53	.321	9-11	.818	21-55	.382	.647	-2	14/11	27-27

# 2009-10 ACC Basketball

## VIRGINIA TECH Hokies (25-9, 10-6 ACC)

Results	VT AP USA	Opp AP USA	W/L	Score	VT FGs	VT FG%	VT FTs	VT FT%	Opp FGs	Opp FG%	Opp FT%	Reb Mar	TO VT/Op	Half
N15	Brown.....		W	69-55	26-56	.464	10-18	.556	21-47	.447	.533	+2	8/17	34-23
N17	UNC Greensboro.....		W	59-46	24-64	.375	10-18	.556	18-51	.353	.636	-1	12/23	26-26
N23	at Campbell.....		W	71-60	24-54	.444	16-24	.667	22-44	.500	.579	+8	11/15	33-31
N27	at Temple.....		L	50-61	17-57	.298	13-17	.765	24-56	.429	.529	-1	13/13	17-27
N28	#Delaware.....		W	ot 74-66	23-65	.354	22-31	.710	22-57	.386	.667	+1	9/12	30-29
D1	at Iowa.....		W	70-64	27-58	.486	12-17	.706	22-49	.449	.800	+7	5/11	34-28
D6	Georgia.....		W	74-62	25-53	.472	18-19	.947	21-50	.420	.727	+8	14/11	36-27
D9	VMI.....		W	98-73	38-84	.452	21-28	.750	26-70	.371	.765	+23	15/18	44-37
D12	at Penn State.....		W	66-64	24-55	.436	13-19	.684	22-65	.338	.591	-3	11/6	36-36
D19	Charleston Southern.....		W	73-50	27-49	.551	11-16	.688	17-50	.340	.632	+1	19/23	33-21
D22	UMBC.....		W	71-34	26-57	.456	6-13	.542	11-49	.224	.667	+16	14/22	38-13
D30	Longwood.....		W	85-50	30-51	.588	23-41	.561	18-70	.257	.692	+11	18/17	43-21
J2	vs. Seton Hall.....		W	ot 104-93	31-66	.470	36-43	.837	36-73	.493	.750	+4	14/14	37-33
J10	at North Carolina.....	9	L	64-78	24-67	.358	12-18	.667	28-52	.538	.773	-3	12/18	38-34
J13	Miami.....	25	x	81-66	25-53	.472	24-33	.727	21-61	.344	.581	+6	15/13	50-23
J16	at Florida State.....	25	25	58-63	19-55	.345	11-21	.524	18-44	.409	.742	-6	18/23	25-32
J18	North Carolina Central.....		W	72-30	25-56	.446	15-24	.625	13-49	.265	.500	+19	11/21	30-8
J23	Boston College.....		W	63-62	22-57	.386	15-19	.789	22-40	.550	.938	-6	9/20	38-29
J28	at Virginia.....		W	ot 76-71	28-62	.452	16-20	.800	25-57	.439	.682	+5	14/16	28-27
J31	at Miami.....		L	75-82	25-53	.472	20-24	.833	24-38	.632	.781	+1	15/20	30-47
F4	North Carolina.....		W	74-70	26-67	.388	18-22	.818	23-53	.434	.667	-4	10/19	33-35
F6	Clemson.....		W	70-59	15-49	.306	38-46	.826	19-62	.306	.667	-12	10/17	29-27
F10	at NC State.....		W	72-52	20-70	.286	12-20	.600	27-51	.529	.750	-8	16/15	34-23
F13	Virginia.....		W	61-55	20-54	.370	16-20	.800	21-64	.328	.667	-5	10/9	21-25
F16	Wake Forest.....		W	87-83	26-61	.426	32-47	.681	31-68	.456	.667	+9	13/11	32-40
F21	at Duke.....	6	6	55-67	19-58	.328	15-16	.938	18-62	.290	.808	-9	11/11	30-35
F24	at Boston College.....		L	60-80	19-61	.311	20-27	.741	29-57	.509	.750	-21	10/18	24-39
F27	Maryland.....		L	2ot 100-104	37-81	.457	22-31	.710	37-83	.446	.815	+9	15/11	37-31
M3	NC State.....		W	71-59	24-53	.453	20-28	.714	20-50	.400	.789	-6	10/20	31-22
M6	at Georgia Tech.....		W	88-82	25-49	.510	29-36	.806	27-71	.380	.692	+2	16/10	45-39
<b>ACC Tournament</b>														
M12	#Miami.....		L	65-70	24-63	.381	11-18	.611	25-54	.463	.762	-17	8/18	37-35
<b>National Invitation Tournament (#1 Seed)</b>														
M19	#Quinnipiac (#8).....		W	81-61	29-64	.453	16-26	.615	24-63	.381	.750	+12	7/10	39-27
M22	#Connecticut (#4).....		W	65-63	24-57	.421	15-23	.652	25-60	.417	.563	-1	10/13	30-35
M24	#Rhode Island (#2).....		L	72-79	26-54	.481	16-22	.727	28-60	.467	.680	+6	16/10	42-40

## WAKE FOREST Demon Deacons (20-11, 9-7 ACC)

Results	WF AP USA	Opp AP USA	W/L	Score	WF FGs	WF FG%	WF FTs	WF FT%	Opp FGs	Opp FG%	Opp FT%	Reb Mar	TO WF/Op	Half
N13	Oral Roberts.....		W	76-56	29-60	.483	13-22	.591	24-62	.387	.364	+26	18/13	39-23
N15	#East Carolina.....		W	89-58	34-63	.540	17-27	.630	14-57	.246	.675	-2	15/22	46-28
N18	High Point.....		W	83-60	27-52	.519	28-36	.778	20-57	.351	.786	+14	18/22	42-39
N24	Winston-Salem State.....		W	76-52	30-57	.526	10-16	.625	19-59	.322	.769	+7	16/17	41-25
N28	William & Mary.....		L	68-78	26-74	.351	6-12	.500	22-50	.440	.771	+4	10/11	22-31
D1	at Purdue.....	4	6	58-69	22-52	.423	10-19	.526	22-64	.344	.774	-2	25/9	31-29
D5	at Gonzaga.....	17	16	77-75	24-63	.381	21-28	.750	23-51	.451	.618	+6	10/10	34-33
D13	Elon.....		W	90-50	38-72	.528	12-14	.857	18-58	.310	.688	+26	14/16	41-28
D16	at UNC Wilmington.....		W	80-69	30-56	.536	18-31	.581	24-60	.400	.536	+6	16/18	37-30
D20	NC State.....		W	67-59	26-61	.426	12-23	.522	21-62	.339	.579	+8	16/16	35-26
D28	at UNC Greensboro.....		W	75-60	25-56	.446	19-30	.633	21-69	.304	.765	-2	12/13	31-24
D31	Richmond.....		W	ot 74-68	21-56	.375	29-40	.725	24-59	.407	.667	+16	15/14	29-29
J3	Xavier.....		W	2ot 96-92	34-66	.515	24-43	.558	32-86	.372	.767	Even	19/16	41-43
J9	at Miami.....		L	66-67	21-58	.362	20-25	.800	25-54	.463	.647	-1	10/15	31-36
J12	Maryland.....		W	ot 85-83	32-70	.457	16-20	.800	28-70	.400	.760	-2	16/15	42-39
J17	at Duke.....	8	7	70-90	26-66	.394	15-25	.600	30-70	.429	.813	-7	17/14	38-46
J20	at North Carolina.....	24	23	82-69	30-60	.500	13-18	.722	26-71	.366	.733	+4	12/9	36-33
J23	Virginia.....		W	69-57	23-44	.523	20-29	.690	22-65	.338	.500	+13	24/12	34-15
J28	at Georgia Tech.....	22	22	58-79	21-64	.328	13-25	.520	29-54	.537	.750	-9	11/17	29-35
F2	Miami.....		W	62-53	18-44	.409	21-27	.778	16-54	.296	.750	-2	16/18	36-27
F6	at Virginia.....		W	ot 64-61	25-57	.439	11-23	.478	22-65	.338	.750	-12	9/13	34-29
F9	Boston College.....		W	92-85	31-54	.574	23-31	.742	31-67	.463	.609	+1	12/10	50-39
F13	Georgia Tech.....		W	75-64	29-66	.439	12-17	.706	19-55	.345	.800	+3	12/17	37-37
F16	at Virginia Tech.....		L	83-87	31-68	.456	18-27	.667	26-61	.426	.681	+9	11/13	40-32
F20	at NC State.....		L	54-68	23-66	.348	8-15	.533	21-52	.404	.833	+19	23/15	18-28
F27	North Carolina.....		L	68-77	22-74	.297	15-24	.625	26-65	.400	.576	-2	11/12	28-32
M3	at Florida State.....		L	47-51	17-40	.425	10-15	.667	15-41	.366	.708	-2	20/15	25-31
M7	Clemson.....		W	70-65	25-59	.424	18-22	.818	24-62	.387	.632	+11	18/14	31-29
<b>ACC Tournament</b>														
M11	#Miami.....		L	62-83	20-57	.351	18-28	.643	30-58	.517	.833	-5	10/8	27-41
<b>NCAA Tournament (#9 Seed - East)</b>														
M18	#Texas (#8).....		W	ot 81-80	30-70	.429	15-24	.625	26-69	.377	.606	+25	20/5	37-38
M20	#Kentucky (#1).....	2	2	60-90	21-64	.328	16-26	.615	38-63	.603	.412	-8	11/11	28-44