

Item description

- Protected against mismatching and maintenance-free
- Push-in CAGE CLAMP® spring pressure connection technology allows solid conductors to be simply pushed into a unit
- Compact design with 4.4 mm pole spacing

Note:



All connectors for mounted installations (snap-in versions for lighting fixtures or devices, all types of PCB and distribution connectors) are factory-equipped with locking levers to ensure plugs and sockets are securely locked. Additional locking levers are only required for flying leads (plug /socket).

Safety information 1:

Application note for the U.S. market (USR): Some versions may also be used for current interruption in accordance with the UL certificate in select applications with currents below 5 A and voltages up to 600 V. For further information, please contact your local sales office.

Data

Electrical data

Note on Contact Resistance

approx. 1mΩ contact resistance

approx. 0.25mΩ contact transition plug/socket

Ratings per IEC/EN 60664-1

Rated voltage (III / 3)	400 V
Rated impulse voltage (III / 3)	6 kV
Rated current	13 A

Approvals per UL 1977

Rated voltage per UL 1977 (factory wiring only)	600 V
Rated current per UL 1977 (factory wiring only)	12 A

Connection data

Connection technology	Push-in CAGE CLAMP®
Actuation type	Operating tool Push-in
Nominal cross section	1.5 mm²
Solid conductor	0.25 ... 1.5 mm² / 22 ... 16 AWG
Solid conductor, push-in termination	0.75 ... 1.5 mm² / 20 ... 16 AWG
Stranded conductor	0.25 ... 1 mm² / 22 ... 18 AWG
Fine-stranded conductor	0.25 ... 1.5 mm² / 22 ... 16 AWG
Fine-stranded conductor with ferrule with plastic collar	0.25 ... 0.75 mm² / 22 ... 20 AWG
Fine-stranded conductor with ferrule without plastic collar	0.25 ... 0.75 mm² / 22 ... 20 AWG
Strip length	9 mm / 0.35 inch
Note (strip length)	see also packaging or instructions
No. of poles	5
Total number of connection points	5



Total number of potentials	5
Conductor entry direction to mating direction	0°

Geometrical Data

Pin spacing	4.4 mm / 0.173 inch
Width	35.5 mm / 1.398 inch
Height	17.5 mm / 0.689 inch
Depth	39.85 mm / 1.569 inch

Mechanical data

Coding	A
Mating force of a plug-in connection	approx. 20 ... 70 N (depending on pole number)
Retention force of a plug-in connection	When locked: > 80 N
Unmating force of a plug-in connection	when unlocked: approx. 20 ... 70 N (depending on pole number)
Number of mating cycles	200, without resistive load 100, with resistive load $I_N = 16A$, tested (1.5mm ² /AWG 16)
Gehäuseblechstärke	0.5 ... 2 mm / 0.02 ... 0.079 inch
Mounting type	Snap-in
Marking	N 1 2 3
Protection class	IP20
Note on protection class	Only in mated condition with strain relief housing (These compact connectors are not designed for use in open, easily accessible areas.)
Potential marking	N 1 2 3

Plug connection

Contact type (pluggable connector)	Male connector/plug
Connector connection type	for conductors
Mismating protection	Yes
Locking of plug-in connection	locking lever
Locking lever	yes

Material Data

Color	white
Insulating material	Polyamide 66 (PA 66)
Flammability class per UL94	V0
Clamping spring material	Chrome nickel spring steel (CrNi)

Contact material	Copper or copper alloy, surface-treated
Fire load	0.193 MJ
Weight	8.11 g

Environmental Requirements



Surrounding air (operating) temperature	-35 ... 85 °C
Processing temperature	-5 ... +40 °C
Continuous operating temperature	-35 ... +85 °C
Note on Continuous Service Temperature	Insulating parts for temperatures ≤ 105 °C

Commercial data



Product Group	20 (WINSTA)
Country of origin	PL
GTIN	4045454233563
Customs Tariff No.	85366990990

Approvals / Certificates

Country specific Approvals

Logo	Approval	Additional Approval Text	Certificate name
	CCA DEKRA Certification B.V.	IEC 61535	NL-49482
	CCA DEKRA Certification B.V.	EN 61535	71-102984
	CCA DEKRA Certification B.V.	EN 61535	2182129.01
	CCA DEKRA Certification B.V.	IEC 61535	NL-35632

Ship Approvals

Logo	Approval	Additional Approval Text	Certificate name
	ABS American Bureau of Shipping	Steel Vessel Rules	14-HG1241513-PDA
	DNV GL Det Norske Veritas, Germanischer Lloyd	-	TAE00001Z6





DNV GL
Det Norske Veritas, Germanischer Lloyd

-


TAE00001Z6

UL-Approvals



Logo	Approval	Additional Approval Text	Certificate name
	UL	UL 1977	E45171
	UL International Germany GmbH		
	UL	UL 1977	E45171
	UL International Germany GmbH		

Compatible products

protection

	Item no.: 770-643	770-643
	Lockout cap; 3-pole; for cutouts; Plastic	
	Item no.: 770-693	770-693
	Lockout cap; for cutout; for cutouts; Plastic	

tools

	Item no.: 210-719	210-719
	Operating tool with partially insulated shaft; Type 1, blade (2.5 x 0.4) mm	
	Item no.: 890-385	890-385
	Operating tool; 5-way	

Downloads

Documentation

Bid Text

890-735	Apr 4, 2012	doc 23.0 kB	Download
WINSTA MINI 5-polig			

CAD/CAE - Smart Data

CAD data

3D Download 890-735	URL	Download
---------------------	-----	----------



Subject to changes.
