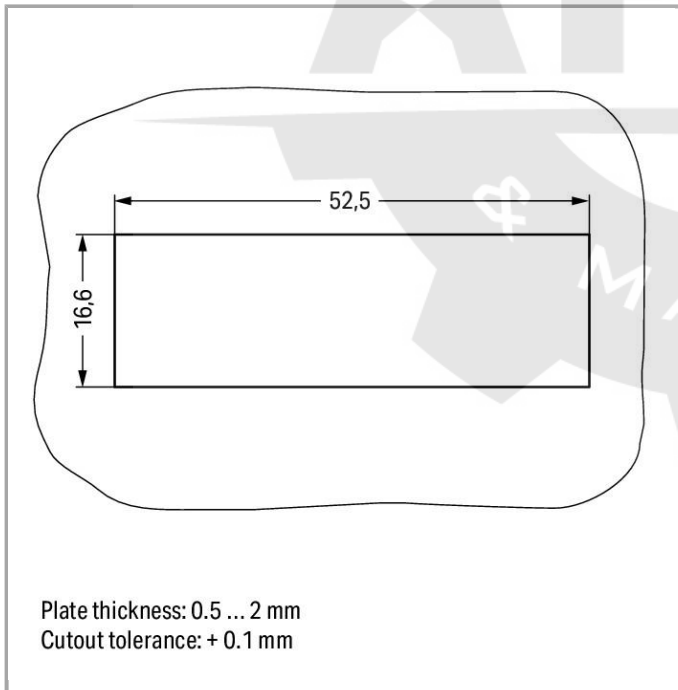
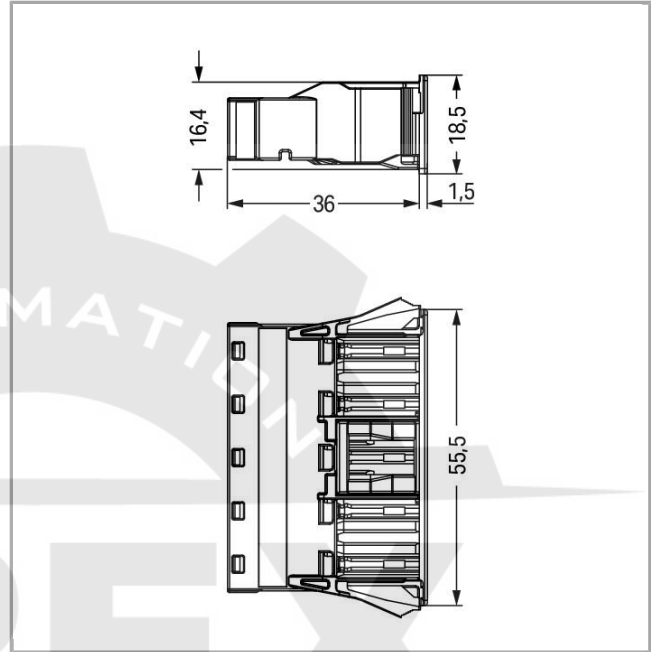



770-2105



Item description

- Protected against mismatching and maintenance-free



- Push-in CAGE CLAMP® spring pressure connection technology allows solid conductors to be simply pushed into a unit
- Two-wire connection per pole for loops or bridges
- Additional variable coding is possible

Note:

All connectors for mounted installations (snap-in versions for lighting fixtures or devices, all types of PCB and distribution connectors) are factory-equipped with locking levers to ensure plugs and sockets are securely locked. Additional locking levers are only required for flying leads (plug /socket).

Safety information 1:

Application note for the U.S. market (USR): Some versions may also be used for current interruption in accordance with the UL certificate in select applications with currents below 16 A and voltages up to 600 V. For further information, please contact your local sales office.

Data**Electrical data**

Note on Contact Resistance

approx. 1mΩ contact resistance

approx. 0.25mΩ contact transition plug/socket

Ratings per IEC/EN 60664-1

Rated voltage (III / 3)	400 V
Rated impulse voltage (III / 3)	6 kV
Rated current	25 A

Approvals per UL 1977

Rated voltage per UL 1977 (factory wiring only)	600 V
Rated current per UL 1977 (factory wiring only)	23 A

Connection data

Connection technology	Push-in CAGE CLAMP®
Actuation type	Operating tool Push-in
Nominal cross section	4 mm²
Solid conductor	0.5 ... 4 mm² / 20 ... 12 AWG
Solid conductor, push-in termination	1.5 ... 4 mm² / 16 ... 12 AWG
Stranded conductor	0.5 ... 2.5 mm² / 20 ... 14 AWG
Fine-stranded conductor	0.5 ... 4 mm² / 20 ... 12 AWG

Fine-stranded conductor with ferrule with plastic collar	0.25 ... 1.5 mm ² / 20 ... 16 AWG
Fine-stranded conductor with ferrule without plastic collar	0.25 ... 2.5 mm ² / 20 ... 14 AWG
Strip length	9 mm / 0.35 inch
Note (strip length)	see also packaging or instructions
No. of poles	5
Total number of connection points	10
Total number of potentials	5
Conductor entry direction to mating direction	0°

Geometrical Data

Pin spacing	10 mm / 0.394 inch
Width	55.5 mm / 2.185 inch
Height	18.5 mm / 0.728 inch
Depth	36 mm / 1.417 inch

Mechanical data

Coding	I
Mating force of a plug-in connection	approx. 20 ... 70 N (depending on pole number)
Retention force of a plug-in connection	When locked: > 80 N
Unmating force of a plug-in connection	when unlocked: approx. 20 ... 70 N (depending on pole number)
Number of mating cycles	200, without resistive load 100, with resistive load $I_N = 25A$, tested (4 mm ² /AWG 12)
Gehäuseblechstärke	0.5 ... 2 mm / 0.02 ... 0.079 inch
Mounting type	Snap-in
Marking	N L DA- DA+
Protection class	IP20
Note on protection class	Only in mated condition with strain relief housing (These compact connectors are not designed for use in open, easily accessible areas.)
Potential marking	N L DA- DA+

Plug connection

Contact type (pluggable connector)	Female connector/socket
Connector connection type	for conductors
Mismating protection	Yes
Locking of plug-in connection	locking lever
Locking lever	yes

Material Data

Color	blue
Insulating material	Polyamide 66 (PA 66)
Flammability class per UL94	V0
Clamping spring material	Chrome nickel spring steel (CrNi)
Contact material	Copper or copper alloy, surface-treated
Fire load	0.338 MJ
Weight	18.3 g

Environmental Requirements



Surrounding air (operating) temperature	-35 ... 85 °C
Processing temperature	-5 ... +40 °C
Continuous operating temperature	-35 ... +85 °C
Note on Continuous Service Temperature	Insulating parts for temperatures ≤ 105 °C

Commercial data


Country of origin	DE
GTIN	4055143594806
Customs Tariff No.	85366990990

Approvals / Certificates

Country specific Approvals

Logo	Approval	Additional Approval Text	Certificate name
	CCA DEKRA Certification B.V.	EN 61535	2173495.02
	CCA DEKRA Certification B.V.	IEC 61535	NL-32105
	VDE VDE Prüf- und Zertifizierungsinstitut	EN 61535	40029808

Ship Approvals

Logo	Approval	Additional Approval Text	Certificate name
	DNV GL Det Norske Veritas, Germanischer Lloyd	-	TAE00001Z6



DNV GL
Det Norske Veritas, Germanischer Lloyd

TAE00001Z6




LR
Lloyds Register

IEC 61984





02/20050
(E6)

UL-Approvals


Logo	Approval	Additional Approval Text	Certificate name
	cURus Underwriters Laboratories Inc.	UL 1977	E45171 Sec. 9

Compatible products

protection

	Item no.: 770-201 Lockout cap; 12-pole, separable; 12-pole; for sockets	770-201
	Item no.: 770-221 Lockout cap; for socket; 12-pole; separable	770-221
	Item no.: 770-645 Lockout cap; 5-pole; for cutouts; Plastic	770-645
	Item no.: 770-695 Lockout cap; for cutout; for cutouts; Plastic	770-695

tools

	Item no.: 210-720 Operating tool with partially insulated shaft; Type 2, blade (3.5 x 0.5) mm	210-720
--	--	---------

Downloads

Documentation

Bid Text

770-2105	Apr 4, 2012	doc	Download
WINSTA MIDI 5-polig		23.6 kB	

CAD/CAE - Smart Data

CAD data

