


Data sheet | Item number: 294-5155



Lighting connector; push-button, external; with direct ground contact; 5-
pole; Lighting side: for solid conductors; Inst. side: for all conductor types;
max. 2.5 mm²; Surrounding air temperature: max 85°C (T85); 2,50 mm²; white

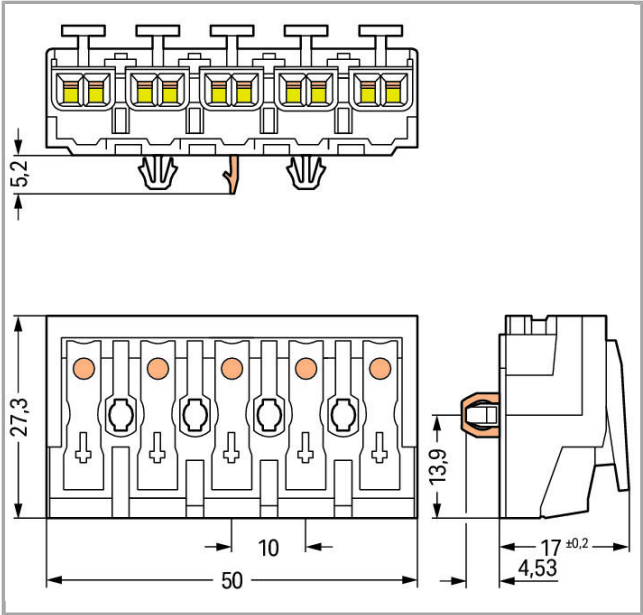
294-5155



RoHS
Compliant

BOMcheck.net

Color:



Item description

- External connection of solid, stranded and fine-stranded conductors
- Universal conductor termination (AWG, metric)
- Third contact at bottom
- Strain relief plate can be retrofitted

Data

Electrical data

Ratings per IEC/EN 60664-1

Ratings note	Connection points
Rated voltage (II / 2)	500 V
Rated impulse voltage (II / 2)	4 kV
Rated current	24 A
Ratings according to 2	IEC/EN 60998-2-2
Ratings note 2	Connection points
Rated voltage (II / 2) 2	500 V



Rated impulse voltage (II / 2) 2	4 kV
Rated current (2)	24 A
Rated current (3)	16 A

Connection data

Connection type (1)	External 1
Connection technology	Push-in CAGE CLAMP®
Number of connection points (connection type)	2
Actuation type	Operating tool Push-button
Connectable conductor materials	Copper
Solid conductor	0.5 2.5 mm² / 18 12 AWG
Solid conductor, push-in termination	0.5 2.5 mm² / 18 12 AWG
Stranded conductor	0.5 2.5 mm² / 18 14 AWG
Fine-stranded conductor	0.5 2.5 mm² / 18 14 AWG
Fine-stranded conductor with ferrule with plastic collar	0.5 1.5 mm² / 18 16 AWG
Fine-stranded conductor with ferrule without plastic collar	0.5 1.5 mm² / 18 16 AWG
Strip length	8 9 mm / 0.31 0.35 inch
Connection type (2)	Internal 2
Connection technology 2	PUSH WIRE®
Number of connection points	1
Solid conductor (2)	0.5 2.5 mm² / 18 14 AWG
Fine-stranded conductor with insulated ferrule (2)	0.5 1 mm² / 18 16 AWG
Fine-stranded conductor with uninsulated ferrule (2)	0.5 1.5 mm² / 18 14 AWG
Strip length (2)	8 9 mm / 0.31 0.35 inch
Connection type (3)	Internal 3
Number of connection points	1
Solid conductor (3)	0.5 1.5 mm² / 18 16 AWG
Fine-stranded conductor with insulated ferrule (3)	0.5 0.75 mm² / 18 AWG0.5 0.75mm² / 18 AWG
Fine-stranded conductor with uninsulated ferrule (3)	0.5 1 mm² / 18 AWG
Connection type (4)	Internal 4
Number of connection points	1
Solid conductor (4)	0.5 0.75 mm² / 18 AWG
Total number of connection points	25
Total number of potentials	5
Number of connection types	4
Type of wiring	Side-entry wiring
Ground function	with direct GND contact
No. of poles	5

Geometrical Data

Pin spacing	10 mm / 0.394 inch
Width	50 mm / 1.969 inch
Height from the surface	17 mm / 0.669 inch
Depth	27.3 mm / 1.075 inch

Mechanical data

Mounting type	Snap-in mounting foot
Marking	3-N-PE-1-2

Material Data

Color	white
Material group	III a
Insulating material	Polycarbonate (PC)
Flammability class per UL94	V0
Clamping spring material	Chrome nickel spring steel (CrNi)
Contact material	Electrolytic copper (E _{Cu})
Contact plating	tin-plated
Fire load	0.304 MJ
Weight	15.501 g

Environmental Requirements


Temperature stability	120 °C
-----------------------	--------

Commercial data


Product Group	8 (Misc. Chassis Mount Blocks)
Country of origin	CH
GTIN	4050821098379
Customs Tariff No.	85369010000

Approvals / Certificates

Radio-Approvals



Logo	Approval	Additional Approval Text	Certificate name
	ENEC 05 DEKRA Certification B.V.	EN 60998	2128791.01

Country specific Approvals





Logo	Approval	Additional Approval Text	Certificate name
	ENEC 05 DEKRA Certification B.V.	EN 60998	2128791.01

Compatible products

tools

	Item no.: 206-294 Disconnection tool; suitable for removing conductors from PUSH WIRE® contacts	206-294
	Item no.: 294-199 Operating tool; for pressing the snap-in mounting feet into the mounting plate; For fitting ground contacts; for 294 Series	294-199

Strain relief plate

	Item no.: 294-364 Strain relief plate; for 294 Series; for multicore cables; 3- to 5-pole; with secured clamp; white	294-364
	Item no.: 294-370 Strain relief; with snap-in mounting feet; for cable diameter 4.5 - 12 mm; white	294-370
	Item no.: 294-375 Strain relief; for 294 Series; without snap-in mounting feet; white	294-375
	Item no.: 294-384 Strain relief plate; for 294 Series; for single strands; 3- to 5-pole; with secured clamp; white	294-384

Downloads

Documentation

Bid Text

294-5155	doc 29.2 kB	Download
----------	----------------	----------

Additional Information

Technical explanations	Apr 3, 2019	pdf 2.1 MB	Download
------------------------	-------------	---------------	----------

CAD/CAE - Smart Data

CAD data

3D Download 294-5155	URL	Download
----------------------	-----	----------



WSCAD

WSCAD Universe

[Download](#)

Subject to changes.