


Data sheet | Item number: 289-431

Interface Module; with female connector; 64-pole; for male header with solder contact; Type C; for connectors per DIN 41612; Vertical mounting

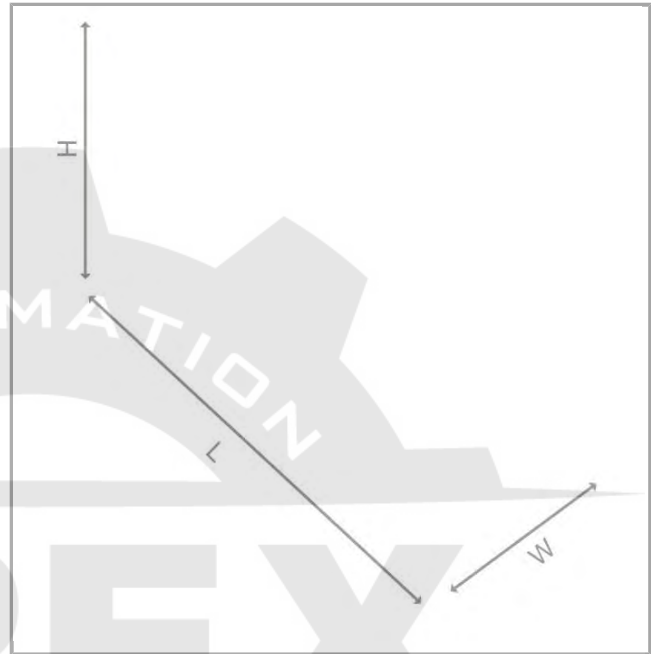


289-431



RoHS
Compliant

BOMcheck.net



Data

Electrical data

Operating voltage	\leq AC 30 V; \leq DC 50 V
Nominal current	1 A
Contact resistance (max.)	20 m Ω

Safety and protection:

Rated voltage	50 V
Rated impulse voltage	0.8 kV
Pollution degree	2
Protection class	IP00*
Note on protection class	* Notice! Live conductors! Protection against direct contact must be provided by the equipment builder, e.g., using a WAGO 709 Series cover (see Accessories) or a similar cover. The installation requirements for the particular application must be observed.

Connection data

No. of poles	64
Connection type (1)	System
No. of poles 1	64
Pluggable connector	Pluggable connector per DIN 41612; type C; female connector
For mating connectors	With solder connection
Mating direction	Vertical
Connection type (2)	Field
No. of poles 2	64
Design 2	PCB terminal blocks, 2-row
Connection technology 2	CAGE CLAMP®
WAGO terminal 2	WAGO 236 Series
Solid conductor (2)	0.08 ... 2.5 mm² / 28 ... 12 AWG
Strip length (2)	5 ... 6 mm / 0.2 ... 0.24 inch
Note (conductor cross-section)	12 AWG: THHN, THWN
Performance level	2 / 400 mating cycles

Geometrical Data

Width	187 mm / 7.362 inch
Height from upper-edge of DIN-35 rail	21 mm / 0.827 inch
Depth	63.5 mm / 2.5 inch

Mechanical data

Type of mounting	DIN-35 rail
Housing design	PCB with mounting feet

Material Data

Contact material (pluggable connector)	Copper alloy, gold plated
Fire load	0 MJ
Weight	107.833 g

Environmental Requirements

Surrounding air (operating) temperature	-20 ... 50 °C
Surrounding air (storage) temperature	-40 ... 70 °C
Relative humidity	≤ 85% (non condensing)



Commercial data

Product Group	6 (Interface Electronics)
---------------	---------------------------




Country of origin	DE
GTIN	4045454390037
Customs Tariff No.	85369010000

Compatible products

assembling

	Item no.: 709-153 Cover; Type 1; suitable for cover carrier, type 1; 1 m long	709-153
	Item no.: 709-167 Cover carrier; Type 1; incl. fixing/retaining screws and knurled nut; suitable for 279 to 282 and 880 Series rail-mounted terminal blocks; suitable for 264 Series miniature rail-mounted terminal blocks; suitable for 270 Series sensor and actuator terminal blocks	709-167

Marking accessories

	Item no.: 709-177 Marking strips; on reel; 7.5 mm wide; not stretchable; plain; snap-on type	709-177
	Item no.: 709-178 Marking strips; on reel; 7.5 mm wide; not stretchable; plain; snap-on type	709-178
	Item no.: 709-196 Marking strips; for laser printer	709-196

tools

	Item no.: 210-720 Operating tool with partially insulated shaft; Type 2, blade (3.5 x 0.5) mm	210-720
--	---	---------

Downloads

Documentation

Additional Information

Disposal; Electrical and electronic equipment, Packaging	V 1.0.0	pdf 265.8 kB	Download
--	---------	-----------------	----------

Subject to changes.