

Data Sheet | Item Number: 2250-322

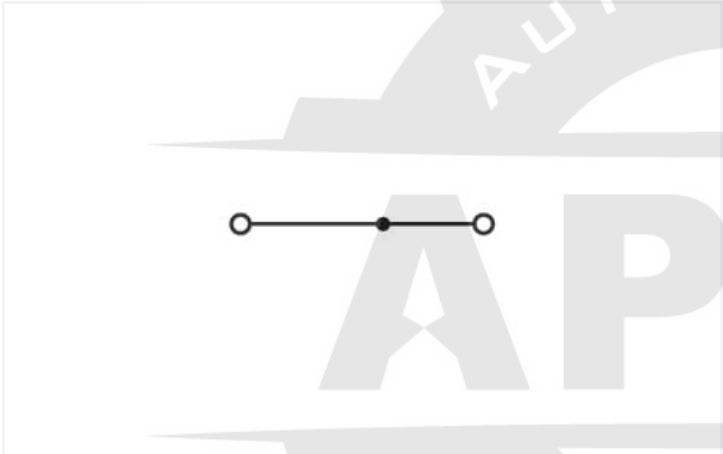
2-conductor miniature through terminal block; with push-button; 1 mm²; Center terminal block without snap-in mounting foot, without mounting flange; side and center marking; with test port; Push-in CAGE CLAMP®; 1,00 mm²; orange



<https://www.wago.com/2250-322>



Color: ■ orange



Similar to illustration

Electrical data			
Ratings per IEC/EN		Ratings per UL 1059	
Ratings per	IEC/EN 60998-2-2	Approvals per	UL 1059
Nominal voltage (III/3)	500 V	Rated voltage UL (Use Group B)	300 V
Rated impulse voltage (III/3)	6 kV	Rated current UL (Use Group B)	10 A
Rated current	13.5 A	Rated voltage UL (Use Group C)	300 V
Current at conductor cross-section (max.) mm²	17.5 A	Rated current UL (Use Group C)	10 A
Legend (ratings)	(III / 3) △ Overvoltage category III / Pollution degree 3		

Ratings per CSA		Ex information	
Approvals per	CSA 22.2 No 158	Reference hazardous areas	See "Downloads – Documentation – Additional Information: Technical Section; Technical Explications"
Rated voltage CSA (Use Group B)	300 V	Rated voltage EN (Ex e II)	352 V
Rated current CSA (Use Group B)	10 A	Rated current (Ex e II)	13.5 A
Rated voltage CSA (Use Group C)	300 V	Rated current (Ex e II) with jumper	12 A
Rated current CSA (Use Group C)	10 A		



Power loss	
Rated current I_N for specified power loss	13.5 A
Resistance value for specified, current-dependent power loss	0.00238 Ω

Connection data			
Connection points	2	Connection 1	
Total number of potentials	1	Connection technology	Push-in CAGE CLAMP®
Number of levels	1	Actuation type	Push-button
Number of jumper slots	1	Connectable conductor materials	Copper
		Nominal cross-section	1 mm²
		Solid conductor	0.14 ... 1.5 mm² / 24 ... 16 AWG
		Solid conductor; push-in termination	0.5 ... 1.5 mm² / 20 ... 16 AWG
		Fine-stranded conductor	0.14 ... 1.5 mm² / 24 ... 16 AWG
		Fine-stranded conductor; with insulated ferrule	0.14 ... 0.75 mm² / 24 ... 18 AWG
		Fine-stranded conductor; with ferrule; push-in termination	0.5 ... 0.75 mm² / 20 ... 18 AWG
		Note (conductor cross-section)	Depending on the conductor characteristic, a conductor with a smaller cross-section can also be inserted via push-in termination.
		Strip length	9 ... 11 mm / 0.35 ... 0.43 inches
		Wiring direction	Front-entry wiring


Physical data	
Width	3.5 mm / 0.138 inches
Height from the surface	27.2 mm / 1.071 inches
Depth	33.2 mm / 1.307 inches


Mechanical Data	
Mounting type	none
Marking level	Center/side marking

Material Data	
Note (material data)	Information on material specifications can be found here
Color	orange
Material group	I
Insulation material	Polyamide (PA66)
Flammability class per UL94	V0
Fire load	0.046 MJ
Weight	2.4 g



Environmental requirements	
Processing temperature	-35 ... +85 °C
Continuous operating temperature	-60 ... +105 °C
Commercial data	
ETIM 8.0	EC001284
PU (SPU)	100 pcs
Country of origin	DE
GTIN	4066966237566
Customs tariff number	85369010000

Downloads	
Environmental Product Compliance	
Compliance Search	
Environmental Product Compliance 2250-322	

Documentation	
Additional Information	
Technical Section	pdf 2142.18 KB 

1 Compatible Products	
1.1 Required Accessories	
1.1.1 End plate	
1.1.1.1 End plate	



Item No.: 2050-381
End plate; with fixing flange; 1.3 mm thick; gray

1.2 Optional Accessories	
1.2.1 Ferrule	

1.2.1.1 Ferrule

Item No.: 216-241

Ferrule; Sleeve for 0.5 mm² / 20 AWG; insulated; electro-tin plated; electrolytic copper; gastight crimped; acc. to DIN 46228, Part 4/09.90; white

Item No.: 216-242

Ferrule; Sleeve for 0.75 mm² / 18 AWG; insulated; electro-tin plated; electrolytic copper; gastight crimped; acc. to DIN 46228, Part 4/09.90; gray

Item No.: 216-243

Ferrule; Sleeve for 1 mm² / AWG 18; insulated; electro-tin plated; electrolytic copper; gastight crimped; acc. to DIN 46228, Part 4/09.90; red

1.2.2 Jumper

1.2.2.1 Jumper

Item No.: 2000-406/020-000

Delta jumper; insulated; light gray

Item No.: 2000-410/000-006

Jumper; 10-way; insulated; blue

Item No.: 2000-410

Jumper; 10-way; insulated; light gray

Item No.: 2000-410/000-005

Jumper; 10-way; insulated; red

Item No.: 2000-402/000-006

Jumper; 2-way; insulated; blue

Item No.: 2000-402

Jumper; 2-way; insulated; light gray

Item No.: 2000-402/000-005

Jumper; 2-way; insulated; red

Item No.: 2000-402/000-018

Jumper; 2-way; insulated; yellow-green

Item No.: 2000-403/000-006

Jumper; 3-way; insulated; blue

Item No.: 2000-403

Jumper; 3-way; insulated; light gray

Item No.: 2000-403/000-005

Jumper; 3-way; insulated; red

Item No.: 2000-404/000-006

Jumper; 4-way; insulated; blue

Item No.: 2000-404

Jumper; 4-way; insulated; light gray

Item No.: 2000-404/000-005

Jumper; 4-way; insulated; red

Item No.: 2000-405/000-006

Jumper; 5-way; insulated; blue

Item No.: 2000-405

Jumper; 5-way; insulated; light gray

Item No.: 2000-405/000-005

Jumper; 5-way; insulated; red

Item No.: 2000-406/000-006

Jumper; 6-way; insulated; blue

Item No.: 2000-406

Jumper; 6-way; insulated; light gray

Item No.: 2000-406/000-005

Jumper; 6-way; insulated; red

Item No.: 2000-407/000-006

Jumper; 7-way; insulated; blue

Item No.: 2000-407

Jumper; 7-way; insulated; light gray

Item No.: 2000-407/000-005

Jumper; 7-way; insulated; red

Item No.: 2000-408/000-006

Jumper; 8-way; insulated; blue

Item No.: 2000-408

Jumper; 8-way; insulated; light gray

Item No.: 2000-408/000-005

Jumper; 8-way; insulated; red

Item No.: 2000-409/000-006

Jumper; 9-way; insulated; blue

Item No.: 2000-409

Jumper; 9-way; insulated; light gray

Item No.: 2000-409/000-005

Jumper; 9-way; insulated; red

Item No.: 2000-440

Jumper; from 1 to 10; insulated; light gray

Item No.: 2000-433/000-006

Jumper; from 1 to 3; insulated; blue

Item No.: 2000-433

Jumper; from 1 to 3; insulated; light gray

Item No.: 2000-433/000-005

Jumper; from 1 to 3; insulated; red

Item No.: 2000-434

Jumper; from 1 to 4; insulated; light gray

Item No.: 2000-435

Jumper; from 1 to 5; insulated; light gray

Item No.: 2000-436

Jumper; from 1 to 6; insulated; light gray

Item No.: 2000-437

Jumper; from 1 to 7; insulated; light gray

Item No.: 2000-438

Jumper; from 1 to 8; insulated; light gray

Item No.: 2000-439

Jumper; from 1 to 9; insulated; light gray

Item No.: 2000-405/011-000

Star point jumper; 3-way; insulated; light gray

1.2.3 Marking

1.2.3.1 Group marker carrier



Item No.: 2009-191
Group marker carrier; gray

1.2.3.2 Marker



Item No.: 793-3501
WMB marking card; as card; plain; snap-on type; white



Item No.: 2009-113/000-006
WMB-Inline; for Smart Printer; 2300 pieces on roll; plain; snap-on type; blue



Item No.: 2009-113/000-007
WMB-Inline; for Smart Printer; 2300 pieces on roll; plain; snap-on type; gray



Item No.: 2009-113/000-023
WMB-Inline; for Smart Printer; 2300 pieces on roll; plain; snap-on type; green



Item No.: 2009-113/000-017
WMB-Inline; for Smart Printer; 2300 pieces on roll; plain; snap-on type; light green



Item No.: 2009-113/000-012
WMB-Inline; for Smart Printer; 2300 pieces on roll; plain; snap-on type; orange



Item No.: 2009-113/000-005
WMB-Inline; for Smart Printer; 2300 pieces on roll; plain; snap-on type; red



Item No.: 2009-113/000-024
WMB-Inline; for Smart Printer; 2300 pieces on roll; plain; snap-on type; violet



Item No.: 2009-113
WMB-Inline; for Smart Printer; 2300 pieces on roll; plain; snap-on type; white



Item No.: 2009-113/000-002
WMB-Inline; for Smart Printer; 2300 pieces on roll; plain; snap-on type; yellow

1.2.3.3 Marking strip



Item No.: 2009-110
Marking strips; for Smart Printer; on reel; not stretchable; plain; snap-on type; white

1.2.4 Push-in type wire jumper

1.2.4.1 Jumper



Item No.: 2009-404
Push-in type wire jumper; 0.75 mm²; insulated; 110 mm long; gray



Item No.: 2009-406
Push-in type wire jumper; 0.75 mm²; insulated; 250 mm long; gray



Item No.: 2009-402
Push-in type wire jumper; 0.75 mm²; insulated; 60 mm long; gray

1.2.5 Test and measurement

1.2.5.1 Testing accessories



Item No.: 2009-174
Test plug adapter; for 4 mm Ø test plugs; for testing TOPJOB®S rail-mounted terminal blocks; gray



Item No.: 210-136
Test plug; 2 mm Ø; with 500 mm cable; red



Item No.: 2009-182
Testing tap; for max. 2.5 mm²; tool-free connection for individual test wires 0.08 - 2.5 mm; gray

1.2.6 Tool

1.2.6.1 Operating tool



<p>Item No.: 210-719 Operating tool; Blade: 2.5 x 0.4 mm; with a partially insulated shaft</p>	<p>Item No.: 210-648 Operating tool; Blade: 2.5 x 0.4 mm; with a partially insulated shaft; angled; short</p>	<p>Item No.: 210-647 Operating tool; Blade: 2.5 x 0.4 mm; with a partially insulated shaft; multicoloured</p>
---	--	--

Installation Notes

Installation



Conductor termination



Insert solid conductors via push-in termination.



Insert ferruled conductors via push-in termination.



Insert fine-stranded conductors via operating tool.



Remove all conductors via operating tool.

Commoning



Insert a delta jumper and push down until it hits the backstop (example shows terminal blocks with push-buttons).



Marking strip (2009-110) inserted in the marking slot with jumper symbols of the inserted jumper (delta jumper) (example shows terminal blocks with push-buttons)



Insert a star point jumper and push down until it hits the backstop (example shows terminal blocks with push-buttons).



Marking strip (2009-110) inserted in the marking slot with jumper symbols of the inserted jumper (2000-405/011-000 Delta Jumper) (example shows terminal blocks with push-buttons)

Testing



Testing with a 2 mm Ø 210-136 Test Plug (max. 42 V).

Installation



Mounting and securing a terminal strip directly to the plate via screw-type flanges (example shows terminal blocks with push-buttons).

Terminal strip; with mounting flanges; screw mounting (example shows terminal blocks with push-buttons)

Installation



Mounting a terminal strip with snap-in feet into holes.

Mounting a terminal strip with snap-in feet onto aluminum rail.

Snapping a mounting foot (209-120) to a terminal strip with snap-in mounting feet.
(Distance between mounting feet: approx. 20 ... 25 mm)

Terminal strip; with snap-in mounting feet; for DIN-35 rail (209-120 Mounting Foot) (example shows terminal blocks with push-buttons)

Marking



Snapping a marking strip into the marker slot.

Snapping a marking strip (2009-110) into a marker slot.