


Data sheet | Item number: 221-511

Mounting carrier; for Ex applications; 221 Series - 6 mm²; for DIN-35 rail mounting/screw mounting; light gray

www.wago.com/221-511



Color: 

Data

Physical data

| | |
|-----------------------------------|----------------------|
| Width | 19.3 mm / 0.76 inch |
| Height | 80.8 mm / 3.181 inch |
| Depth from upper edge of DIN-rail | 28.3 mm / 1.114 inch |

Mechanical data

| | |
|---------------|---|
| Mounting type | DIN-35 rail Screw mount |
| Suitable | for 2-, 3- and 5-conductor 221 Series Ex Splicing Connectors (6 mm ²) |

Subject to changes. Please also observe the further product documentation!

WAGO Corporation
Germantown, WI 53022
Phone: 1-800-DIN-RAIL (346-7245) | Fax: (262) 255-6222
Email: info.us@wago.com | Web: www.wago.us

Do you have any questions about our products?
We are always happy to take your call at (262) 255-6222 or 1 800-DIN-RAIL.

Material data




| | |
|-----------------------------|------------------|
| Color | light gray |
| Insulation material | Polyamide (PA66) |
| Flammability class per UL94 | V0 |
| Weight | 11.9 g |

Commercial data

| | |
|-----------------------|---------------|
| Packaging type | BOX |
| Country of origin | CN |
| GTIN | 4055143852135 |
| Customs tariff number | 3926909985 |


Approvals / Certificates

Ex-Approvals

| Logo | Approval | Additional Approval Text | Certificate name |
|--|--|--------------------------|---|
|  | AEx Underwriters Laboratories Inc. | UL 60079 | 20190228-E185892 |
|  | ATEX Physikalisch Technische Bundesanstalt | IEC 60079 | PTB 19 ATEX 1001 U |
|  | IECEX Physikalisch Technische Bundesanstalt | IEC 60079 | IECEX PTB 19.001 1U (EX eb IIC Gb) |

Optional accessories

Marking accessories

| | | |
|---|--|--|
|  | Item no.: 210-833 Marking strips; on reel; 6 mm wide; plain; Self-adhesive; white | www.wago.com/210-833 |
|---|--|--|

Subject to changes. Please also observe the further product documentation!

WAGO Corporation
Germantown, WI 53022
Phone: 1-800-DIN-RAIL (346-7245) | Fax: (262) 255-6222
Email: info.us@wago.com | Web: www.wago.us

Do you have any questions about our products?
We are always happy to take your call at (262) 255-6222 or 1 800-DIN-RAIL.

Downloads

Documentation

Additional Information

| | | | |
|------------------------|-------------|---------------|----------|
| Technical explanations | Apr 3, 2019 | pdf 2.2 MB | Download |
|------------------------|-------------|---------------|----------|

CAD files

CAD data

| | | |
|----------------------|-----|----------|
| 2D/3D Models 221-511 | URL | Download |
|----------------------|-----|----------|

CAE data

| | | |
|----------------------|-----|----------|
| ZUKEN Portal 221-511 | URL | Download |
|----------------------|-----|----------|

Environmental Product Compliance


Compliance Search

| | | |
|--|-----|----------|
| Environmental Product Compliance 221-511 | URL | Download |
|--|-----|----------|

Mounting carrier; for Ex applications; 221 Series - 6 mm²; for DIN-35 rail mounting /screw mounting; light gray

Installation Notes

Conductor termination




Removing a conductor.


Subject to changes. Please also observe the further product documentation!

WAGO Corporation
Germantown, WI 53022
Phone: 1-800-DIN-RAIL (346-7245) | Fax: (262) 255-6222
Email: info.us@wago.com | Web: www.wago.us


Do you have any questions about our products?
We are always happy to take your call at (262) 255-6222 or 1 800-DIN-RAIL.



Inserting a connector into the mounting carrier.




Removing a connector from the mounting carrier.



Mounting type (440 V)
Using spacers between the connectors.




Mounting type (440 V)
Vertical mounting on DIN-35 rail



Mounting type (440 V)
Horizontal screw mounting on a flat surface



Mounting type (440 V)
Mounting the carrier via non-conductive screws.



Mounting type (275 V)
No spacers are used between the connectors.




Mounting type (275 V)
Mounting the carrier using conductive screws.

Testing

Subject to changes. Please also observe the further product documentation!

WAGO Corporation
Germantown, WI 53022
Phone: 1-800-DIN-RAIL (346-7245) | Fax: (262) 255-6222
Email: info.us@wago.com | Web: www.wago.us

Do you have any questions about our products?
We are always happy to take your call at (262) 255-6222 or 1 800-DIN-RAIL.



Easily test inserted connectors in the carrier

—
however they are mounted.



Subject to changes. Please also observe the further product documentation!

WAGO Corporation
Germantown, WI 53022
Phone: 1-800-DIN-RAIL (346-7245) | Fax: (262) 255-6222
Email: info.us@wago.com | Web: www.wago.us

Do you have any questions about our products?
We are always happy to take your call at (262) 255-6222 or 1 800-DIN-RAIL.