


Data sheet | Item number: 221-510/000-053

Mounting carrier; 221 series (20 - 10 AWG); for DIN-35 rail/panel mount; dark gray/yellow

www.wago.com/221-510_000-053



Data

Physical data

Width	19.3 mm / 0.76 inch
Height	94.2 mm / 3.709 inch
Depth from upper edge of DIN-rail	28.3 mm / 1.114 inch

Mechanical data

Mounting type	DIN-35 rail Screw mount
Suitable	for 2-, 3- and 5-conductor 221 Series Splicing Connectors (6 mm ²)

Material data

Color	dark gray-yellow
Insulation material	Polyamide (PA66)
Flammability class per UL94	V0
Weight	12.2 g

Commercial data

Packaging type	BOX
----------------	-----

Subject to changes. Please also observe the further product documentation!

WAGO Corporation
Germantown, WI 53022
Phone: 1-800-DIN-RAIL (346-7245) | Fax: (262) 255-6222
Email: info.us@wago.com | Web: www.wago.us



Do you have any questions about our products?
We are always happy to take your call at (262) 255-6222 or 1 800-DIN-RAIL.



Country of origin	CN
GTIN	4055143833585
Customs tariff number	3926909985

Optional accessories

Mounting adapter

	Item no.: 222-505 Strain relief plate; for 221-500 or 222-500 mounting carrier; snap on; orange	www.wago.com/222-505
	Item no.: 222-510 Angled DIN-rail adapter; for 221-500 or 222-500 mounting carrier; gray	www.wago.com/222-510

Marking accessories

	Item no.: 210-833 Marking strips; on reel; 6 mm wide; plain; Self-adhesive; white	www.wago.com/210-833
---	--	--

Downloads

Documentation

Additional Information

Technical explanations	Apr 3, 2019	pdf 2.2 MB	Download
------------------------	-------------	---------------	----------

CAD files

CAE data

ZUKEN Portal 221-510/000-053	URL	Download
------------------------------	-----	----------

CAD data

2D/3D Models 221-510/000-053	URL	Download
------------------------------	-----	----------

Environmental Product Compliance

Compliance Search

Environmental Product Compliance 221-510/000-053	URL	Download
Mounting carrier; 221 Series - 6 mm ² ; for DIN-35 rail mounting/screw mounting; dark gray-yellow		


Subject to changes. Please also observe the further product documentation!

WAGO Corporation
Germantown, WI 53022
Phone: 1-800-DIN-RAIL (346-7245) | Fax: (262) 255-6222
Email: info.us@wago.com | Web: www.wago.us

Do you have any questions about our products?
We are always happy to take your call at (262) 255-6222 or 1 800-DIN-RAIL.

Installation Notes



Conductor termination



CAGE CLAMP® connection:

Removing a conductor.



Conductor termination with connectors fitted in a mounting carrier



Inserting a connector into the mounting carrier.

Inserting a connector into the mounting carrier.

Removing a connector from the mounting carrier.




Securing a strain relief plate (222-505) to the mounting carrier.


Snapping the angled DIN-rail adapter (222-510) onto the mounting carrier.

Horizontal mounting on DIN-35 rail using an angled DIN-rail adapter

Subject to changes. Please also observe the further product documentation!




Horizontal mounting on DIN-35 rail using an angled DIN-rail adapter



Horizontal screw mounting with strain relief plate on a flat surface




Vertical mounting with strain relief plate on DIN-35 rail



Strain relief via cable ties on the mounting carrier (transverse to the connectors' wiring direction) – clamping units labeled via marking strips (210-334)



Vertical screw mounting with strain relief plate on a flat surface



Mounting carrier on a DIN-35 rail

Testing



Testing connectors via test slots on top of the carrier.

Subject to changes. Please also observe the further product documentation!

WAGO Corporation
Germantown, WI 53022
Phone: 1-800-DIN-RAIL (346-7245) | Fax: (262) 255-6222
Email: info.us@wago.com | Web: www.wago.us

Do you have any questions about our products?
We are always happy to take your call at (262) 255-6222 or 1 800-DIN-RAIL.