

Color:  gray

Physical data	
Width	29.8 mm / 1.173 inches
Height from the surface	6.5 mm / 0.256 inches
Depth	56 mm / 2.205 inches

Material Data	
Note (material data)	<a href="#">Information on material specifications can be found here</a>
Color	gray
Fire load	0 MJ
Weight	4.4 g




Commercial data	
ETIM 8.0	EC002848
ETIM 7.0	EC002848
PU (SPU)	25 (5) pcs
Packaging type	Box
Country of origin	CN
GTIN	4066966119947
Customs tariff number	39269097900



Downloads	
Environmental Product Compliance	
Compliance Search	
Environmental Product Compliance 221-2523	

Documentation	
Additional Information	
Technical Section	pdf 2142.18 KB

CAD/CAE-Data	
CAD data	CAE data
2D/3D Models 221-2523	EPLAN Data Portal 221-2523
	ZUKEN Portal 221-2523

1 Compatible Products	
1.1 Optional Accessories	
1.1.1 Installation	
1.1.1.1 Mounting accessories	
 <b>Item No.: 209-119</b> Fixing screw; for 209-120 mounting carrier	 <b>Item No.: 209-123</b> Mounting foot with screw; can be screwed on terminal blocks with fixing flange; 6.4 mm wide; gray
	 <b>Item No.: 209-120</b> Mounting foot; can be snapped on terminal blocks with snap-in mounting foot; for mounting on relay-modules; 6.4 mm wide; gray

1.1.2 Marking	
1.1.2.1 Marking strip	
	<b>Item No.: 210-834</b> Marking strips; on reel; 5 mm wide; plain; Self-adhesive; white

## Installation Notes

### Installation



Place the inline splicing connector on the carrier in front of the mounting position.



Push the connector to the center position until it snaps into place.



Mounting carrier without strain relief – snapped onto DIN-rail



Various combinations of 1- to 5-connector mounting carriers are possible via side-by-side latching mechanism.

### Strain relief



3-pole mounting carrier with strain relief