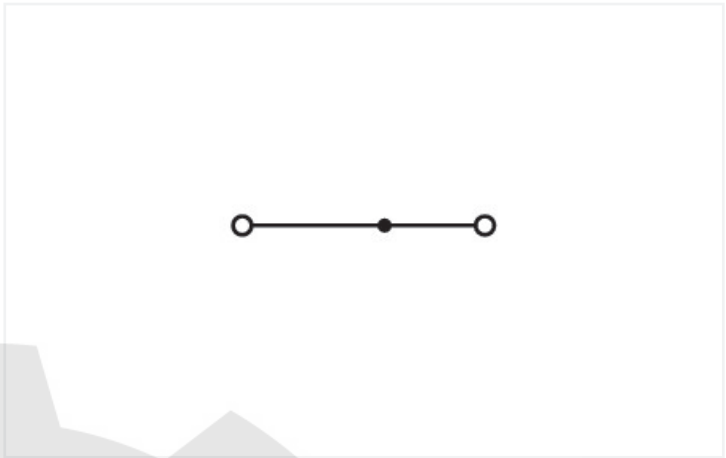
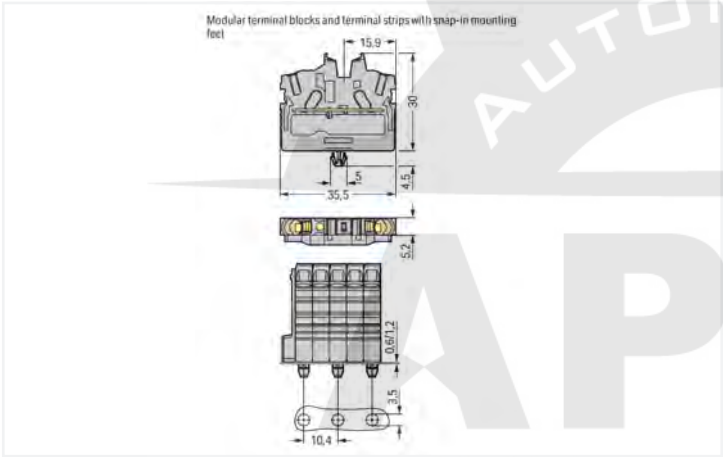


Data Sheet | Item Number: 2052-317
2-conductor miniature through terminal block; with operating slots; 2.5 mm²; with snap-in mounting foot; side and center marking; with test port; Push-in CAGE CLAMP®; 2,50 mm²; green-yellow
<https://www.wago.com/2052-317>



Color: green-yellow

Similar to illustration



Electrical data

Ex information

| | |
|---------------------------|---|
| Reference hazardous areas | See "Downloads – Documentation – Additional Information: Technical Section; Technical Explications" |
|---------------------------|---|

Connection data

| | |
|----------------------------|---|
| Connection points | 2 |
| Total number of potentials | 1 |
| Number of levels | 1 |
| Number of jumper slots | 1 |

| Connection 1 | |
|--|--------------------------------|
| Connection technology | Push-in CAGE CLAMP® |
| Actuation type | Operating tool |
| Connectable conductor materials | Copper |
| Nominal cross-section | 2.5 mm² |
| Solid conductor | 0.25 ... 4 mm² / 22 ... 12 AWG |
| Solid conductor; push-in termination | 1 ... 4 mm² / 18 ... 12 AWG |
| Fine-stranded conductor | 0.25 ... 4 mm² / 22 ... 12 AWG |
| Fine-stranded conductor; with insulated ferrule | 1 ... 2.5 mm² / 18 ... 14 AWG |
| Fine-stranded conductor; with ferrule; push-in termination | 1 ... 2.5 mm² / 18 ... 14 AWG |



| Connection 1 | |
|--------------------------------|---|
| Note (conductor cross-section) | Depending on the conductor characteristic, a conductor with a smaller cross-section can also be inserted via push-in termination. |
| Strip length | 10 ... 12 mm / 0.39 ... 0.47 inches |
| Wiring direction | Front-entry wiring |

| Physical data | |
|-------------------------|------------------------|
| Width | 5.2 mm / 0.205 inches |
| Height from the surface | 30 mm / 1.181 inches |
| Depth | 35.5 mm / 1.398 inches |




| Mechanical Data | |
|-----------------|---------------------|
| Mounting type | Snap-in foot |
| Marking level | Center/side marking |

| Material Data | |
|-----------------------------|--|
| Note (material data) | Information on material specifications can be found here |
| Color | green-yellow |
| Material group | I |
| Insulation material | Polyamide (PA66) |
| Flammability class per UL94 | V0 |
| Fire load | 0.09 MJ |
| Weight | 4.2 g |

| Environmental requirements | |
|----------------------------------|-----------------|
| Processing temperature | -35 ... +85 °C |
| Continuous operating temperature | -60 ... +105 °C |

| Commercial data | |
|-----------------------|---------------|
| ETIM 8.0 | EC001284 |
| ETIM 7.0 | EC001284 |
| PU (SPU) | 100 pcs |
| Country of origin | DE |
| GTIN | 4066966146981 |
| Customs tariff number | 85369010000 |

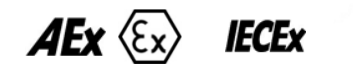
Approvals / Certificates

| General approvals | | General approvals | |
|--|--|--------------------------------|---------|
|    | | UL | UL 1059 |
| | | Underwriters Laboratories Inc. | E45172 |

| Approval | Standard | Certificate Name |
|---------------------------------------|----------|------------------|
| CCA DEKRA Certification B.V. | EN 60998 | NTR NL 7885 |
| CSA DEKRA Certification B.V. | C22.2 | 80058059 |
| KEMA/KEUR DEKRA Certification B.V. | EN 60998 | 71-119680 |



Approvals for hazardous areas



| Approval | Standard | Certificate Name |
|---|----------------|--|
| AEx Underwriters Laboratories Inc. | UL 60079 | E185892 (AEx eb IIC resp. Ex eb IIC) |
| ATEX Physikalisch Technische Bundesanstalt | EN IEC 60079-0 | PTB 20 ATEX 1013 U (II 2 G Ex eb IIC Gb bzw. I M 2 Ex eb I Mb) |
| IECEX Physikalisch Technische Bundesanstalt | IEC 60079 | IECEX PTB 20.0029 U (Ex eb IIC Gb resp. Ex eb I Mb) |
| INMETRO TÜV Rheinland do Brasil Ltda. | IEC 60079 | TÜV 22.0015 U |

| Downloads | | |
|--|--|--|
| Environmental Product Compliance | | |
| Compliance Search | | |
| Environmental Product Compliance 2052-317 | | |

| Documentation | | |
|------------------------|-------------------|--|
| Additional Information | | |
| Technical Section | pdf 2142.18 KB | |

| CAD/CAE-Data | | |
|-------------------------------|--|--|
| CAD data | | |
| 2D/3D Models 2052-317 | | |
| CAE data | | |
| EPLAN Data Portal 2052-317 | | |
| ZUKEN Portal 2052-317 | | |

1 Compatible Products

1.1 System counterpart

1.1.1 Through terminal block



Item No.: 2052-327
2-conductor miniature through terminal block; with operating slots; 2.5 mm²; Center terminal block without snap-in mounting foot, without mounting flange; side and center marking; with test port; Push-in CAGE CLAMP®; 2,50 mm²; green-yellow

1.2 Required Accessories

1.2.1 End plate

1.2.1.1 End plate



Item No.: 2052-391
End plate; gray

1.3 Optional Accessories

1.3.1 DIN-rail

1.3.1.1 Mounting accessories



Item No.: 210-154
Aluminum carrier rail; 1000 mm long; 18 mm wide; 7 mm high; silver-colored

1.3.2 Ferrule

1.3.2.1 Ferrule



Item No.: 216-241
Ferrule; Sleeve for 0.5 mm² / 20 AWG; insulated; electro-tin plated; electrolytic copper; gastight crimped; acc. to DIN 46228, Part 4/09.90; white



Item No.: 216-242
Ferrule; Sleeve for 0.75 mm² / 18 AWG; insulated; electro-tin plated; electrolytic copper; gastight crimped; acc. to DIN 46228, Part 4/09.90; gray



Item No.: 216-262
Ferrule; Sleeve for 0.75 mm² / 18 AWG; insulated; electro-tin plated; electrolytic copper; gastight crimped; acc. to DIN 46228, Part 4/09.90; gray



Item No.: 216-243
Ferrule; Sleeve for 1 mm² / AWG 18; insulated; electro-tin plated; electrolytic copper; gastight crimped; acc. to DIN 46228, Part 4/09.90; red



Item No.: 216-263
Ferrule; Sleeve for 1 mm² / AWG 18; insulated; electro-tin plated; electrolytic copper; gastight crimped; acc. to DIN 46228, Part 4/09.90; red



Item No.: 216-244
Ferrule; Sleeve for 1.5 mm² / AWG 16; insulated; electro-tin plated; electrolytic copper; gastight crimped; acc. to DIN 46228, Part 4/09.90; black



Item No.: 216-264
Ferrule; Sleeve for 1.5 mm² / AWG 16; insulated; electro-tin plated; electrolytic copper; gastight crimped; acc. to DIN 46228, Part 4/09.90; black



Item No.: 216-246
Ferrule; Sleeve for 2.5 mm² / AWG 14; insulated; electro-tin plated; electrolytic copper; gastight crimped; acc. to DIN 46228, Part 4/09.90; blue



1.3.2.1 Ferrule



Item No.: 216-266
Ferrule; Sleeve for 2.5 mm² / AWG 14; insulated; electro-tin plated; electrolytic copper; gastight crimped; acc. to DIN 46228, Part 4/09.90; blue

1.3.3 Installation

1.3.3.1 Mounting accessories



Item No.: 209-137
Mounting adapter; can be used as end stop; 6.5 mm wide; gray



Item No.: 209-120
Mounting foot; can be snapped on terminal blocks with snap-in mounting foot; for mounting on relay-modules; 6.4 mm wide; gray

1.3.4 Insulation stop

1.3.4.1 Insulation stop



Item No.: 2002-171
Insulation stop; 0.25 - 0.5 mm²; 5 pieces/strip; light gray



Item No.: 2002-172
Insulation stop; 0.75 - 1 mm²; 5 pieces/strip; dark gray

1.3.5 Jumper

1.3.5.1 Jumper



Item No.: 2002-400
Continuous jumper; 2-way; insulated; light gray



Item No.: 2002-423/000-006
Continuous jumper; from 1 to 3; insulated; blue



Item No.: 2002-423
Continuous jumper; from 1 to 3; insulated; light gray



Item No.: 2002-423/000-005
Continuous jumper; from 1 to 3; insulated; red



Item No.: 2002-424/000-006
Continuous jumper; from 1 to 4; insulated; blue



Item No.: 2002-424
Continuous jumper; from 1 to 4; insulated; light gray



Item No.: 2002-424/000-005
Continuous jumper; from 1 to 4; insulated; red



Item No.: 2002-406/020-000
Delta jumper; insulated; light gray



Item No.: 2002-410/000-006
Jumper; 10-way; insulated; blue



Item No.: 2002-410
Jumper; 10-way; insulated; light gray



Item No.: 2002-410/000-005
Jumper; 10-way; insulated; red



Item No.: 2002-402/000-006
Jumper; 2-way; insulated; blue



Item No.: 2002-402
Jumper; 2-way; insulated; light gray



Item No.: 2002-402/000-005
Jumper; 2-way; insulated; red



Item No.: 2002-403/000-006
Jumper; 3-way; insulated; blue



Item No.: 2002-403
Jumper; 3-way; insulated; light gray



Item No.: 2002-403/000-005
Jumper; 3-way; insulated; red



Item No.: 2002-404/000-006
Jumper; 4-way; insulated; blue



Item No.: 2002-404
Jumper; 4-way; insulated; light gray



Item No.: 2002-404/000-005
Jumper; 4-way; insulated; red



Item No.: 2002-405/000-006
Jumper; 5-way; insulated; blue



Item No.: 2002-405
Jumper; 5-way; insulated; light gray





Item No.: 2002-405/000-005
Jumper; 5-way; insulated; red



Item No.: 2002-406/000-006
Jumper; 6-way; insulated; blue






1.3.5.1 Jumper

| | | | |
|--|--|---|--|
|  Item No.: 2002-406 Jumper; 6-way; insulated; light gray |  Item No.: 2002-406/000-005 Jumper; 6-way; insulated; red |  Item No.: 2002-407/000-006 Jumper; 7-way; insulated; blue |  Item No.: 2002-407 Jumper; 7-way; insulated; light gray |
|  Item No.: 2002-407/000-005 Jumper; 7-way; insulated; red |  Item No.: 2002-408/000-006 Jumper; 8-way; insulated; blue |  Item No.: 2002-408 Jumper; 8-way; insulated; light gray |  Item No.: 2002-408/000-005 Jumper; 8-way; insulated; red |
|  Item No.: 2002-409/000-006 Jumper; 9-way; insulated; blue |  Item No.: 2002-409 Jumper; 9-way; insulated; light gray |  Item No.: 2002-409/000-005 Jumper; 9-way; insulated; red |  Item No.: 2002-440 Jumper; from 1 to 10; insulated; light gray |
|  Item No.: 2002-433 Jumper; from 1 to 3; insulated; light gray |  Item No.: 2002-434 Jumper; from 1 to 4; insulated; light gray |  Item No.: 2002-435 Jumper; from 1 to 5; insulated; light gray |  Item No.: 2002-436 Jumper; from 1 to 6; insulated; light gray |
|  Item No.: 2002-437 Jumper; from 1 to 7; insulated; light gray |  Item No.: 2002-438 Jumper; from 1 to 8; insulated; light gray |  Item No.: 2002-439 Jumper; from 1 to 9; insulated; light gray |  Item No.: 2002-480 Staggered jumper; 10-way; insulated; light gray |
|  Item No.: 2002-481 Staggered jumper; 11-way; insulated; light gray |  Item No.: 2002-482 Staggered jumper; 12-way; insulated; light gray |  Item No.: 2002-473/011-000 Staggered jumper; 2-way; from 1 to 3; insulated; light gray |  Item No.: 2002-472 Staggered jumper; 2-way; insulated; light gray |
|  Item No.: 2002-473 Staggered jumper; 3-way; insulated; light gray |  Item No.: 2002-475/011-000 Staggered jumper; 3-way; insulated; light gray |  Item No.: 2002-474 Staggered jumper; 4-way; insulated; light gray |  Item No.: 2002-475 Staggered jumper; 5-way; insulated; light gray |
|  Item No.: 2002-476 Staggered jumper; 6-way; insulated; light gray |  Item No.: 2002-477 Staggered jumper; 7-way; insulated; light gray |  Item No.: 2002-478 Staggered jumper; 8-way; insulated; light gray |  Item No.: 2002-479 Staggered jumper; 9-way; insulated; light gray |
|  Item No.: 2002-477/011-000 Staggered jumper; insulated; light gray |  Item No.: 2002-479/011-000 Staggered jumper; insulated; light gray |  Item No.: 2002-481/011-000 Staggered jumper; insulated; light gray |  Item No.: 2002-405/011-000 Star point jumper; 3-way; insulated; light gray |
|  Item No.: 210-103 Wire commoning chain; insulated; black |  Item No.: 210-123 Wire commoning chain; insulated; blue | | |

1.3.6 Marking

1.3.6.1 Group marker carrier

| | | |
|---|---|--|
|  Item No.: 2009-191 Group marker carrier; gray |  Item No.: 2009-192 Group marker carrier; gray |  Item No.: 2009-193 Group marker carrier; gray |
|---|---|--|

1.3.6.2 Marker

Item No.: 2009-145/000-006

Mini-WSB Inline; for Smart Printer; 1700 pieces on roll; stretchable 5 - 5.2 mm; plain; snap-on type; blue

**Item No.: 2009-145/000-007**

Mini-WSB Inline; for Smart Printer; 1700 pieces on roll; stretchable 5 - 5.2 mm; plain; snap-on type; gray

**Item No.: 2009-145/000-023**

Mini-WSB Inline; for Smart Printer; 1700 pieces on roll; stretchable 5 - 5.2 mm; plain; snap-on type; green

**Item No.: 2009-145/000-012**

Mini-WSB Inline; for Smart Printer; 1700 pieces on roll; stretchable 5 - 5.2 mm; plain; snap-on type; orange

**Item No.: 2009-145/000-005**

Mini-WSB Inline; for Smart Printer; 1700 pieces on roll; stretchable 5 - 5.2 mm; plain; snap-on type; red

**Item No.: 2009-145/000-024**

Mini-WSB Inline; for Smart Printer; 1700 pieces on roll; stretchable 5 - 5.2 mm; plain; snap-on type; violet

**Item No.: 2009-145**

Mini-WSB Inline; for Smart Printer; 1700 pieces on roll; stretchable 5 - 5.2 mm; plain; snap-on type; white

**Item No.: 2009-145/000-002**

Mini-WSB Inline; for Smart Printer; 1700 pieces on roll; stretchable 5 - 5.2 mm; plain; snap-on type; yellow

**Item No.: 248-501/000-006**

Mini-WSB marking card; as card; not stretchable; plain; snap-on type; blue

**Item No.: 248-501/000-007**

Mini-WSB marking card; as card; not stretchable; plain; snap-on type; gray

**Item No.: 248-501/000-023**

Mini-WSB marking card; as card; not stretchable; plain; snap-on type; green

**Item No.: 248-501/000-017**

Mini-WSB marking card; as card; not stretchable; plain; snap-on type; light green

**Item No.: 248-501/000-012**

Mini-WSB marking card; as card; not stretchable; plain; snap-on type; orange

**Item No.: 248-501/000-005**

Mini-WSB marking card; as card; not stretchable; plain; snap-on type; red

**Item No.: 248-501/000-024**

Mini-WSB marking card; as card; not stretchable; plain; snap-on type; violet

**Item No.: 248-501**

Mini-WSB marking card; as card; not stretchable; plain; snap-on type; white

**Item No.: 248-501/000-002**

Mini-WSB marking card; as card; not stretchable; plain; snap-on type; yellow

**Item No.: 793-5501/000-006**

WMB marking card; as card; for terminal block width 5 - 17.5 mm; stretchable 5 - 5.2 mm; plain; snap-on type; blue

**Item No.: 793-5501/000-014**

WMB marking card; as card; for terminal block width 5 - 17.5 mm; stretchable 5 - 5.2 mm; plain; snap-on type; brown

**Item No.: 793-5501/000-007**

WMB marking card; as card; for terminal block width 5 - 17.5 mm; stretchable 5 - 5.2 mm; plain; snap-on type; gray

**Item No.: 793-5501/000-023**

WMB marking card; as card; for terminal block width 5 - 17.5 mm; stretchable 5 - 5.2 mm; plain; snap-on type; green

**Item No.: 793-5501/000-017**

WMB marking card; as card; for terminal block width 5 - 17.5 mm; stretchable 5 - 5.2 mm; plain; snap-on type; light green

**Item No.: 793-5501/000-012**

WMB marking card; as card; for terminal block width 5 - 17.5 mm; stretchable 5 - 5.2 mm; plain; snap-on type; orange

**Item No.: 793-5501/000-005**

WMB marking card; as card; for terminal block width 5 - 17.5 mm; stretchable 5 - 5.2 mm; plain; snap-on type; red

**Item No.: 793-5501/000-024**

WMB marking card; as card; for terminal block width 5 - 17.5 mm; stretchable 5 - 5.2 mm; plain; snap-on type; violet

**Item No.: 793-5501**

WMB marking card; as card; for terminal block width 5 - 17.5 mm; stretchable 5 - 5.2 mm; plain; snap-on type; white

**Item No.: 793-5501/000-002**

WMB marking card; as card; for terminal block width 5 - 17.5 mm; stretchable 5 - 5.2 mm; plain; snap-on type; yellow

**Item No.: 793-501/000-006**

WMB marking card; as card; not stretchable; plain; snap-on type; blue

**Item No.: 793-501/000-007**

WMB marking card; as card; not stretchable; plain; snap-on type; gray

**Item No.: 793-501/000-023**

WMB marking card; as card; not stretchable; plain; snap-on type; green

**Item No.: 793-501/000-017**

WMB marking card; as card; not stretchable; plain; snap-on type; light green

**Item No.: 793-501/000-012**

WMB marking card; as card; not stretchable; plain; snap-on type; orange

**Item No.: 793-501/000-005**

WMB marking card; as card; not stretchable; plain; snap-on type; red

**Item No.: 793-501/000-024**

WMB marking card; as card; not stretchable; plain; snap-on type; violet

**Item No.: 793-501**

WMB marking card; as card; not stretchable; plain; snap-on type; white

**Item No.: 2009-115/000-006**

WMB-Inline; for Smart Printer; 1500 pieces on roll; stretchable 5 - 5.2 mm; plain; snap-on type; blue

**Item No.: 2009-115/000-007**

WMB-Inline; for Smart Printer; 1500 pieces on roll; stretchable 5 - 5.2 mm; plain; snap-on type; gray

**Item No.: 2009-115/000-023**

WMB-Inline; for Smart Printer; 1500 pieces on roll; stretchable 5 - 5.2 mm; plain; snap-on type; green

**Item No.: 2009-115/000-017**

WMB-Inline; for Smart Printer; 1500 pieces on roll; stretchable 5 - 5.2 mm; plain; snap-on type; light green

**Item No.: 2009-115/000-012**

WMB-Inline; for Smart Printer; 1500 pieces on roll; stretchable 5 - 5.2 mm; plain; snap-on type; orange

**Item No.: 2009-115/000-005**

WMB-Inline; for Smart Printer; 1500 pieces on roll; stretchable 5 - 5.2 mm; plain; snap-on type; red

**Item No.: 2009-115/000-024**

WMB-Inline; for Smart Printer; 1500 pieces on roll; stretchable 5 - 5.2 mm; plain; snap-on type; violet

**Item No.: 2009-115**

WMB-Inline; for Smart Printer; 1500 pieces on roll; stretchable 5 - 5.2 mm; plain; snap-on type; white

**Item No.: 2009-115/000-002**

WMB-Inline; for Smart Printer; 1500 pieces on roll; stretchable 5 - 5.2 mm; plain; snap-on type; yellow





1.3.6.3 Marker carrier



Item No.: 2002-161
Adaptor; gray

Item No.: 2009-198
Adaptor; gray

1.3.6.4 Marking strip



Item No.: 2009-110
Marking strips; for Smart Printer; on reel;
not stretchable; plain; snap-on type; white

1.3.7 Protective warning marker

1.3.7.1 Cover



Item No.: 2002-115
Protective warning marker; for 5 terminal
blocks; with high-voltage symbol, black;
yellow

1.3.8 Push-in type wire jumper

1.3.8.1 Jumper



Item No.: 2009-414
Push-in type wire jumper; 1.5 mm²; insula-
ted; 110 mm long; black



Item No.: 2009-414/000-005
Push-in type wire jumper; 1.5 mm²; insu-
lated; 110 mm long; black



Item No.: 2009-416
Push-in type wire jumper; 1.5 mm²; insu-
lated; 250 mm long; black



Item No.: 2009-414/000-006
Push-in type wire jumper; insulated; 110
mm long; black



Item No.: 2009-412
Push-in type wire jumper; insulated; 60
mm long; black

1.3.9 Test and measurement

1.3.9.1 Testing accessories



Item No.: 2009-174
Test plug adapter; for 4 mm Ø test plugs;
for testing TOPJOB®S rail-mounted termi-
nal blocks; gray



Item No.: 210-136
Test plug; 2 mm Ø; with 500 mm cable;
red



Item No.: 2009-182
Testing tap; for max. 2.5 mm²; tool-free
connection for individual test wires 0.08 -
2.5 mm; gray



Item No.: 2002-649
TOPJOB®S L-type spacer module; modu-
lar; e.g., for bridging commoned terminal
blocks; gray



Item No.: 2002-611
TOPJOB®S L-type test plug module; mo-
dular; 1-pole; 2,50 mm²; gray

1.3.10 Tool

1.3.10.1 Operating tool



Item No.: 210-658
Operating tool; Blade: 3.5 x 0.5 mm; with a partially insulated shaft; angled; short; multicoloured

Item No.: 210-720
Operating tool; Blade: 3.5 x 0.5 mm; with a partially insulated shaft; multicoloured

Installation Notes

Installation



Conductor termination



Insert solid conductors via push-in termination.



Insert ferruled conductors via push-in termination.



Insert fine-stranded conductors via push-in termination.



Remove all conductors via operating tool.

Commoning



Insert a delta jumper and push down until it hits the backstop (example shows terminal blocks with push-buttons).



Marking strip (2009-110) inserted in the marking slot with jumper symbols of the inserted jumper (delta jumper) (example shows terminal blocks with push-buttons)



Insert a star point jumper and push down until it hits the backstop (example shows terminal blocks with push-buttons).



Marking strip (2009-110) inserted in the marking slot with jumper symbols of the inserted jumper (2000-405/011-000 Delta Jumper) (example shows terminal blocks with push-buttons)

Testing



Testing with a 2 mm Ø 210-136 Test Plug
(max. 42 V).

Installation



Marking



Snapping a marking strip into the marker
slot.

Snapping a marking strip (2009-110) into
a marker slot.