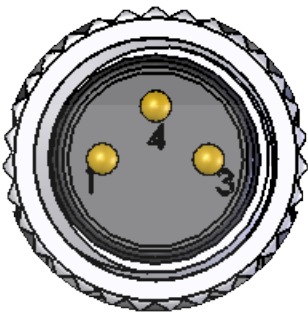
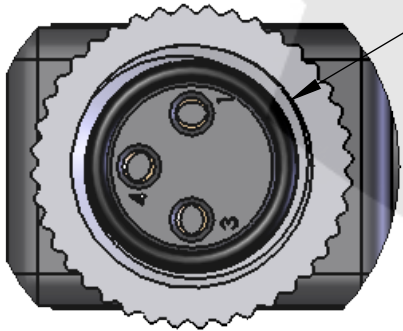
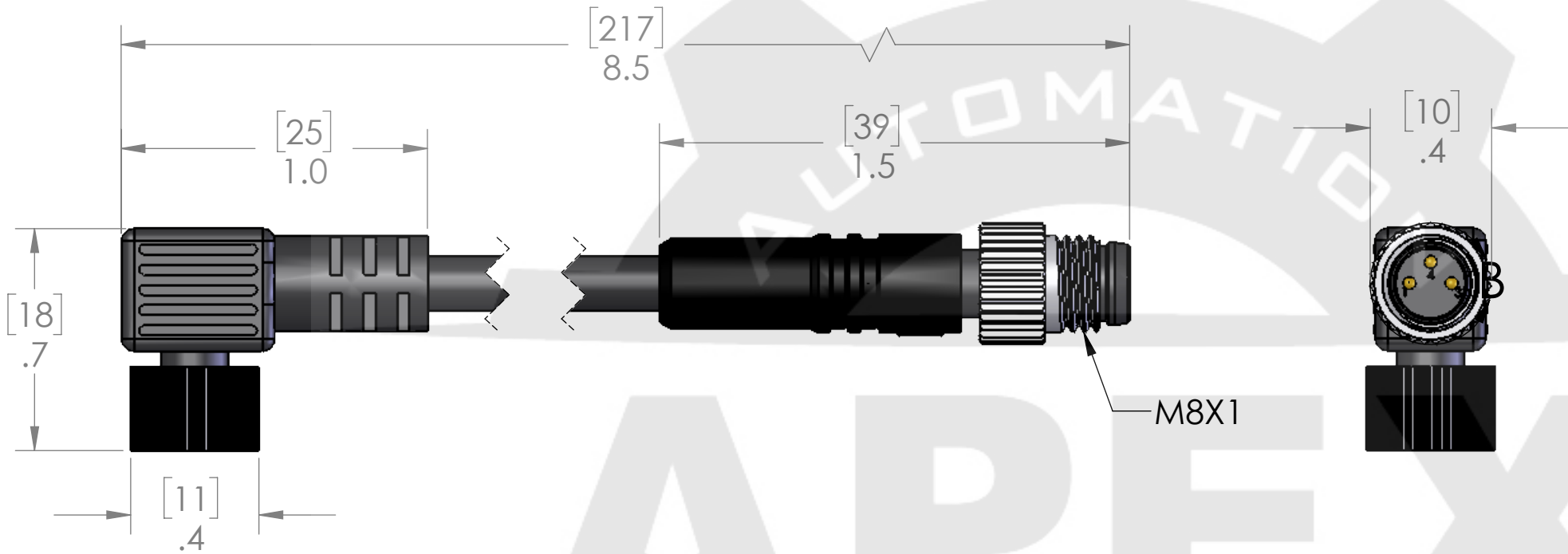


	WRING	
1	—	1
2	—	2
3	—	3



DETAIL B  
SCALE 4 : 1



M8X1  
FEMALE

DETAIL A  
SCALE 4 : 1

TABLE A		
P/N	L	STD?
NAN-T-3MRFP-0.5M	19' [1.5M]	NO
NAN-T-3MRFP-1M	40' [1M]	YES
NAN-T-3MRFP-2M	79' [2M]	YES
NAN-T-3MRFP-3M	118' [3M]	NO
NAN-T-3MRFP-4M	157' [4M]	NO
NAN-T-3MRFP-5M	197' [5M]	YES
NAN-T-3MRFP-6M	236' [6M]	NO
NAN-T-3MRFP-8M	315' [8M]	NO
NAN-T-3MRFP-10M	393' [10M]	YES
NAN-T-3MRFP-15M	590' [15M]	YES
NAN-T-3MRFP-20M	786' [20M]	NO

PARTS LISTED AS NOT BEING STANDARD  
MAY HAVE MINIMUM ORDER QUANTITIES

MATERIALS:	
BODY:	BLACK POLYAMIDE/PVC BLEND
INSERT:	POLYAMIDE
CONTACTS:	GOLD PLATED COPPER ALLOY
COUPLING:	NICKEL PLATED BRASS
CABLE:	24/3 BLACK PVC

PROPRIETARY AND CONFIDENTIAL  
THE INFORMATION CONTAINED IN THIS  
DRAWING IS THE SOLE PROPERTY OF  
MENCOM CORPORATION. ANY  
REPRODUCTION IN PART OR AS A WHOLE  
WITHOUT THE WRITTEN PERMISSION OF  
MENCOM CORPORATION IS  
PROHIBITED.

VOLTS	60V
AMPS	3A
TEMP:	105°C

UNLESS OTHERWISE SPECIFIED:	DRAWN BY	JJH
DIMENSIONS ARE IN INCHES AND [MM]	DRAWN DATE	03/29/2018
	CHECKED BY	DWM
	CHECK DATE	04/02/2018
	COMMENTS:	
MATERIAL		
FINISH		
DO NOT SCALE DRAWING		

MENCOM CORPORATION		
TITLE:		
M-F 3 POLE NAN		
SIZE	DWG. NO.	REV
B	NAN-T-3MFRP-ZZ	A
SCALE: 1:1	WEIGHT:	SHEET 1 OF 1