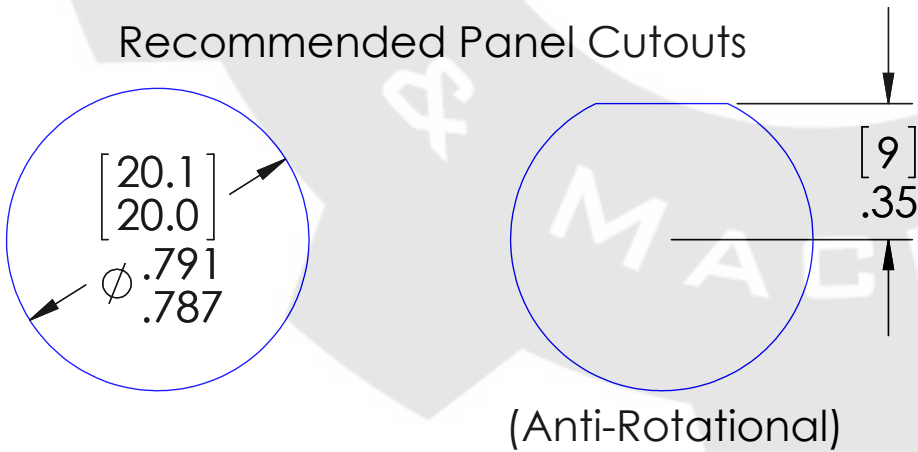
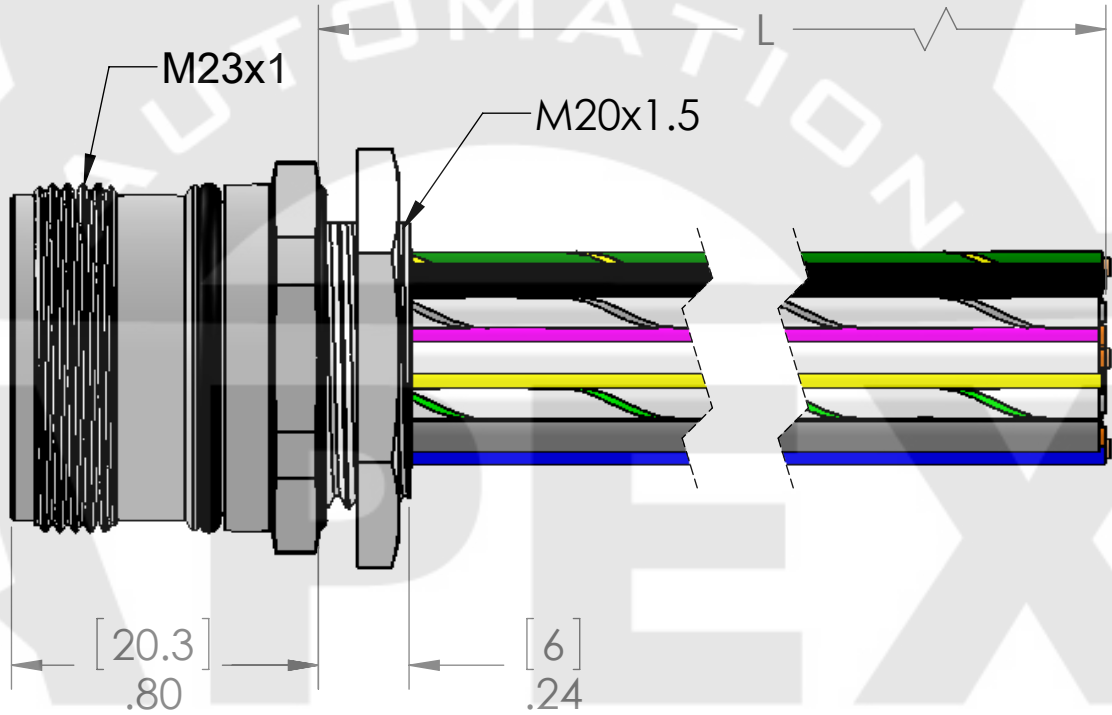
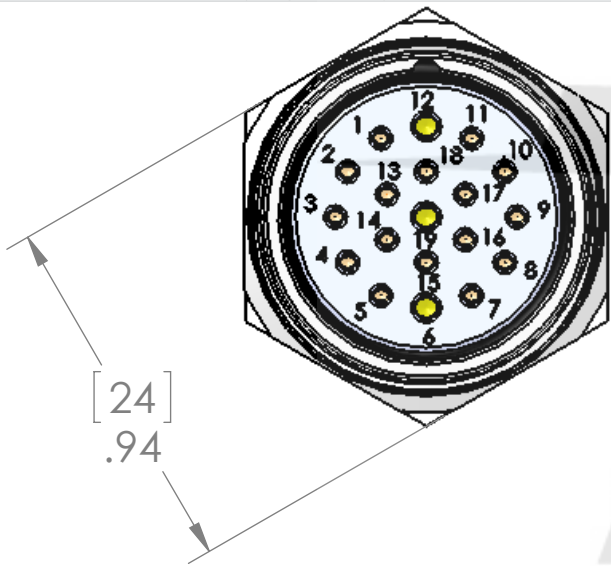


PIN #	COLOR	PIN #	COLOR
1	VIOLET	11	BLACK
2	RED	12	GREEN / YELLOW
3	GRAY	13	YELLOW w/BROWN
4	RED w/BLUE	14	BROWN w/GREEN
5	GREEN	15	WHITE
6	BLUE	16	YELLOW
7	GRAY w/PINK	17	PINK
8	WHITE w/GREEN	18	GRAY w/BROWN
9	WHITE w/YELLOW	19	BROWN
10	WHITE w/GRAY		

REVISIONS			
REV.	DESCRIPTION	DATE	APPROVED
A	REDRAWN IN SW	2/14/2014	RSC



P/N	L
MCV-19FR-0.3M-18-M20	12" [0.3m]
MCV-19FR-0.5M-18-M20	19" [0.5m]
MCV-19FR-1M-18-M20	40" [1m]
MCV-19FR-2M-18-M20	79" [2m]
MCV-19FR-3M-18-M20	118" [3m]
MCV-19FR-5M-18-M20	197" [5m]
MCV-19FR-10M-18-M20	393" [10m]

MATERIALS:	
SHELL:	NICKEL PLATED BRASS
INSERT:	PBT
CONTACTS:	GOLD PLATED COPPER ALLOY
LOCKNUT:	NICKEL PLATED BRASS
O-RINGS:	NBR or FPM
WIRE:	18AWG UL1007/1569

RATINGS:	
VOLTAGE:	150V
AMPERAGE:	10A (PINS 6 & 19), 1A (ALL OTHERS)
TEMPERATURE:	GOLD PLATED COPPER ALLOY
LOCKNUT:	-40°C to +105°C

PROPRIETARY AND CONFIDENTIAL
THE INFORMATION CONTAINED IN THIS DRAWING IS THE SOLE PROPERTY OF MENCOM CORPORATION. ANY REPRODUCTION IN PART OR AS A WHOLE WITHOUT THE WRITTEN PERMISSION OF MENCOM CORPORATION IS PROHIBITED.

UNLESS OTHERWISE SPECIFIED:	
DIMENSIONS ARE IN INCHES AND [MM]	
MATERIAL	
FINISH	
DO NOT SCALE DRAWING	

NAME	
BEM	
DRAWN	
CHECKED	
ENG APPR.	
MFG APPR.	
Q.A.	
COMMENTS:	

MENCOM CORPORATION		
TITLE:		
19 PL FEMALE MCV 18GA W/M20		
SIZE	DWG. NO.	REV
B	MCV-19FR-ZZ-18-M20	A
SCALE: 2:1		WEIGHT:
		SHEET 1 OF 1