

COLOR	PORT/PIN
BROWN	All Ports Pin 1 / V+
BROWN/WHITE	All Ports Pin 1 / V+
GREEN/YELLOW	All Ports Pin 5 / GND
BLUE	All Ports Pin 3 / V-
WHITE	Port 1 / Pin 4
GREEN	Port 2 / Pin 4
YELLOW	Port 3 / Pin 4
GRAY	Port 4 / Pin 4
PINK	Port 5 / Pin 4
RED	Port 6 / Pin 4
BLACK	Port 7 / Pin 4
VIOLET	Port 8 / Pin 4
GRAY/PINK	Port 9 / Pin 4
RED/BLUE	Port 10 / Pin 4

REVISIONS			
REV.	DESCRIPTION	DATE	APPROVED
A	REDRAWN IN SW	1/9/2008	

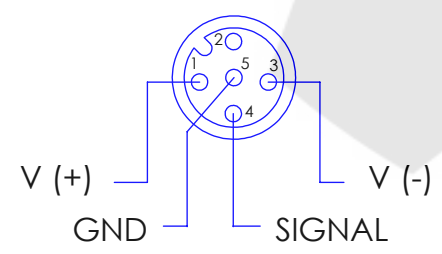
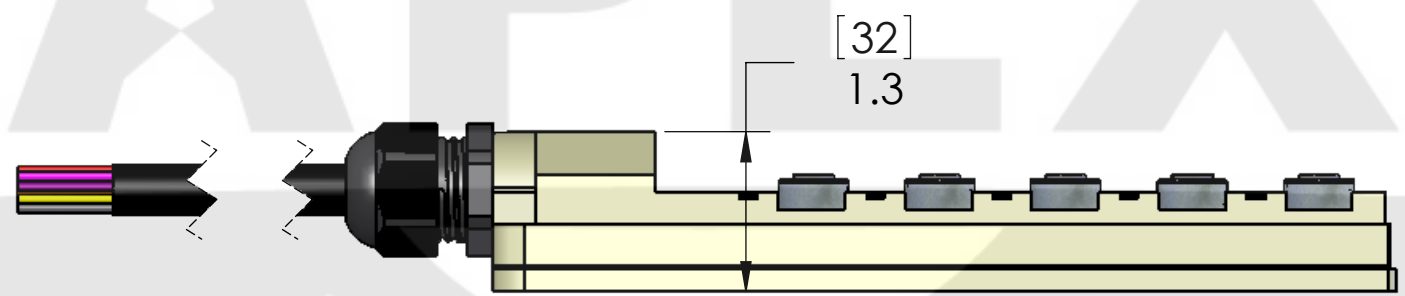
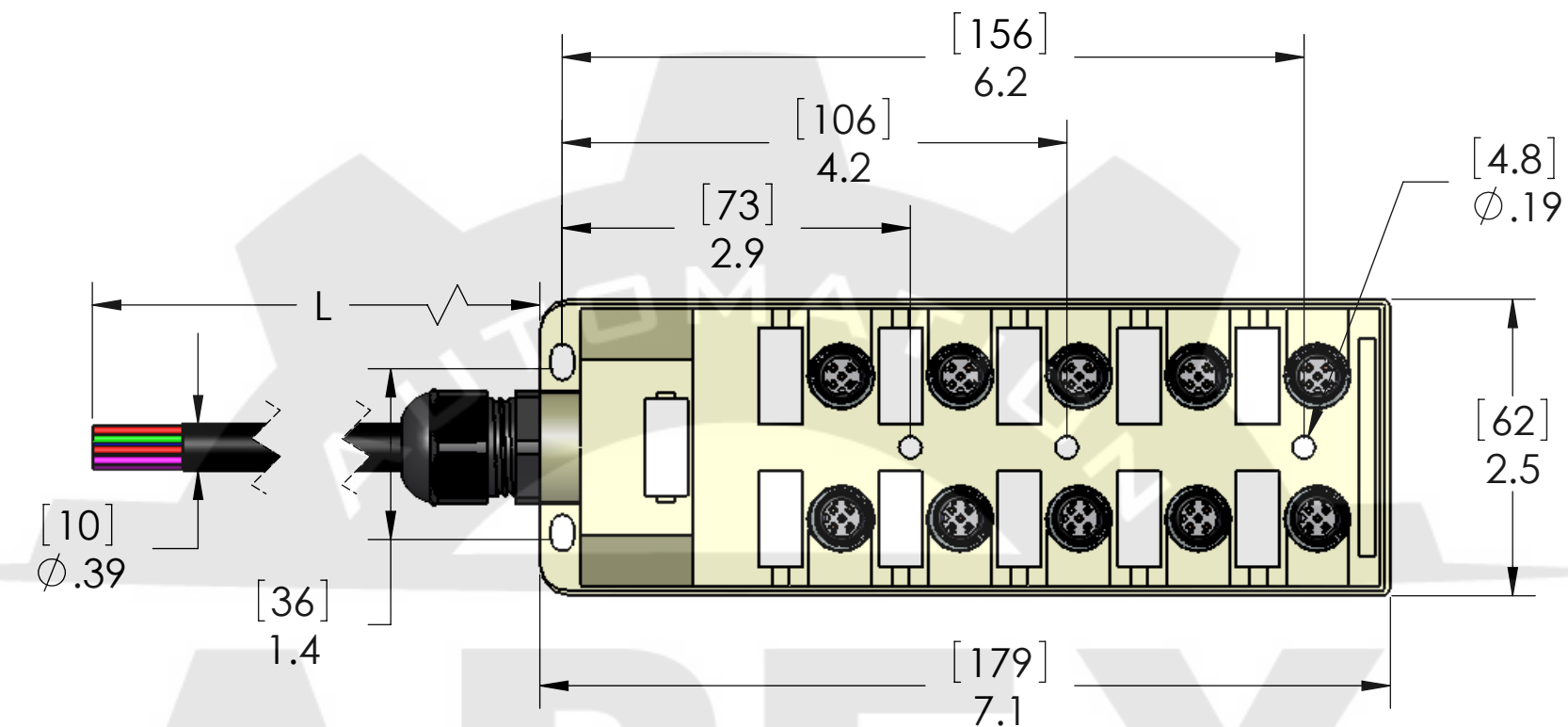


TABLE A	
P/N	L
JDC-040-013-C010	40"
JDC-040-013-C020	79"
JDC-040-013-C030	118"
JDC-040-013-C040	157"
JDC-040-013-C050	197"
JDC-040-013-C060	236"
JDC-040-013-C100	393"
JDC-040-013-C150	590"

MATERIALS:	
BODY:	POLYPROPYLENE
MARKERS:	POLYAMIDE
SHELLS:	NICKEL PLATED BRASS
INSERTS:	POLYAMIDE
CONTACTS:	GOLD PLATED COPPER ALLOY
O-RINGS:	NBR
CABLE:	18/3, 22/10 BLACK PUR JACKET
RATINGS:	
VOLTS:	150V MAX
AMPS:	3A PER PORT, 8A PER BLOCK

PROPRIETARY AND CONFIDENTIAL
THE INFORMATION CONTAINED IN THIS DRAWING IS THE SOLE PROPERTY OF MENCOM CORPORATION. ANY REPRODUCTION IN PART OR AS A WHOLE WITHOUT THE WRITTEN PERMISSION OF MENCOM CORPORATION IS PROHIBITED.

		UNLESS OTHERWISE SPECIFIED:		NAME
		DIMENSIONS ARE IN INCHES AND [MM]	DRAWN	BEM
			CHECKED	
			ENG APPR.	
			MFG APPR.	
			Q.A.	
		MATERIAL	COMMENTS:	
		FINISH		
		DO NOT SCALE DRAWING		

MENCOM CORPORATION			
TITLE:			
SIZE	DWG. NO.	REV	
B	JDC-040-013-CZZ	A	
SCALE: 2:3	WEIGHT:	SHEET 1 OF 1	