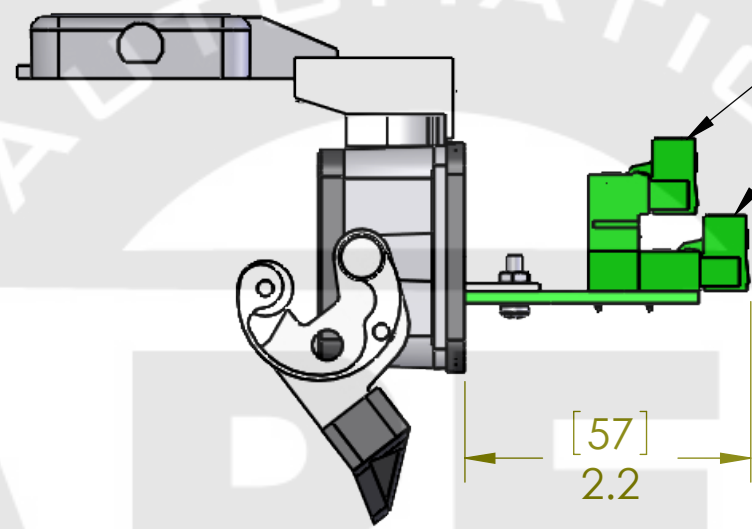
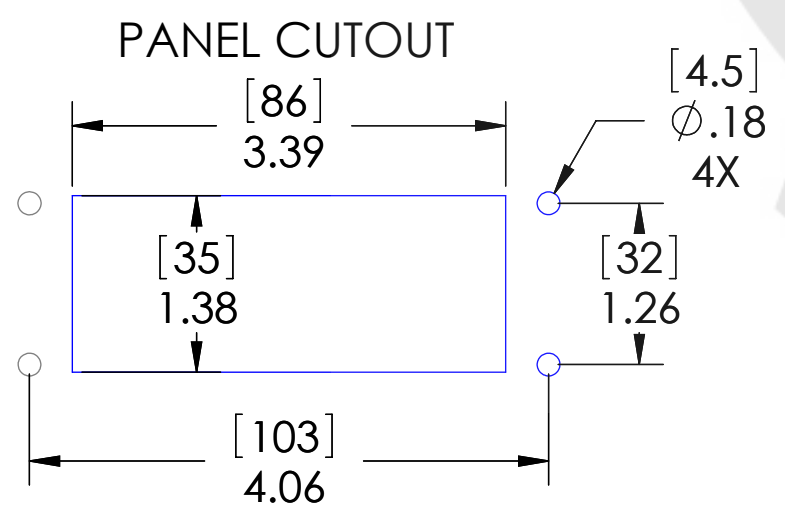
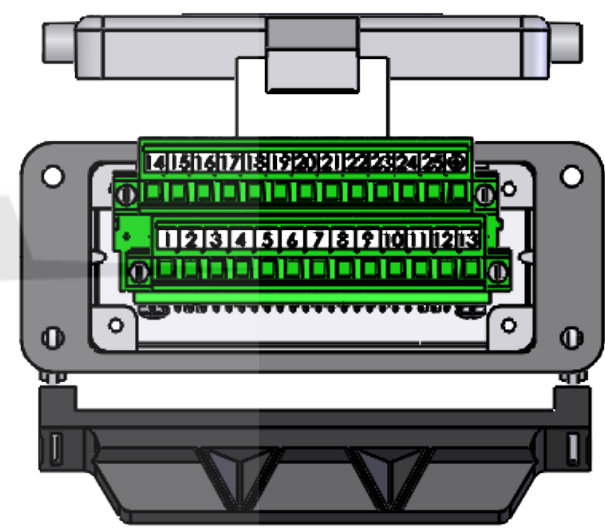


FEMALE 25 PIN D-SUB CONFIGURED W/ DISCRETE WIRE PLUGGABLE TERMINAL BLOCK



NOTE: SCREW TERMINAL CONNECTION PLUGS AND SOCKETS ARE SUPPLIED WITH UNIT



PANEL CUTOUT

HOUSING MATERIALS	
BODY:	EPOXY COATED DIE CAST ALUMINUM
GASKET:	THERMOPLASTIC ELASTOMER
HANDLE:	POLYAMIDE
LEVERS:	STAINLESS STEEL



MOUNTING KIT ORDERED SEPARATELY CONTAINS M4x0.7 SS SCREW, NYLON WASHER, SPLIT LOCKWASHER AND M4 NUT  
P/N: D-PIC-MT

PROPRIETARY AND CONFIDENTIAL  
THE INFORMATION CONTAINED IN THIS DRAWING IS THE SOLE PROPERTY OF MENCOM CORPORATION. ANY REPRODUCTION IN PART OR AS A WHOLE WITHOUT THE WRITTEN PERMISSION OF MENCOM CORPORATION IS PROHIBITED.

These devices shall be mounted on enclosures having adequate strength and thickness and with adequate spacing provided. Seal rating is based on mounting to a surface that is clean, flat and smooth.

PIC RATINGS/SPECIFICATIONS			
NEMA/UL   EN 60529:		4, 4X, 12   IP65	
MOUNTING SCREW SIZE:		M4 (8-32) (304 or 316SS for 4X)	
MOUNTING SCREW TORQUE:		1.2~1.8N-m (0.9~1.3 Lb-Ft)	
DRAWN BY	DCG	MENCOM CORPORATION	
DRAWN DATE	06/20/2019		
CHECKED BY	GO		
CHECK DATE	01/04/2019		
COMMENTS:		TITLE:	
		25 PIN D-SUB TO PCB	
SIZE	DWG. NO.		REV
B	DB25-PC25-16LS		B
SCALE: 2:3		WEIGHT:	SHEET 1 OF 1

DRAWN BY	DCG
DRAWN DATE	06/20/2019
CHECKED BY	GO
CHECK DATE	01/04/2019

COMMENTS:

UNLESS OTHERWISE SPECIFIED:
DIMENSIONS ARE IN INCHES AND [MM]
MATERIAL
FINISH
DO NOT SCALE DRAWING