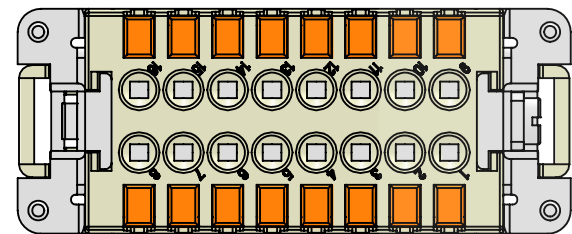
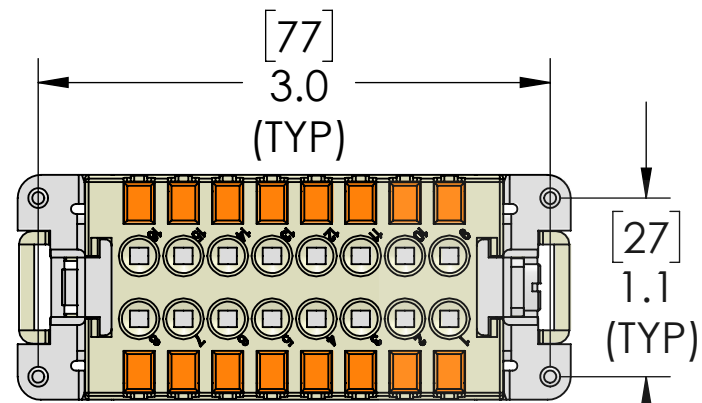



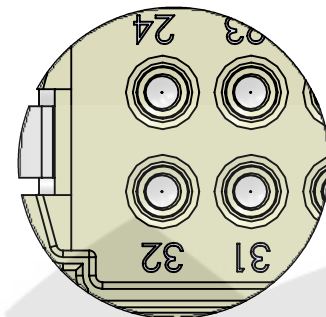
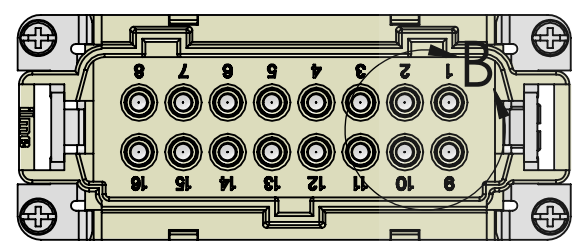
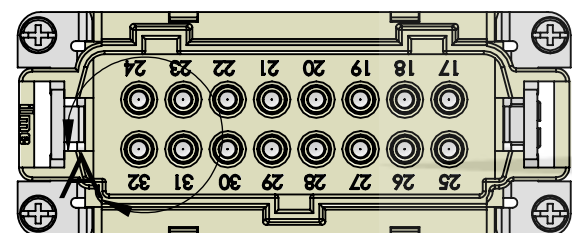
D



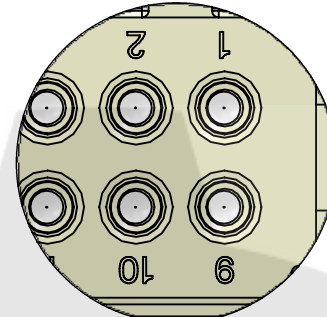
C



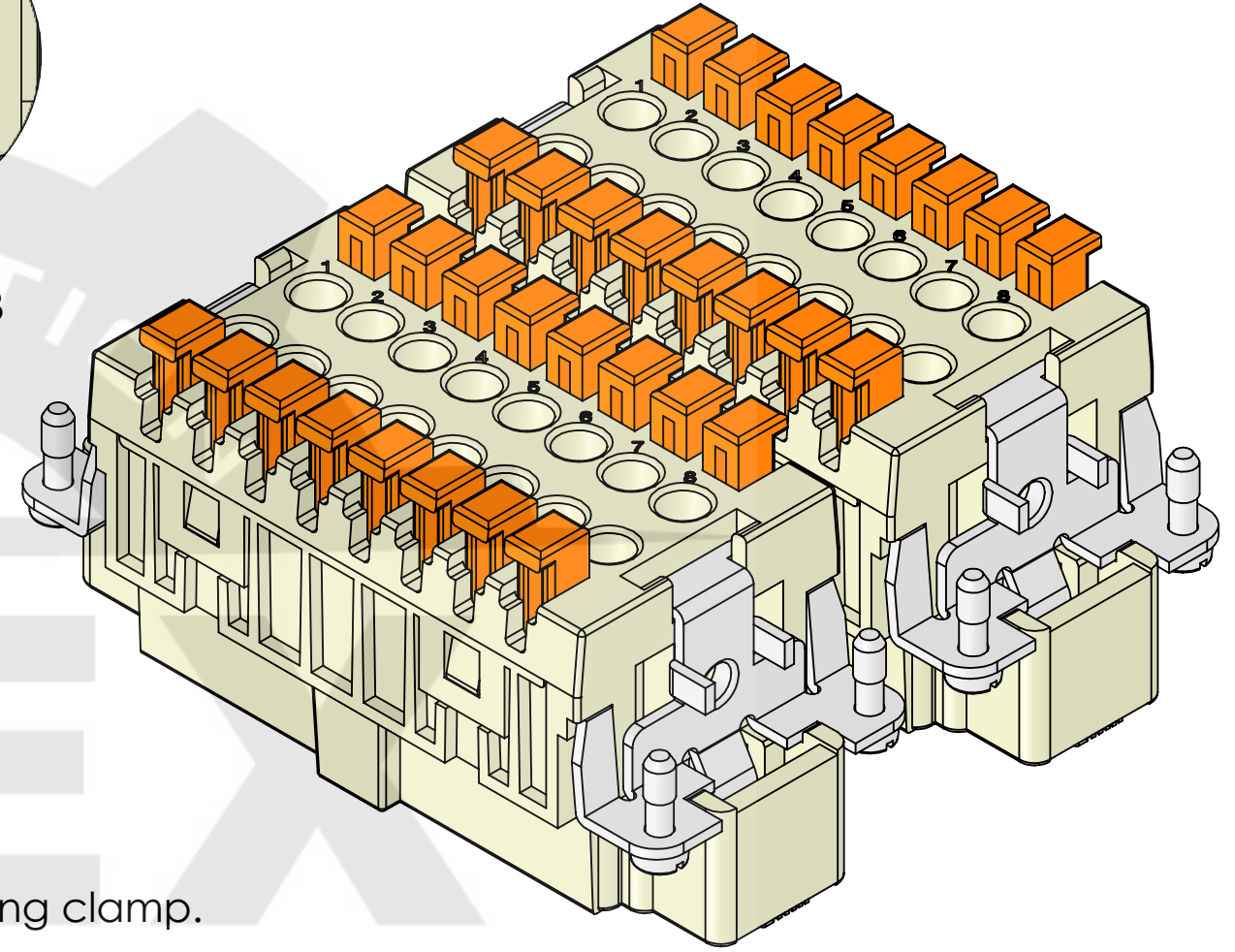
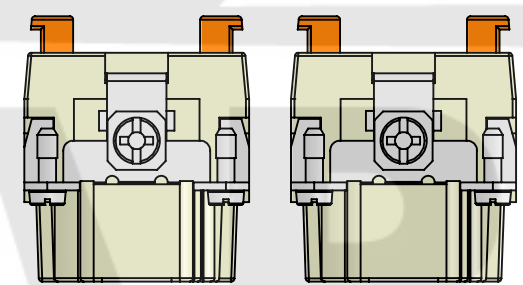
B



DETAIL A  
SCALE 14 : 8



DETAIL B  
SCALE 14 : 8



D

C

B

A

Connection made via spring clamp.

To use: Strip Wires 0.35" - 0.43" (9 - 11mm)  
Placed stripped wire into opening and  
press down on orange tab. This will lock the wire  
into place. Proceed to next terminal.  
(ferruled wires may be used as well)

Acceptable wire AWG: 14 - 24AWG [2.5 - 0.14 sqmm]

MATERIALS	
HOUSING:	GLASS REINFORCED THERMOPLASTIC
CONTACTS:	NICKEL PLATED BRASS HARDWARE
SCREWS:	SILVER PLATED COPPER ALLOY
	NICKEL PLATED STEEL
RATINGS:	UL / CSA - 600V, 16A. EN 250V/4kV/3, 10A
TEMP:	-40°C - +125°C ambient
APPROVALS:	UL, CSA, & CCC

A

**PROPRIETARY AND CONFIDENTIAL**  
THE INFORMATION CONTAINED IN THIS  
DRAWING IS THE SOLE PROPERTY OF  
MENCOM CORPORATION. ANY  
REPRODUCTION IN PART OR AS A WHOLE  
WITHOUT THE WRITTEN PERMISSION OF  
MENCOM CORPORATION IS  
PROHIBITED.

UNLESS OTHERWISE SPECIFIED:	DRAWN BY	DCG
DIMENSIONS ARE IN INCHES AND [MM]	DRAWN DATE	06/12/2020
	CHECKED BY	ADM
	CHECK DATE	06/17/2020
	COMMENTS:	
MATERIAL		
FINISH		
DO NOT SCALE DRAWING		

MENCOM CORPORATION		
TITLE:		
CSHM-16 & CSHM-16N KIT		
SIZE	DWG. NO.	REV
<b>B</b>	CSHM-16-16N	<b>A</b>
SCALE: 7:8	WEIGHT:	SHEET 1 OF 1