

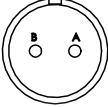
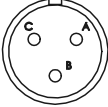
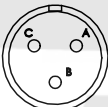
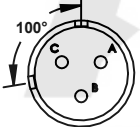


MIL-SPEC Series Receptacles

2 & 3 Conductor 5015 Industrial Equiv. Receptacles



Panel Mount Receptacles | Size 14S | Solder Cup | IP67 Rating

# of Poles	Male Faceview	Rating	Wire AWG	Male Receptacles	Female Receptacles
2	 14S-2 0.8750"-20UNEF	600V Max 13A Max	16-18 AWG	MS14S-2MR-PM-SC	MS14S-2FR-PM-SC
3	 14S-3A 0.8750"-20UNEF	600V Max 13A Max	16-18 AWG	MS14S-3AMR-PM-SC	MS14S-3AFR-PM-SC
	 14S-3B 0.8750"-20UNEF	600V Max 13A Max	16-18 AWG	MS14S-3BMR-PM-SC	MS14S-3BFR-PM-SC
	 14S-3C 0.8750"-20UNEF	600V Max 13A Max	16-18 AWG	MS14S-3CMR-PM-SC	MS14S-3CFR-PM-SC

Voltage and Amperage ratings are cable dependent and are based on 600V 16AWG Cable.

Termination made by solder cup.

Specifications:

Shell: Nickel Plated Zinc Diecast
Insulator: PBT
Contacts: Copper Alloy with Silver Plating
Gasket: NBR
Insert: PBT
Temperature: -40°C to +105°C (-40°F to +221°F)

