

inserts		page:
CDD	24 poles + ⊕	76
CDS	9 poles + ⊕	-
CDSH	9 poles + ⊕	86
CDSH NC	6 poles + ⊕	95
CNE	6 poles + ⊕	110
CSE	6 poles + ⊕	-
CSH	6 poles + ⊕	110
CSH S	6 poles + ⊕	122
CCE	6 poles + ⊕	130
CSS	6 poles + ⊕	148
CT, CTSE (16A) *	6 poles + ⊕	160
CQE	10 poles + ⊕	168
MIXO	2 modules	262 - 317

*) only for enclosure CHIS 06 L

housings and cover



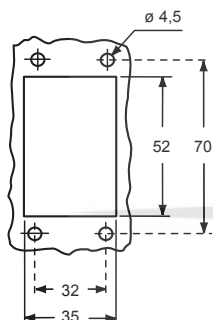
hoods and cover



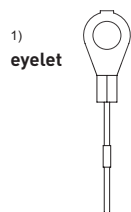
description	part No.	entry Pg	part No.	entry M	part No.	entry Pg	part No.	entry M
bulkhead mounting housing with lever and gasket	CHIS 06 L	--						
surface mounting housing, with lever, high construction	CAPS 06 L	21	MAPS 06 L32	32				
cover with pegs (for 1 lever enclosures) ¹⁾	CHCS 06 L							
enclosure with pegs, side entry, high construction, without adaptor ³⁾					CFOS 06 L21	21	MFOS 06 L32	32
enclosure with pegs, top entry, high construction, without adaptor ³⁾					CFVS 06 L21	21	MFVS 06 L32	32
cover with lever (for enclosures with pegs) ²⁾					CHCS 06 LG			

³⁾ enclosure without adapter, threaded on the enclosure body, to be used only with a complete cable gland.

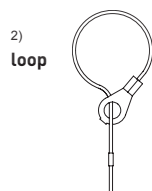
panel cut-out for bulkhead mounting housings



For fixing on housings



For fixing on hoods



CAUS Type 4/4X/12

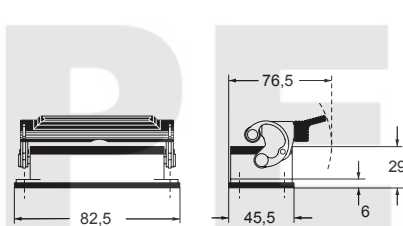


insulating cable gland or fittings without gasket

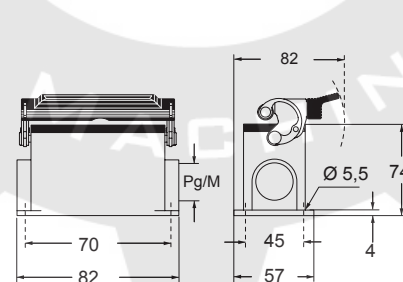


cable gland with O-Ring gasket

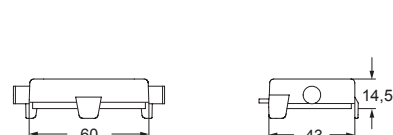
CHIS L



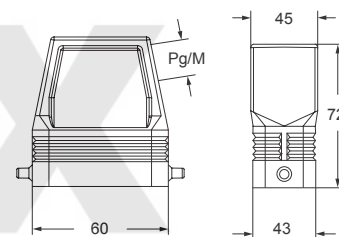
CAPS L and MAPS L



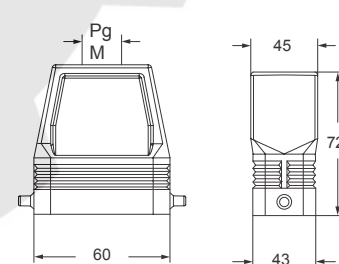
CHCS L



CFOS L and MFOS L



CFVS L and MFVS L



CHCS LG

