

CH - CA and MH - MA W-TYPE for aggressive environments

inserts		page:
CD	50 poles + ⊕	71
CDD	76 poles + ⊕	80
CDA	32 poles + ⊕	102
CSAH	32 poles + ⊕	103
CDC	32 poles + ⊕	106

insert dimensions:
2 x (66 x 16) mm

CHCW 50 and CHCW 50 G covers
cannot be used together with coding pins.
If this application is required, please contact
ILME SpA.

housings and cover

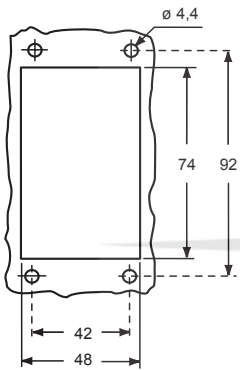


hoods and cover

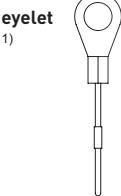


description	part No.	entry Pg	part No.	entry M	part No.	entry Pg	part No.	entry M
bulkhead mounting housings with levers and gasket	CHIW 50	–						
surface mounting housing, with levers	CHPW 50.21	21	MHPW 50.32	32				
surface mounting housing, with levers	CHPW 50.229	29 x 2	MHPW 50.240	40 x 2				
cover with 4 pegs (for housings with 2 levers) ¹⁾	CHCW 50							
enclosure with 4 pegs, side entry					CHOW 50	21	MHOW 50.25	25
enclosure with 4 pegs, side entry							MHOW 50.32	32
enclosure with 4 pegs, side entry, high construction					CAOW 50.29	29	MAOW 50.32	32
enclosure with 4 pegs, top entry, high construction					CAVW 50.29	29	MAVW 50.32	32
cover with 2 levers (for enclosures with 4 pegs) ²⁾					CHCW 50 G			

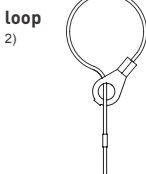
panel cut-out for bulkhead mounting housings



For fixing
on housings



For fixing
on hoods



CALUS Type
4/4X/12

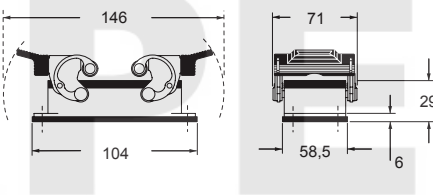


insulating cable gland or fittings
without gasket

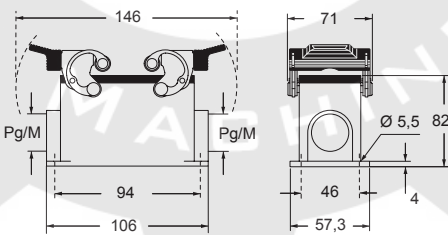


cable gland
with O-Ring gasket

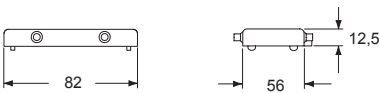
CHIW



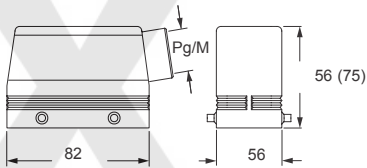
CHPW and MHPW



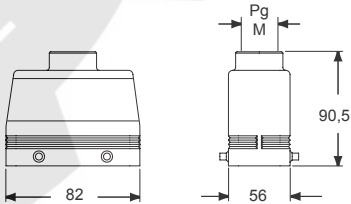
CHCW



CHOW (CAOW) and MHOW (MAOW)



CAVW and MAVW



CHCW G

