



CH - CA - CF and MH - MA - MF C-TYPE standard version

inserts		page:
CD	50 poles + ⊕	71
CDD	76 poles + ⊕	80
CDA	32 poles + ⊕	102
CSAH	32 poles + ⊕	103
CDC	32 poles + ⊕	106

insert dimensions:  
2 x (66 x 16) mm

hoods with 2 levers



covers

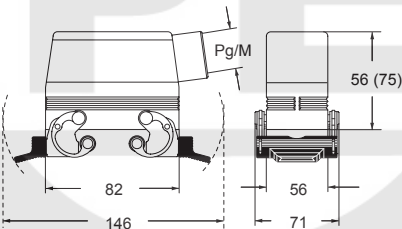


description	part No.	entry Pg	part No	entry M	part No. (with eyelet)	part No. (with loop)
with levers, side entry <sup>1)</sup>	CHO 50 X	21	MHO 50 X25	25		
with levers, side entry <sup>1)</sup>			MHO 50 X32	32		
with levers, side entry, high construction <sup>1)</sup>	CAO 50 X	21	MAO 50 X25	25		
with levers, side entry, high construction <sup>1)</sup>	CAO 50 X29	29	MAO 50 X32	32		
with levers, top entry, high construction <sup>1)</sup>	CAV 50 X	21	MAV 50 X25	25		
with levers, top entry, high construction <sup>1)</sup>	CAV 50 X29	29	MAV 50 X32	32		
with levers, side entry, high construction, without adapter <sup>1) 2)</sup>	CFO 50 X	21	MFO 50 X25	25		
with levers, side entry, high construction, without adapter <sup>1) 2)</sup>	CFO 50 X29	29	MFO 50 X32	32		
with levers, top entry, high construction, without adapter <sup>1) 2)</sup>	CFV 50 X	21	MFV 50 X25	25		
with levers, top entry, high construction, without adapter <sup>1) 2)</sup>	CFV 50 X29	29	MFV 50 X32	32		
with 4 pegs (for enclosures with 2 levers)					CHC 50	CHC 50 S
with 2 levers and gasket (for hoods with 4 pegs)						CHC 50 G

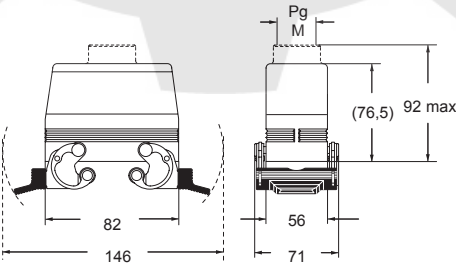
<sup>1)</sup> may be combined with enclosures:  
- CHI 50 CS, CHP 50 CS and MHP 50 CS

<sup>2)</sup> enclosure without adapter, threaded on the body,  
to be used only with a complete cable gland.

CHO X (CAO X/CFO X) and MHO X (MAO X/MFO X)



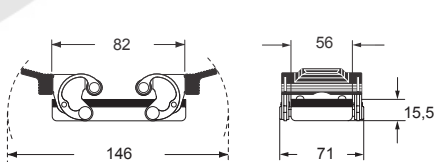
CAV X (CFV X) and MAV X (MFV X)



CHC(S)



CHC G



**CALUS**® Type 4/4X/12



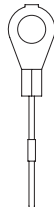
insulating cable gland or fittings  
without gasket



cable gland  
with O-Ring gasket

For fixing  
on housings

eyelet



For fixing  
on hoods

loop

