

**CH - CA - CF and MH - MA - MF C-TYPE standard version**

## inserts

CD	50 poles + ⊕	71
CDD	76 poles + ⊕	80
CDA	32 poles + ⊕	102
CSAH	32 poles + ⊕	103
CDC	32 poles + ⊕	106

insert dimensions:  
2 x (66 x 16) mm

## page:

## hoods with 4 pegs

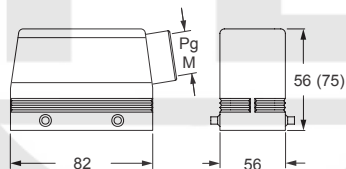
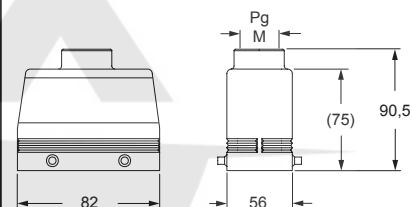
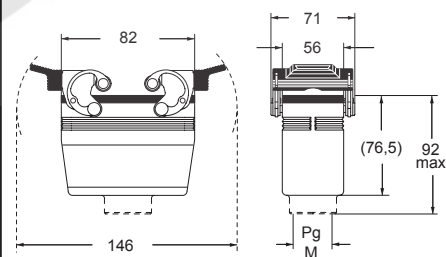


## hoods with 2 levers or 4 pegs



description	part No.	entry Pg	part No.	entry M	part No.	entry Pg	part No.	entry M
with pegs, side entry	<b>CHO 50</b>	21	<b>MHO 50.25</b>	25				
with pegs, side entry			<b>MHO 50.32</b>	32				
with pegs, side entry, high construction	<b>CAO 50.21</b>	21	<b>MAO 50.25</b>	25				
with pegs, side entry, high construction	<b>CAO 50.29</b>	29	<b>MAO 50.32</b>	32				
with pegs, top entry, high construction					<b>CAV 50.21</b>	21	<b>MAV 50.25</b>	25
with pegs, top entry, high construction					<b>CAV 50.29</b>	29	<b>MAV 50.32</b>	32
with levers and gasket, top entry, high construction					<b>CAV 50 G29</b>	29	<b>MAV 50 G32</b>	32
with pegs, side entry, high construction, without adapter <sup>1)</sup>	<b>CFO 50.21</b>	21	<b>MFO 50.25</b>	25				
with pegs, side entry, high construction, without adapter <sup>1)</sup>	<b>CFO 50.29</b>	29	<b>MFO 50.32</b>	32				
with pegs, top entry, high construction, without adapter <sup>1)</sup>					<b>CFV 50.21</b>	21	<b>MFV 50.25</b>	25
with pegs, top entry, high construction, without adapter <sup>1)</sup>					<b>CFV 50.29</b>	29	<b>MFV 50.32</b>	32
with levers and gasket, top entry, high, without adapter <sup>1)</sup>					<b>CFV 50 G29</b>	29	<b>MFV 50 G32</b>	32

<sup>1)</sup> enclosure without adapter, threaded on the body, to be used only with a complete cable gland.

**CHO (CAO/CFO) and MHO (MAO/MFO)****CAV (CFV) and MAV (MFV)****CAV G (CFV G) and MAV G (MFV G)**

**CAI<sup>®</sup> US** Type 4/4X/12



insulating cable gland or fittings  
without gasket



cable gland  
with O-Ring gasket