

CH C-TYPE standard version

inserts		page:
CD	80 poles + ⊕	73
CDD	144 poles + ⊕	82
CDS	54 poles + ⊕	-
CDSH	54 poles + ⊕	90
CNE	32 poles + ⊕	114
CSE	32 poles + ⊕	-
CSH	32 poles + ⊕	114
CSH S	32 poles + ⊕	126
CCE	32 poles + ⊕	134
CSS	32 poles + ⊕	152
CTSE (16A) *)	32 poles + ⊕	164
CQE	64 poles + ⊕	172
CME	12+4 (aux) poles + ⊕	142
CMSH	12+4 (aux) poles + ⊕	142
CMCE	12+4 (aux) poles + ⊕	143
CP	12 poles + ⊕	179
MIXO	4 + 4 modules	262 - 317

*) can be used only in bulkhead mounting housings

insert dimensions:
2 x (77,5 x 27) mm

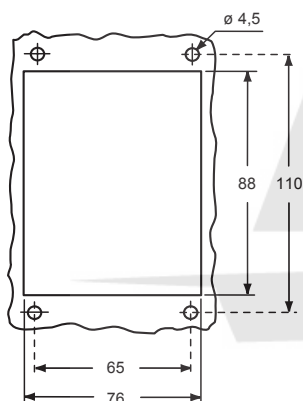
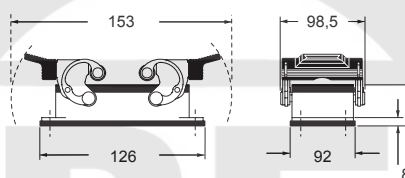
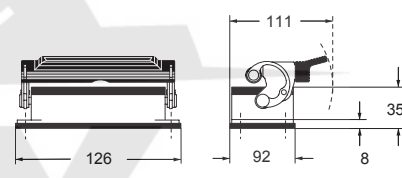
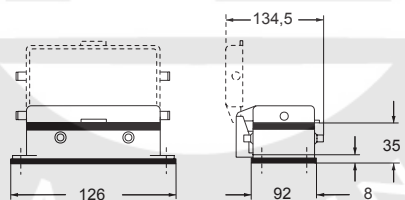
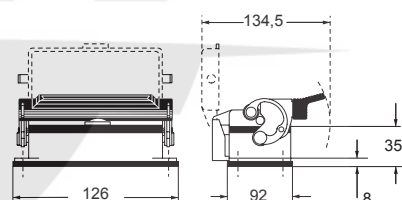
bulkhead mounting housings with 2 levers or 4 pegs**bulkhead mounting housings with single lever**

description	part No.	part No.
with one or two levers	CHI 32	CHI 32 L
with pegs and aluminium cover 1)	CHI 32 CS	
with lever and aluminium cover		CHI 32 LS

1) may be combined with enclosures:

- CHO/CHV/CFO/CFV 32 X
- MHO/MHV/MFO/MFV 32 X

panel cut-out for bulkhead mounting housings

**CHI ▲****CHI L ▲****CHI CS ●****CHI LS ●**

IMPORTANT NOTE: The enclosures ensure IP66/IP69 degree of protection (or IP65 for hinged cover versions) when mated and locked with the closing levers.
The cover (CS, CP) only ensures mechanical protection, but does not ensure IP65 degree of protection.

CAUS Type 4/4X/12

