



CH - CA - CF and MH - MA - MF C-TYPE standard version

inserts		page:
CD	64 poles + ⊕	72
CDD	108 poles + ⊕	81
CDS	42 poles + ⊕	-
CDSH	42 poles + ⊕	89
CNE	24 poles + ⊕	113
CSE	24 poles + ⊕	-
CSH	24 poles + ⊕	113
CSH S	24 poles + ⊕	125
CCE	24 poles + ⊕	133
CMSH	10+2 (aux) poles + ⊕	140
CMCE	10+2 (aux) poles + ⊕	141
CSS	24 poles + ⊕	151
CQE	46 poles + ⊕	171
CQEE	64 poles + ⊕	177
CX	4/8 and 6/6 poles + ⊕	204 and 206
MIXO	6 modules	262 - 317

hoods with 2 levers



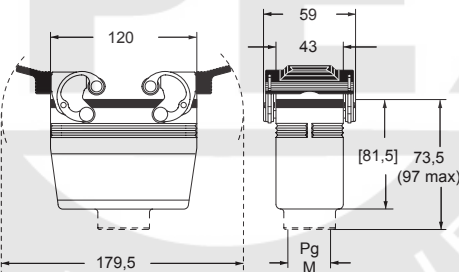
hoods with 2 levers
M40 cable entry with 20 mm thread length



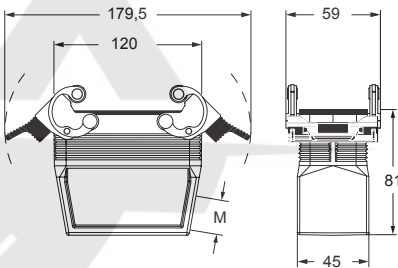
description	part No.	entry Pg	part No	entry M	part No.	entry M
with levers and gasket, side entry, high construction, without adapter ¹⁾					MFO 24 G40	40
with levers and gasket, top entry	CHV 24 G	21	MHV 24 G32	32		
with levers and gasket, top entry, high construction	CAV 24 G	21	MAV 24 G25	25		
with levers and gasket, top entry, high construction	CAV 24 G29	29	MAV 24 G32	32		
with levers and gasket, top entry, high construction			MAV 24 G40	40		
with levers and gasket, top entry, high construction, without adapter ¹⁾	CFV 24 G	21	MFV 24 G25	25		
with levers and gasket, top entry, high construction, without adapter ¹⁾	CFV 24 G29	29	MFV 24 G32	32		
with levers and gasket, top entry, high construction, without adapter ¹⁾					MFV 24 G40	40

¹⁾ enclosure without adapter, threaded on the body, to be used only with a complete cable gland.

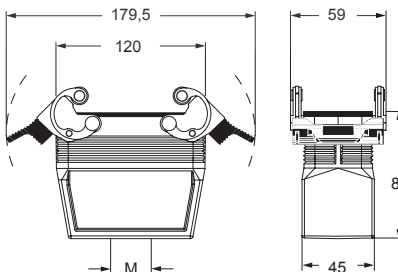
CHV G (CAV G) and [CFV G],
MHV G (MAV G) and [MFV G]



MFO 16 G40



MFV 16 G40



CAV® Type
4/4X/12



insulating cable gland or fittings
without gasket



cable gland
with O-Ring gasket