

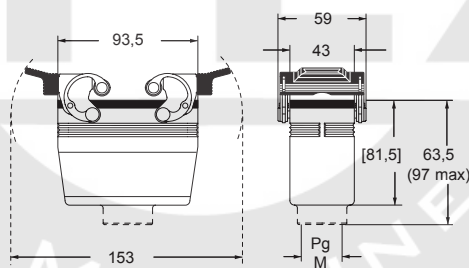
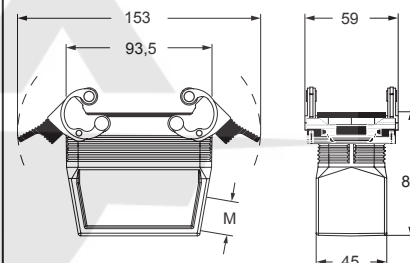
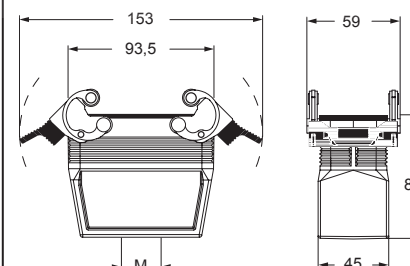
CH - CA - CF and MH - MA - MF C-TYPE standard version

inserts		page:
CD	40 poles + ⊕	70
CDD	72 poles + ⊕	79
CDS	27 poles + ⊕	-
CDSH	27 poles + ⊕	88
CNE	16 poles + ⊕	112
CSE	16 poles + ⊕	-
CSH	16 poles + ⊕	112
CSH S	16 poles + ⊕	124
CCE	16 poles + ⊕	132
CMSH, CMCE	6+2 (aux) poles + ⊕	138 - 139
CSS	16 poles + ⊕	150
CQE	32 poles + ⊕	170
CQEE	40 poles + ⊕	176
CP	6 poles + ⊕	178
CX	6/12, 6/36 and 12/2 poles + ⊕	197 - 199
CX	4/0 and 4/2 poles + ⊕	200 - 201
MIXO	4 modules	262 - 317

hoods with 2 levers**hoods with 2 levers
M40 cable entry with 20 mm thread length**

description	part No.	entry Pg	part No	entry M	part No.	entry M
with levers and gasket, side entry, high construction, without adapter ¹⁾					MFO 16 G40	40
with levers and gasket, top entry	CHV 16 G	21	MHV 16 G32	32		
with levers and gasket, top entry, high construction	CAV 16 G	21	MAV 16 G25	25		
with levers and gasket, top entry, high construction	CAV 16 G29	29	MAV 16 G32	32		
with levers and gasket, top entry, high construction			MAV 16 G40	40		
with levers and gasket, top entry, high construction, without adapter ¹⁾	CFV 16 G	21	MFV 16 G25	25		
with levers and gasket, top entry, high construction, without adapter ¹⁾	CFV 16 G29	29	MFV 16 G32	32		
with levers and gasket, top entry, high construction, without adapter ¹⁾					MFV 16 G40	40

¹⁾ enclosure without adapter, threaded on the body, to be used only with a complete cable gland.

**CHV G (CAV G) and [CFV G],
MHV G (MAV G) and [MFV G]****MFO 16 G40****MFV 16 G40**

CAU[®] US Type
4/4X/12



insulating cable gland or fittings
without gasket



cable gland
with O-Ring gasket