

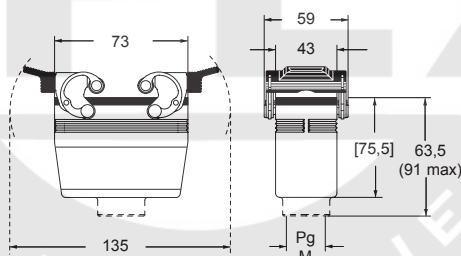
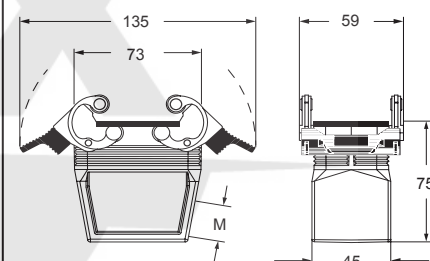
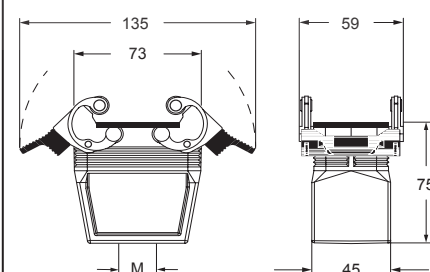
CH - CA - CF and MH - MA - MF C-TYPE standard version

inserts		page:
CDD	42 poles + ⊕	78
CDS	18 poles + ⊕	-
CDSH	18 poles + ⊕	87
CNE	10 poles + ⊕	111
CSE	10 poles + ⊕	-
CSH	10 poles + ⊕	111
CSH S	10 poles + ⊕	123
CCE	10 poles + ⊕	131
CMSH	3+2 (aux) poles + ⊕	136
CMCE	3+2 (aux) poles + ⊕	137
CSS	10 poles + ⊕	149
CQE	18 poles + ⊕	169
CX	8/24 poles + ⊕	194
MIXO	3 modules	262 - 317

hoods with 2 levers**hoods with 2 levers
M40 cable entry with 20 mm thread length**

description	part No.	entry Pg	part No	entry M	part No.	entry M
with levers and gasket, side entry, high construction, without adapter ¹⁾					MFO 10 G40	40
with levers and gasket, top entry	CHV 10 G	16	MHV 10 G25	25		
with levers and gasket, top entry, high construction	CAV 10 G	21	MAV 10 G25	25		
with levers and gasket, top entry, high construction	CAV 10 G29	29	MAV 10 G32	32		
with levers and gasket, top entry, high construction, without adapter ¹⁾	CFV 10 G	21	MFV 10 G25	25		
with levers and gasket, top entry, high construction, without adapter ¹⁾	CFV 10 G29	29	MFV 10 G32	32		
with levers and gasket, top entry, high construction, without adapter ¹⁾					MFV 10 G40	40

¹⁾ enclosure without adapter, threaded on the body, to be used only with a complete cable gland.

**CHV G (CAV G) and [CFV G],
MHV G (MAV G) and [MFV G]****MFO 10 G40****MFV 10 G40**

CAVUS® Type
4/4X/12



insulating cable gland or fittings
without gasket



cable gland
with O-Ring gasket