

CH - CA and MH - MA C-TYPE standard version

inserts

CDD	42 poles + ⊕	78
CDS	18 poles + ⊕	-
CDSH	18 poles + ⊕	87
CNE	10 poles + ⊕	111
CSE	10 poles + ⊕	-
CSH	10 poles + ⊕	111
CSH S	10 poles + ⊕	123
CCE	10 poles + ⊕	131
CMSH	3+2 (aux) poles + ⊕	136
CMCE	3+2 (aux) poles + ⊕	137
CSS	10 poles + ⊕	149
CQE	18 poles + ⊕	169
CX	8/24 poles + ⊕	194
MIXO	3 modules	262 - 317

page:

surface mounting housings
with 2 levers or 4 pegssurface mounting housings
with single lever

description	part No.	entry Pg	part No.	entry M	part No.	entry Pg	part No.	entry M
with lever/s	CHP 10	16	MHP 10.20	20	CHP 10 L	16	MHP 10 L20	20
with lever/s	CHP 10.2	16 x 2	MHP 10.220	20 x 2	CHP 10 L2	16 x 2	MHP 10 L220	20 x 2
with levers, high construction ¹⁾			MAP 10.25	25				
with levers, high construction ¹⁾			MAP 10.225	25 x 2				
with lever/s, high construction	CAP 10.21	21	MAP 10.32	32	CAP 10 L	21	MAP 10 L32	32
with lever/s, high construction	CAP 10.221	21 x 2	MAP 10.232	32 x 2	CAP 10 L2	21 x 2	MAP 10 L232	32 x 2
with lever/s, high construction	CAP 10.29	29	MAP 10.40	40	CAP 10 L29	29	MAP 10 L40	40
with lever/s, high construction	CAP 10.229	29 x 2	MAP 10.240	40 x 2	CAP 10 L229	29 x 2	MAP 10 L240	40 x 2
with pegs and aluminum cover ²⁾	CHP 10 CS	16	MHP 10 CS20	20				
with pegs and aluminum cover ²⁾	CHP 10 CS2	16 x 2	MHP 10 CS220	20 x 2				
with pegs and aluminum cover, high construction ²⁾	CAP 10 CS	21	MAP 10 CS32	32				
with pegs and aluminum cover, high construction ²⁾	CAP 10 CS2	21 x 2	MAP 10 CS232	32 x 2				
with pegs and aluminum cover, high construction ²⁾	CAP 10 CS29	29	MAP 10 CS40	40				
with pegs and aluminum cover, high construction ²⁾	CAP 10 CS229	29 x 2	MAP 10 CS240	40 x 2				
with pegs and plastic cover ²⁾	CHP 10 CP	16	MHP 10 CP20	20				
with pegs and plastic cover ²⁾	CHP 10 CP2	16 x 2	MHP 10 CP220	20 x 2				
with pegs and plastic cover, high construction ²⁾	CAP 10 CP	21	MAP 10 CP32	32				
with pegs and plastic cover, high construction ²⁾	CAP 10 CP2	21 x 2	MAP 10 CP232	32 x 2				
with pegs and plastic cover, high construction ²⁾	CAP 10 CP29	29	MAP 10 CP40	40				
with pegs and plastic cover, high construction ²⁾	CAP 10 CP229	29 x 2	MAP 10 CP240	40 x 2				
with lever and aluminium cover					CHP 10 LS	16	MHP 10 LS20	20
with lever and aluminium cover					CHP 10 LS2	16 x 2	MHP 10 LS220	20 x 2
with lever and aluminium cover, high construction					CAP 10 LS	21	MAP 10 LS32	32
with lever and aluminium cover, high construction					CAP 10 LS2	21 x 2	MAP 10 LS232	32 x 2
with lever and aluminium cover, high construction					CAP 10 LS29	29	MAP 10 LS40	40
with lever and aluminium cover, high construction					CAP 10 LS229	29 x 2	MAP 10 LS240	40 x 2

¹⁾ can only be used only with a complete cable gland (to be purchased separately)

²⁾ may be combined with enclosures:
- CHO/CAO 10 X and CHV/CAV 10 X
- MHO/MAO 10 X and MHV/MAV 10 X

IMPORTANT NOTE: The enclosures ensure IP66/IP69 degree of protection (or IP65 for hinged cover versions) when mated and locked with the closing levers. The cover (CS, CP) only ensures mechanical protection, but does not ensure IP65 degree of protection.

CR CLK
locking device for
CLASS locking levers
(page 666)



CAIUS Type
4/4X/12
(except enclosures with plastic cover)

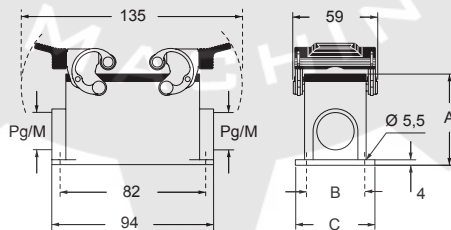
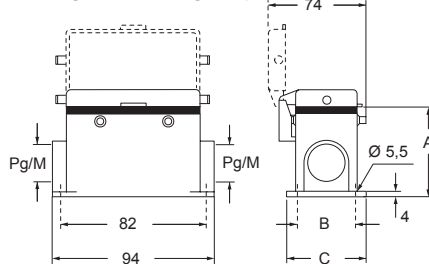


insulating cable gland or fittings without gasket



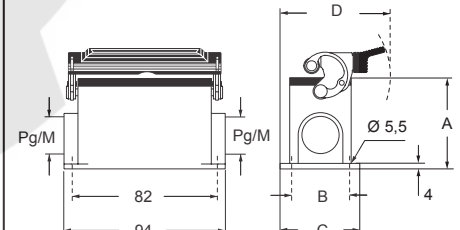
cable gland with O-Ring gasket

CHP - CAP and MHP - MAP ▲

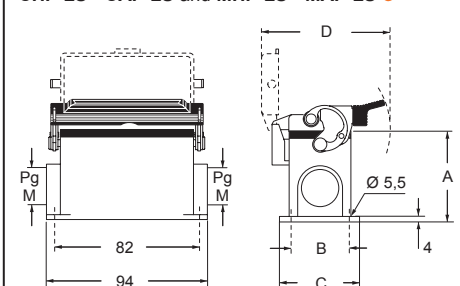
CHP CS/CP - CAP CS/CP and
MHP CS/CP - MAP CS/CP ●

type	A	B	C
CHP / MHP	57	40	52
CAP / MAP	74	45	57
CHP CS / MHP CS	57	40	52
CAP CS / MAP CS	74	45	57
CHP CP / MHP CP	57	40	52
CAP CP / MAP CP	74	45	57

CHP L - CAP L and MHP L - MAP L ▲



CHP LS - CAP LS and MHP LS - MAP LS ●



type	A	B	C	D
CHP L / MHP L	57	40	52	79.5
CAP L / MAP L	74	45	57	82
CHP LS / MHP LS	57	40	52	97
CAP LS / MAP LS	74	45	57	97