

CH - CA and MH - MA C-TYPE standard version

inserts

CDD	24 poles + ⊕	76
CDS	9 poles + ⊕	-
CDSH	9 poles + ⊕	86
CDSH NC	6 poles + ⊕	95
CNE	6 poles + ⊕	110
CSE	6 poles + ⊕	-
CSH	6 poles + ⊕	110
CSH S	6 poles + ⊕	122
CCE	6 poles + ⊕	130
CSS	6 poles + ⊕	148
CQE	10 poles + ⊕	168
MIXO	2 modules	262 - 317

page:

surface mounting housings
with single leverangled surface mounting housings
with single lever

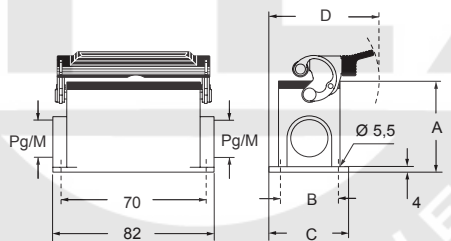
description	part No.	entry Pg	part No.	entry M	part No.	entry M
with lever	CHP 06 L	16	MHP 06 L20	20		
with lever	CHP 06 L2	16 x 2	MHP 06 L220	20 x 2		
with lever, high construction 1)			MAP 06 L25	25		
with lever, high construction 1)			MAP 06 L225	25 x 2		
with lever, high construction	CAP 06 L	21	MAP 06 L32	32		
with lever, high construction	CAP 06 L2	21 x 2	MAP 06 L232	32 x 2		
with lever, high construction	CAP 06 L29	29	MAP 06 L40	40		
with lever, high construction	CAP 06 L229	29 x 2	MAP 06 L240	40 x 2		
with lever and cover	CHP 06 LS	16	MHP 06 LS20	20		
with lever and cover	CHP 06 LS2	16 x 2	MHP 06 LS220	20 x 2		
with lever and cover, high construction	CAP 06 LS	21	MAP 06 LS32	32		
with lever and cover, high construction	CAP 06 LS2	21 x 2	MAP 06 LS232	32 x 2		
with lever and cover, high construction	CAP 06 LS29	29	MAP 06 LS40	40		
with lever and cover, high construction	CAP 06 LS229	29 x 2	MAP 06 LS240	40 x 2		
with lever, cable gland entry, closed bulkhead 1) 2)					MAV 06LG25-F	25

1) be used only with a complete cable gland (to be purchased separately).

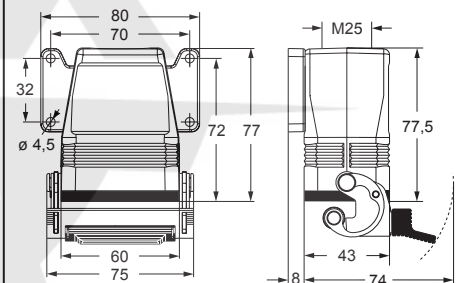
2) versions with M32, Pg 21 or Pg 29 entry on request.

Q IMPORTANT NOTE: The enclosures ensure IP66/IP69 degree of protection (or IP65 for hinged cover versions) when mated and locked with the closing levers. The cover (CS, CP) only ensures mechanical protection, but does not ensure IP65 degree of protection.

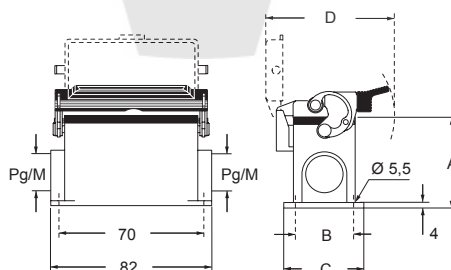
CHP L - CAP L and MHP L - MAP L ▲



MAV 06LG25-F ▲



CHP LS - CAP LS and MHP LS - MAP LS ●



type	A	B	C	D
CHP L / MHP L	53	40	52	79,5
CAP L / MAP L	74	45	57	82
CHP LS / MHP LS	53	40	52	97
CAP LS / MAP LS	74	45	57	97

CALUS Type 4/4X/12



▲ insulating cable gland or fittings without gasket



▲ cable gland with O-Ring gasket