CDC 32 poles + ⏚ 16A - 250V

enclosures:
size "66.40" **page:**

C-TYPE IP65/IP66	**431 - 434**
W-TYPE for aggressive environments	**527**
E-Xtreme® corrosion proof	**548**

inserts, crimp connections



16A crimp contacts
standard or for advanced opening
silver and gold plated



description			part No.	part No.	part No.		part No.	
without contacts (to be ordered separately)								
female inserts, No. (1-16) and (17-32)			**CDCF 16**	**CDCF 16 N**				
male inserts, No. (1-16) and (17-32)			**CDCM 16**	**CDCM 16 N**				
16A female contacts								
0,14-0,37 mm²	AWG 26-22	one groove			**CCFA 0.3**	silver plated	**CCFD 0.3**	gold plated+
0,5 mm²	AWG 20	with no grooves			**CCFA 0.5**		**CCFD 0.5**	
0,75 mm²	AWG 18	one groove (back side)			**CCFA 0.7**		**CCFD 0.7**	
1 mm²	AWG 18	one groove			**CCFA 1.0**		**CCFD 1.0**	
1,5 mm²	AWG 16	two grooves			**CCFA 1.5**		**CCFD 1.5**	
2,5 mm²	AWG 14	three grooves			**CCFA 2.5**		**CCFD 2.5**	
3 mm²	AWG 12	one wide groove			**CCFA 3.0**		**CCFD 3.0**	
4 mm²	AWG 12	with no grooves			**CCFA 4.0**		**CCFD 4.0**	
16A male contacts								
0,14-0,37 mm²	AWG 26-22	one groove			**CCMA 0.3**		**CCMD 0.3**	
0,5 mm²	AWG 20	with no grooves			**CCMA 0.5**		**CCMD 0.5**	
0,75 mm²	AWG 18	one groove (back side)			**CCMA 0.7**		**CCMD 0.7**	
1 mm²	AWG 18	one groove			**CCMA 1.0**		**CCMD 1.0**	
1,5 mm²	AWG 16t	wo grooves			**CCMA 1.5**		**CCMD 1.5**	
2,5 mm²	AWG 14	three grooves			**CCMA 2.5**		**CCMD 2.5**	
3 mm²	AWG 12	one wide groove			**CCMA 3.0**		**CCMD 3.0**	
4 mm²	AWG 12	with no grooves			**CCMA 4.0**		**CCMD 4.0**	
16A male crimp contacts for advanced opening								
0,5 mm²	AWG 20	with no grooves			**CC 0.5 AN**			
0,75 mm²	AWG 18	one groove (back side)			**CC 0.7 AN**			
1 mm²	AWG 18	one groove			**CC 1.0 AN**			
1,5 mm²	AWG 16	two grooves			**CC 1.5 AN**			
2,5 mm²	AWG 14	three grooves			**CC 2.5 AN**			

+ for basic or high thickness gold plating, please refer to page 675

- characteristics according to EN 61984:
  16A 250V 4kV 3
  16A 230/400V 4kV 2
- c UL us (UL for USA and Canada), CSA, CQC, DNV·GL, BUREAU VERITAS, EAC certified
- rated voltage according to UL/CSA: 600V
- insulation resistance: ≥ 10 GΩ
- ambient temperature limit: -40 °C ... +125 °C
- made of self-extinguishing thermoplastic resin UL 94V-0
- mechanical life: ≥ 500 cycles
- contact resistance: ≤ 1 mΩ
- according to recommendations EUROMAP N° 12 / N° 62
- for max. current load see the connector inserts derating diagram below; for more information see page 28

CDC 32 poles connector inserts
Maximum current load derating diagram

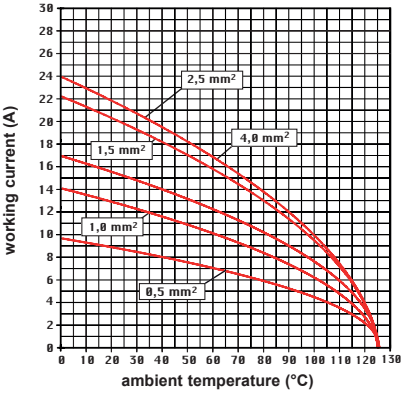

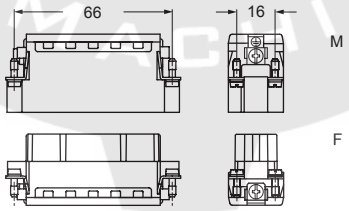

contacts side (front view)

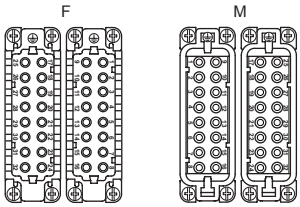

- **it is recommended to crimp the contacts with crimping tools homologated by ILME** (please see the crimping tool section 16A contacts, CCF, CCM and CC...AN series on pages 708 - 741)

CCF and CCM

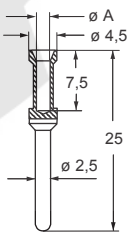

CC...AN

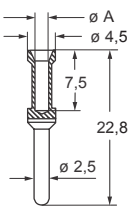

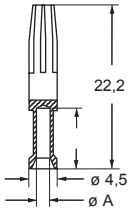

CCF, CCM and CC..AN contacts

conductor section mm²	conductor slot ø A (mm)	conductors stripping length (mm)
0,14-0,37	0,9	7,5
0,5	1,1	7,5
0,75	1,3	7,5
1,0	1,45	7,5
1,5	1,8	7,5
2,5	2,2	7,5
3	2,55	7,5
4	2,85	7,5

dimensions shown in mm are not binding and may be changed without notice