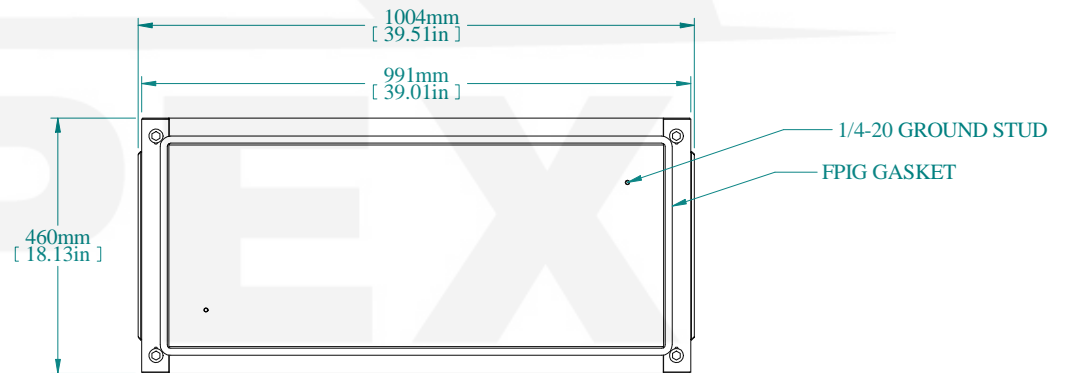



ISOMETRIC VIEW




TOP VIEW



REAR VIEW



L.S. VIEW



FRONT VIEW

PART NUMBERS	
HPB1105	PAINTED TEXTURED BLACK

NOTES
Solid Plinth Bottom consists of frame with two removable gland plates and all mounting hardware See Hammond Website for Additional Accessories.

Data subject to change without notice. Isometric drawing not to scale.

