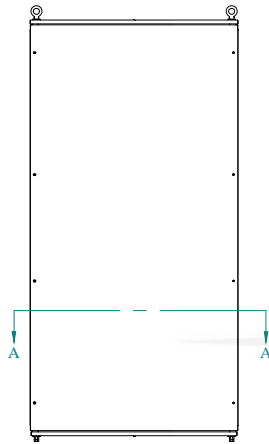
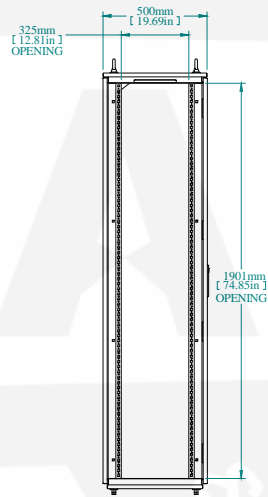


SECTION A-A




REAR VIEW



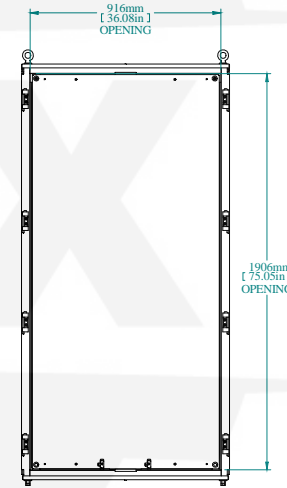
L.S. VIEW



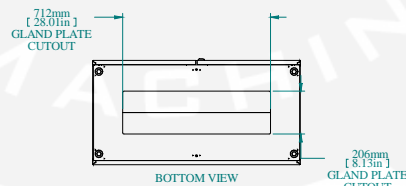
TOP VIEW



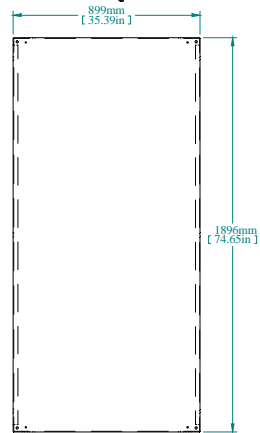
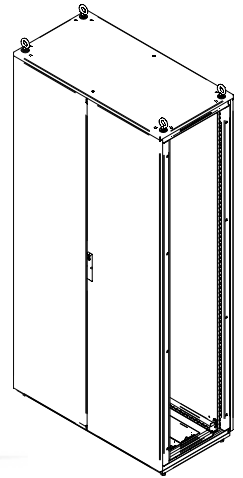
FRONT VIEW



FRONT VIEW DOOR REMOVED



BOTTOM VIEW



INNER PANEL

PART NUMBERS	
HMET20105	PAINTED TEXTURED GRAY RAL 7035

NOTES	
Welded Assembly See Hammond Website for Additional Accessories	

Data subject to change without notice. Isometric drawing not to scale.



**HAMMOND  
MANUFACTURING™**

www.hammondmfg.com

PART NO. HMET20105