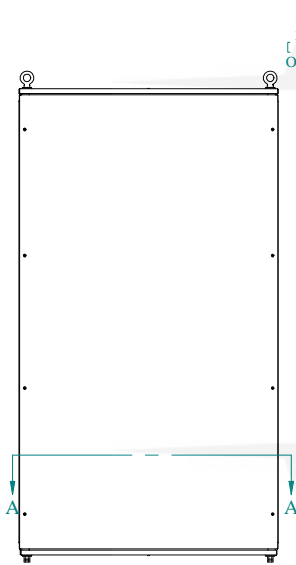
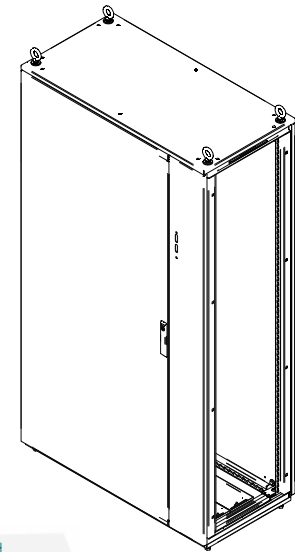


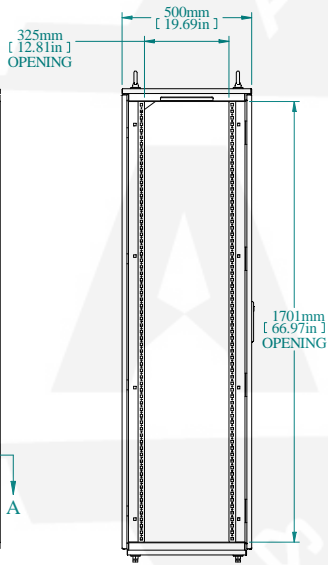
SECTION A-A



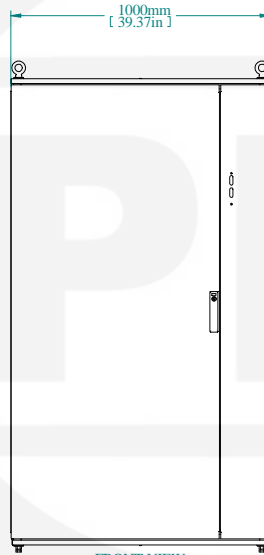
TOP VIEW



REAR VIEW



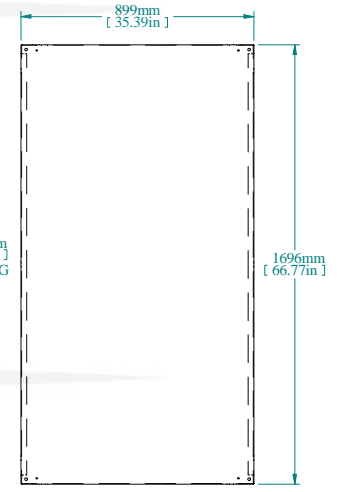
L.S. VIEW



FRONT VIEW




FRONT VIEW DOOR REMOVED



INNER PANEL

712mm
[28.01in]
GLAND PLATE
CUTOUT



BOTTOM VIEW

206mm
[8.13in]
GLAND PLATE
CUTOUT

PART NUMBERS	
HFMD18105	PAINTED TEXTURED GRAY RAL 7035

NOTES
Welded Assembly See Hammond Website for Additional Accessories

Data subject to change without notice. Isometric drawing not to scale.



**HAMMOND
MANUFACTURING™**

www.hammondmfg.com

PART NOHFMD18105