

# Panel Thermo-Hygrostat and Thermostats

7T  
SERIES



Drying kilns



Industrial  
refrigeration



Road / tunnel  
lighting



Industrial  
furnaces  
and ovens



Automatic  
car-washes



Panels for  
electrical  
distribution



Control panels



Forced-air  
ventilators





**Panel Thermo-Hygrostat**

- Small, compact size (17.5 mm wide)
- Electronic control
- 4 functions
- Nominal voltage 110...240 V AC/DC
- Temperature ranges from +10 ° to +60 °C
- Humidity range up to 90%
- LED status indication contact ON
- 35 mm rail (EN 60715) mount

**Panel thermostat**

- Small, compact size (17.5 mm wide)
- Snap action thermostatic Bimetal sensor
- Wide temperature setting range
- Long electrical life
- 35 mm rail (EN 60715) mount

**NEW 7T.51**


- Thermo-Hygrostatic control
- Nominal voltage 110...240 V AC/DC

**7T.81.0.000.240x**


- Heating control

**7T.81.0.000.230x**


- Ventilation control

\* Measured with 0.3 K/min

\*\* Measured with 0.5 %/min

For outline drawing see page 6

**Contact specification**

Contact configuration		1 NO (SPST-NO)	1 NC (SPST-NC)	1 NO (SPST-NO)
Rated current/Maximum peak current	A	10/20	10/20	10/20
Rated voltage/ Maximum switching voltage	V AC	250/250	250/250	250/250
Rated load AC1	VA	2500	2500	2500
Rated load AC15 (230 V AC)	VA	250	250	250
Single phase motor rating AC3 (230 V AC)	kW	1.1	1.1	1.1
Breaking capacity DC1: 30/110/220 V	A	1/0.3/0.15	1/0.3/0.15	1/0.3/0.15
Minimum switching load	mW (V/mA)	500 (12/10)	500 (12/10)	500 (12/10)
Standard contact material		AgNi	AgNi	AgNi

**Coil specifications**

Nominal Voltage	V AC/DC	110...240	—	—
Rated Power	VA (50Hz)/W	1.8/0.44	—	—
Operating range	V AC/DC	88...264	—	—

**Temperature specifications \***

Setting range (ventilation)	°C	+10...+60	-20...+40	-20...+60	0...+60	-20...+40	-20...+60	0...+60
Switch differential	K	4 ± 2	7 ± 4			7 ± 4		
Setting accuracy full range	K	-1...+3	—			—		

**Humidity specifications \*\***

Setting range (humidity)	%	50...90	—			—		
Hysteresis	%	4 ± 2	—			—		
Setting accuracy	%	5	—			—		

**Technical data**

Electrical life at rated load AC1	cycles	100 · 10 <sup>3</sup>	100 · 10 <sup>3</sup>			100 · 10 <sup>3</sup>		
Ambient temperature range	°C	-25...+60	-45...+80			-45...+80		
Protection category		IP 20	IP 20			IP 20		

**Approvals (according to type)**


## Ordering information

Example: 7T Series, Thermo-Hygrostat for temperature and humidity control, 110...240 V AC/DC, Multifunction, 35 mm rail (EN 60715) mount.

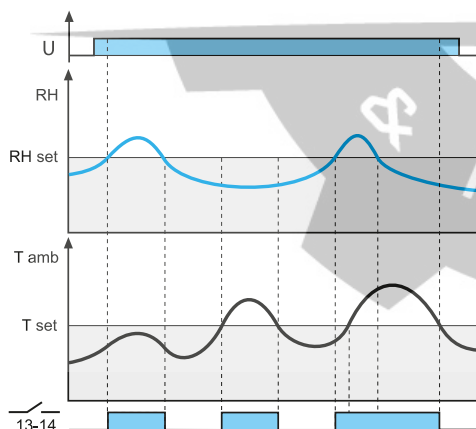
7 T . 5 1 . 0 . 2 3 0 . 4 3 6 0

<b>Series</b>	7 T	<b>Control function</b>	60 = Multifunction (only 7T.51) 01 = -20...+40 °C (only 7T.81) 02 = -20...+60 °C (only 7T.81) 03 = 0...+60 °C (only 7T.81)
<b>Type</b>	5	<b>Contact configuration</b>	3 = 1 NO contact 4 = 1 NC contact
5 = Thermo-Hygrostatic control 8 = Temperature control		<b>Monitoring function</b>	2 = Temperature control 4 = Temperature and Humidity, adjustable
<b>No. of contacts</b>	1		
1 = 1 contact			
<b>Voltage type</b>	0		
0 = AC/DC (only 7T.51) 0 = No operating voltage required (only 7T.81)			
<b>Rated operating voltage</b>	230		
230 = 110...240 V (only 7T.51) 000 = No operating voltage required			

## Technical data

Insulation		7T.51	7T.81
Dielectric strength between open contacts	V AC	1000	500
Dielectric strength between supply and contact	V AC	2000	—
Other data			
Screw torque	Nm	0.5	0.5
Max. wire size			
	mm <sup>2</sup>	solid cable 1 x 2.5	stranded cable 1 x 1.5
	AWG	1 x 12	1 x 16

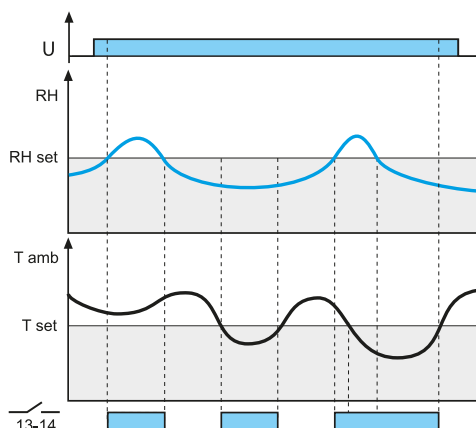
## Functions 7T.51



## HT: RH &gt; RHset OR Tamb &gt; Tset

Power is permanently applied to the thermo-hygrostat.  
The contact 13-14 closes if the ambient humidity (RH) is > of set humidity (RHset) OR if the ambient temperature (Tamb) is > of set temperature (Tset).

When contact is close, LED is ON

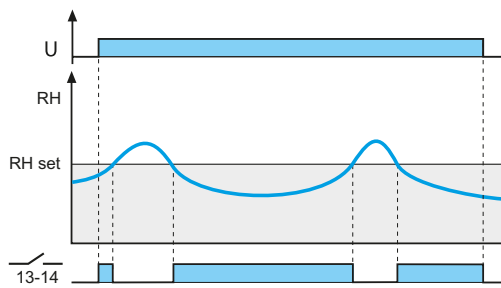


## TH: RH &gt; RHset OR Tamb &lt; Tset

The contact 13-14 closes if the ambient humidity (RH) is > of set humidity (RHset) OR if the ambient temperature (Tamb) is < of set temperature (Tset).

When contact is close, LED is ON

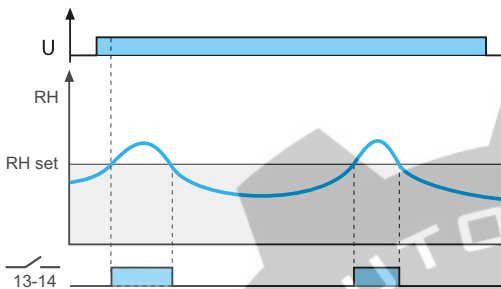
### Functions 7T.51



#### HL: $RH < RH_{set}$

The contact 13-14 closes if the ambient humidity (RH) is < of set humidity (RHset)

When contact is close, LED is ON

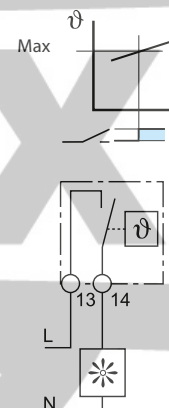
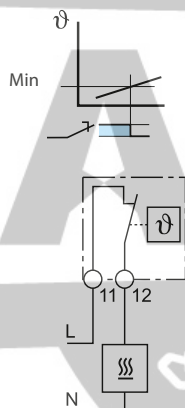


#### HM: $RH > RH_{set}$

The contact 13-14 closes if the ambient humidity (RH) is > of set humidity (RHset)

When contact is close, LED is ON

### Functions 7T.81

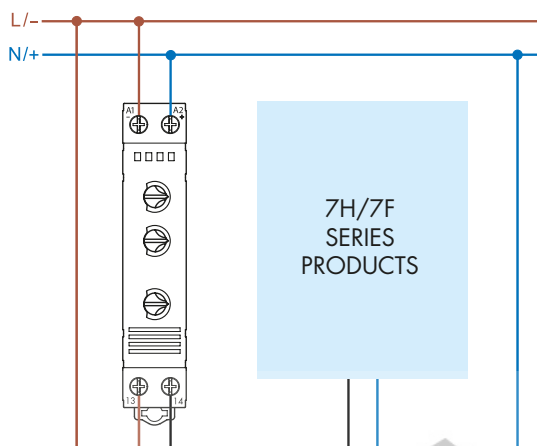


**Heating control** - Should the panel temperature fall below the (minimum) set temperature the contact will close to call for heat. The contact will open when this set temperature is exceeded.

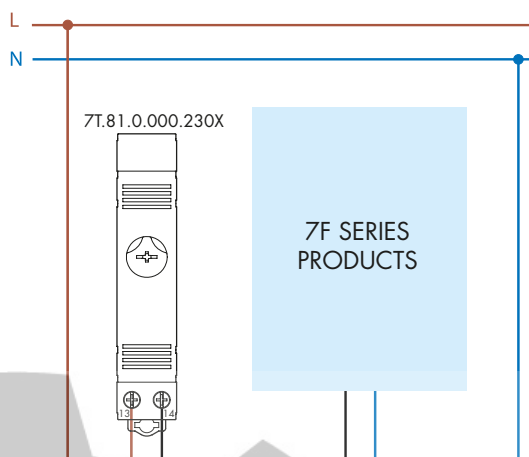
**Ventilation control** - Should the panel temperature exceed the (maximum) set temperature then the contact will close to call for cooling. The contact will open when the temperature falls below this set temperature.

## Wiring diagrams

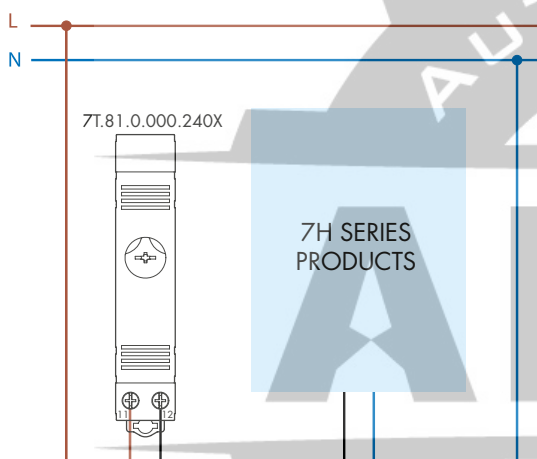
7T.51



7T.81...230x



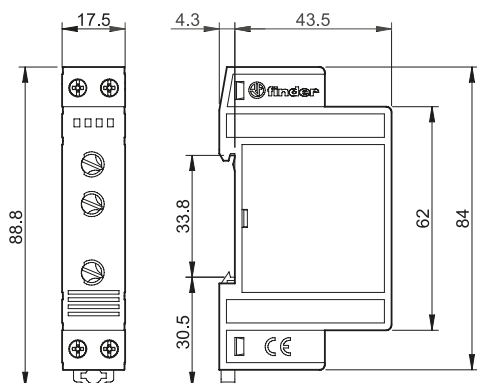
7T.81...240x



## Outline drawings

Type 7T.51

Screw terminal



Type 7T.81

Screw terminal

